

# NHS Camden CCG

2018 NHS Staff Survey

**Directorate Report**

**Contents**

Introduction . . . . .	3
Themes – Directorates 1 . . . . .	4
947 Commissioning & Contracting L3 . . . . .	5
947 GP IT & Systems Team L3 . . . . .	6
Corporate Services and Board Directorates L2 . . . . .	7
Quality and Clinical Effectiveness Directorate L2 . . . . .	8
947 Primary & Community Commissioning L3 . . . . .	9
OTHER . . . . .	10
Themes – Directorates 2 . . . . .	11
947 Commissioning & Contracting L3 . . . . .	12
947 GP IT & Systems (142676) L4 . . . . .	13
Corporate Services and CEO/Board L3 . . . . .	14
Quality and Clinical Effectiveness L3 . . . . .	15
947 Primary & Community Commissioning (142646) L4 . . . . .	16
OTHER . . . . .	17

This directorate report for NHS Camden CCG contains results by directorate for themes from the 2018 NHS Staff Survey. These results are compared to the unweighted average for your organisation.

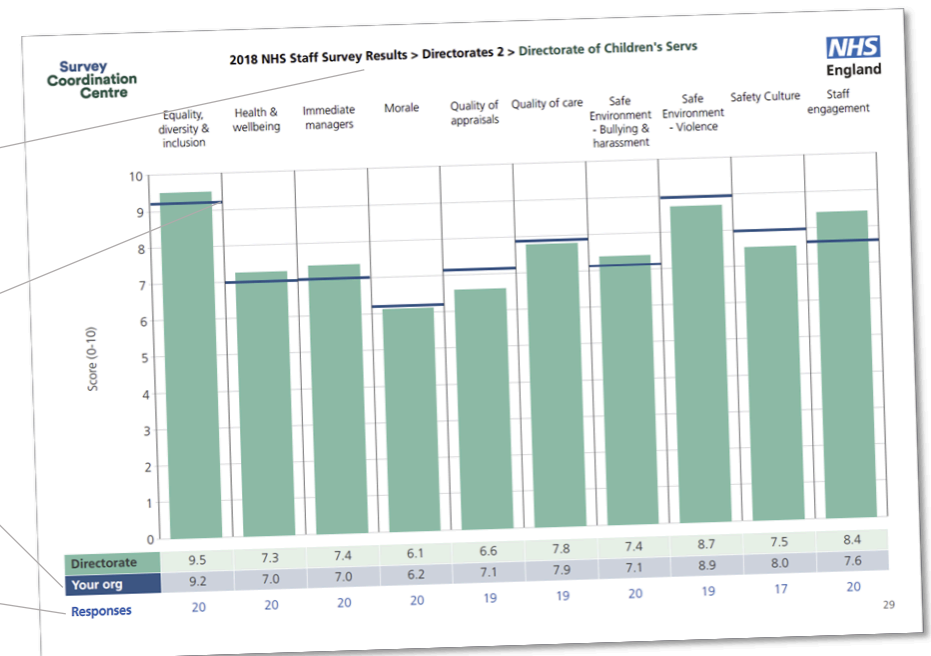
The directorate breakdowns used in this report were provided and defined by NHS Camden CCG. Details of how the theme scores were calculated are included in the Technical Document, available to download from our [results website](#).

## Key features

Breakdown type and **directorate name** are specified in the header. Black text in the header is hyperlinked: clicking on '2018 NHS Staff Survey Results' navigates back to the contents page.

Directorate results are presented in the context of the (unweighted) **organisation average ('Your org')**, so it is easy to tell if a directorate is performing better or worse than the organisation average. For all themes, a higher score is a better result than a lower score.

The **number of responses** feeding into each theme score **for the given directorate** is specified below the table containing the directorate and trust scores.

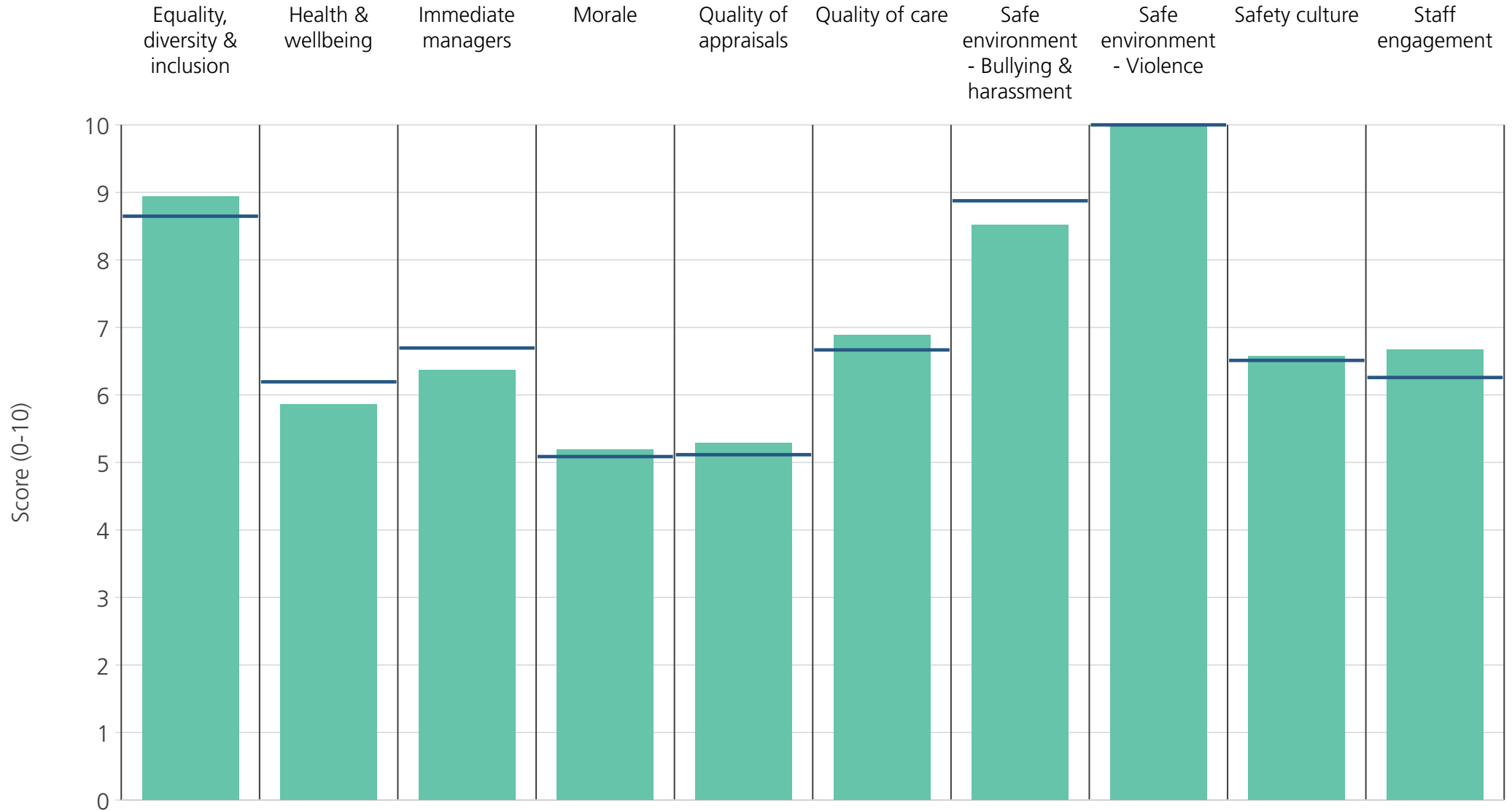


**! Note:** when there are less than 11 responses in a group, results are suppressed to protect staff confidentiality

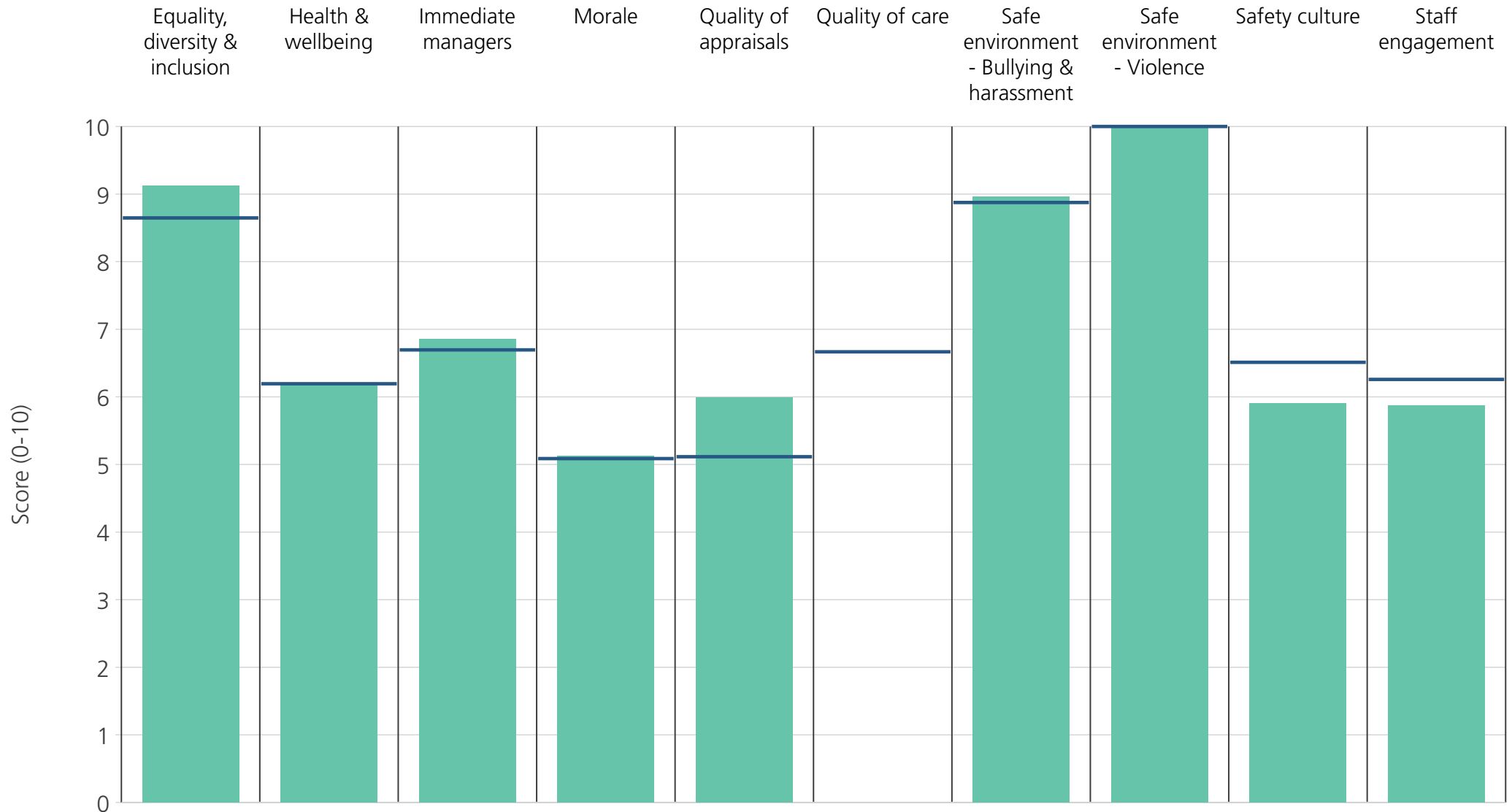
# Directorates 1

NHS Camden CCG

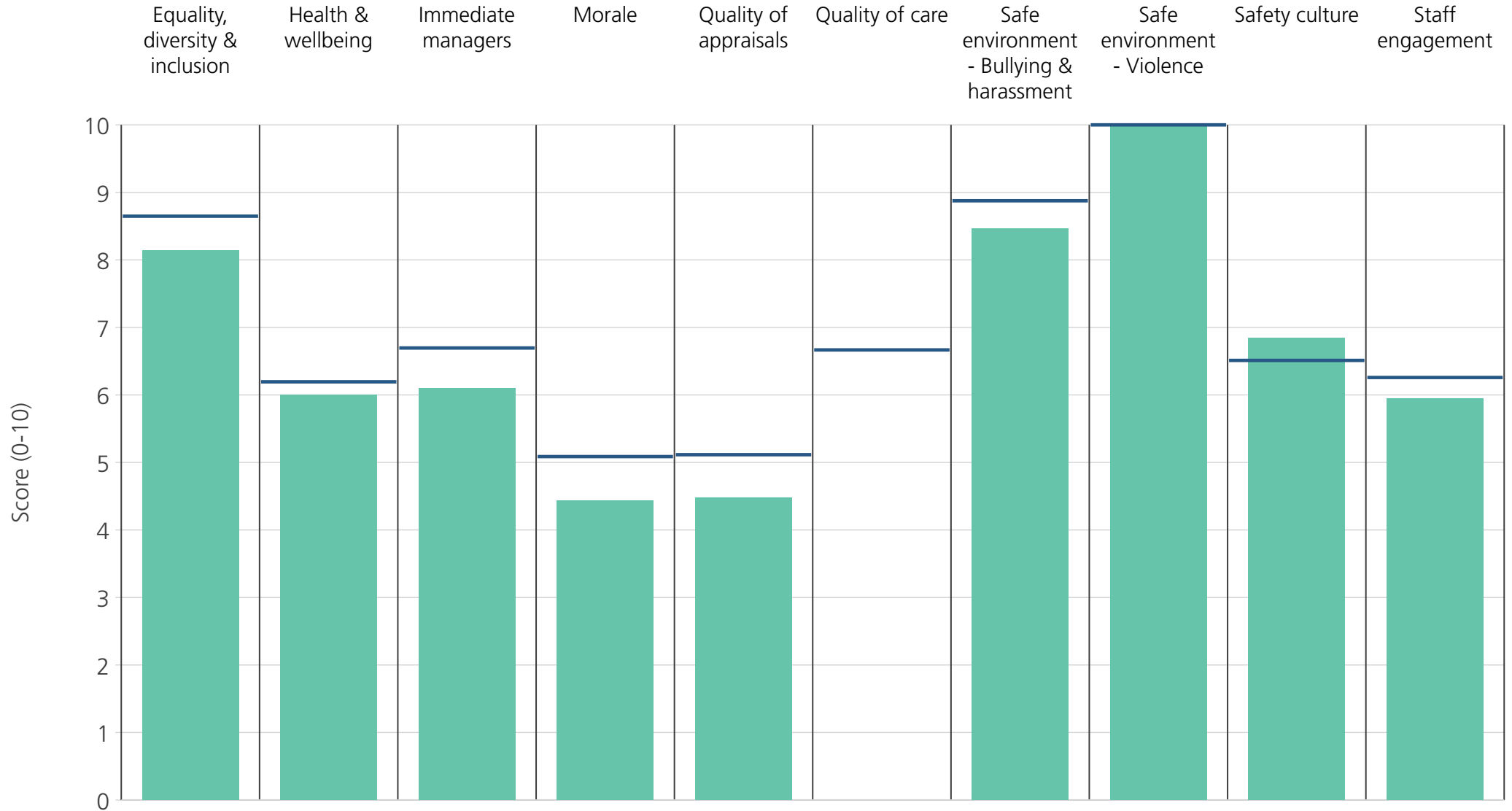
2018 NHS Staff Survey Results



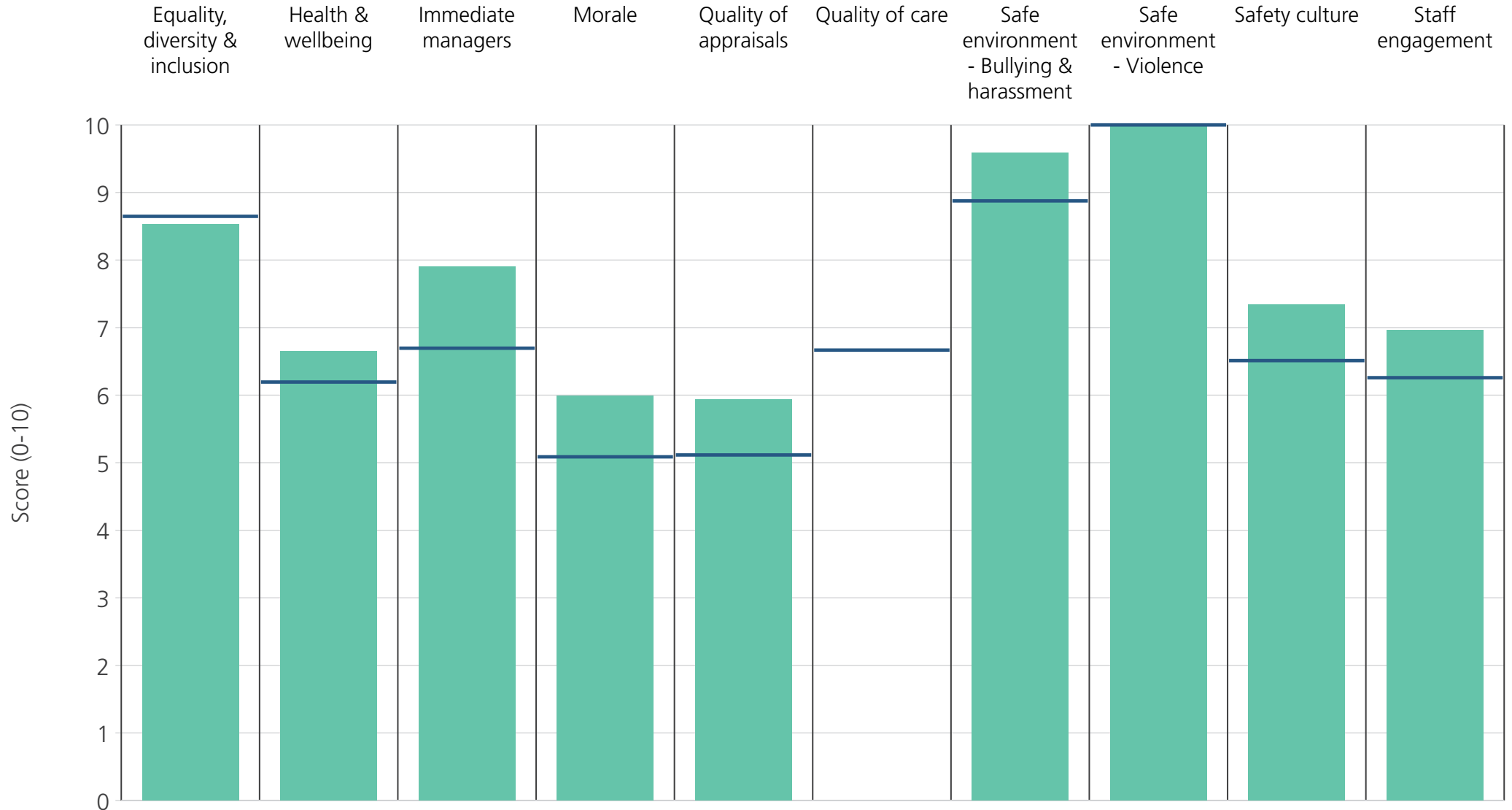
<b>Directorate</b>	8.9	5.9	6.4	5.2	5.3	6.9	8.5	10.0	6.6	6.7
<b>Your org</b>	8.6	6.2	6.7	5.1	5.1	6.7	8.9	10.0	6.5	6.3
<b>Responses</b>	18	18	18	18	13	13	18	18	18	18



<b>Directorate</b>	9.1	6.2	6.9	5.1	6.0	6.7	9.0	10.0	5.9	5.9
<b>Your org</b>	8.6	6.2	6.7	5.1	5.1	6.7	8.9	10.0	6.5	6.3
<b>Responses</b>	17	17	17	17	13	10	16	16	17	17

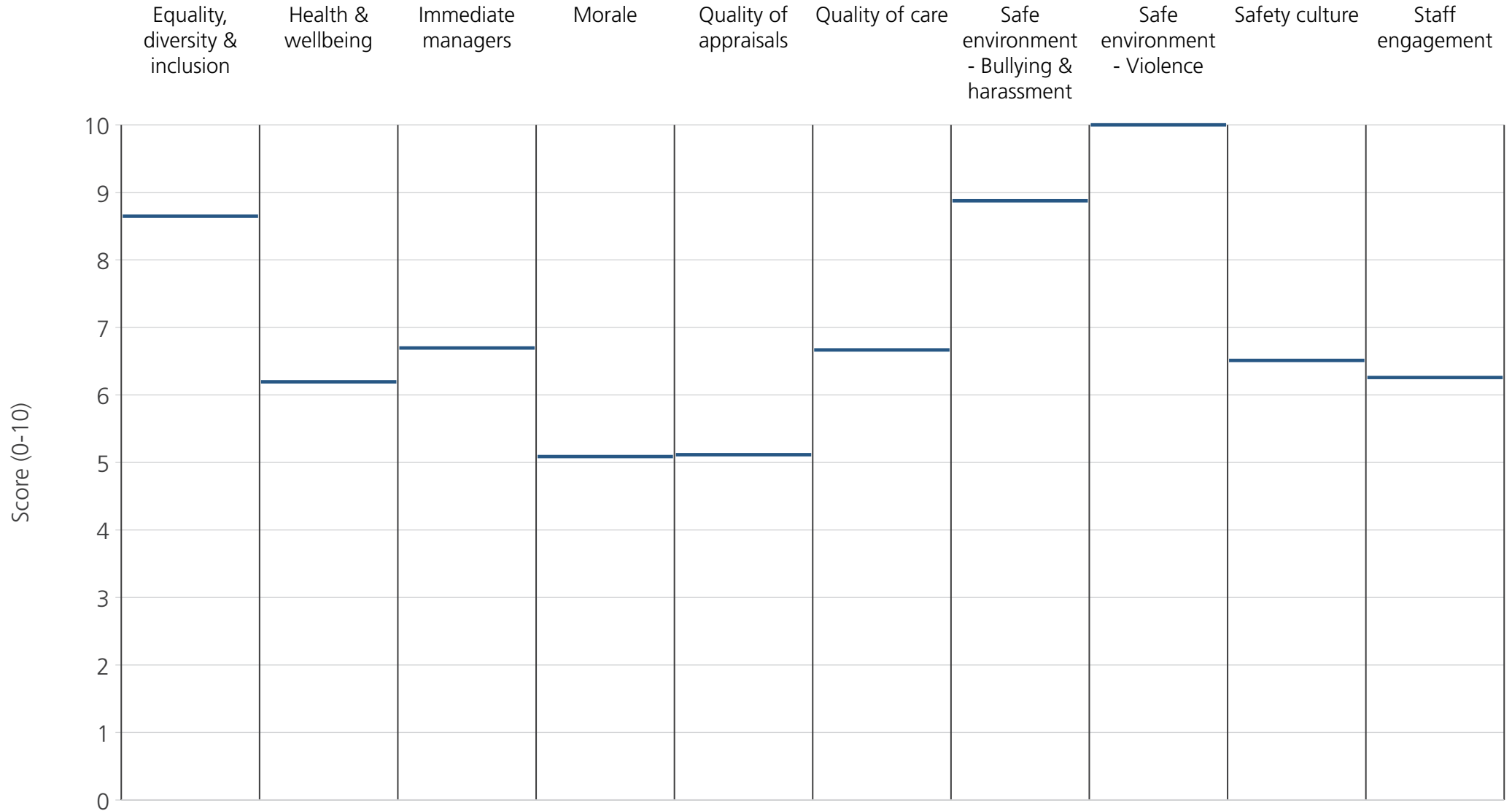


<b>Directorate</b>	8.1	6.0	6.1	4.4	4.5		8.5	10.0	6.8	5.9
<b>Your org</b>	8.6	6.2	6.7	5.1	5.1	6.7	8.9	10.0	6.5	6.3
<b>Responses</b>	13	13	13	13	12	5	13	12	13	14

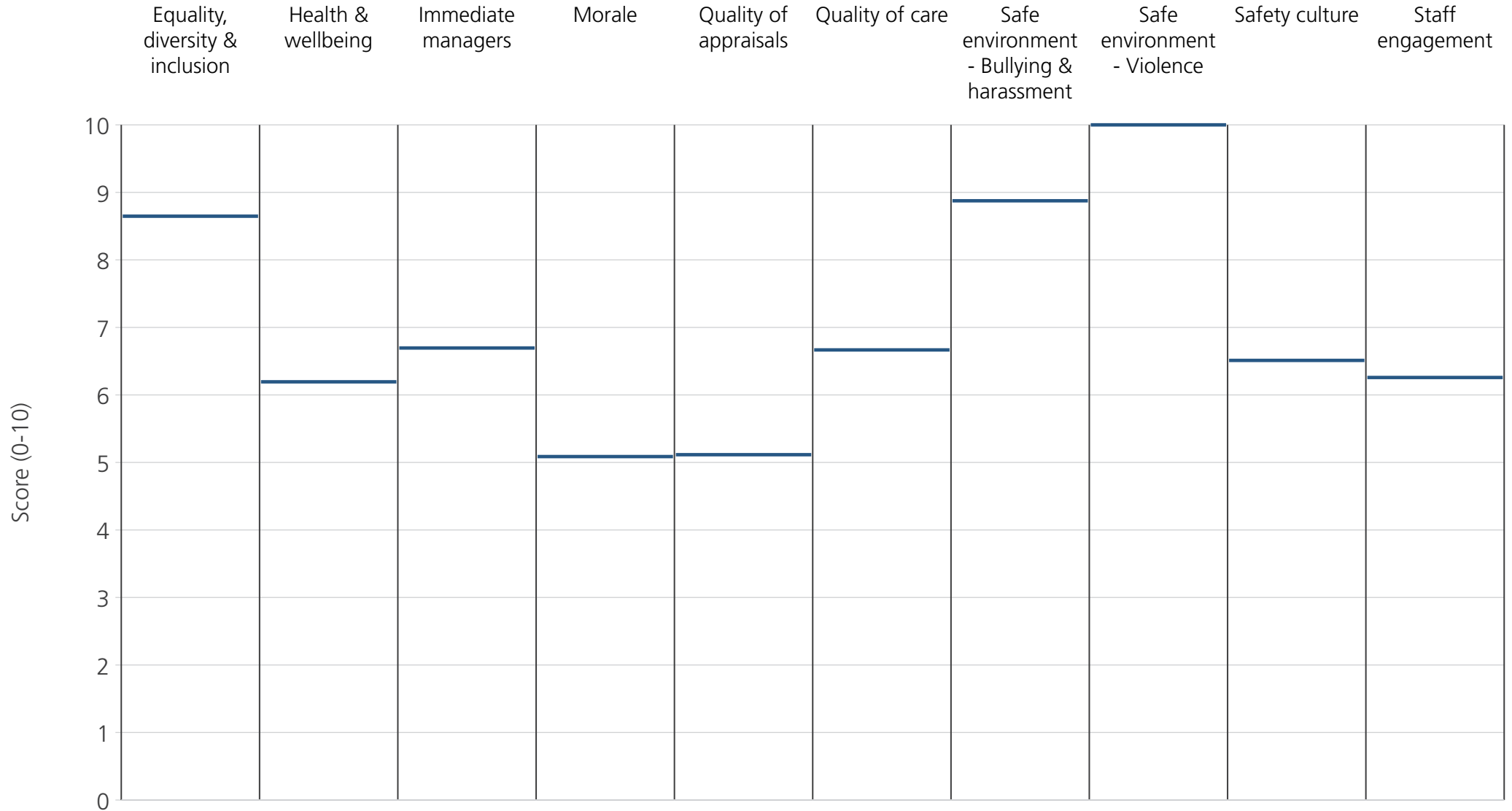


<b>Directorate</b>	8.5	6.6	7.9	6.0	5.9	6.7	9.6	10.0	7.3	7.0
<b>Your org</b>	8.6	6.2	6.7	5.1	5.1	6.7	8.9	10.0	6.5	6.3
<b>Responses</b>	17	17	17	16	16	10	16	17	16	16





Directorate	8.6	6.2	6.7	5.1	5.1	6.7	8.9	10.0	6.5	6.3
Your org	8.6	6.2	6.7	5.1	5.1	6.7	8.9	10.0	6.5	6.3
Responses	10	10	10	10	7	4	10	10	10	10

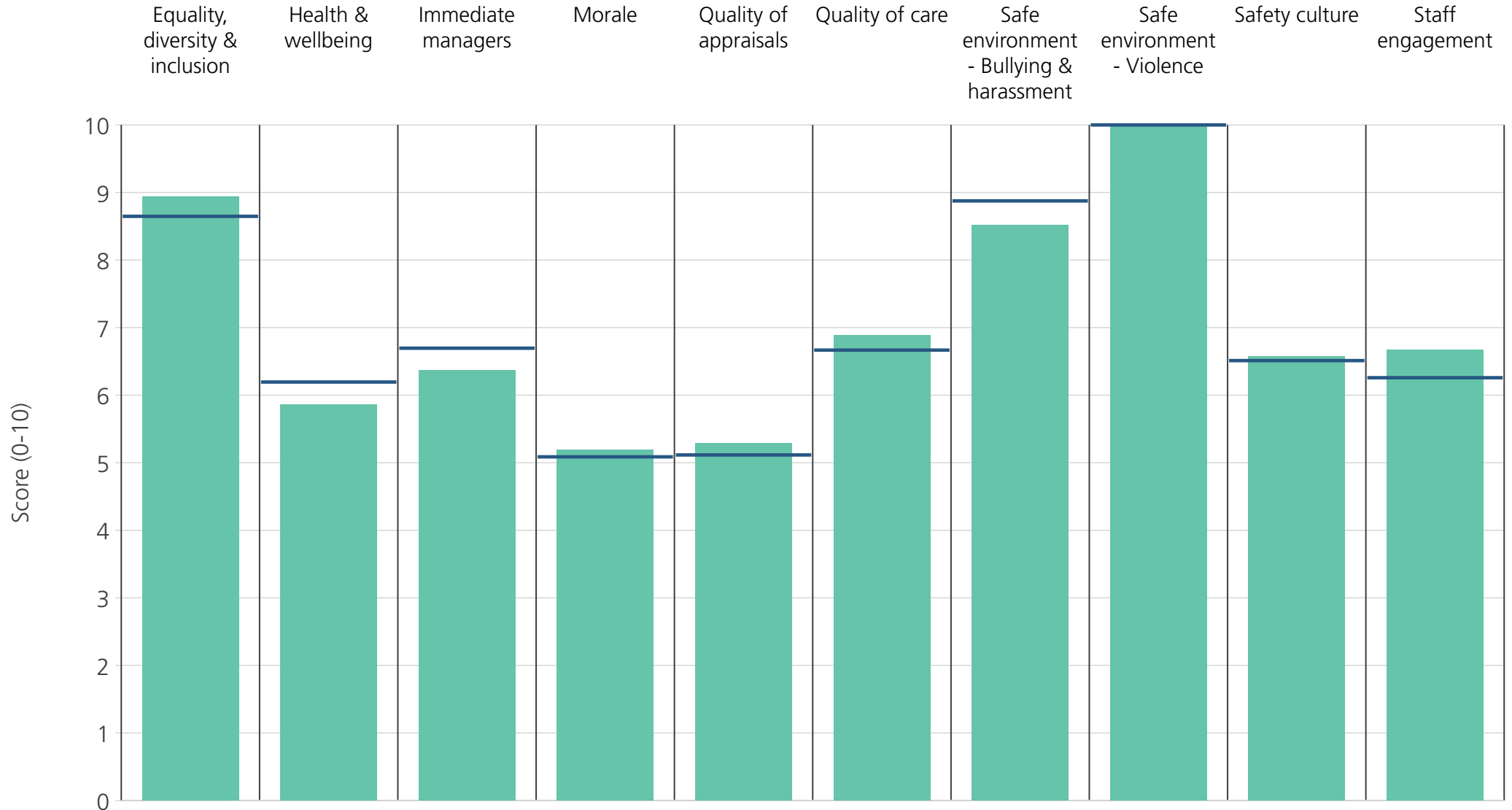


Directorate	8.6	6.2	6.7	5.1	5.1	6.7	8.9	10.0	6.5	6.3
Your org	8.6	6.2	6.7	5.1	5.1	6.7	8.9	10.0	6.5	6.3
Responses	10	10	10	10	8	2	10	10	10	10

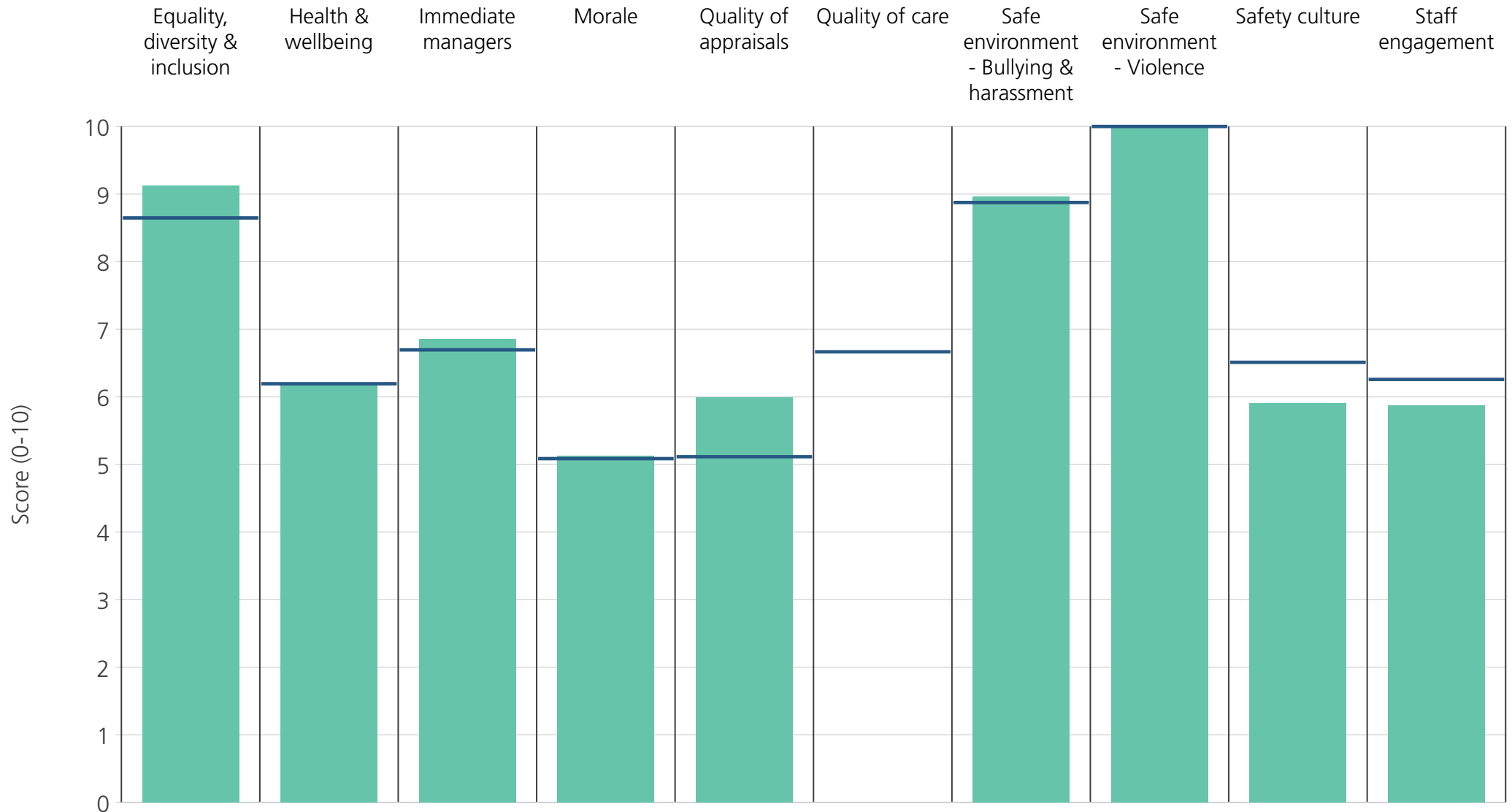
# Directorates 2

NHS Camden CCG

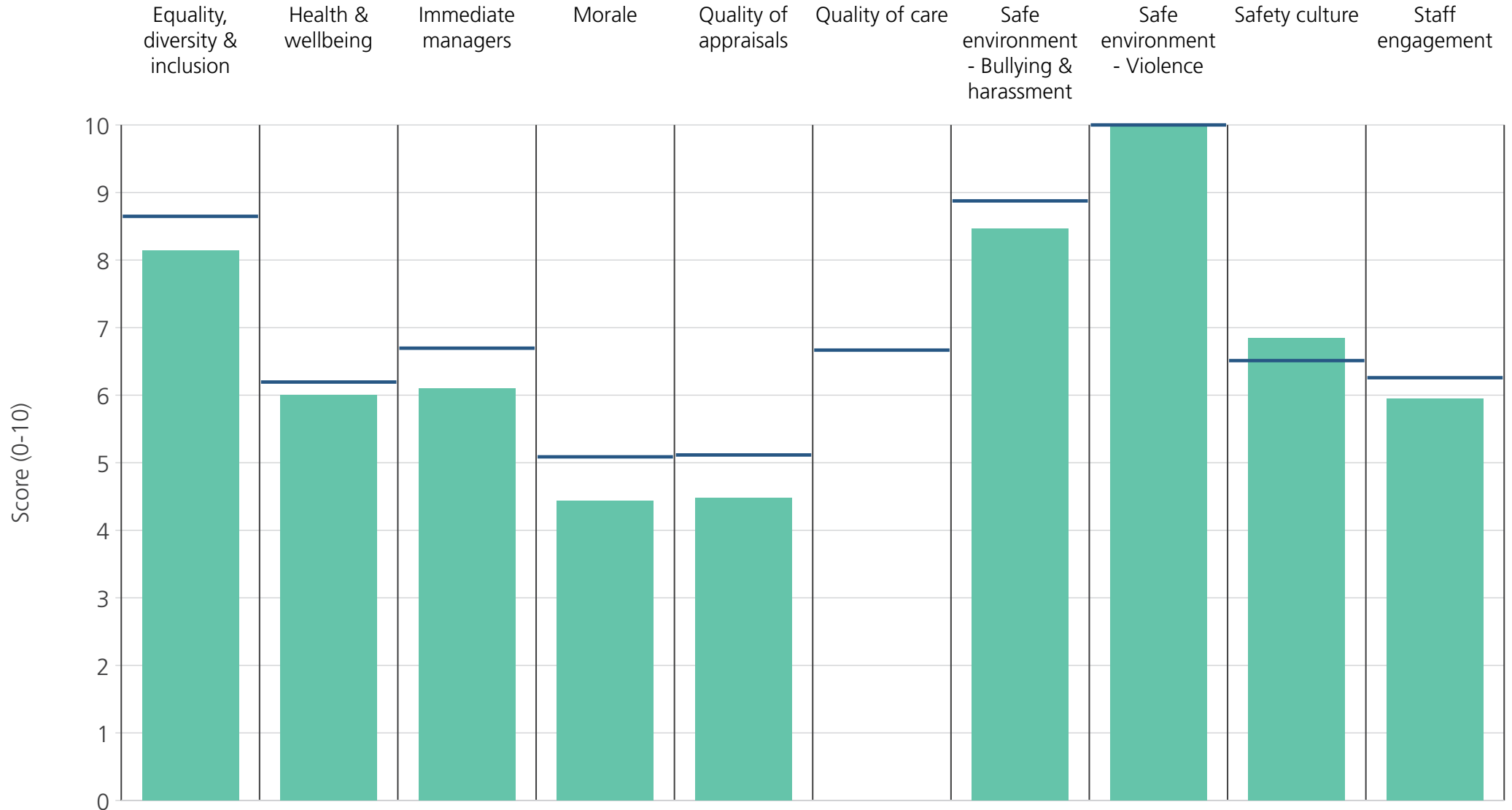
2018 NHS Staff Survey Results



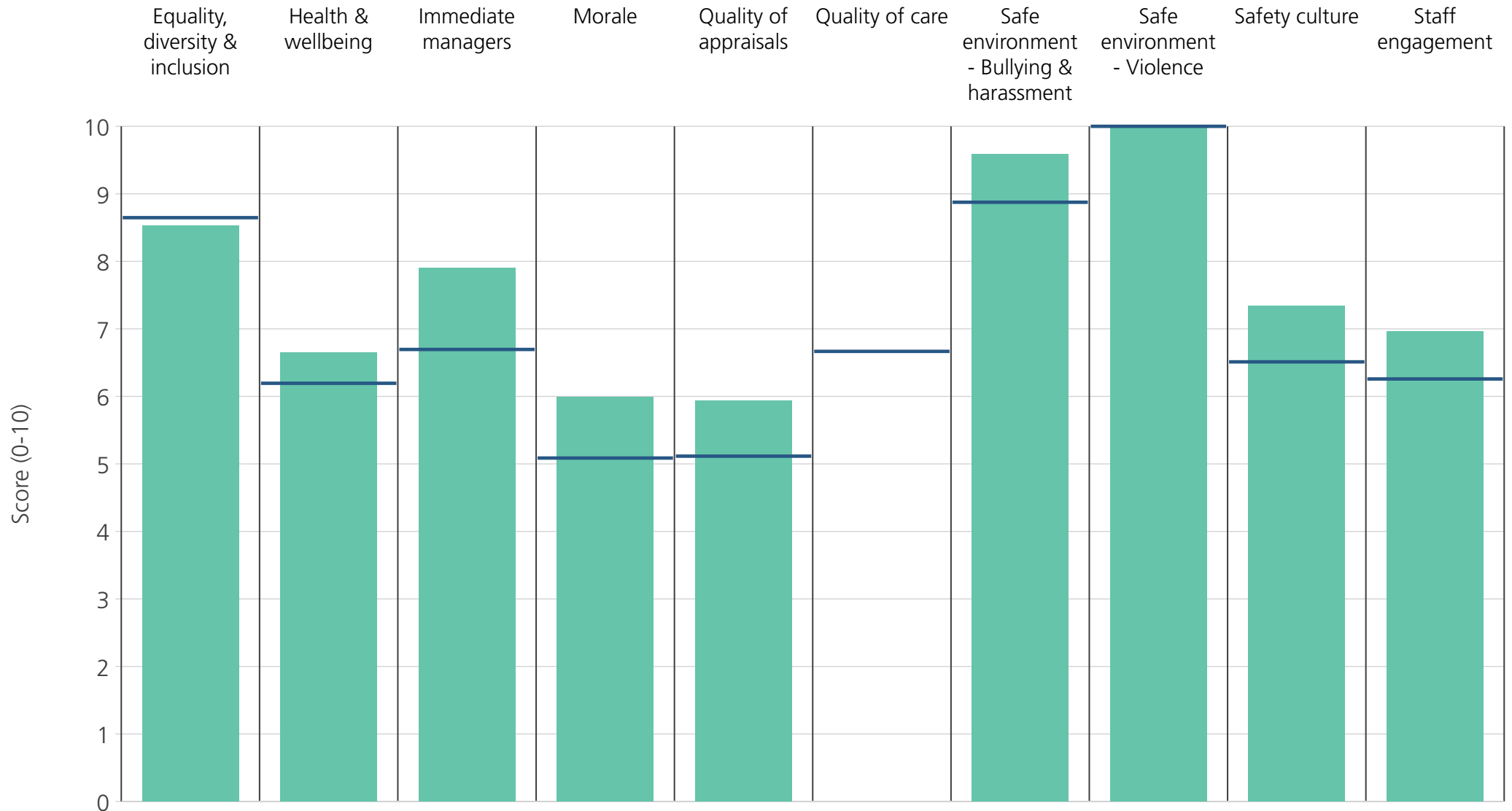
<b>Directorate</b>	8.9	5.9	6.4	5.2	5.3	6.9	8.5	10.0	6.6	6.7
<b>Your org</b>	8.6	6.2	6.7	5.1	5.1	6.7	8.9	10.0	6.5	6.3
<b>Responses</b>	18	18	18	18	13	13	18	18	18	18



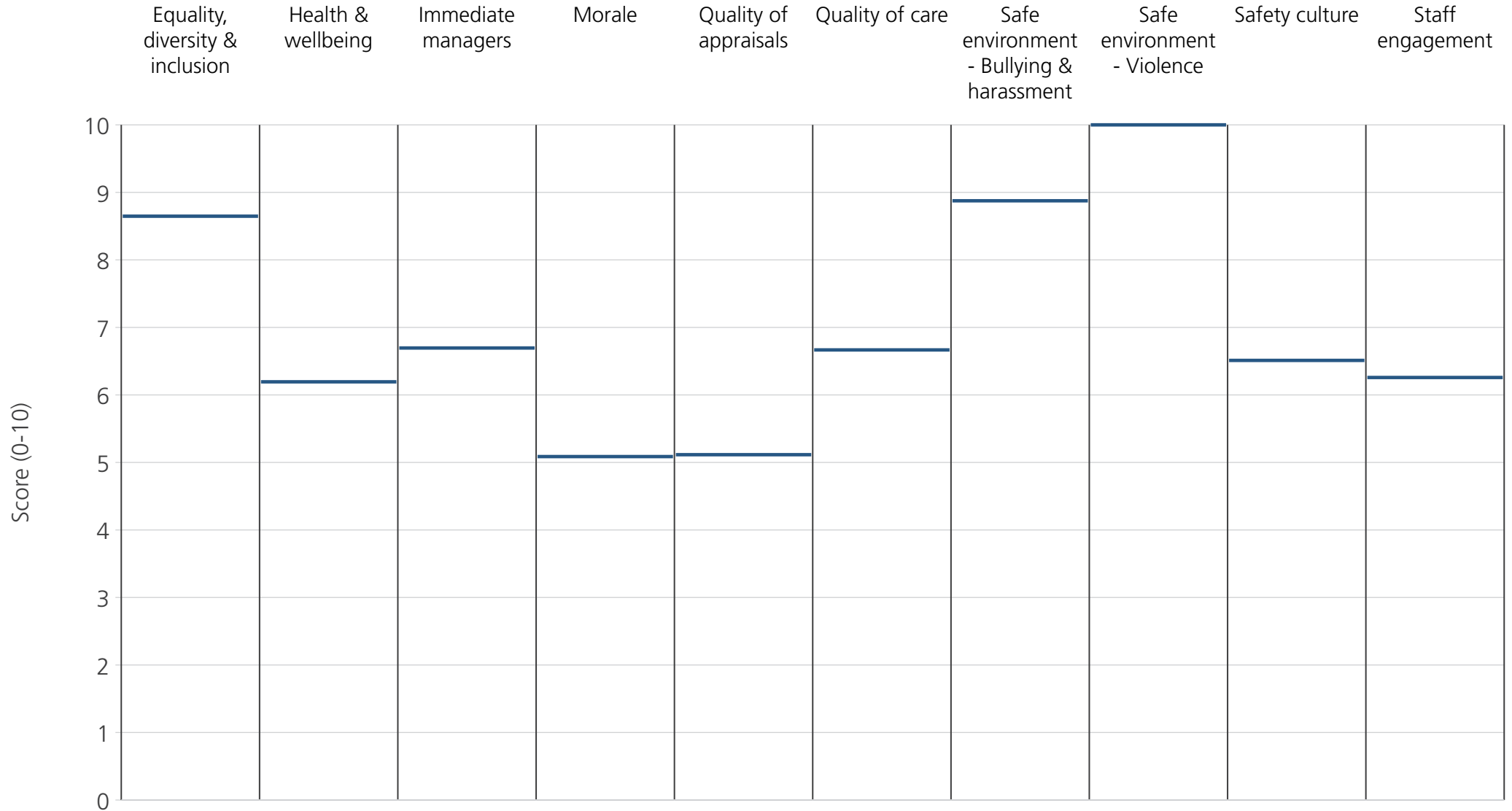
<b>Directorate</b>	9.1	6.2	6.9	5.1	6.0	6.7	9.0	10.0	5.9	5.9
<b>Your org</b>	8.6	6.2	6.7	5.1	5.1	6.7	8.9	10.0	6.5	6.3
<b>Responses</b>	17	17	17	17	13	10	16	16	17	17



<b>Directorate</b>	8.1	6.0	6.1	4.4	4.5		8.5	10.0	6.8	5.9
<b>Your org</b>	8.6	6.2	6.7	5.1	5.1	6.7	8.9	10.0	6.5	6.3
<b>Responses</b>	13	13	13	13	12	5	13	12	13	14

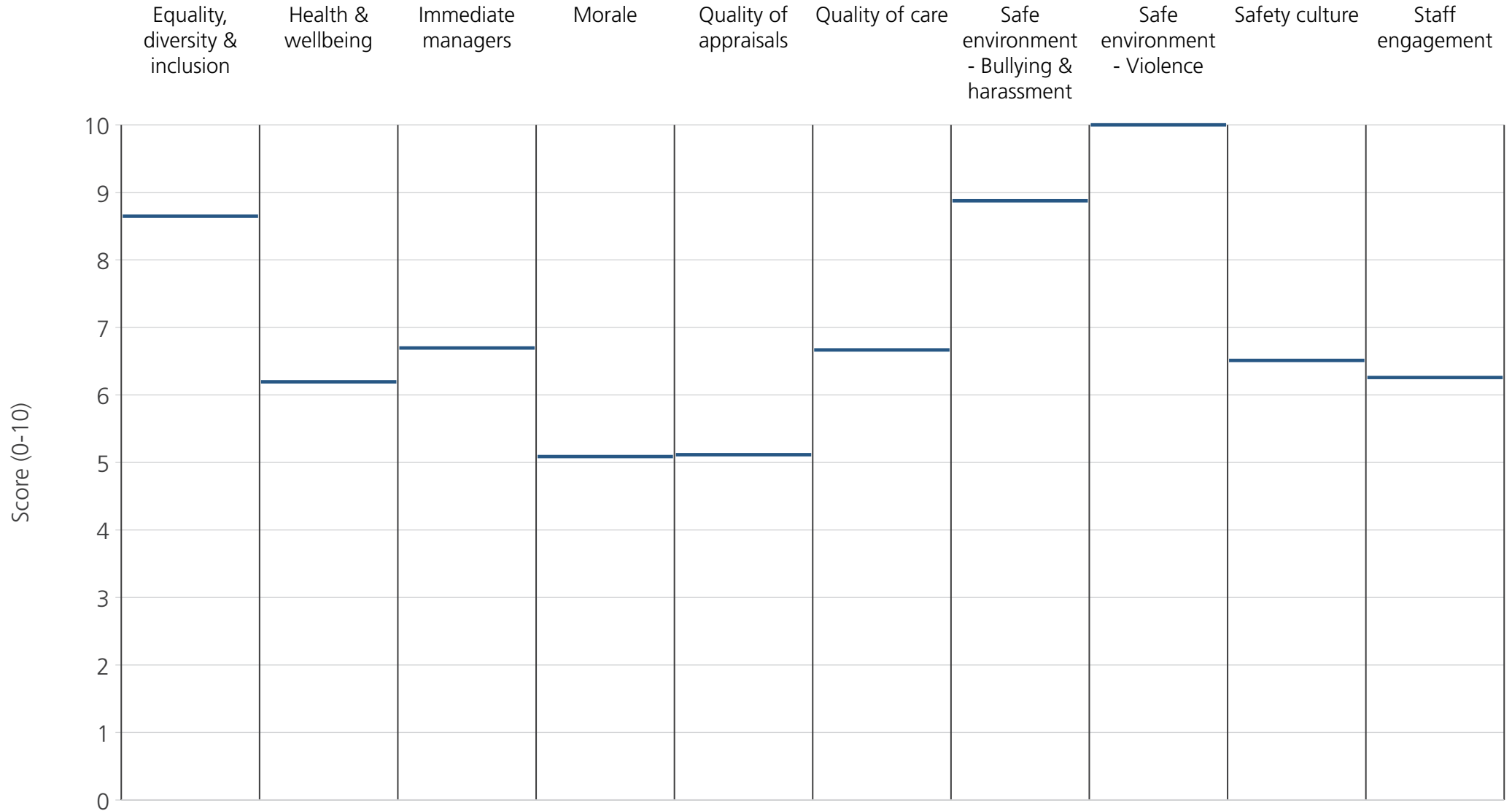


<b>Directorate</b>	8.5	6.6	7.9	6.0	5.9		9.6	10.0	7.3	7.0
<b>Your org</b>	8.6	6.2	6.7	5.1	5.1	6.7	8.9	10.0	6.5	6.3
<b>Responses</b>	17	17	17	16	16	10	16	17	16	16



Directorate										
Your org	8.6	6.2	6.7	5.1	5.1	6.7	8.9	10.0	6.5	6.3
Responses	10	10	10	10	7	4	10	10	10	10





Directorate	8.6	6.2	6.7	5.1	5.1	6.7	8.9	10.0	6.5	6.3
Your org	8.6	6.2	6.7	5.1	5.1	6.7	8.9	10.0	6.5	6.3
Responses	10	10	10	10	8	2	10	10	10	10