

# NHS Enfield CCG

2018 NHS Staff Survey

**Directorate Report**

**Contents**

Introduction . . . . .	3
Themes – Directorates 1 . . . . .	4
936 Operations Directorate L3 . . . . .	5
936 Strategy and Partnerships Directorate L3 . . . . .	6
Quality, Governance & Medical Directorate . . . . .	7
936 Finance and Contracting Directorate and Senior Leadership L3 . . . . .	8
Themes – Directorates 2 . . . . .	9
OTHER . . . . .	10
936 Continuing Healthcare L4 . . . . .	11
936 Enfield Referral Service L4 . . . . .	12

This directorate report for NHS Enfield CCG contains results by directorate for themes from the 2018 NHS Staff Survey. These results are compared to the unweighted average for your organisation.

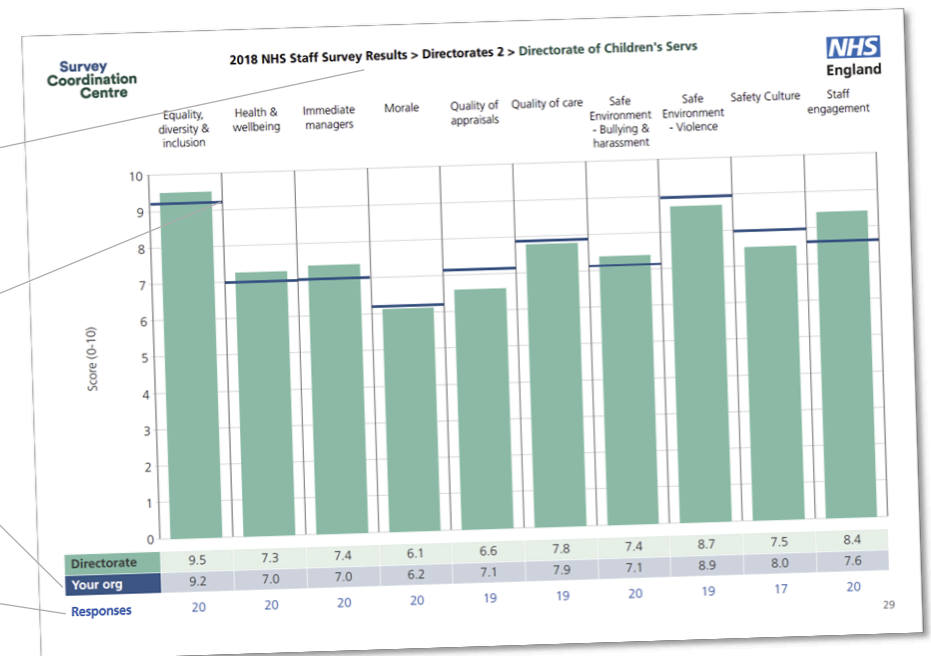
The directorate breakdowns used in this report were provided and defined by NHS Enfield CCG. Details of how the theme scores were calculated are included in the Technical Document, available to download from our [results website](#).

## Key features

Breakdown type and **directorate name** are specified in the header. Black text in the header is hyperlinked: clicking on '2018 NHS Staff Survey Results' navigates back to the contents page.

Directorate results are presented in the context of the (unweighted) **organisation average ('Your org')**, so it is easy to tell if a directorate is performing better or worse than the organisation average. For all themes, a higher score is a better result than a lower score.

The **number of responses** feeding into each theme score **for the given directorate** is specified below the table containing the directorate and trust scores.

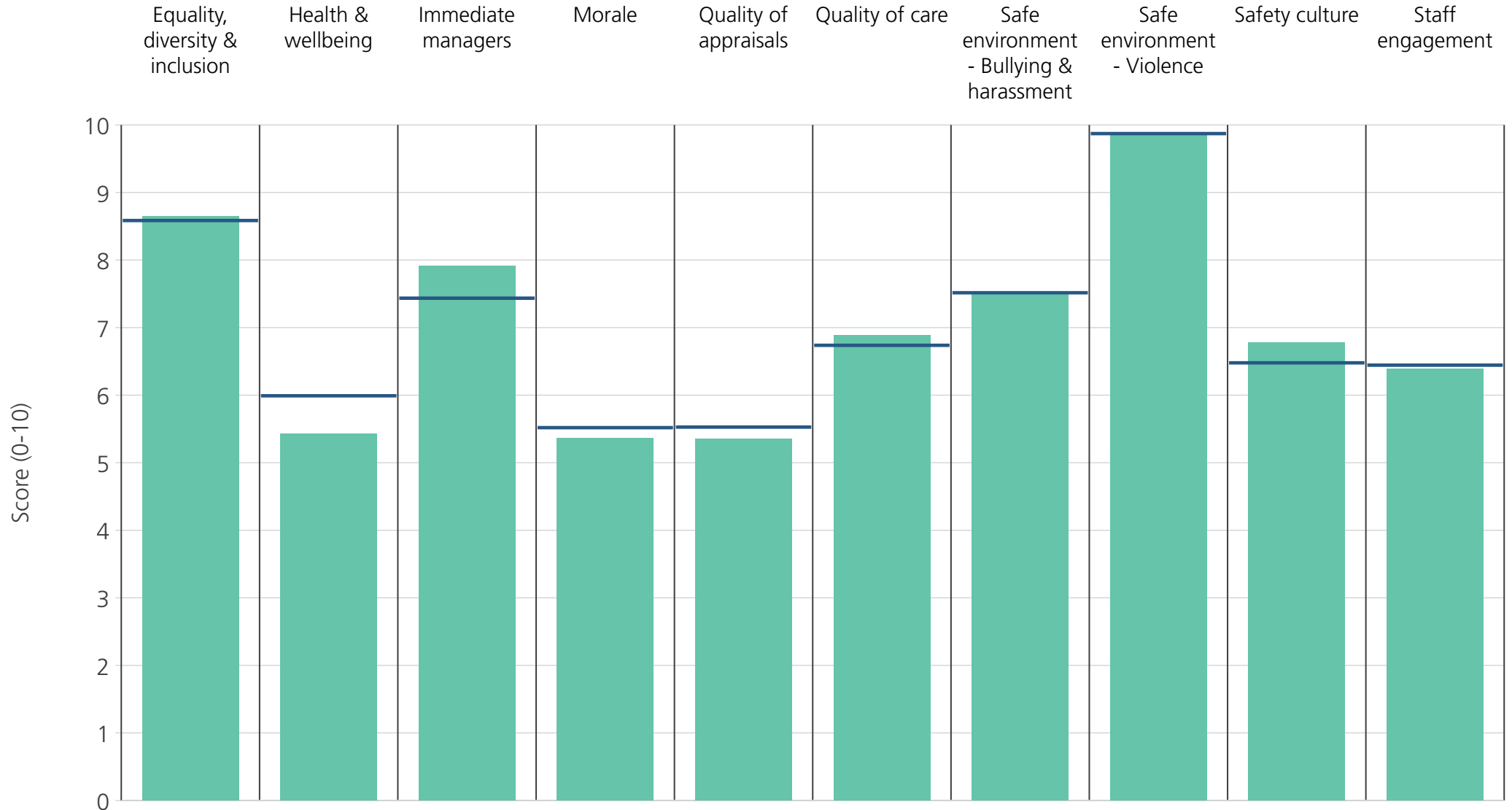


**! Note:** when there are less than 11 responses in a group, results are suppressed to protect staff confidentiality

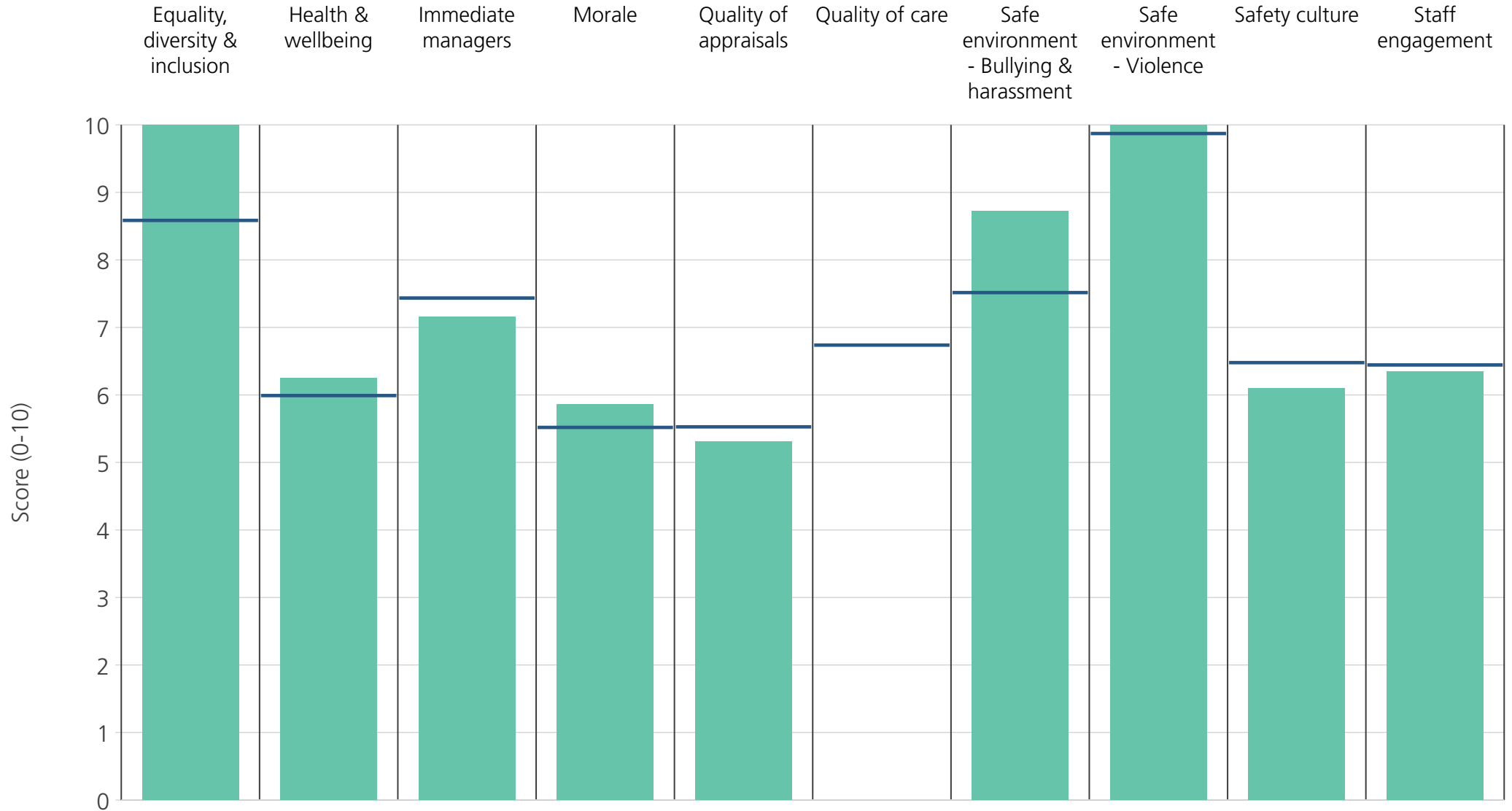
# Directorates 1

NHS Enfield CCG

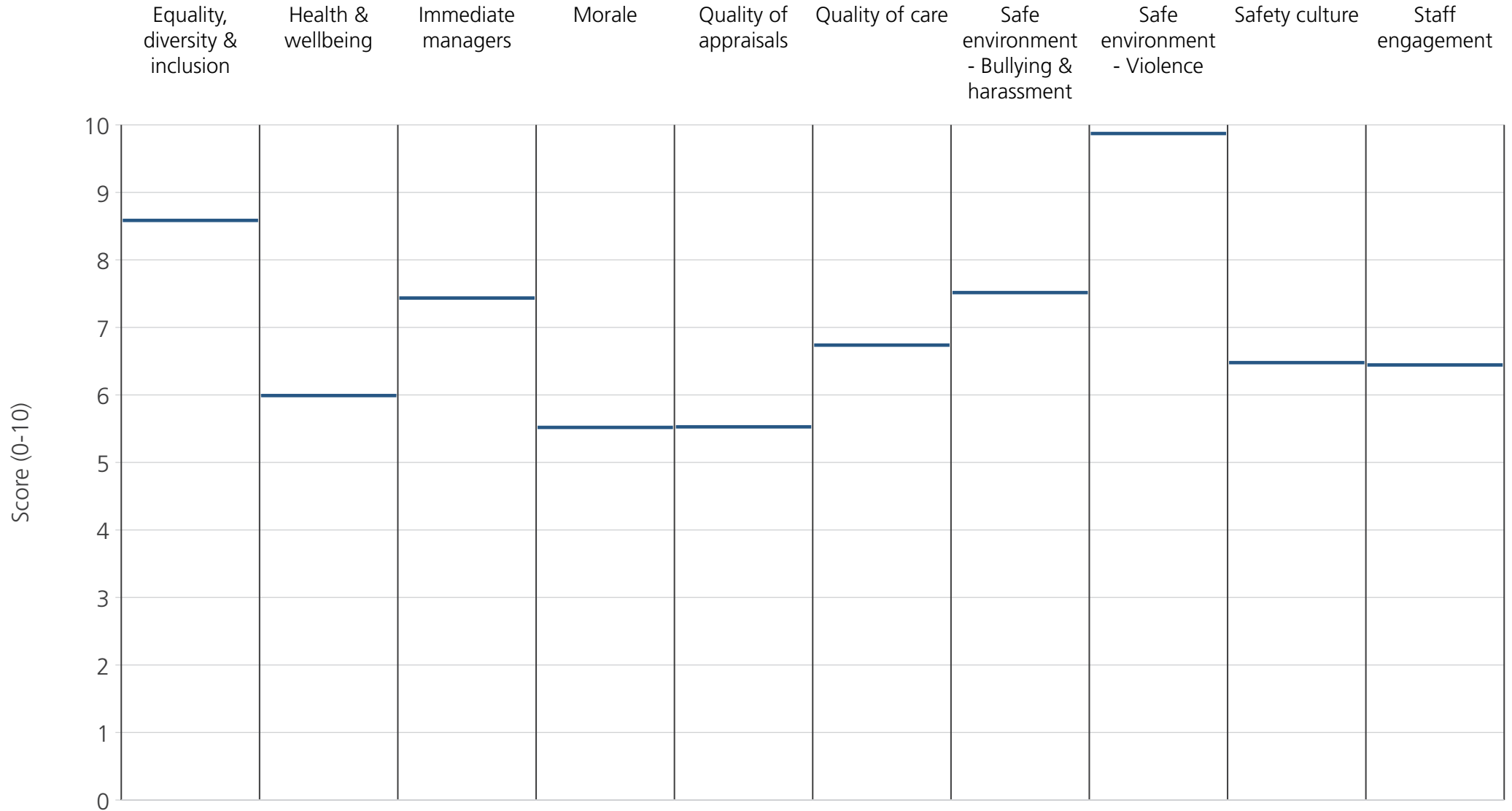
2018 NHS Staff Survey Results



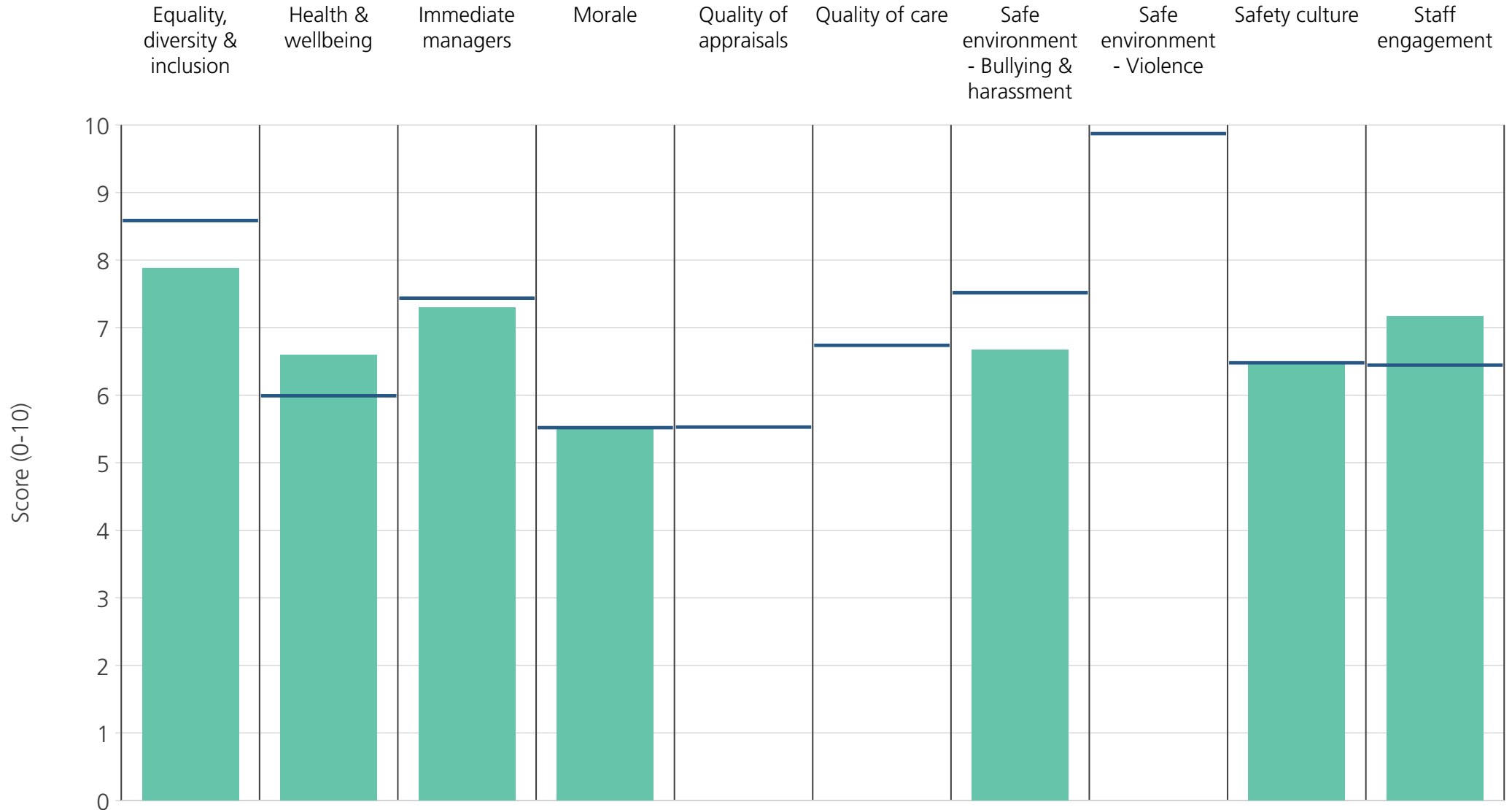
<b>Directorate</b>	8.7	5.4	7.9	5.4	5.4	6.9	7.5	9.8	6.8	6.4
<b>Your org</b>	8.6	6.0	7.4	5.5	5.5	6.7	7.5	9.9	6.5	6.4
<b>Responses</b>	21	21	21	20	21	21	20	21	21	25



<b>Directorate</b>	10.0	6.3	7.2	5.9	5.3	6.7	8.7	10.0	6.1	6.3
<b>Your org</b>	8.6	6.0	7.4	5.5	5.5	6.7	7.5	9.9	6.5	6.4
<b>Responses</b>	12	12	13	13	12	8	13	13	13	13



<b>Directorate</b>										
<b>Your org</b>	8.6	6.0	7.4	5.5	5.5	6.7	7.5	9.9	6.5	6.4
<b>Responses</b>	9	9	9	9	8	6	9	8	9	9



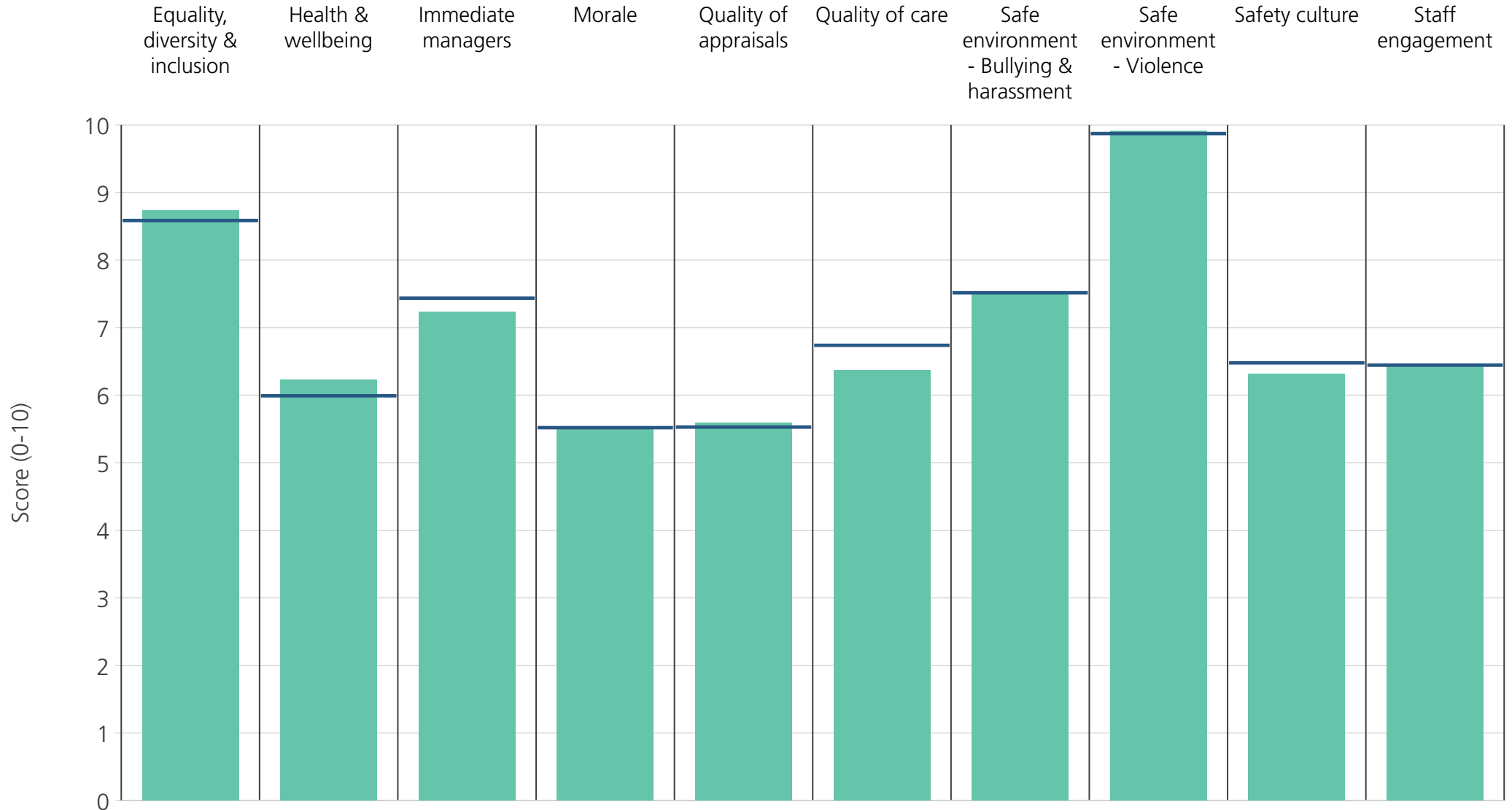
<b>Directorate</b>	7.9	6.6	7.3	5.5			6.7		6.5	7.2
<b>Your org</b>	8.6	6.0	7.4	5.5	5.5	6.7	7.5	9.9	6.5	6.4
<b>Responses</b>	11	11	11	11	8	6	11	10	11	11



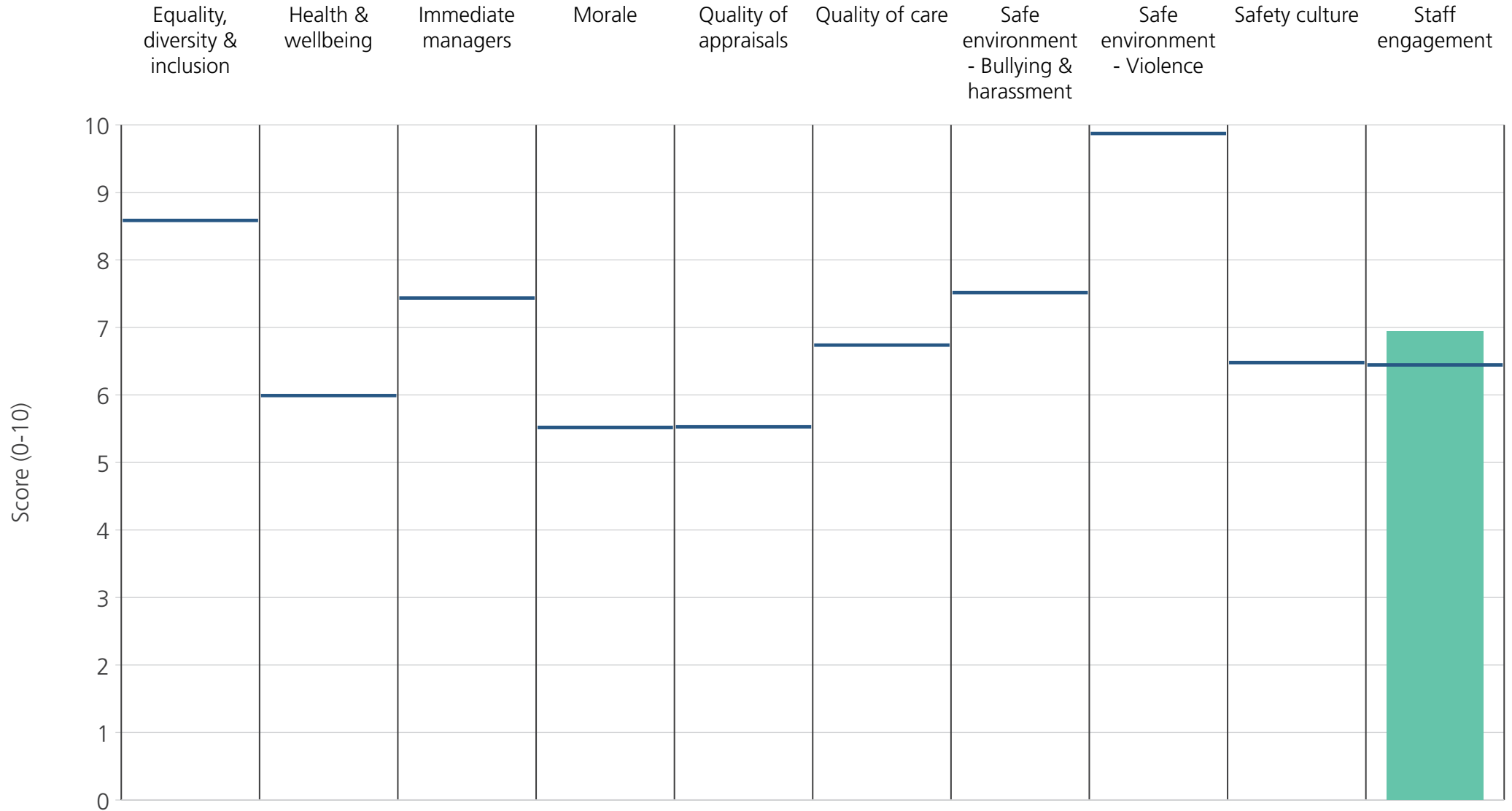
# Directorates 2

NHS Enfield CCG

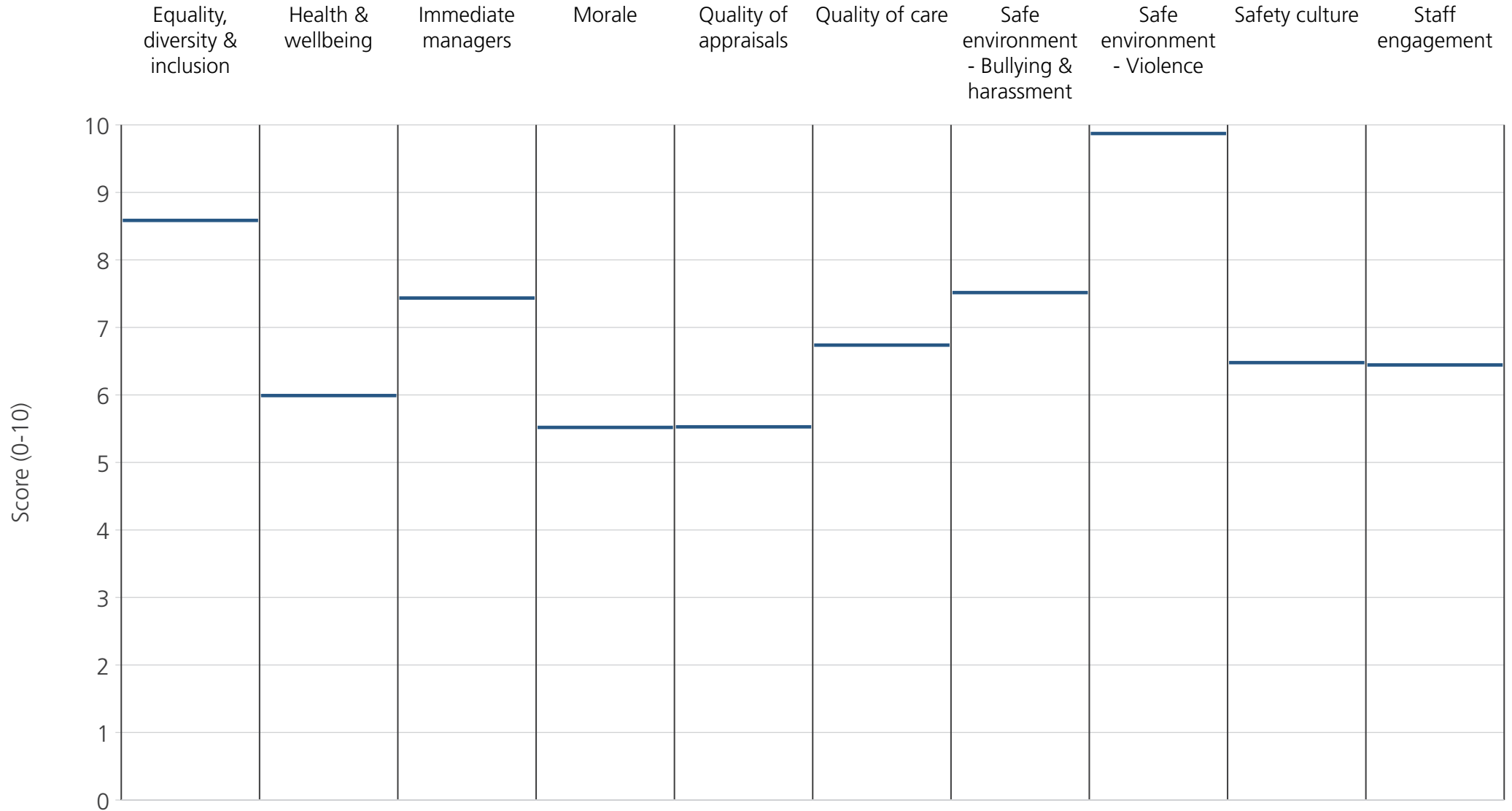
2018 NHS Staff Survey Results



<b>Directorate</b>	8.7	6.2	7.2	5.5	5.6	6.4	7.5	9.9	6.3	6.4
<b>Your org</b>	8.6	6.0	7.4	5.5	5.5	6.7	7.5	9.9	6.5	6.4
<b>Responses</b>	37	37	38	38	33	22	38	36	38	38



Directorate										6.9
Your org	8.6	6.0	7.4	5.5	5.5	6.7	7.5	9.9	6.5	6.4
Responses	8	8	8	8	8	10	7	8	8	11



Directorate	8.6	6.0	7.4	5.5	5.5	6.7	7.5	9.9	6.5	6.4
Your org	8	8	8	7	8	9	8	8	8	9
Responses										