

# Manchester University NHS Foundation Trust

2018 NHS Staff Survey

**Directorate Report**

**Contents**

Introduction . . . . .	3	349 L3 Specialist Medical Services Division . . . . .	26
Themes – Directorates 1 . . . . .	4	349 L3 Surgical Division . . . . .	27
349 L3 Charitable Funds . . . . .	5	349 L3 Trafford Hospitals . . . . .	28
349 L3 Childrens Services . . . . .	6	349 L3 Wythenshawe Hospital . . . . .	29
349 L3 Clinical & Scientific Services . . . . .	7	Other . . . . .	30
349 L3 Corporate Services . . . . .	8		
349 L3 Dental Hospital . . . . .	9		
349 L3 Manchester Local Care Organisation . . . . .	10		
349 L3 Research & Innovation . . . . .	11		
349 L3 Royal Eye Hospital . . . . .	12		
349 L3 Saint Marys Hospital . . . . .	13		
Manchester Royal Infirmary . . . . .	14		
WTWA . . . . .	15		
Themes – Directorates 2 . . . . .	16		
349 L3 Childrens Services . . . . .	17		
349 L3 Clinical & Scientific Services . . . . .	18		
349 L3 Corporate Services . . . . .	19		
349 L3 Dental Hospital . . . . .	20		
349 L3 Manchester Local Care Organisation . . . . .	21		
349 L3 Medicine . . . . .	22		
349 L3 Research & Innovation . . . . .	23		
349 L3 Royal Eye Hospital . . . . .	24		
349 L3 Saint Marys Hospital . . . . .	25		

This directorate report for Manchester University NHS Foundation Trust contains results by directorate for themes from the 2018 NHS Staff Survey. These results are compared to the unweighted average for your organisation.

**Please note:** It is possible that there are differences between the 'Your org' scores reported in this directorate report and those in the benchmark report. This is because the results in the benchmark report are weighted to allow for fair comparisons between organisations of a similar type. However, in this report comparisons are made within your organisation so the unweighted organisation result is a more appropriate point of comparison.

The directorate breakdowns used in this report were provided and defined by Manchester University NHS Foundation Trust. Details of how the theme scores were calculated are included in the Technical Document, available to download from our [results website](#).

## Key features

Breakdown type and **directorate name** are specified in the header. Black text in the header is hyperlinked: clicking on '2018 NHS Staff Survey Results' navigates back to the contents page.

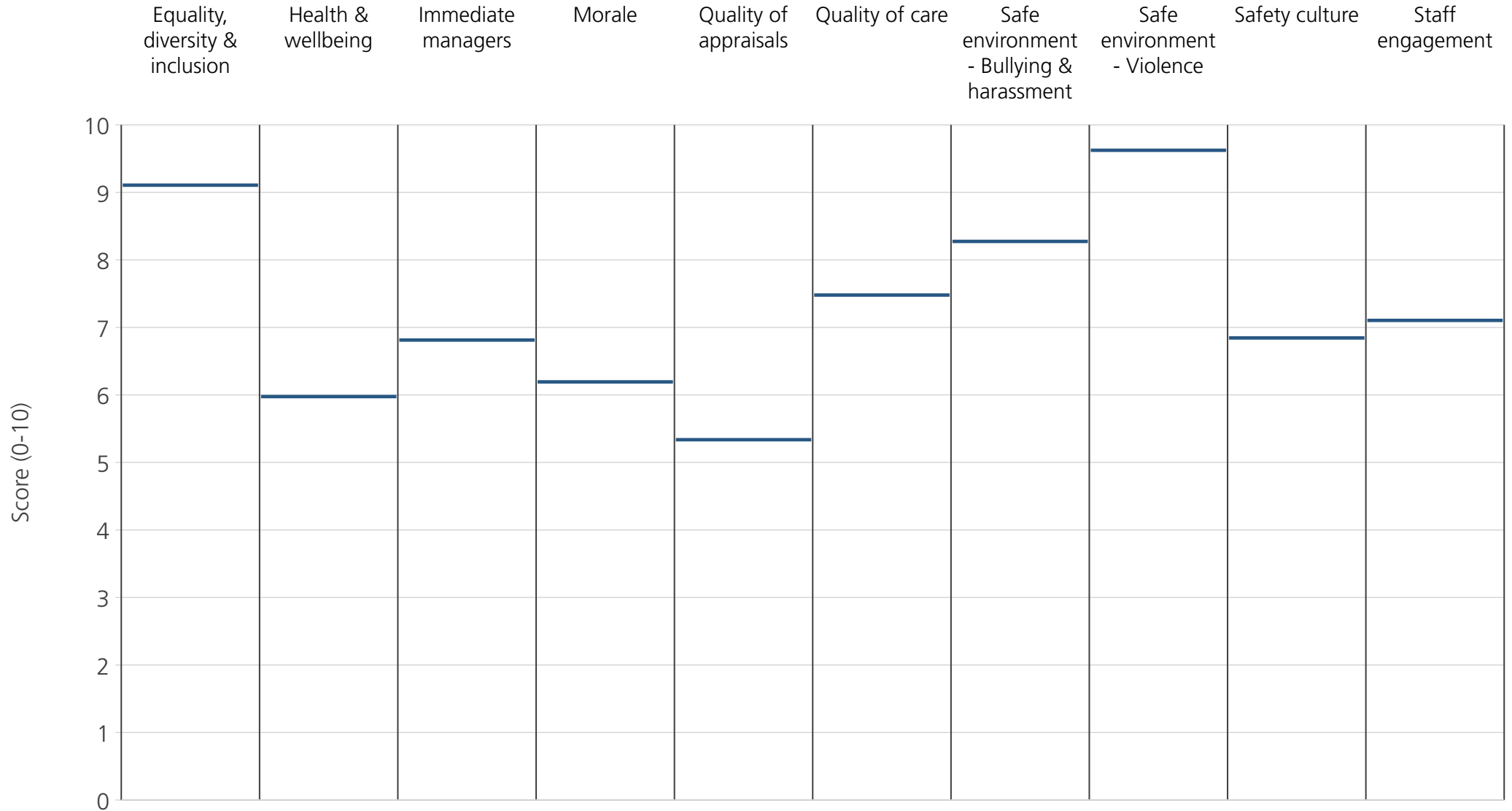
Directorate results are presented in the context of the (unweighted) **organisation average ('Your org')**, so it is easy to tell if a directorate is performing better or worse than the organisation average. For all themes, a higher score is a better result than a lower score.

The **number of responses** feeding into each theme score **for the given directorate** is specified below the table containing the directorate and trust scores.

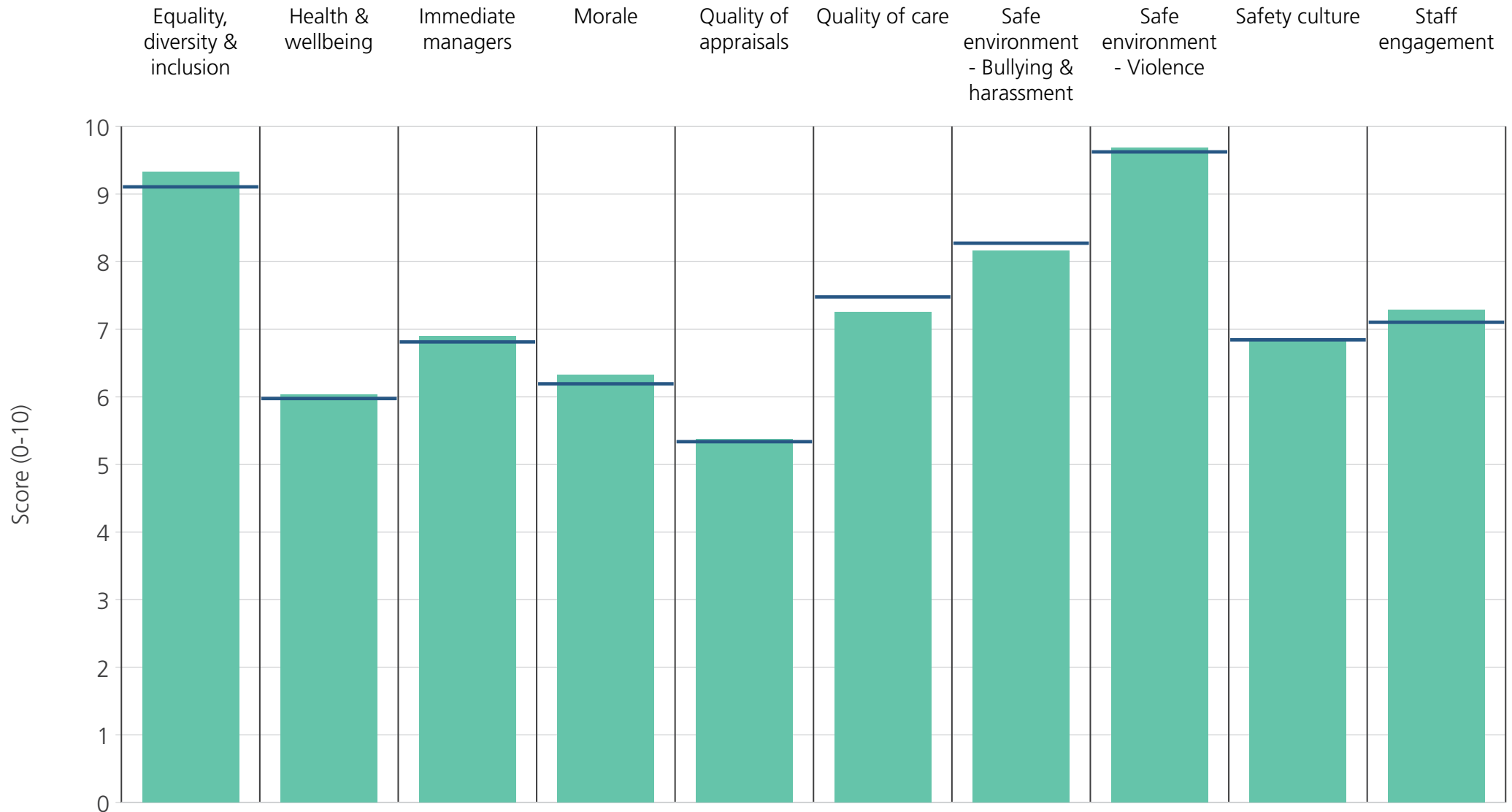


**! Note:** when there are less than 11 responses in a group, results are suppressed to protect staff confidentiality

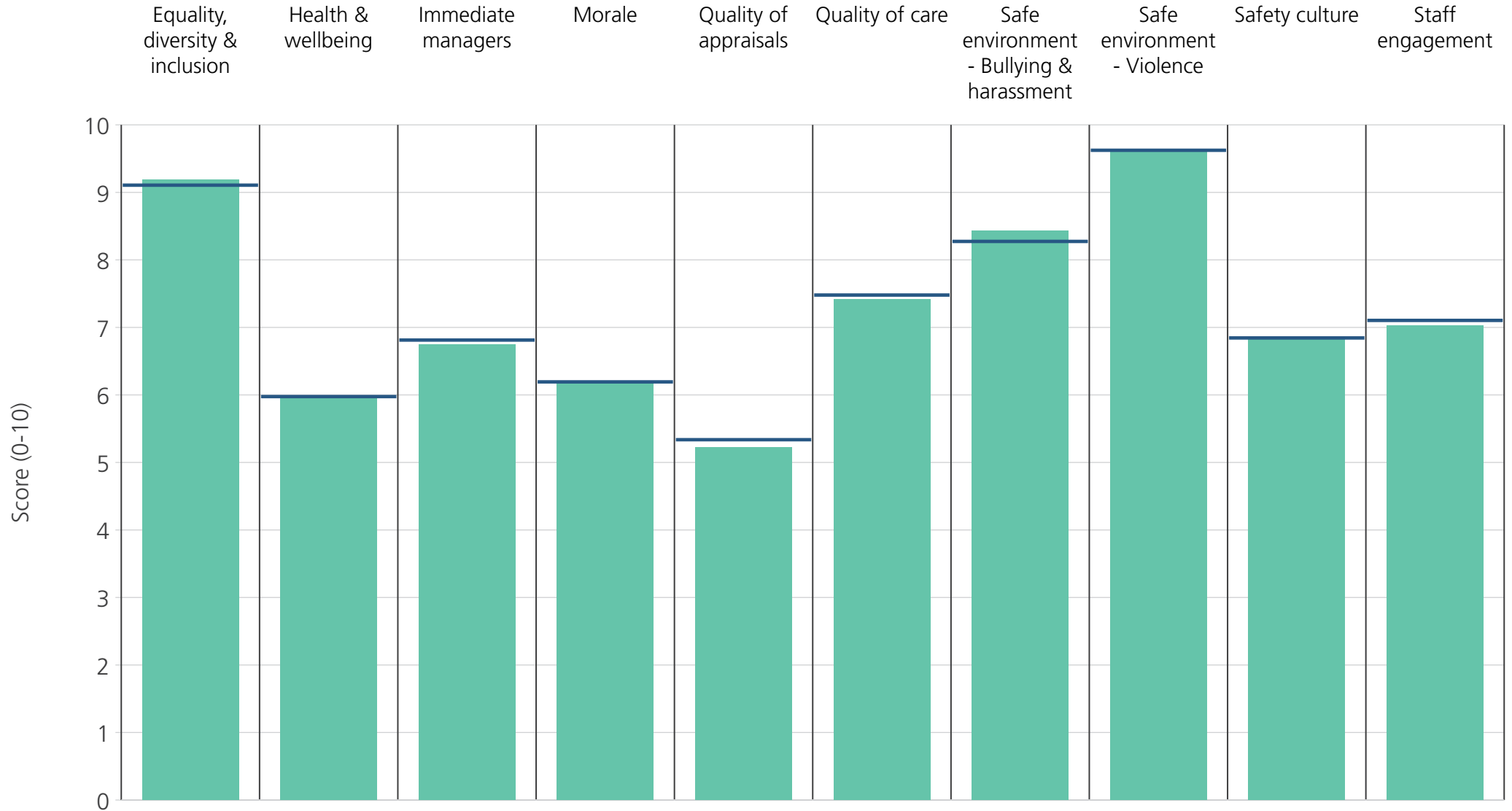
# Directorates 1



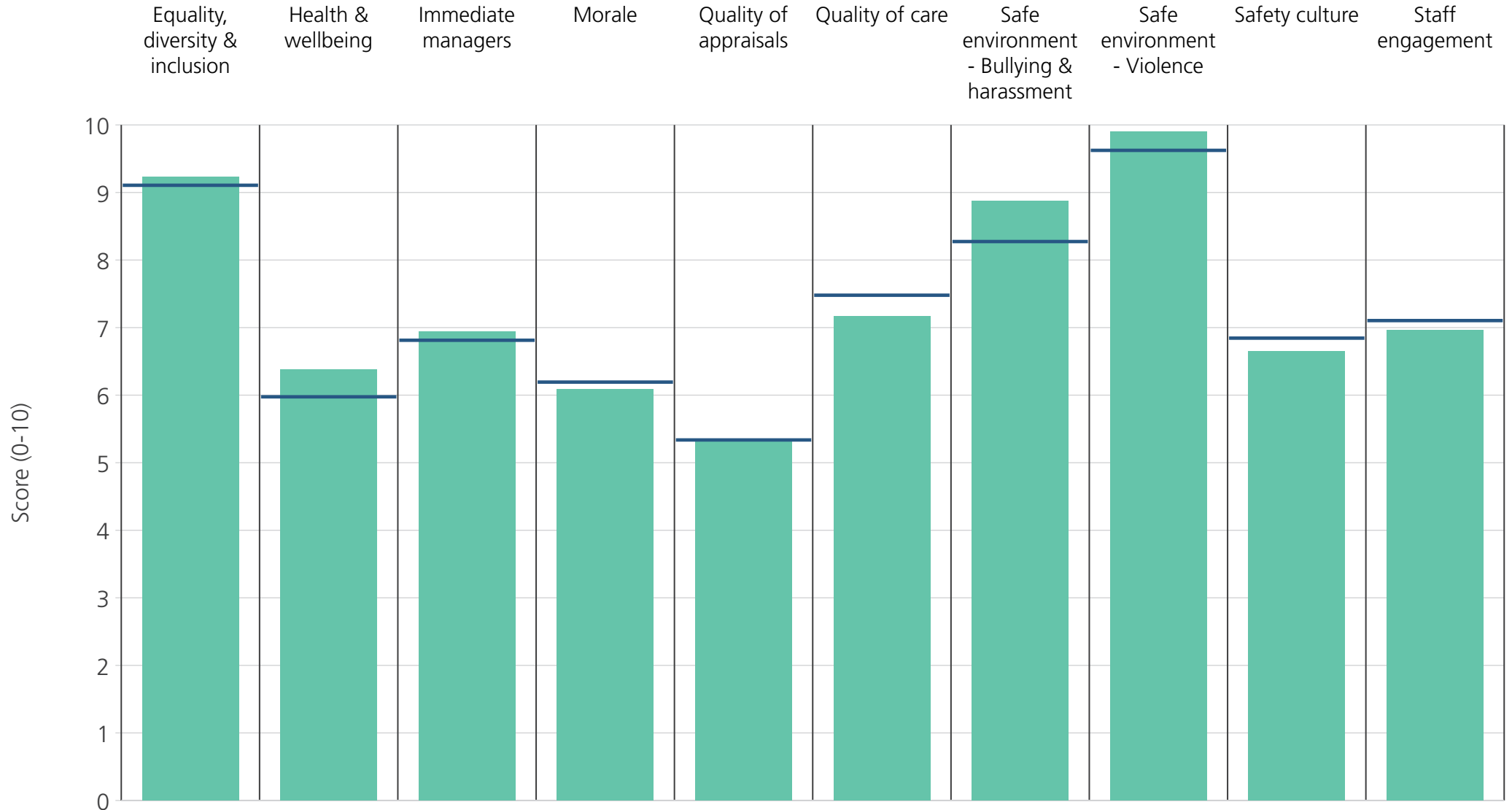
<b>Directorate</b>										
<b>Your org</b>	9.1	6.0	6.8	6.2	5.3	7.5	8.3	9.6	6.8	7.1
<b>Responses</b>	7	7	7	7	5	4	7	7	7	7



<b>Directorate</b>	9.3	6.0	6.9	6.3	5.4	7.3	8.2	9.7	6.9	7.3
<b>Your org</b>	9.1	6.0	6.8	6.2	5.3	7.5	8.3	9.6	6.8	7.1
<b>Responses</b>	583	588	589	576	519	551	583	585	585	592

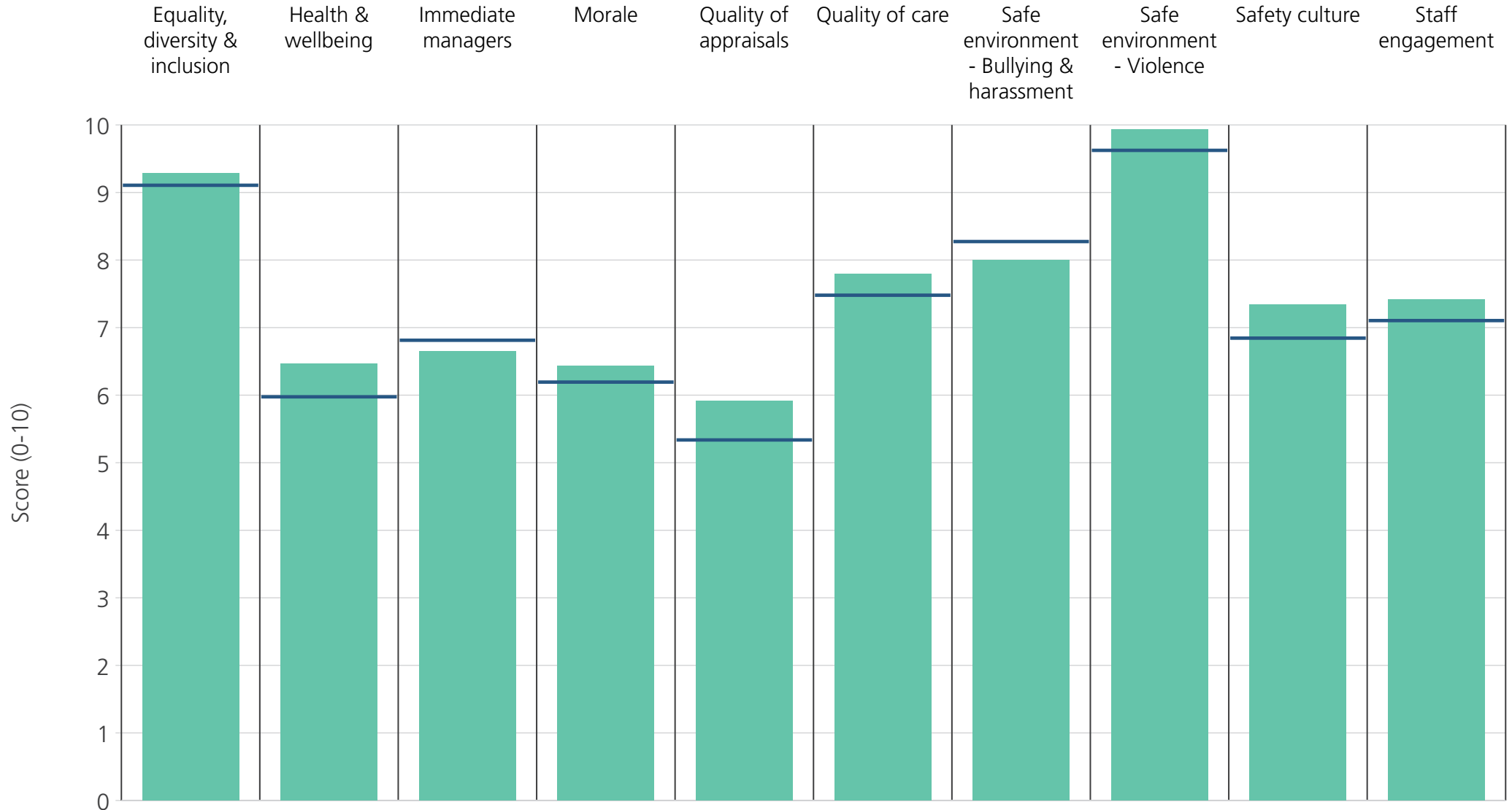


<b>Directorate</b>	9.2	5.9	6.7	6.2	5.2	7.4	8.4	9.6	6.9	7.0
<b>Your org</b>	9.1	6.0	6.8	6.2	5.3	7.5	8.3	9.6	6.8	7.1
<b>Responses</b>	1243	1249	1262	1234	1108	1196	1244	1243	1248	1285

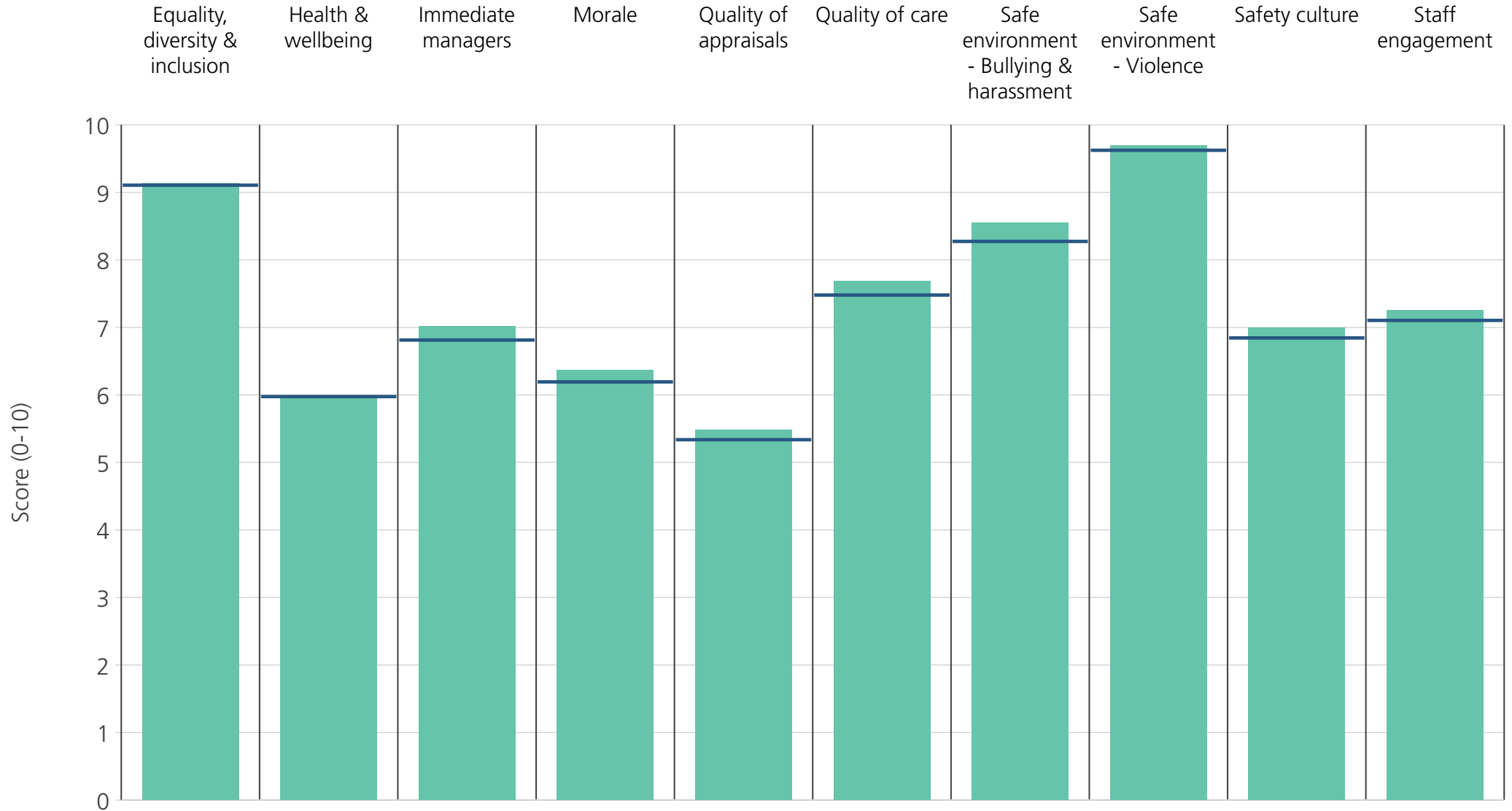


<b>Directorate</b>	9.2	6.4	6.9	6.1	5.3	7.2	8.9	9.9	6.6	7.0
<b>Your org</b>	9.1	6.0	6.8	6.2	5.3	7.5	8.3	9.6	6.8	7.1
<b>Responses</b>	783	788	792	789	634	395	780	776	779	799

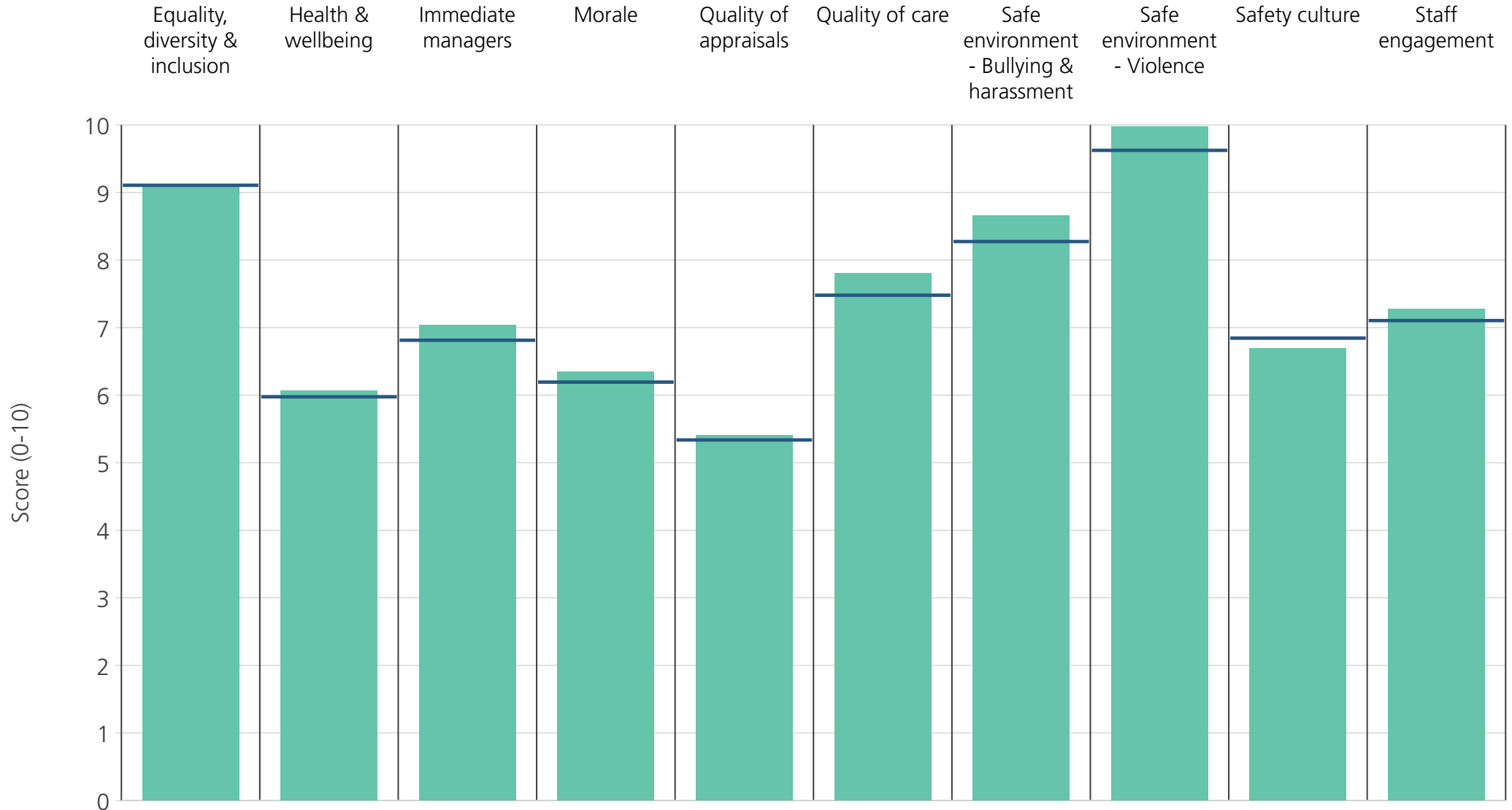




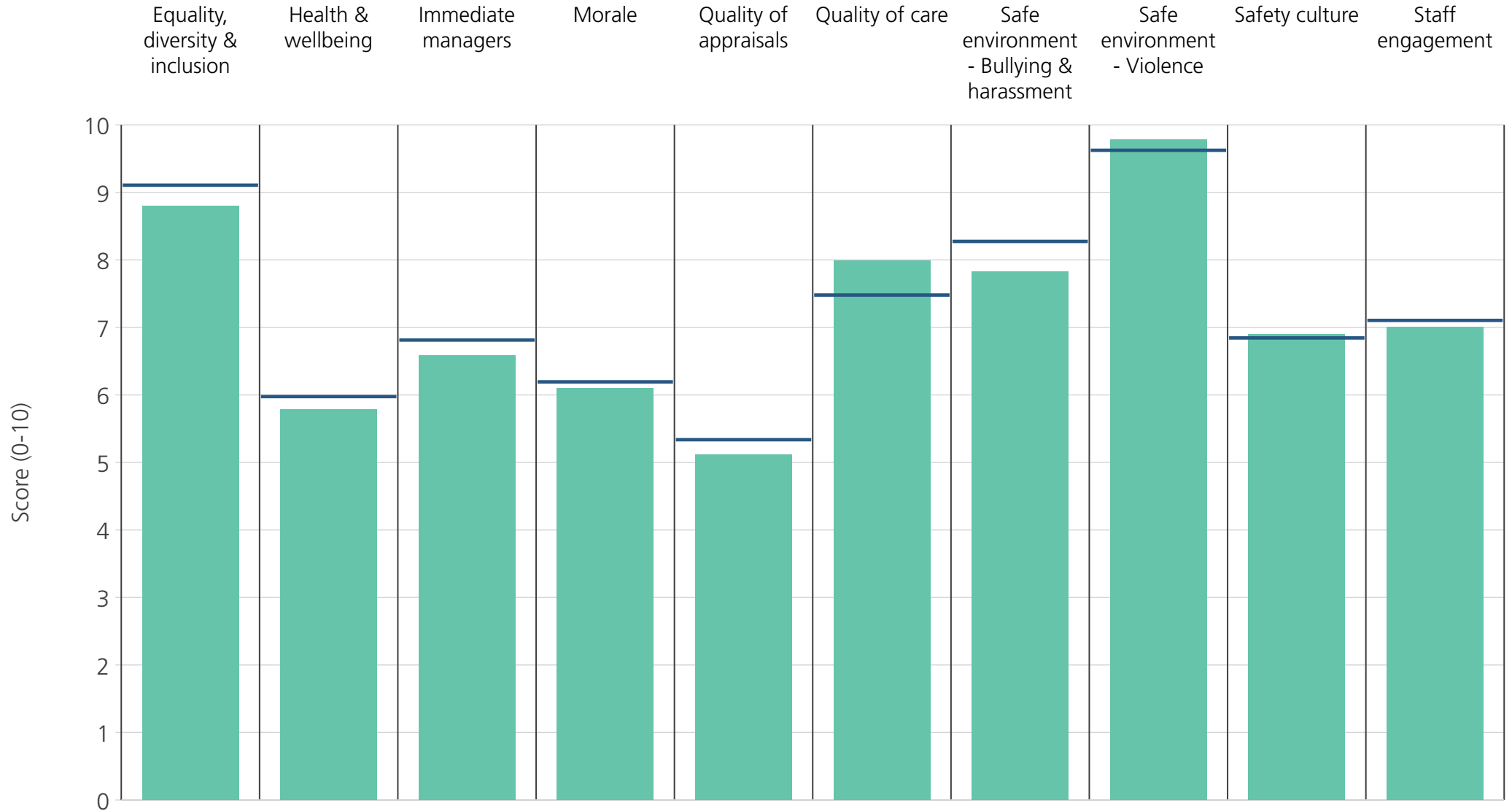
<b>Directorate</b>	9.3	6.5	6.6	6.4	5.9	7.8	8.0	9.9	7.3	7.4
<b>Your org</b>	9.1	6.0	6.8	6.2	5.3	7.5	8.3	9.6	6.8	7.1
<b>Responses</b>	95	97	97	92	81	86	95	96	95	98



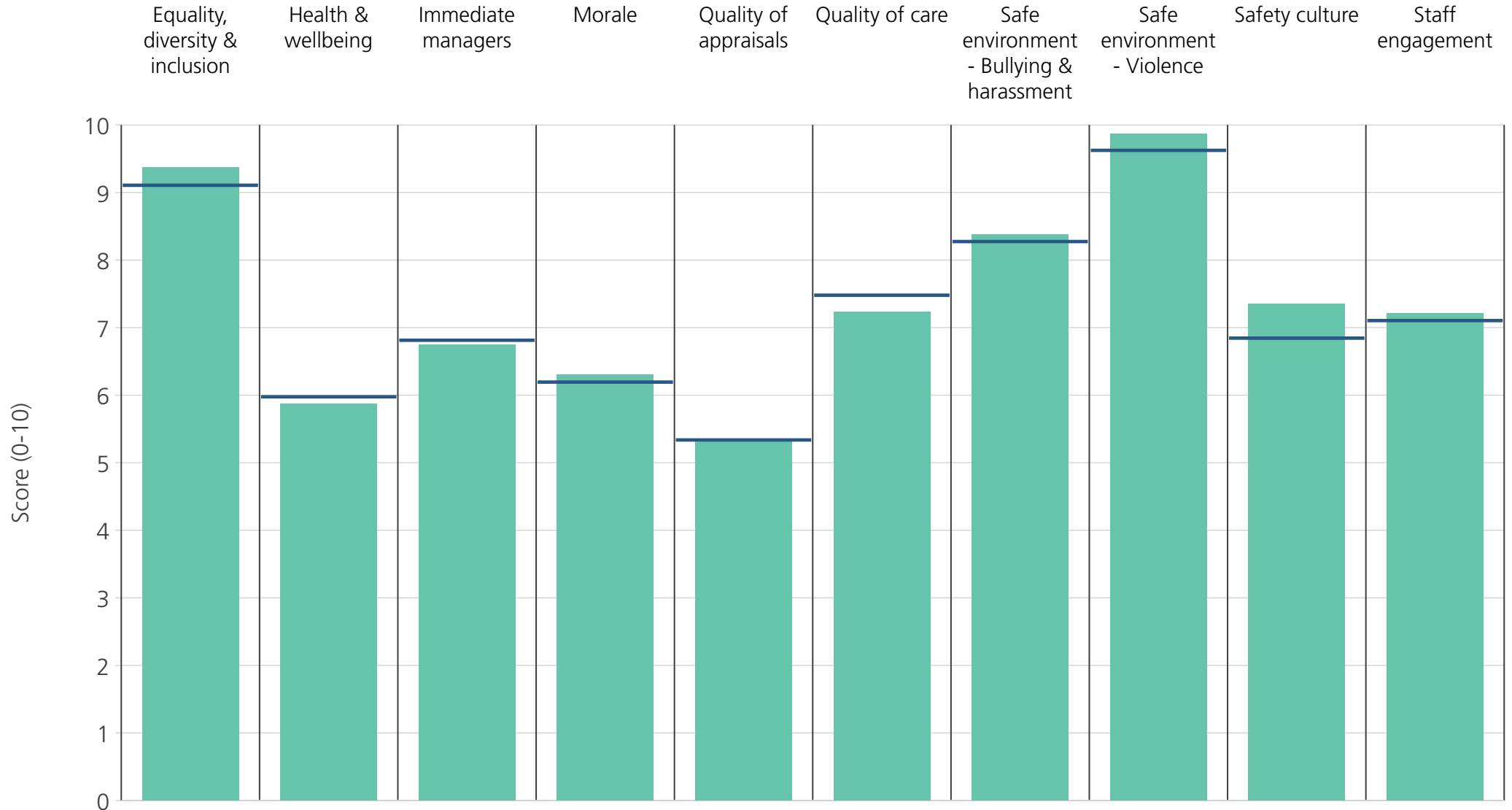
<b>Directorate</b>	9.1	6.0	7.0	6.4	5.5	7.7	8.5	9.7	7.0	7.3
<b>Your org</b>	9.1	6.0	6.8	6.2	5.3	7.5	8.3	9.6	6.8	7.1
<b>Responses</b>	546	549	552	543	494	490	543	542	545	558



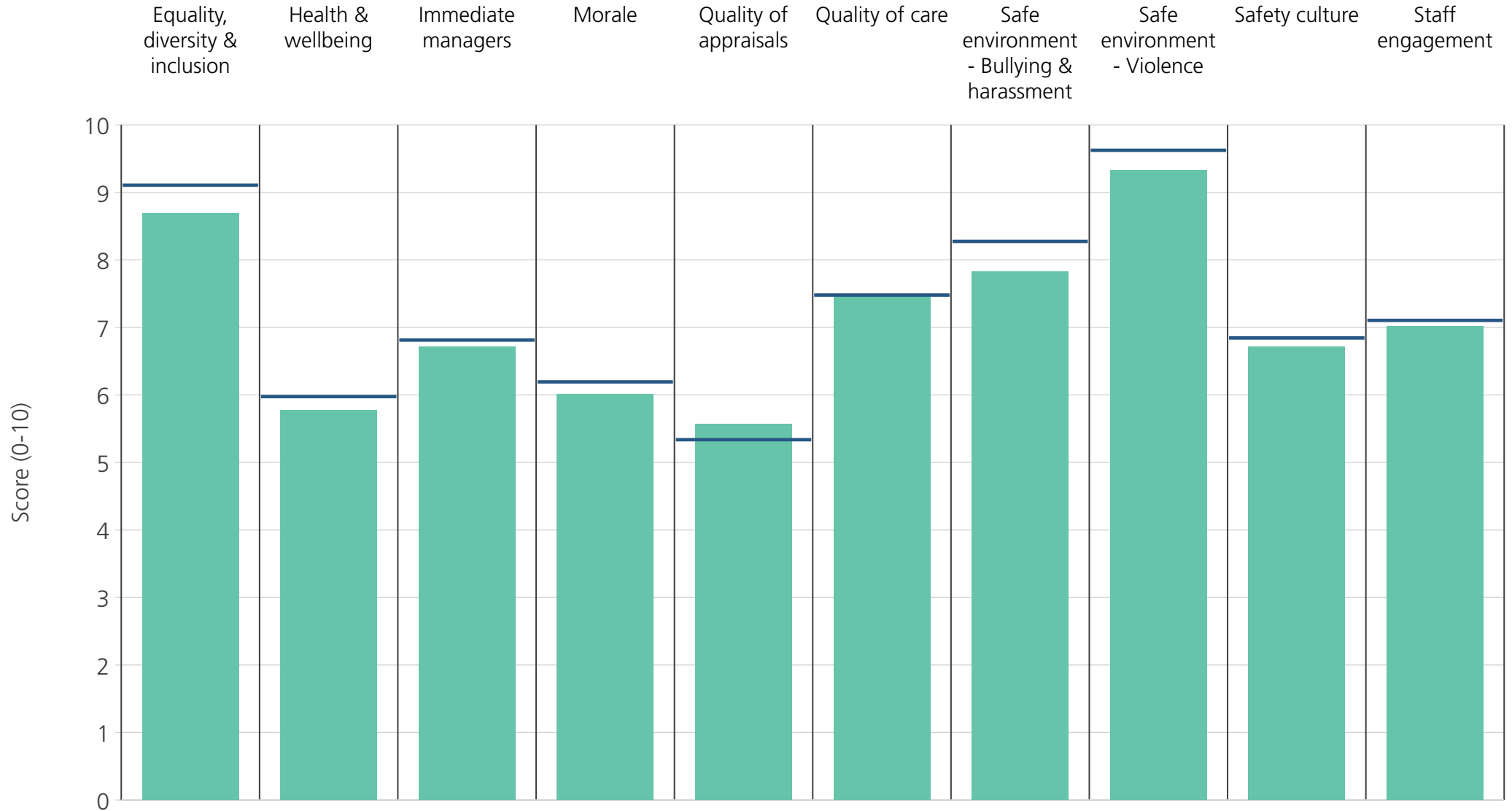
Directorate	9.1	6.1	7.0	6.3	5.4	7.8	8.7	10.0	6.7	7.3
Your org	9.1	6.0	6.8	6.2	5.3	7.5	8.3	9.6	6.8	7.1
Responses	171	173	173	173	164	109	173	171	174	174



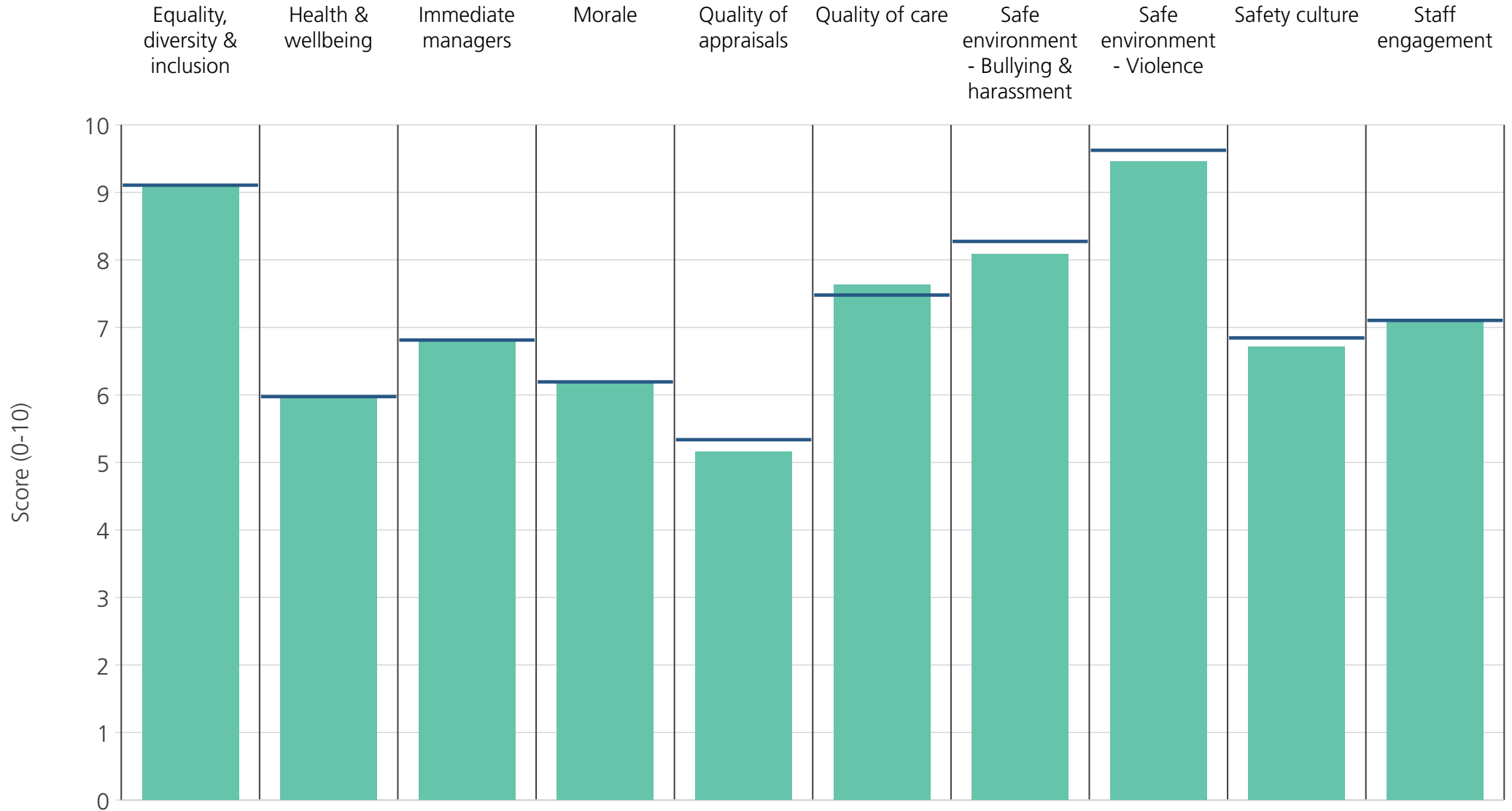
<b>Directorate</b>	8.8	5.8	6.6	6.1	5.1	8.0	7.8	9.8	6.9	7.0
<b>Your org</b>	9.1	6.0	6.8	6.2	5.3	7.5	8.3	9.6	6.8	7.1
<b>Responses</b>	218	219	218	216	190	208	214	220	218	222



Directorate	9.4	5.9	6.7	6.3	5.3	7.2	8.4	9.9	7.4	7.2
Your org	9.1	6.0	6.8	6.2	5.3	7.5	8.3	9.6	6.8	7.1
Responses	683	687	688	678	615	655	684	682	682	701



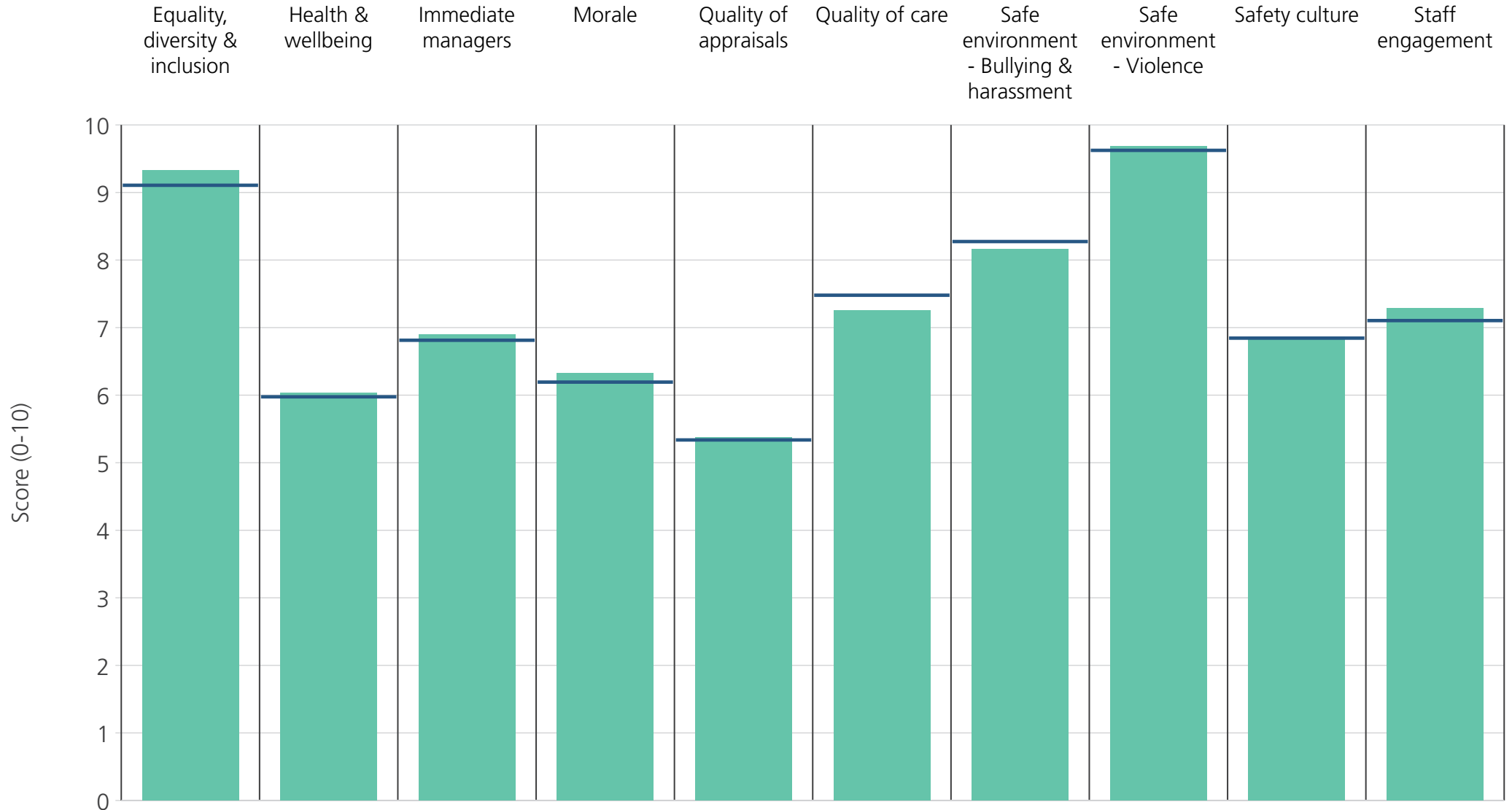
<b>Directorate</b>	8.7	5.8	6.7	6.0	5.6	7.5	7.8	9.3	6.7	7.0
<b>Your org</b>	9.1	6.0	6.8	6.2	5.3	7.5	8.3	9.6	6.8	7.1
<b>Responses</b>	1146	1161	1165	1137	1036	1119	1163	1154	1151	1193



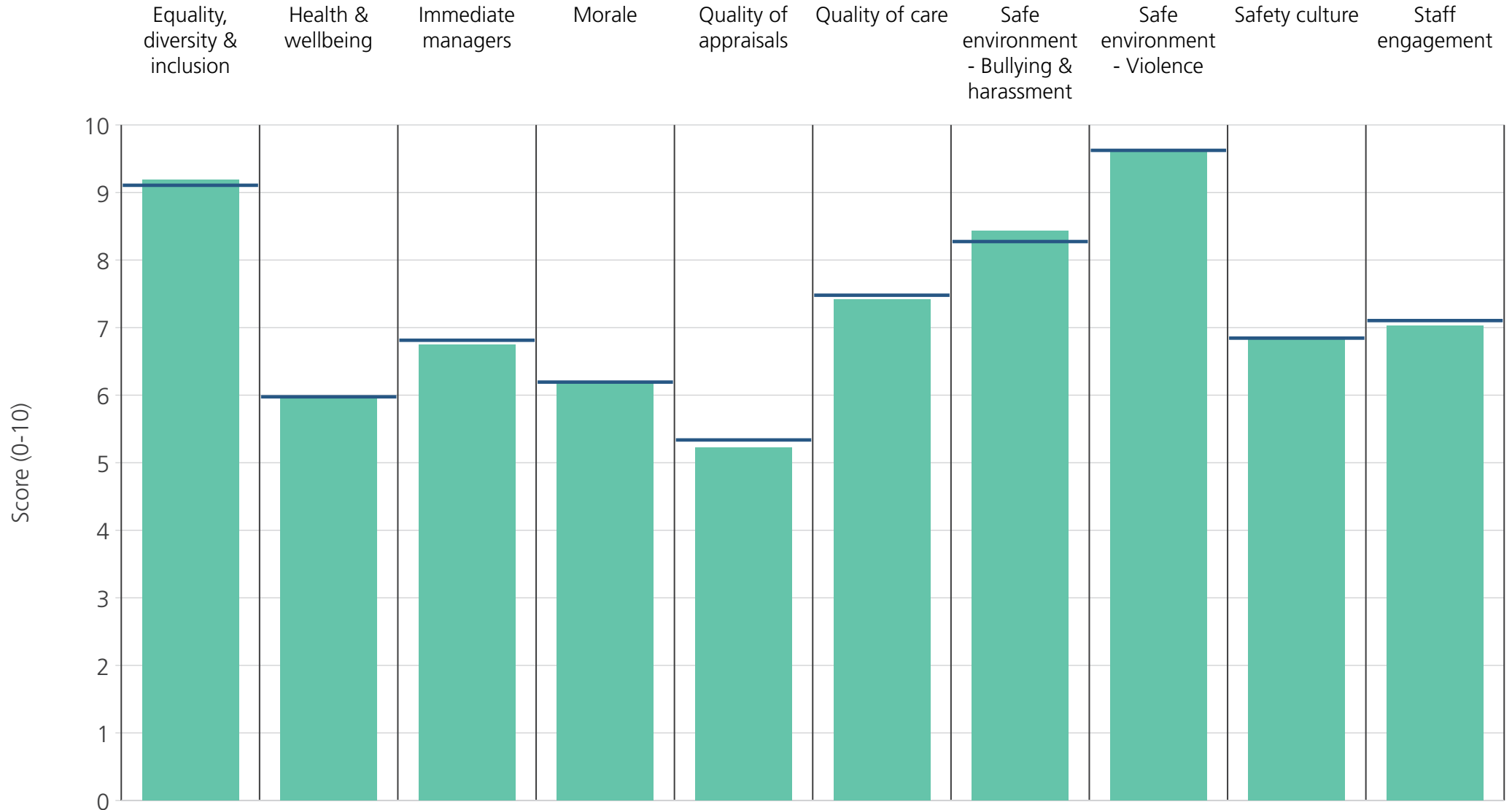
<b>Directorate</b>	9.1	6.0	6.8	6.2	5.2	7.6	8.1	9.5	6.7	7.1
<b>Your org</b>	9.1	6.0	6.8	6.2	5.3	7.5	8.3	9.6	6.8	7.1
<b>Responses</b>	1352	1365	1374	1345	1165	1276	1358	1353	1358	1387

# Directorates 2

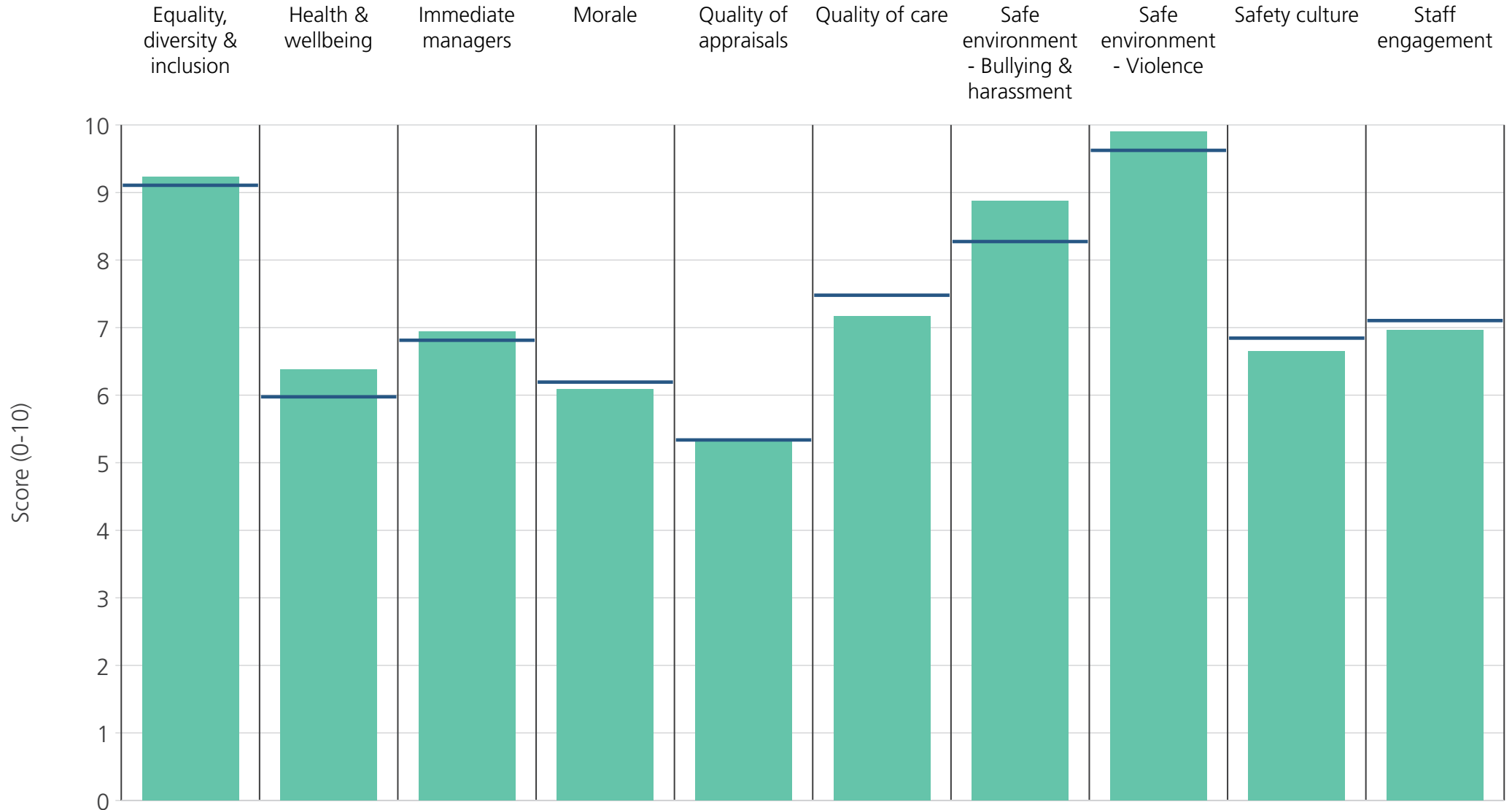




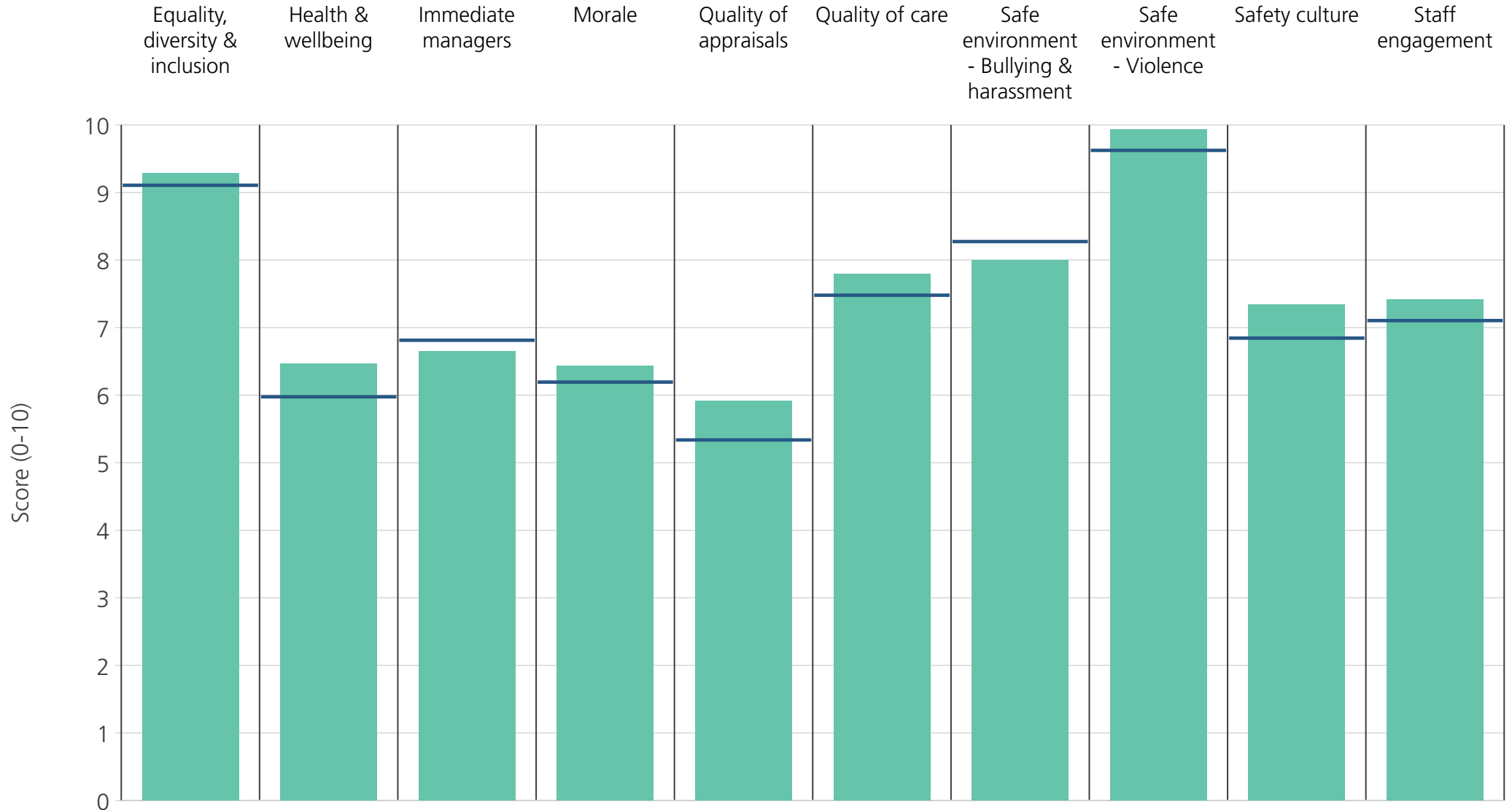
<b>Directorate</b>	9.3	6.0	6.9	6.3	5.4	7.3	8.2	9.7	6.9	7.3
<b>Your org</b>	9.1	6.0	6.8	6.2	5.3	7.5	8.3	9.6	6.8	7.1
<b>Responses</b>	583	588	589	576	519	551	583	585	585	592



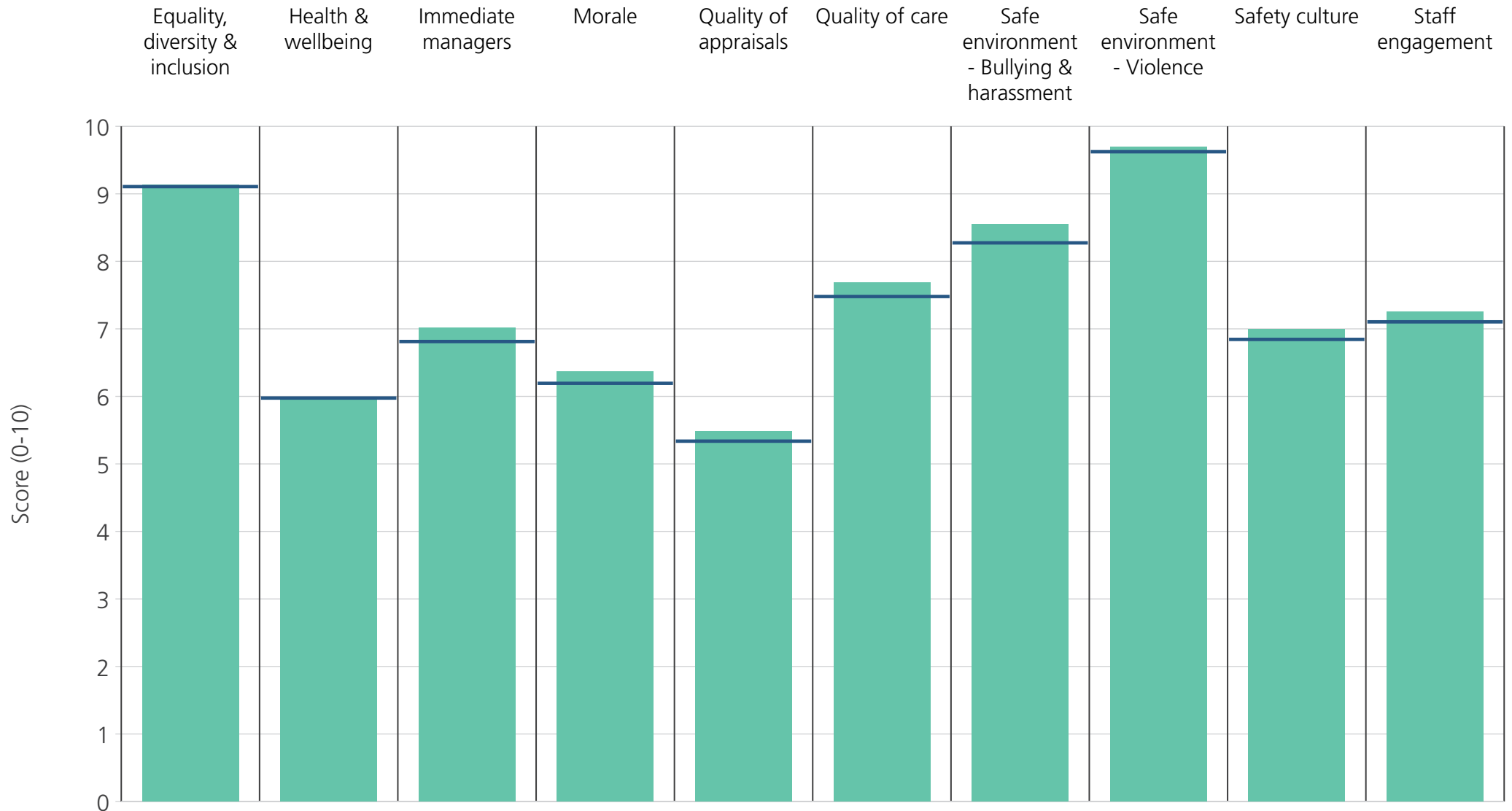
<b>Directorate</b>	9.2	5.9	6.7	6.2	5.2	7.4	8.4	9.6	6.9	7.0
<b>Your org</b>	9.1	6.0	6.8	6.2	5.3	7.5	8.3	9.6	6.8	7.1
<b>Responses</b>	1243	1249	1262	1234	1108	1196	1244	1243	1248	1285



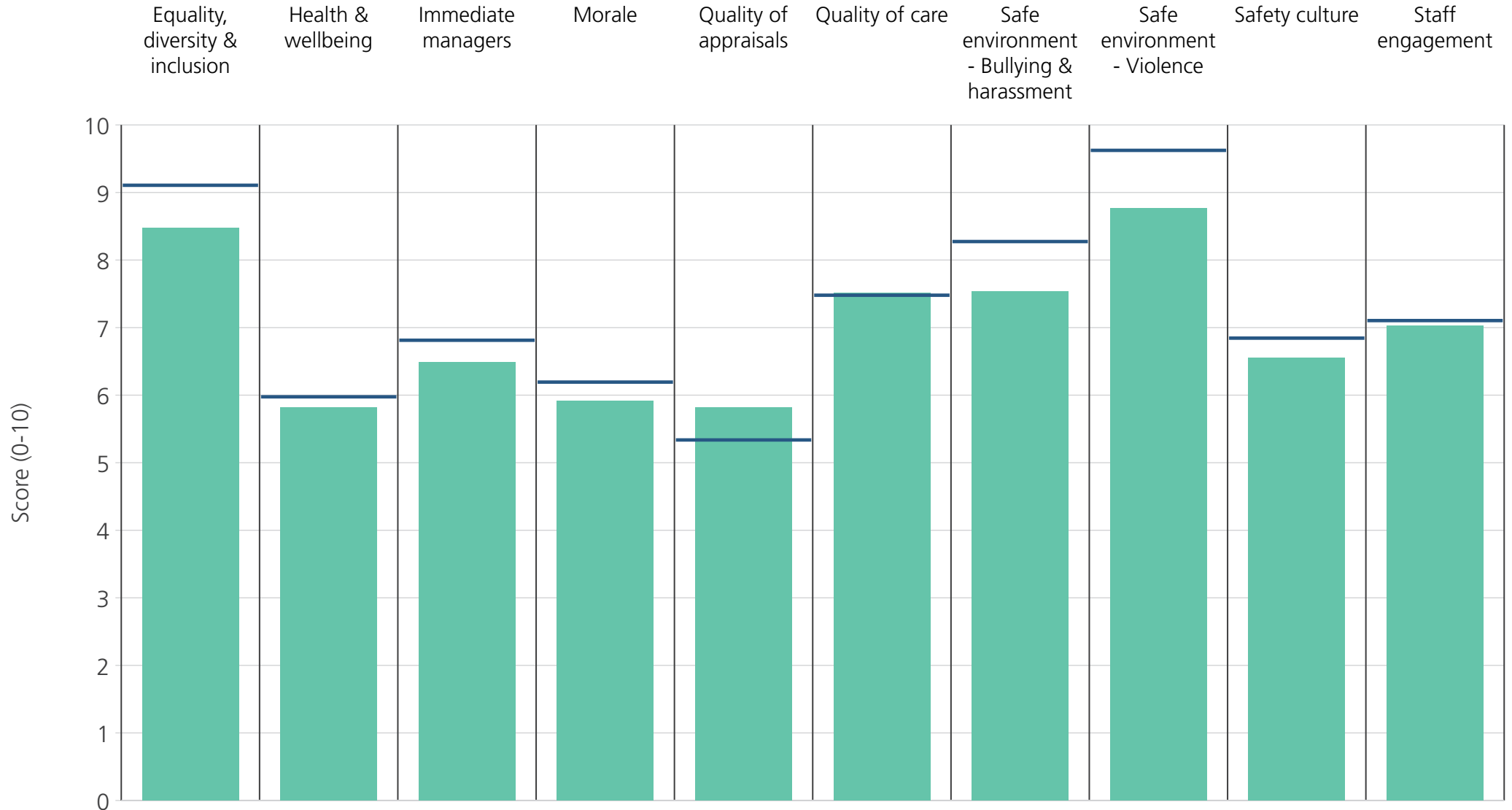
<b>Directorate</b>	9.2	6.4	6.9	6.1	5.3	7.2	8.9	9.9	6.6	7.0
<b>Your org</b>	9.1	6.0	6.8	6.2	5.3	7.5	8.3	9.6	6.8	7.1
<b>Responses</b>	783	788	792	789	634	395	780	776	779	799



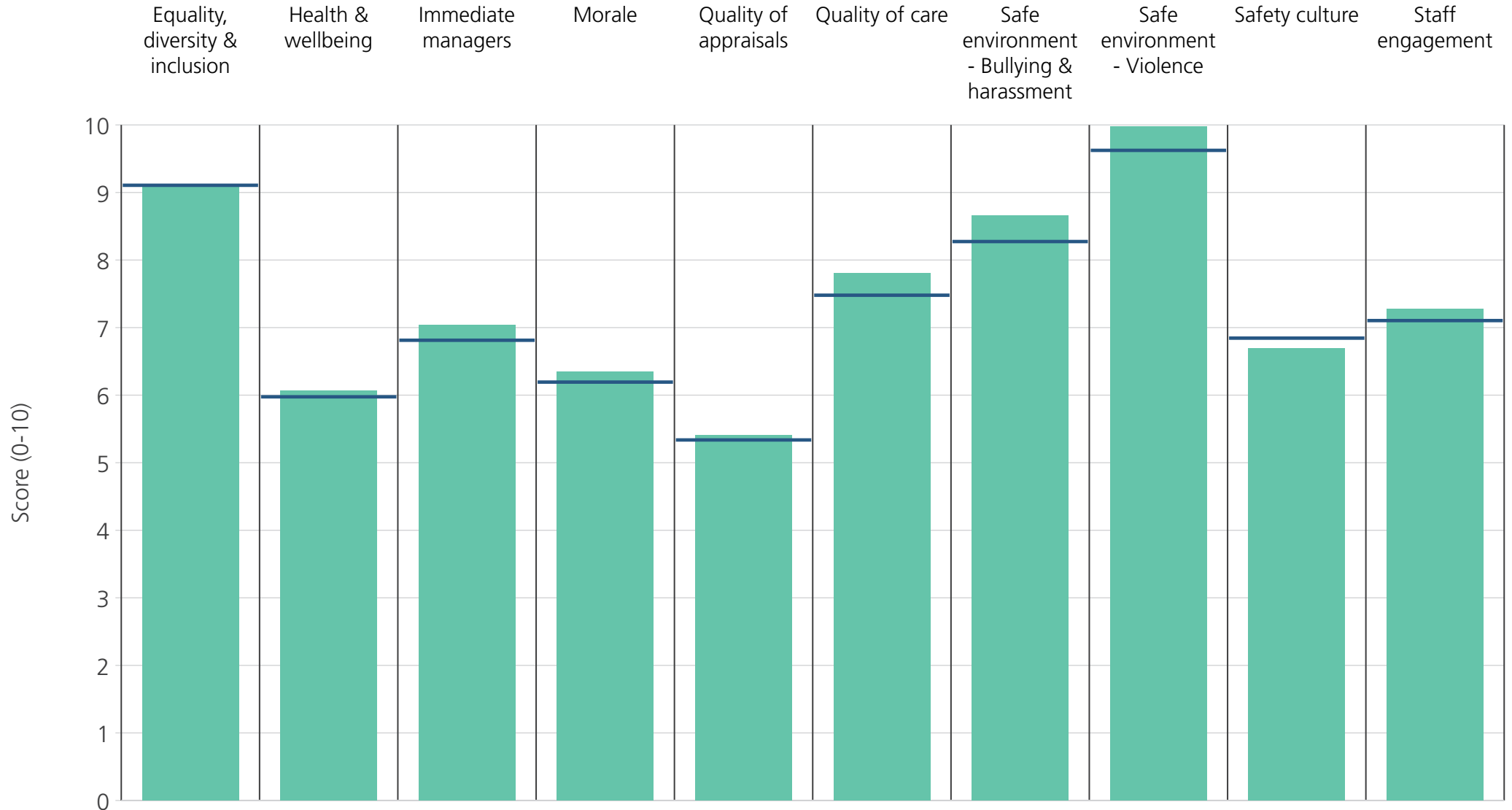
<b>Directorate</b>	9.3	6.5	6.6	6.4	5.9	7.8	8.0	9.9	7.3	7.4
<b>Your org</b>	9.1	6.0	6.8	6.2	5.3	7.5	8.3	9.6	6.8	7.1
<b>Responses</b>	95	97	97	92	81	86	95	96	95	98



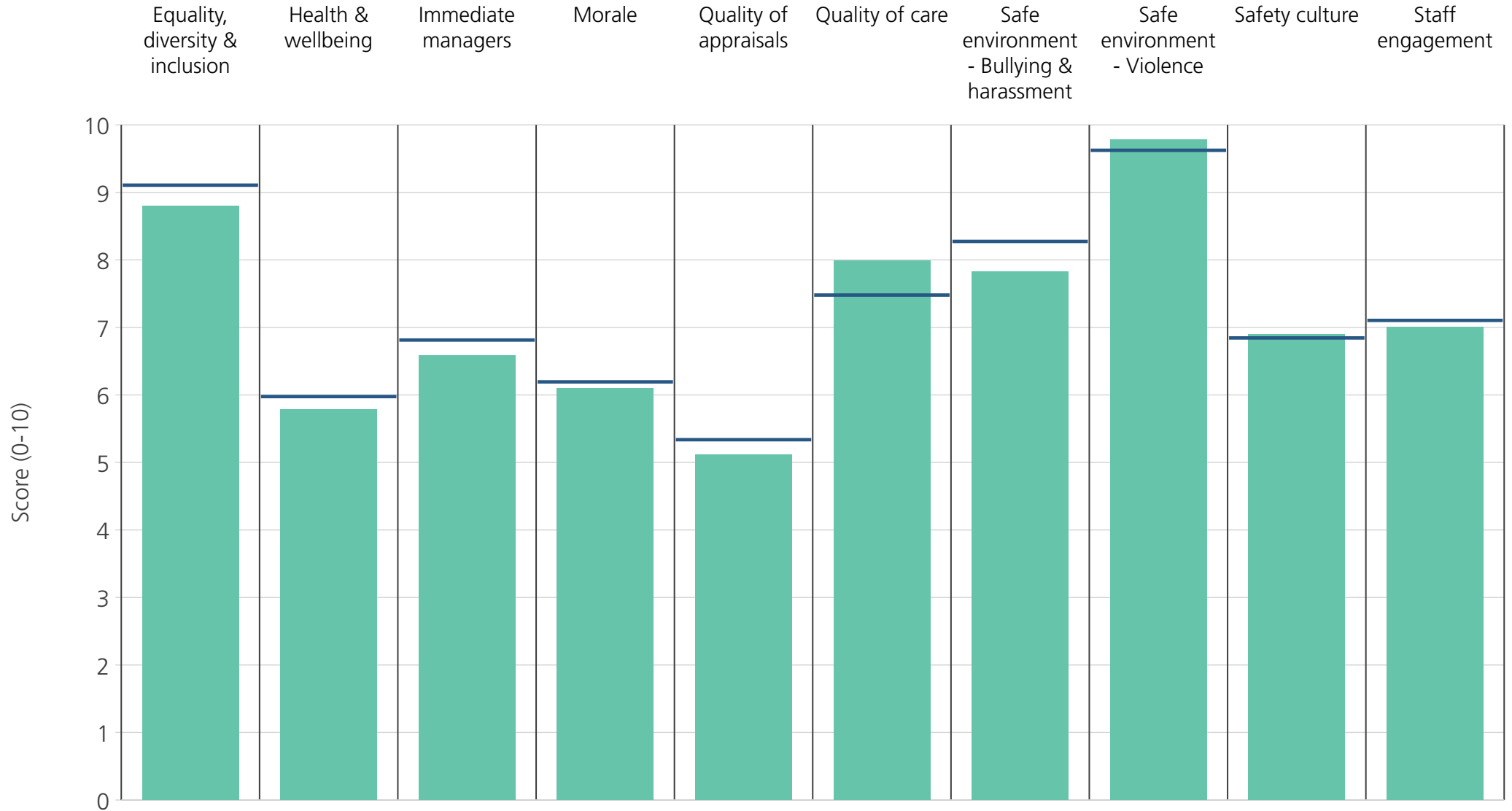
<b>Directorate</b>	9.1	6.0	7.0	6.4	5.5	7.7	8.5	9.7	7.0	7.3
<b>Your org</b>	9.1	6.0	6.8	6.2	5.3	7.5	8.3	9.6	6.8	7.1
<b>Responses</b>	546	549	552	543	494	490	543	542	545	558



<b>Directorate</b>	8.5	5.8	6.5	5.9	5.8	7.5	7.5	8.8	6.5	7.0
<b>Your org</b>	9.1	6.0	6.8	6.2	5.3	7.5	8.3	9.6	6.8	7.1
<b>Responses</b>	249	255	260	248	225	246	257	255	250	266

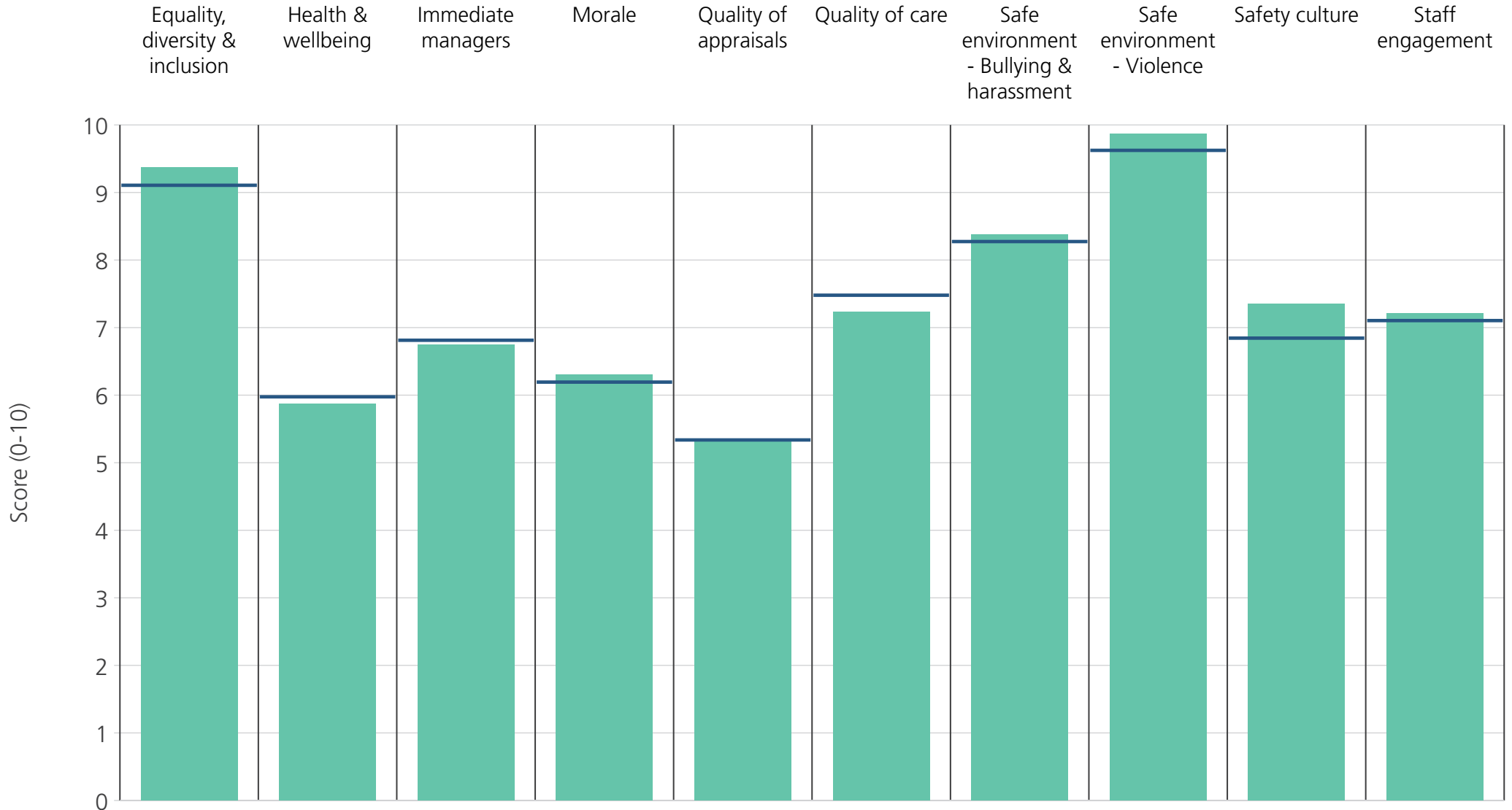


<b>Directorate</b>	9.1	6.1	7.0	6.3	5.4	7.8	8.7	10.0	6.7	7.3
<b>Your org</b>	9.1	6.0	6.8	6.2	5.3	7.5	8.3	9.6	6.8	7.1
<b>Responses</b>	171	173	173	173	164	109	173	171	174	174

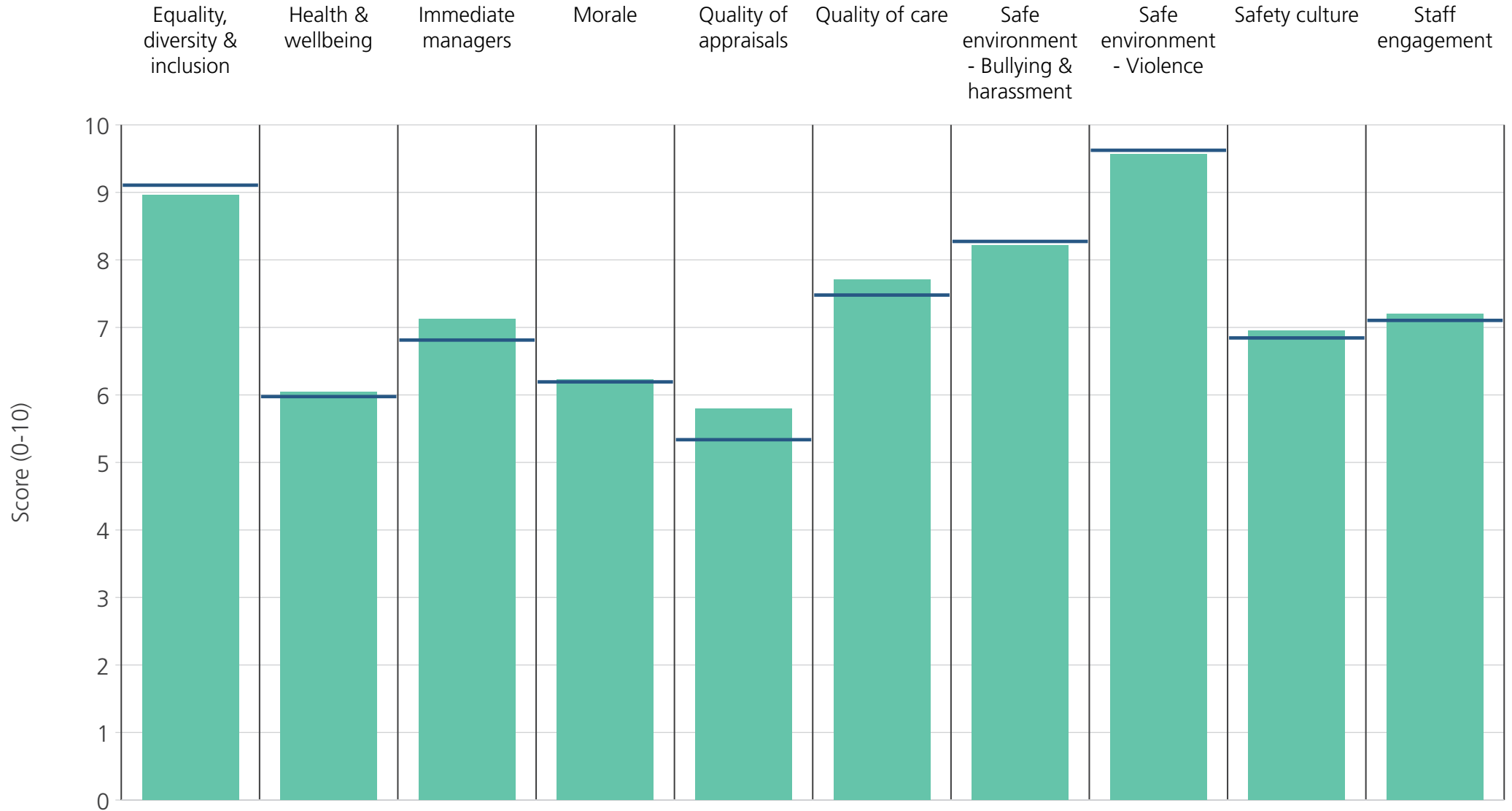


<b>Directorate</b>	8.8	5.8	6.6	6.1	5.1	8.0	7.8	9.8	6.9	7.0
<b>Your org</b>	9.1	6.0	6.8	6.2	5.3	7.5	8.3	9.6	6.8	7.1
<b>Responses</b>	218	219	218	216	190	208	214	220	218	222

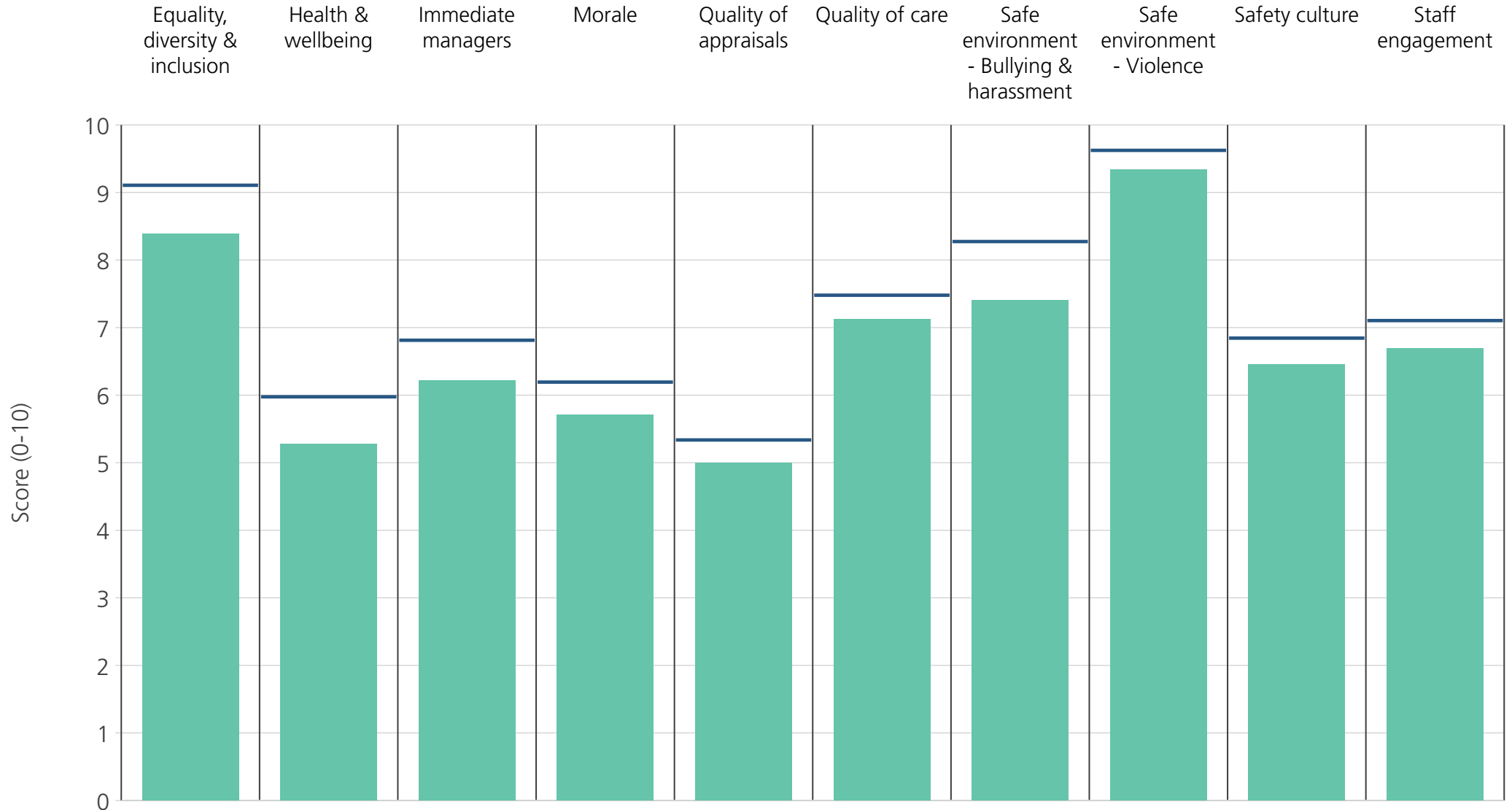




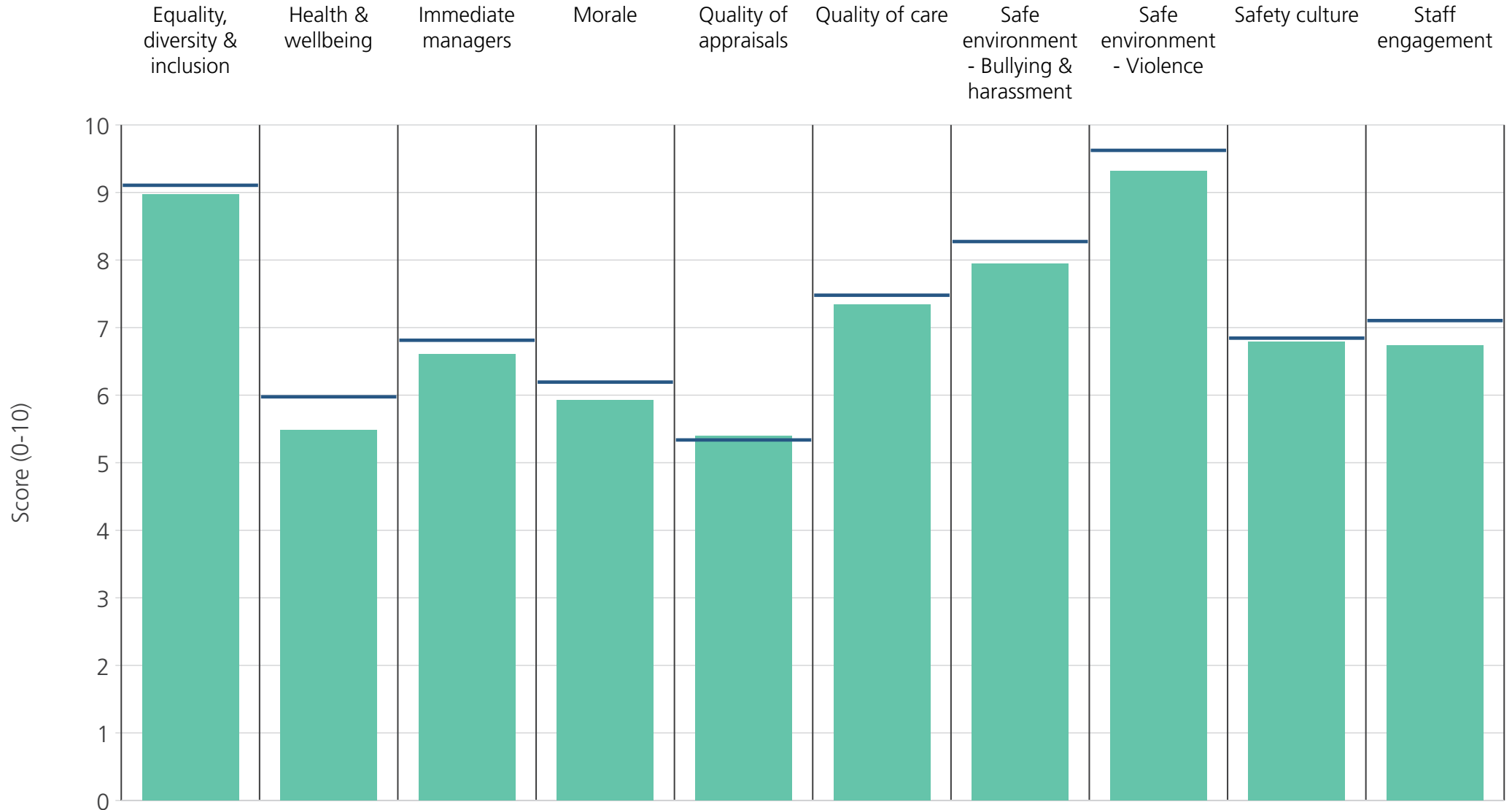
<b>Directorate</b>	9.4	5.9	6.7	6.3	5.3	7.2	8.4	9.9	7.4	7.2
<b>Your org</b>	9.1	6.0	6.8	6.2	5.3	7.5	8.3	9.6	6.8	7.1
<b>Responses</b>	683	687	688	678	615	655	684	682	682	701



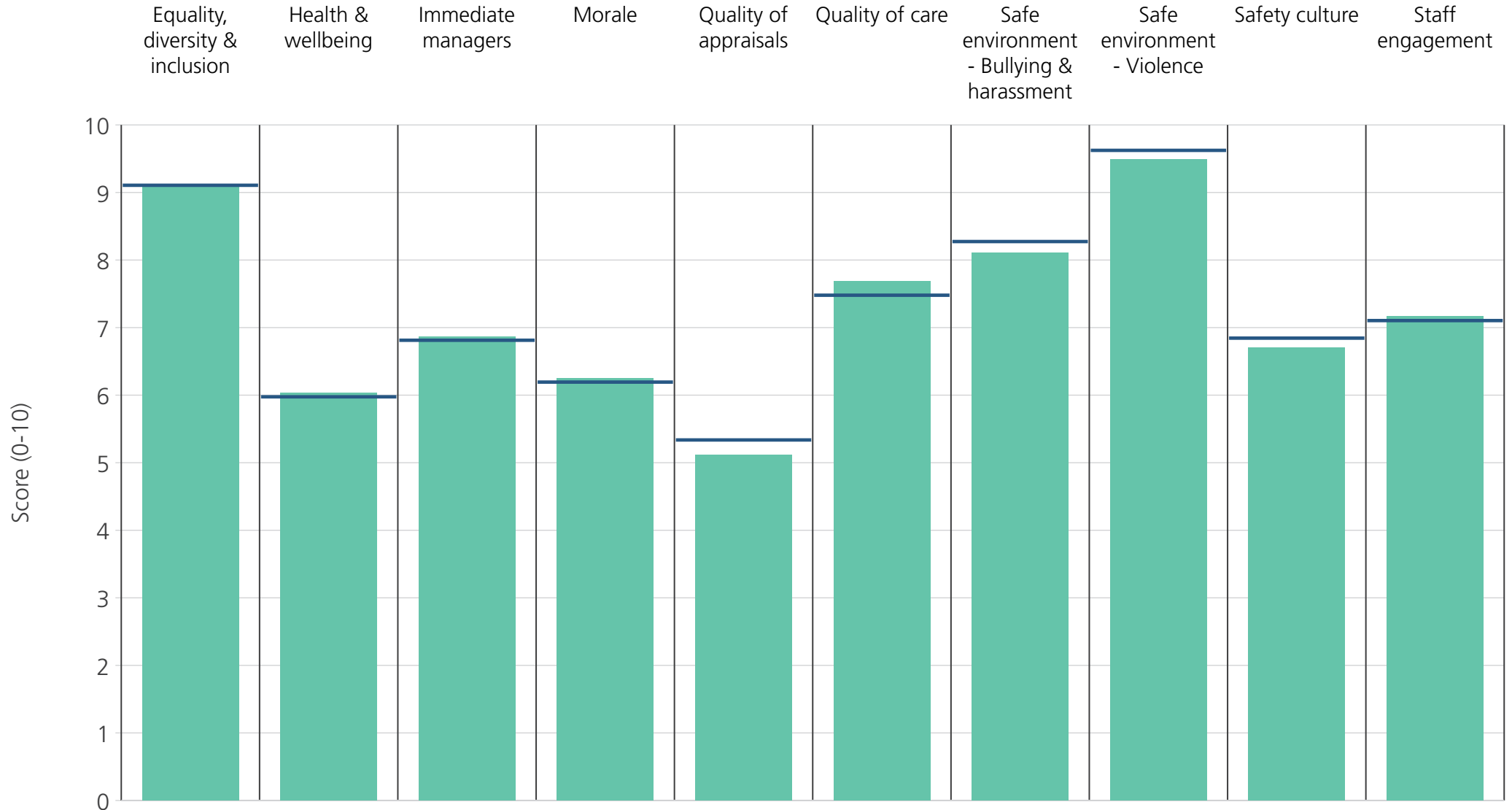
<b>Directorate</b>	9.0	6.0	7.1	6.2	5.8	7.7	8.2	9.6	6.9	7.2
<b>Your org</b>	9.1	6.0	6.8	6.2	5.3	7.5	8.3	9.6	6.8	7.1
<b>Responses</b>	560	566	566	555	515	550	566	561	563	578



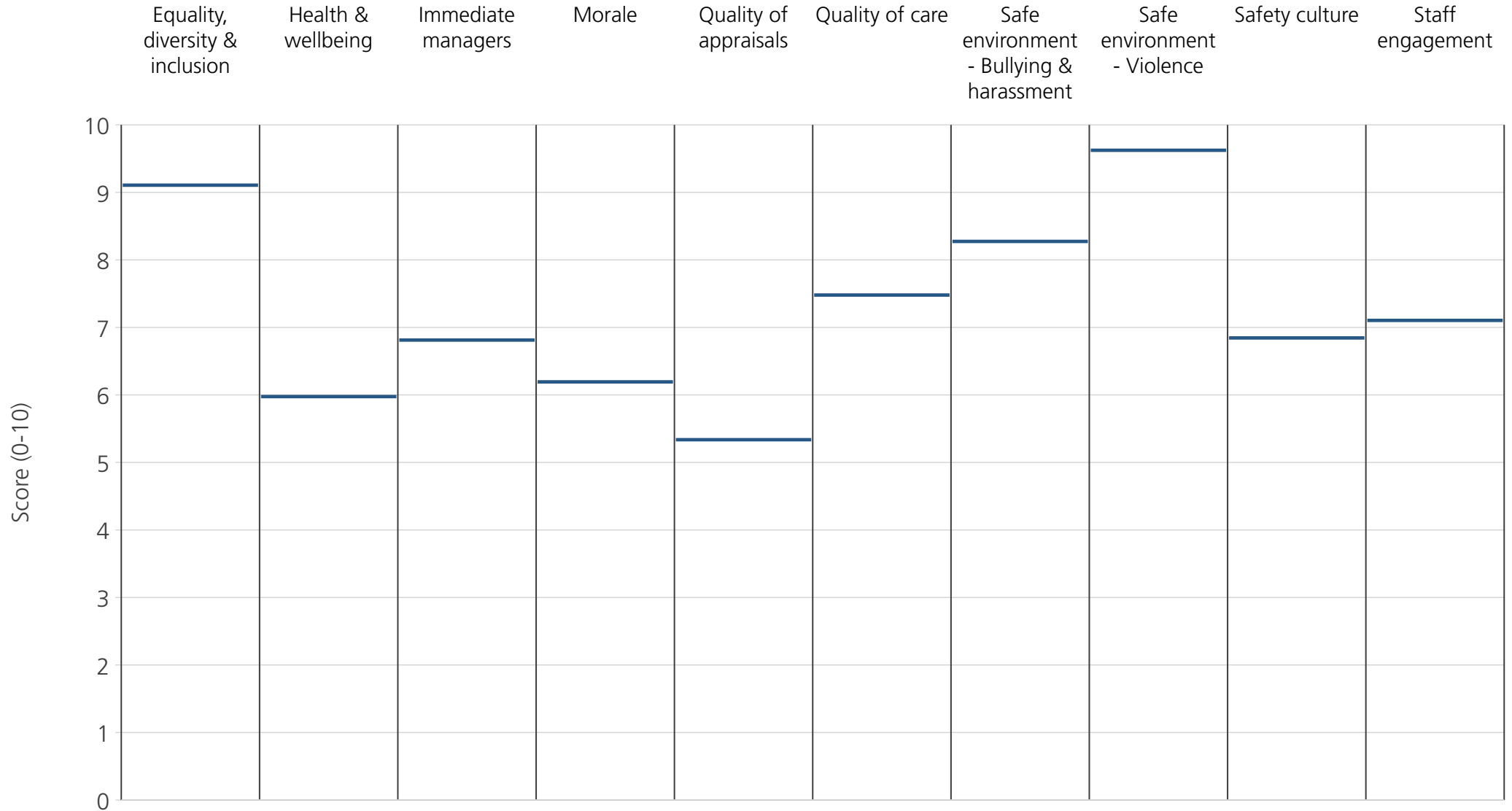
<b>Directorate</b>	8.4	5.3	6.2	5.7	5.0	7.1	7.4	9.3	6.4	6.7
<b>Your org</b>	9.1	6.0	6.8	6.2	5.3	7.5	8.3	9.6	6.8	7.1
<b>Responses</b>	337	340	339	334	296	323	340	338	338	349



<b>Directorate</b>	9.0	5.5	6.6	5.9	5.4	7.3	7.9	9.3	6.8	6.7
<b>Your org</b>	9.1	6.0	6.8	6.2	5.3	7.5	8.3	9.6	6.8	7.1
<b>Responses</b>	201	202	201	197	171	182	200	201	200	203



<b>Directorate</b>	9.1	6.0	6.9	6.2	5.1	7.7	8.1	9.5	6.7	7.2
<b>Your org</b>	9.1	6.0	6.8	6.2	5.3	7.5	8.3	9.6	6.8	7.1
<b>Responses</b>	1151	1163	1173	1148	994	1094	1158	1152	1158	1184



<b>Directorate</b>										
<b>Your org</b>	9.1	6.0	6.8	6.2	5.3	7.5	8.3	9.6	6.8	7.1
<b>Responses</b>	7	7	7	7	5	4	7	7	7	7