

# Weston Area Health NHS Trust

2018 NHS Staff Survey

**Directorate Report**

**Contents**

Introduction . . . . .	3
Themes – Directorates 1 . . . . .	4
Add Prof Scientific and Technic . . . . .	5
Additional Clinical Services . . . . .	6
Administrative and Clerical . . . . .	7
Allied Health Professionals . . . . .	8
Estates and Ancillary . . . . .	9
Healthcare Scientists . . . . .	10
Medical and Dental . . . . .	11
Nursing and Midwifery Registered . . . . .	12
Themes – Directorates 2 . . . . .	13
Clinical Support Directorate . . . . .	14
Corporate . . . . .	15
Emergency Directorate . . . . .	16
Estates & Facilities . . . . .	17
Surgical Directorate . . . . .	18

This directorate report for Weston Area Health NHS Trust contains results by directorate for themes from the 2018 NHS Staff Survey. These results are compared to the unweighted average for your organisation.

**Please note:** It is possible that there are differences between the 'Your org' scores reported in this directorate report and those in the benchmark report. This is because the results in the benchmark report are weighted to allow for fair comparisons between organisations of a similar type. However, in this report comparisons are made within your organisation so the unweighted organisation result is a more appropriate point of comparison.

The directorate breakdowns used in this report were provided and defined by Weston Area Health NHS Trust. Details of how the theme scores were calculated are included in the Technical Document, available to download from our [results website](#).

## Key features

Breakdown type and **directorate name** are specified in the header. Black text in the header is hyperlinked: clicking on '2018 NHS Staff Survey Results' navigates back to the contents page.

Directorate results are presented in the context of the (unweighted) **organisation average ('Your org')**, so it is easy to tell if a directorate is performing better or worse than the organisation average. For all themes, a higher score is a better result than a lower score.

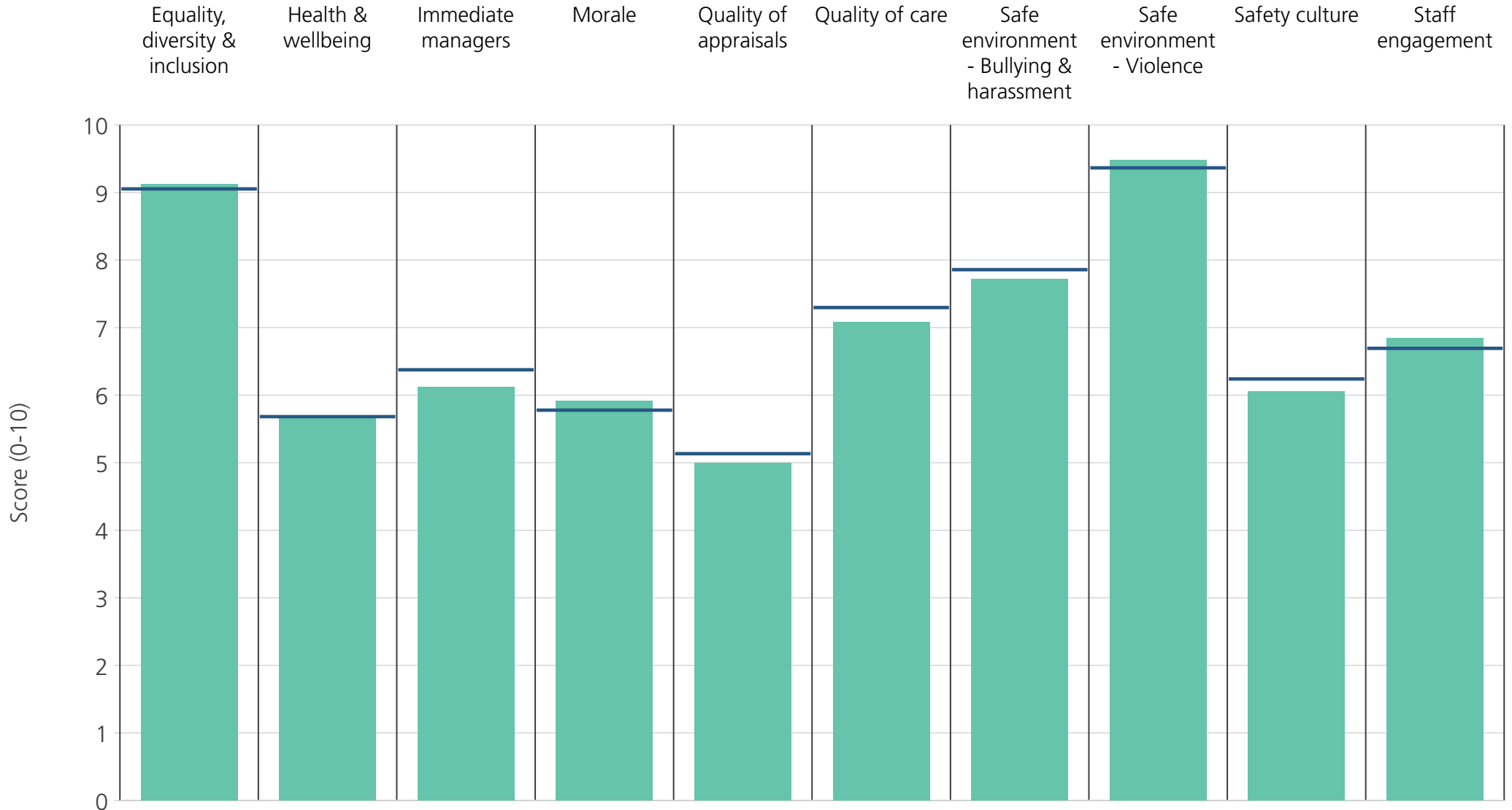
The **number of responses** feeding into each theme score **for the given directorate** is specified below the table containing the directorate and trust scores.



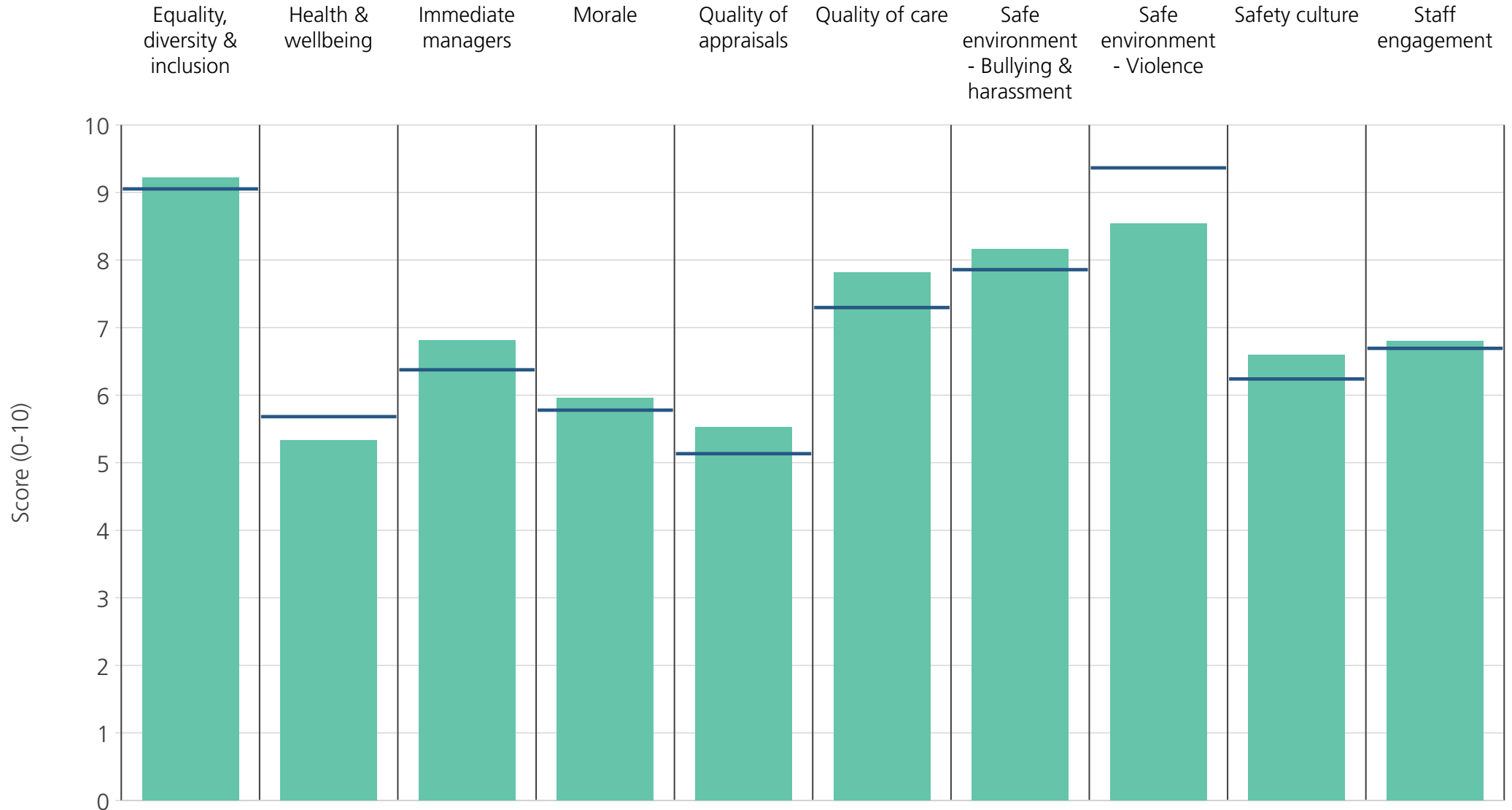
**! Note:** when there are less than 11 responses in a group, results are suppressed to protect staff confidentiality

# Directorates 1

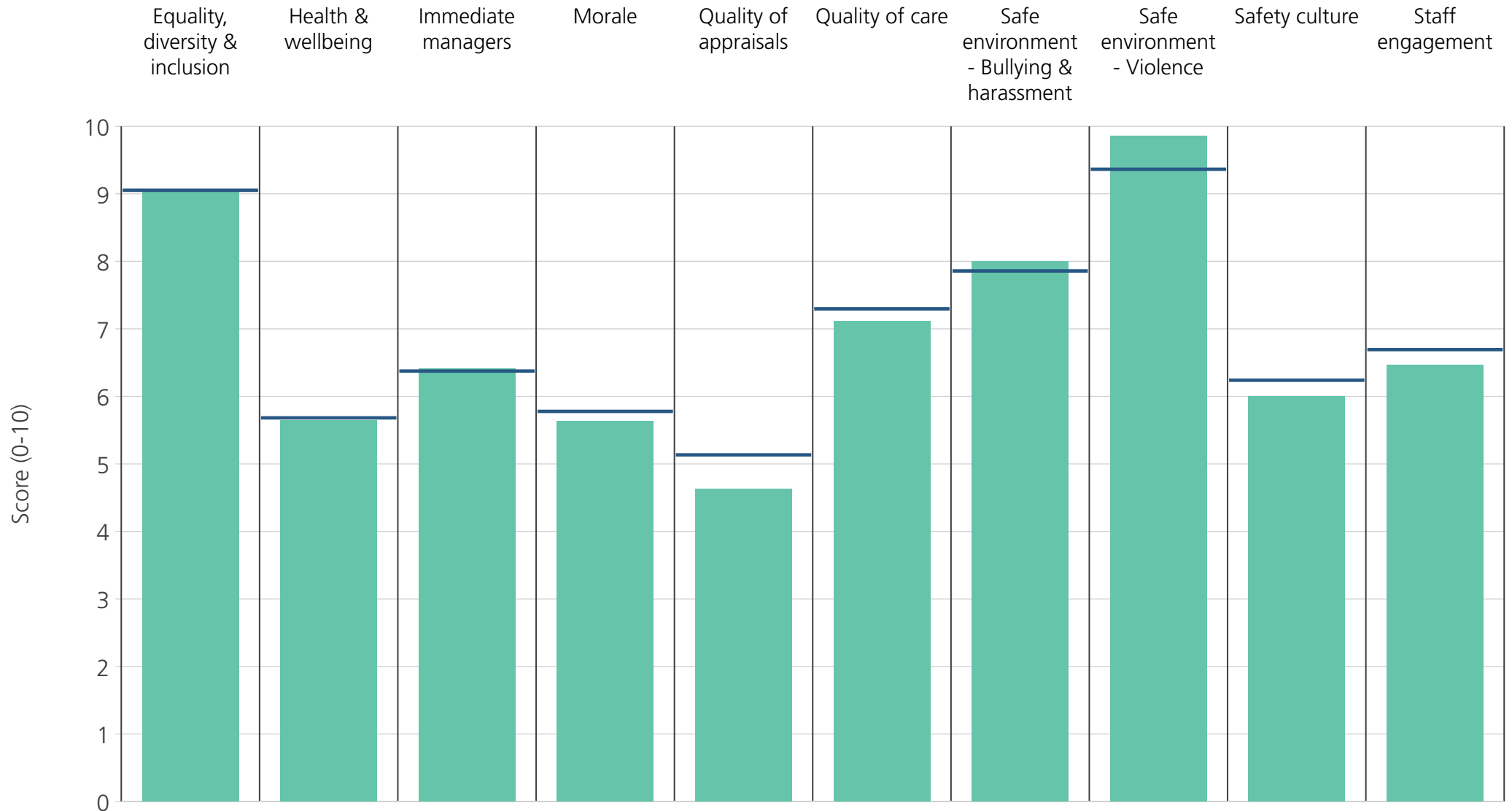
Weston Area Health NHS Trust  
2018 NHS Staff Survey Results



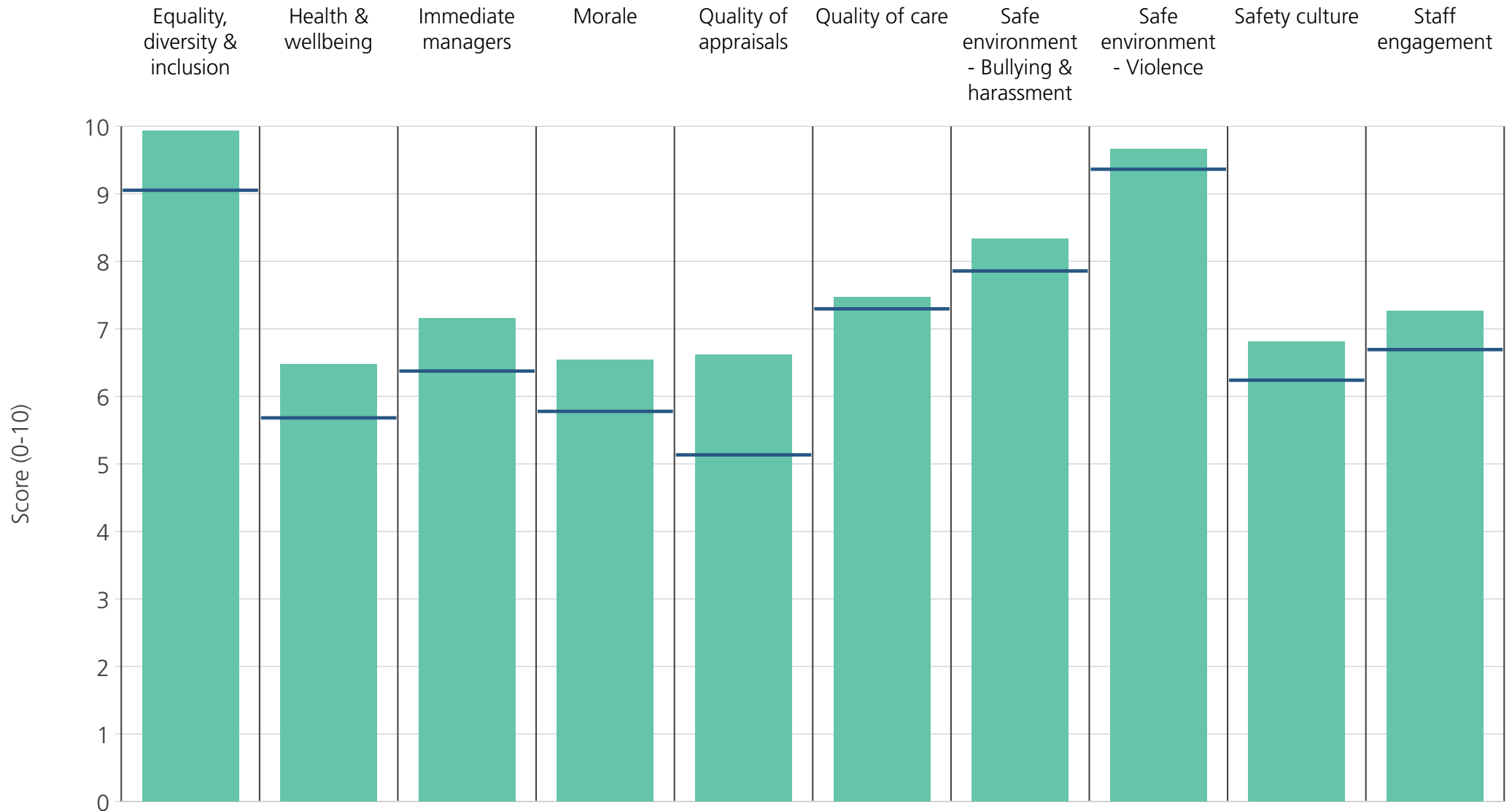
<b>Directorate</b>	9.1	5.7	6.1	5.9	5.0	7.1	7.7	9.5	6.1	6.8
<b>Your org</b>	9.1	5.7	6.4	5.8	5.1	7.3	7.9	9.4	6.2	6.7
<b>Responses</b>	19	19	19	19	14	18	19	19	18	19



<b>Directorate</b>	9.2	5.3	6.8	6.0	5.5	7.8	8.2	8.5	6.6	6.8
<b>Your org</b>	9.1	5.7	6.4	5.8	5.1	7.3	7.9	9.4	6.2	6.7
<b>Responses</b>	105	106	109	106	86	107	107	107	106	109

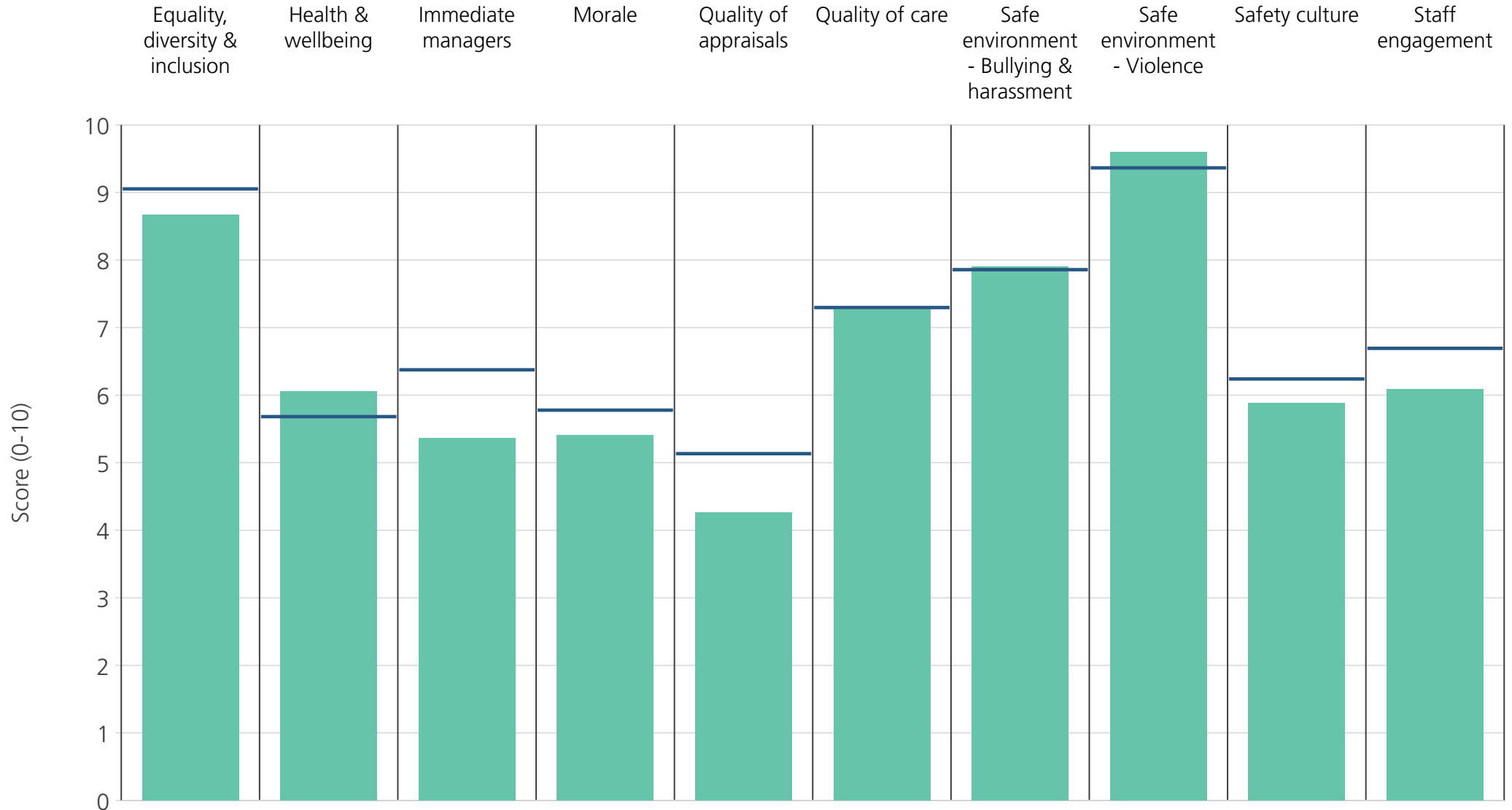


<b>Directorate</b>	9.1	5.6	6.4	5.6	4.6	7.1	8.0	9.9	6.0	6.5
<b>Your org</b>	9.1	5.7	6.4	5.8	5.1	7.3	7.9	9.4	6.2	6.7
<b>Responses</b>	192	193	193	189	135	124	192	191	190	193

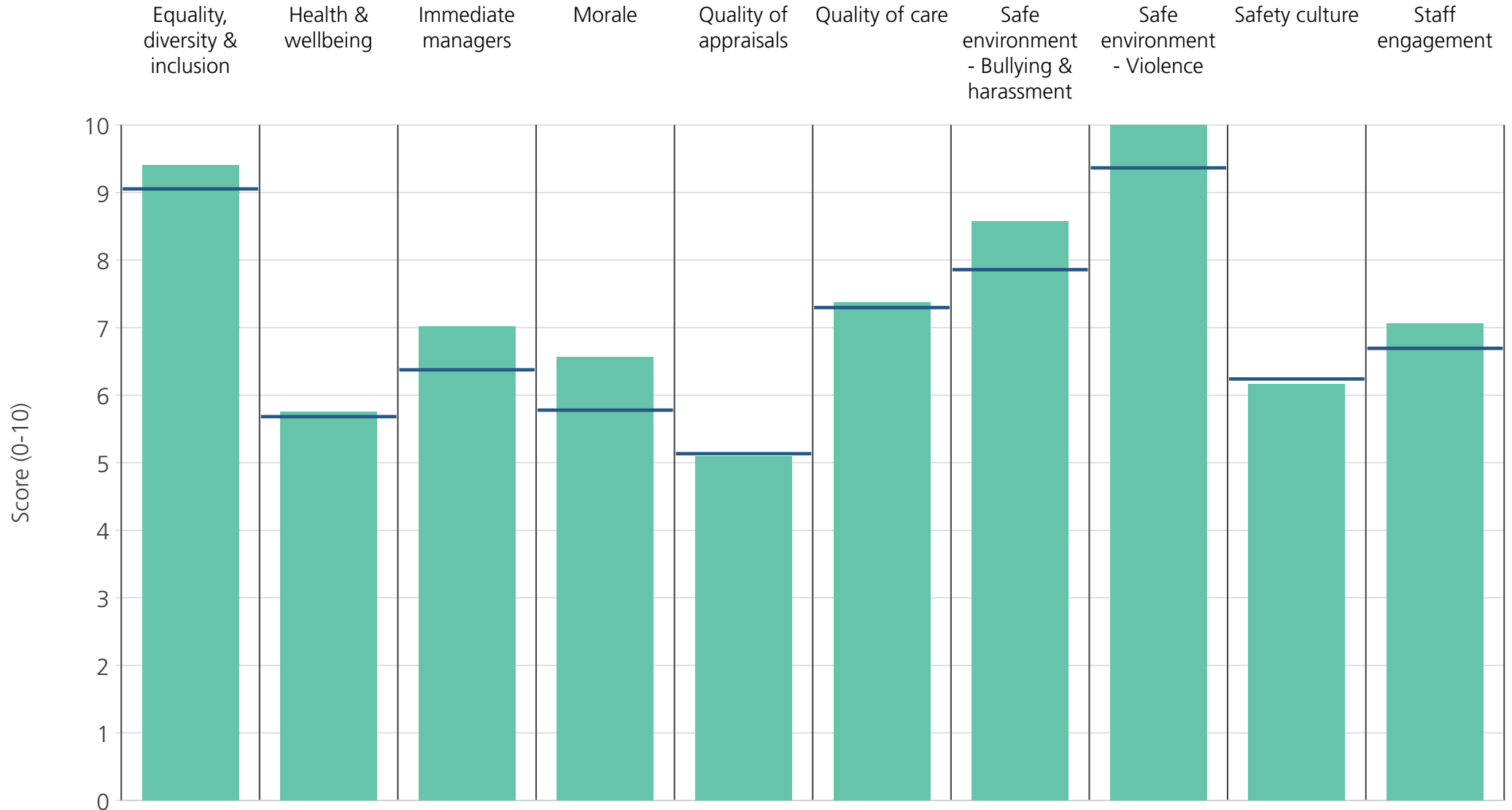


<b>Directorate</b>	9.9	6.5	7.2	6.5	6.6	7.5	8.3	9.7	6.8	7.3
<b>Your org</b>	9.1	5.7	6.4	5.8	5.1	7.3	7.9	9.4	6.2	6.7
<b>Responses</b>	50	50	50	50	48	50	50	50	50	50

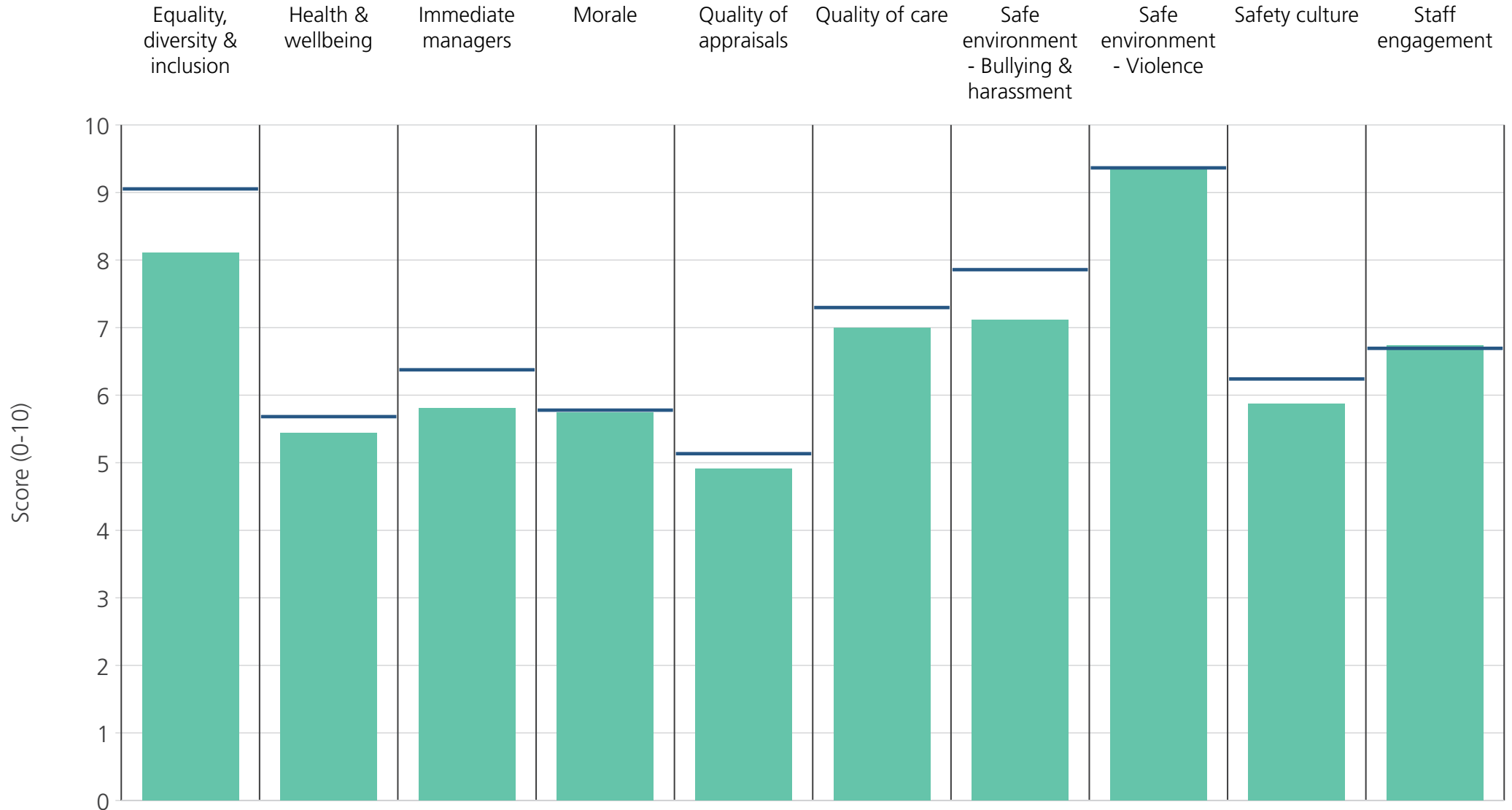




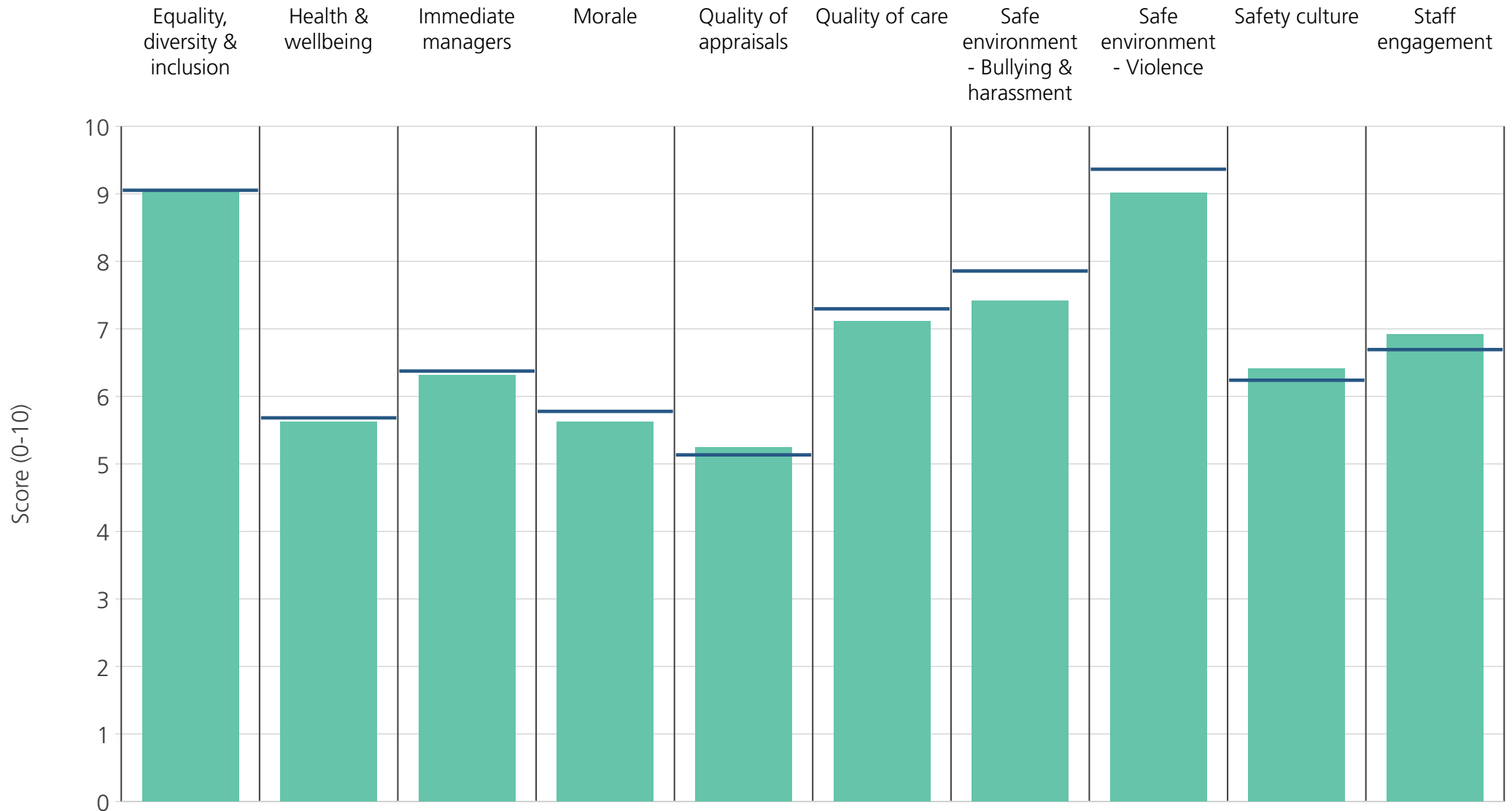
<b>Directorate</b>	8.7	6.1	5.4	5.4	4.3	7.3	7.9	9.6	5.9	6.1
<b>Your org</b>	9.1	5.7	6.4	5.8	5.1	7.3	7.9	9.4	6.2	6.7
<b>Responses</b>	58	60	61	57	45	47	58	58	58	60



<b>Directorate</b>	9.4	5.8	7.0	6.6	5.1	7.4	8.6	10.0	6.2	7.1
<b>Your org</b>	9.1	5.7	6.4	5.8	5.1	7.3	7.9	9.4	6.2	6.7
<b>Responses</b>	14	14	14	14	13	13	14	14	14	14



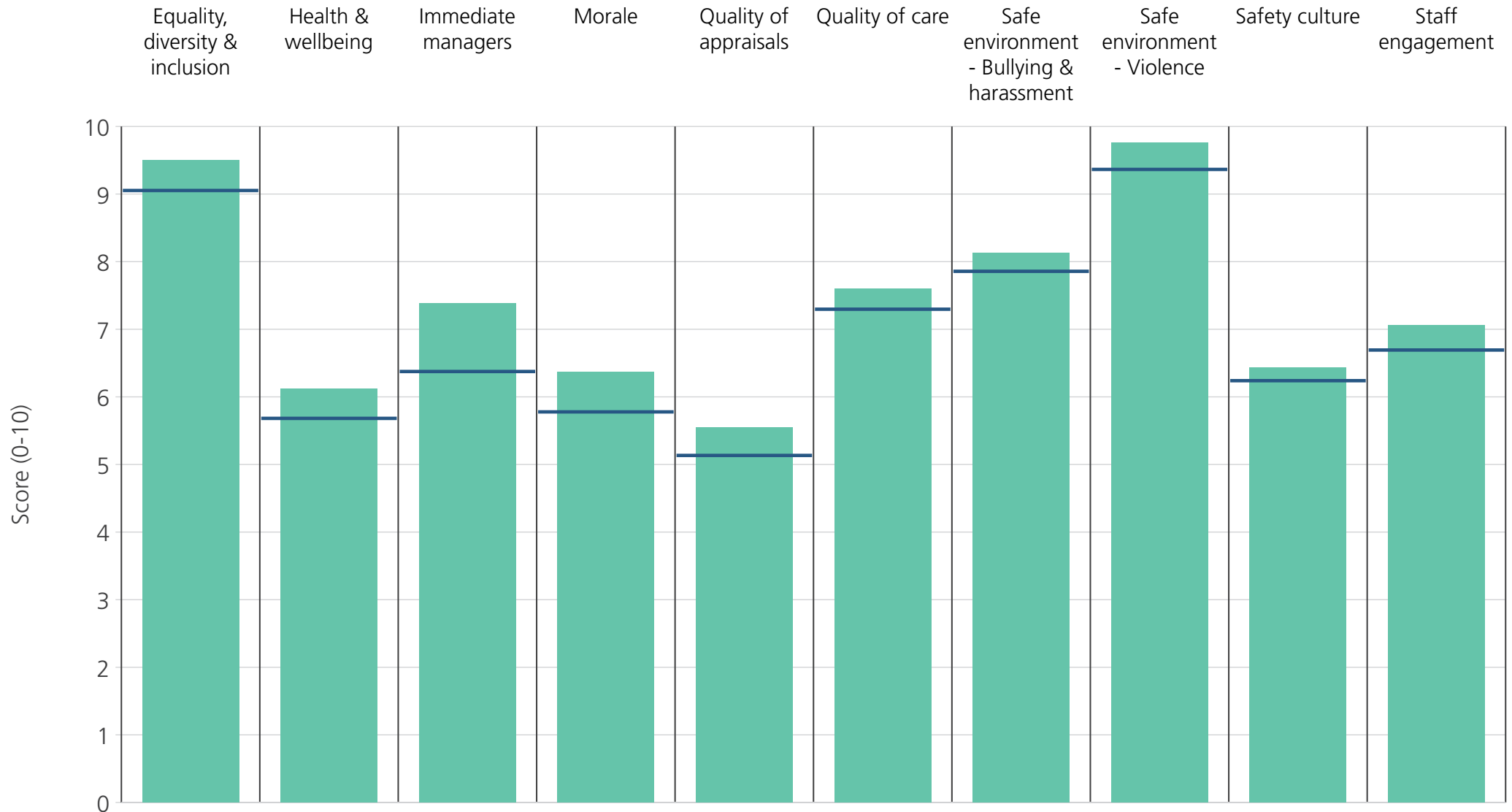
<b>Directorate</b>	8.1	5.4	5.8	5.7	4.9	7.0	7.1	9.4	5.9	6.7
<b>Your org</b>	9.1	5.7	6.4	5.8	5.1	7.3	7.9	9.4	6.2	6.7
<b>Responses</b>	47	48	48	47	39	48	48	48	47	48



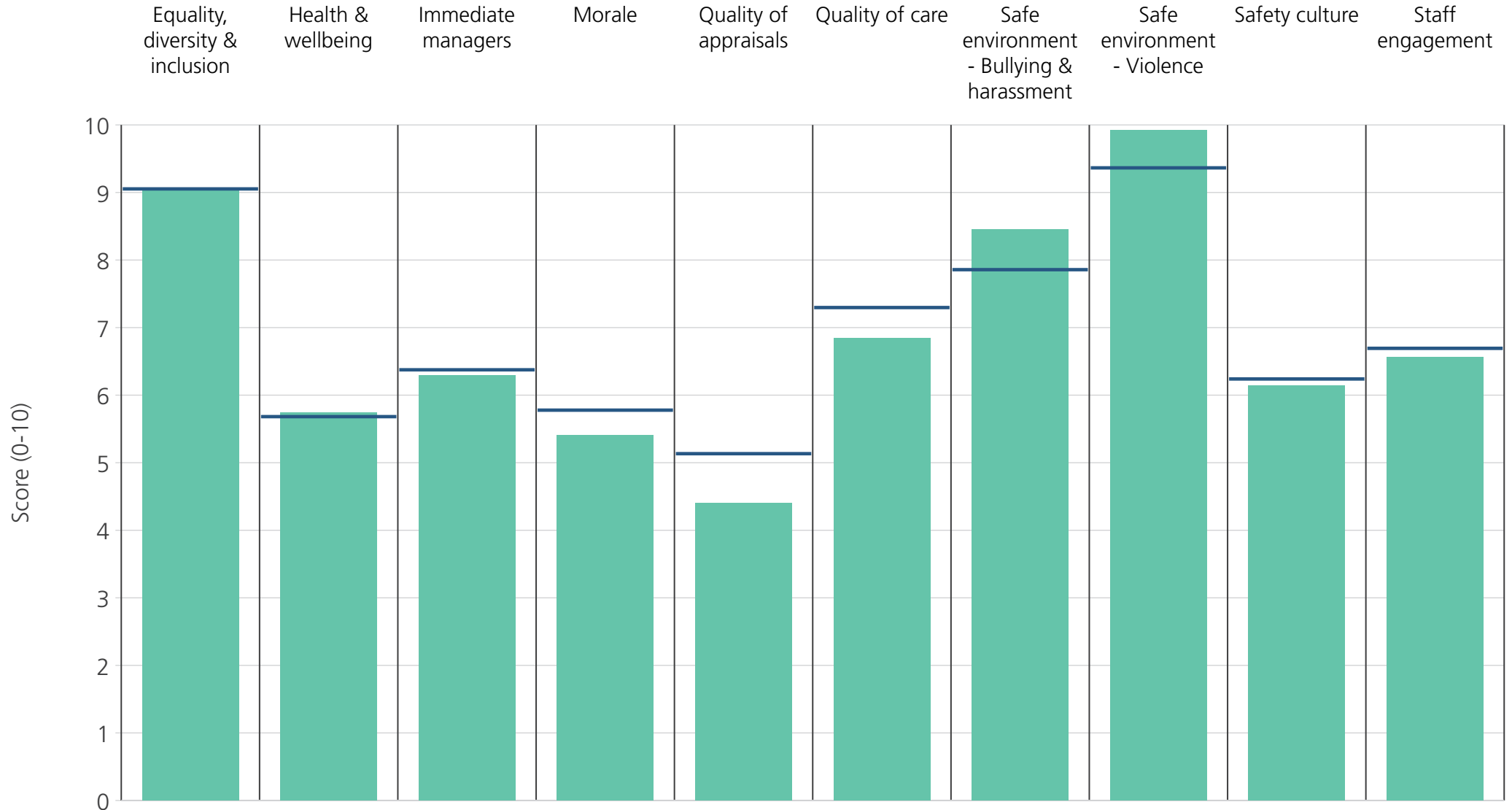
<b>Directorate</b>	9.1	5.6	6.3	5.6	5.2	7.1	7.4	9.0	6.4	6.9
<b>Your org</b>	9.1	5.7	6.4	5.8	5.1	7.3	7.9	9.4	6.2	6.7
<b>Responses</b>	131	132	133	132	119	128	132	132	132	133

# Directorates 2

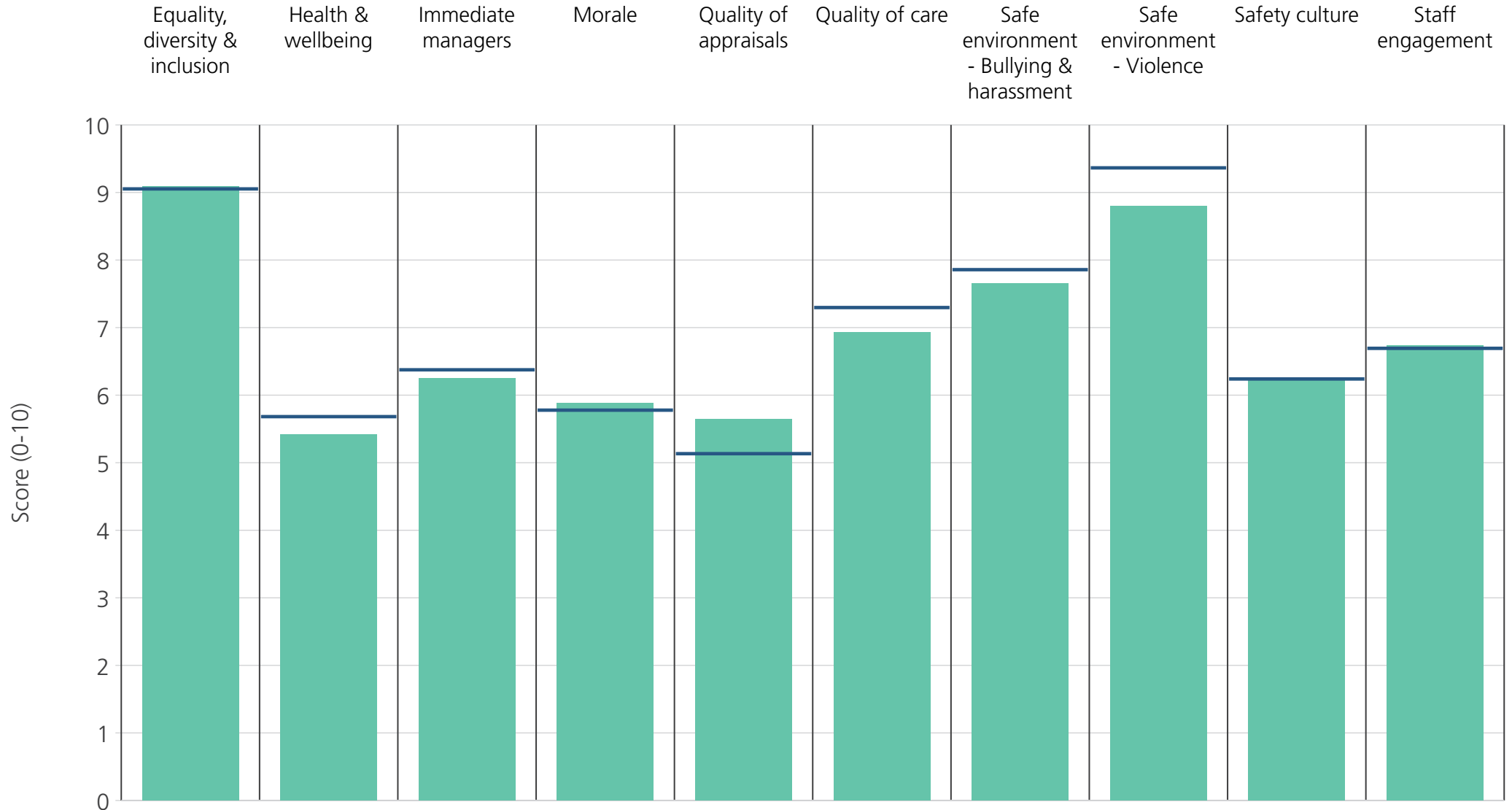
Weston Area Health NHS Trust  
2018 NHS Staff Survey Results



<b>Directorate</b>	9.5	6.1	7.4	6.4	5.5	7.6	8.1	9.8	6.4	7.1
<b>Your org</b>	9.1	5.7	6.4	5.8	5.1	7.3	7.9	9.4	6.2	6.7
<b>Responses</b>	149	151	151	149	141	136	151	151	149	151

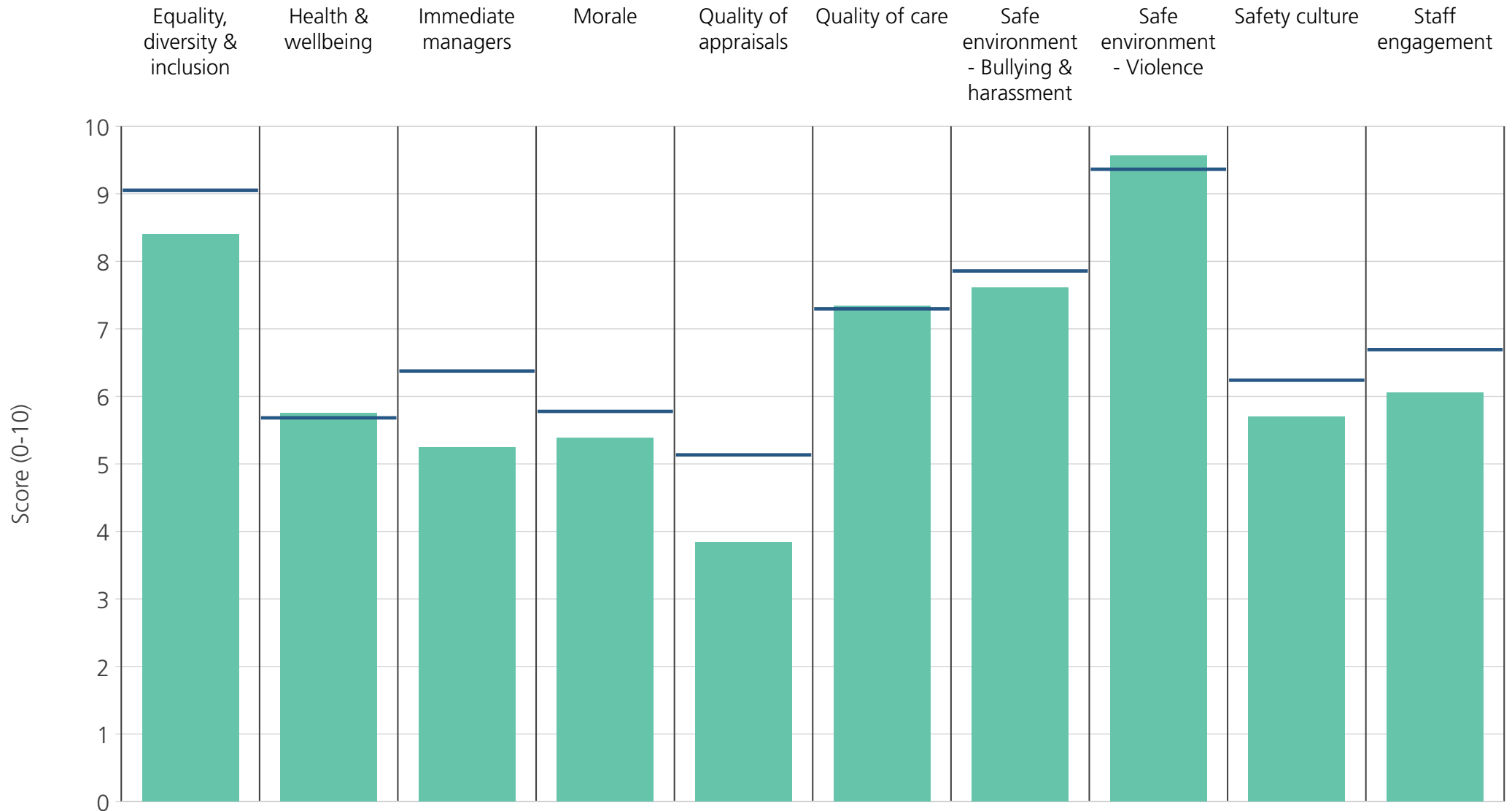


<b>Directorate</b>	9.0	5.7	6.3	5.4	4.4	6.8	8.5	9.9	6.1	6.6
<b>Your org</b>	9.1	5.7	6.4	5.8	5.1	7.3	7.9	9.4	6.2	6.7
<b>Responses</b>	83	83	83	81	46	38	82	81	81	83

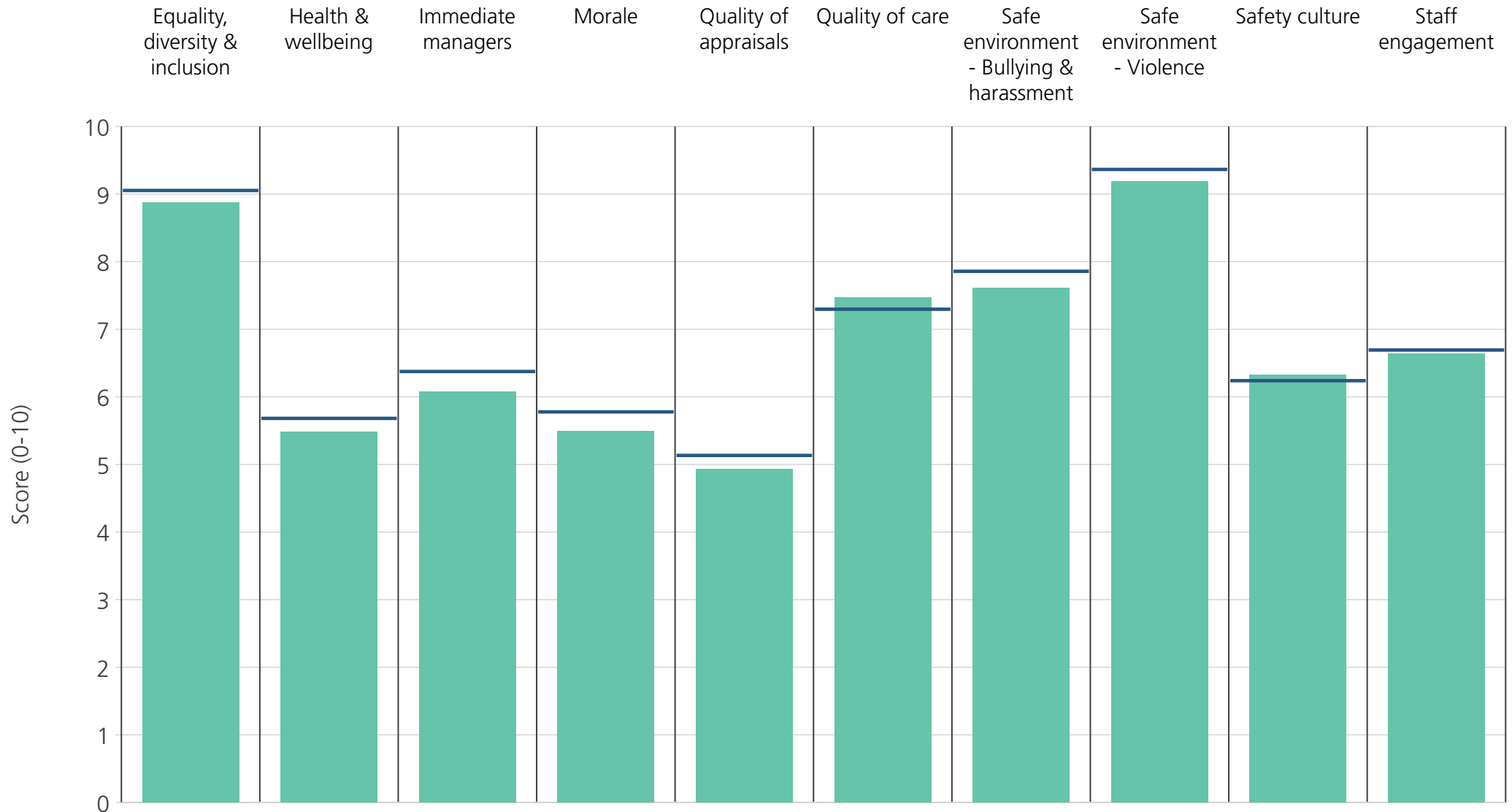


<b>Directorate</b>	9.1	5.4	6.2	5.9	5.6	6.9	7.7	8.8	6.2	6.7
<b>Your org</b>	9.1	5.7	6.4	5.8	5.1	7.3	7.9	9.4	6.2	6.7
<b>Responses</b>	150	151	155	150	120	146	152	152	150	155





<b>Directorate</b>	8.4	5.8	5.2	5.4	3.8	7.3	7.6	9.6	5.7	6.1
<b>Your org</b>	9.1	5.7	6.4	5.8	5.1	7.3	7.9	9.4	6.2	6.7
<b>Responses</b>	62	64	65	61	44	48	62	62	62	64



<b>Directorate</b>	8.9	5.5	6.1	5.5	4.9	7.5	7.6	9.2	6.3	6.6
<b>Your org</b>	9.1	5.7	6.4	5.8	5.1	7.3	7.9	9.4	6.2	6.7
<b>Responses</b>	172	173	173	173	148	167	173	173	173	173