

# Royal Free London NHS Foundation Trust

2018 NHS Staff Survey

**Directorate Report**

**Contents**

Introduction . . . . .	3
Themes – Directorates 1 . . . . .	4
Barnet Hospital . . . . .	5
Chase Farm Hospital . . . . .	6
Corporate . . . . .	7
Group Clinical Services . . . . .	8
Royal Free Hospital . . . . .	9
Themes – Directorates 2 . . . . .	10
1-2 years . . . . .	11
2-5 years . . . . .	12
5-10 years . . . . .	13
6-12 months . . . . .	14
Less than 6 months . . . . .	15
More than 10 years . . . . .	16

This directorate report for Royal Free London NHS Foundation Trust contains results by directorate for themes from the 2018 NHS Staff Survey. These results are compared to the unweighted average for your organisation.

**Please note:** It is possible that there are differences between the 'Your org' scores reported in this directorate report and those in the benchmark report. This is because the results in the benchmark report are weighted to allow for fair comparisons between organisations of a similar type. However, in this report comparisons are made within your organisation so the unweighted organisation result is a more appropriate point of comparison.

The directorate breakdowns used in this report were provided and defined by Royal Free London NHS Foundation Trust. Details of how the theme scores were calculated are included in the Technical Document, available to download from our [results website](#).

## Key features

Breakdown type and **directorate name** are specified in the header. Black text in the header is hyperlinked: clicking on '2018 NHS Staff Survey Results' navigates back to the contents page.

Directorate results are presented in the context of the (unweighted) **organisation average ('Your org')**, so it is easy to tell if a directorate is performing better or worse than the organisation average. For all themes, a higher score is a better result than a lower score.

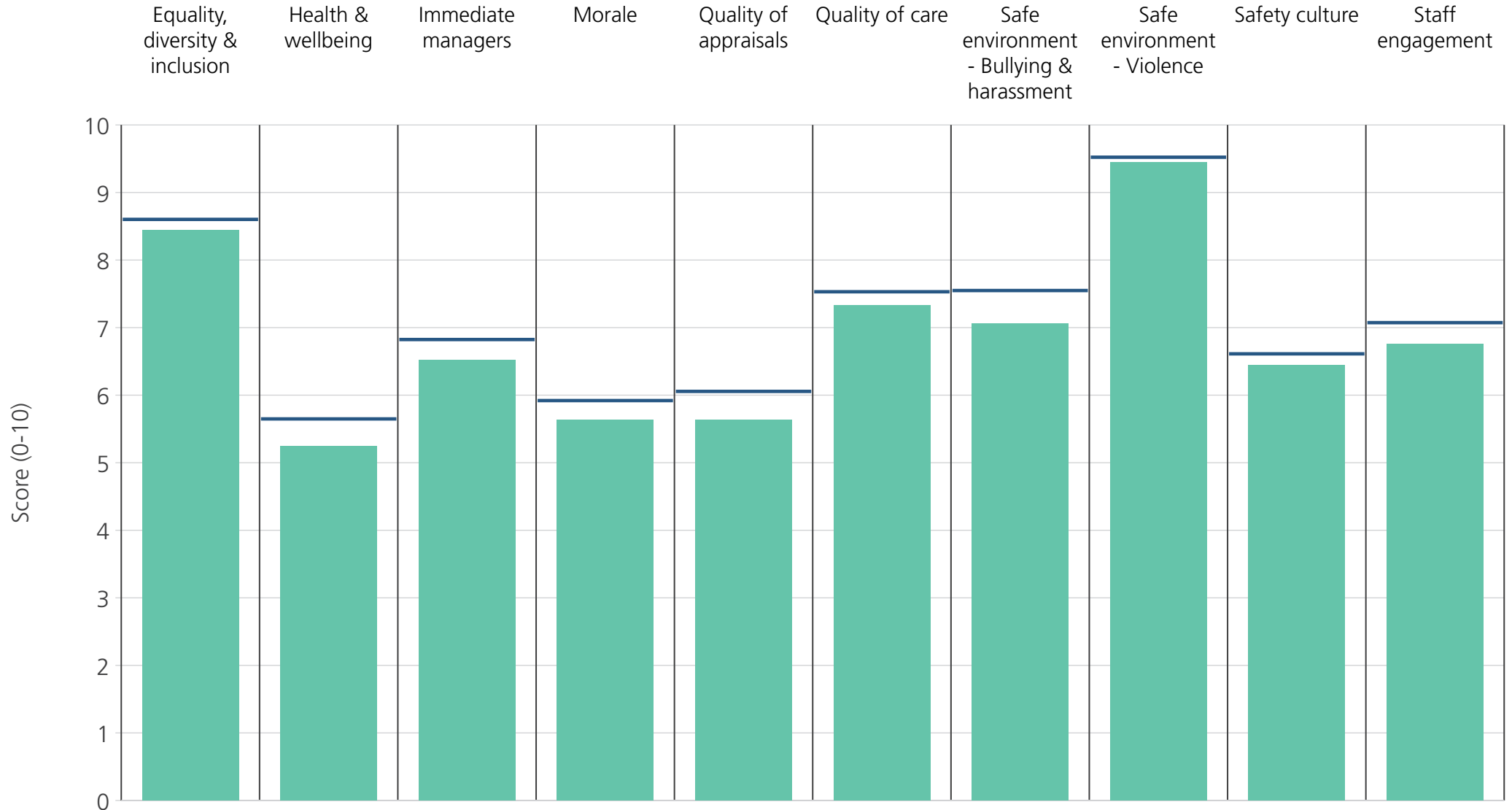
The **number of responses** feeding into each theme score **for the given directorate** is specified below the table containing the directorate and trust scores.



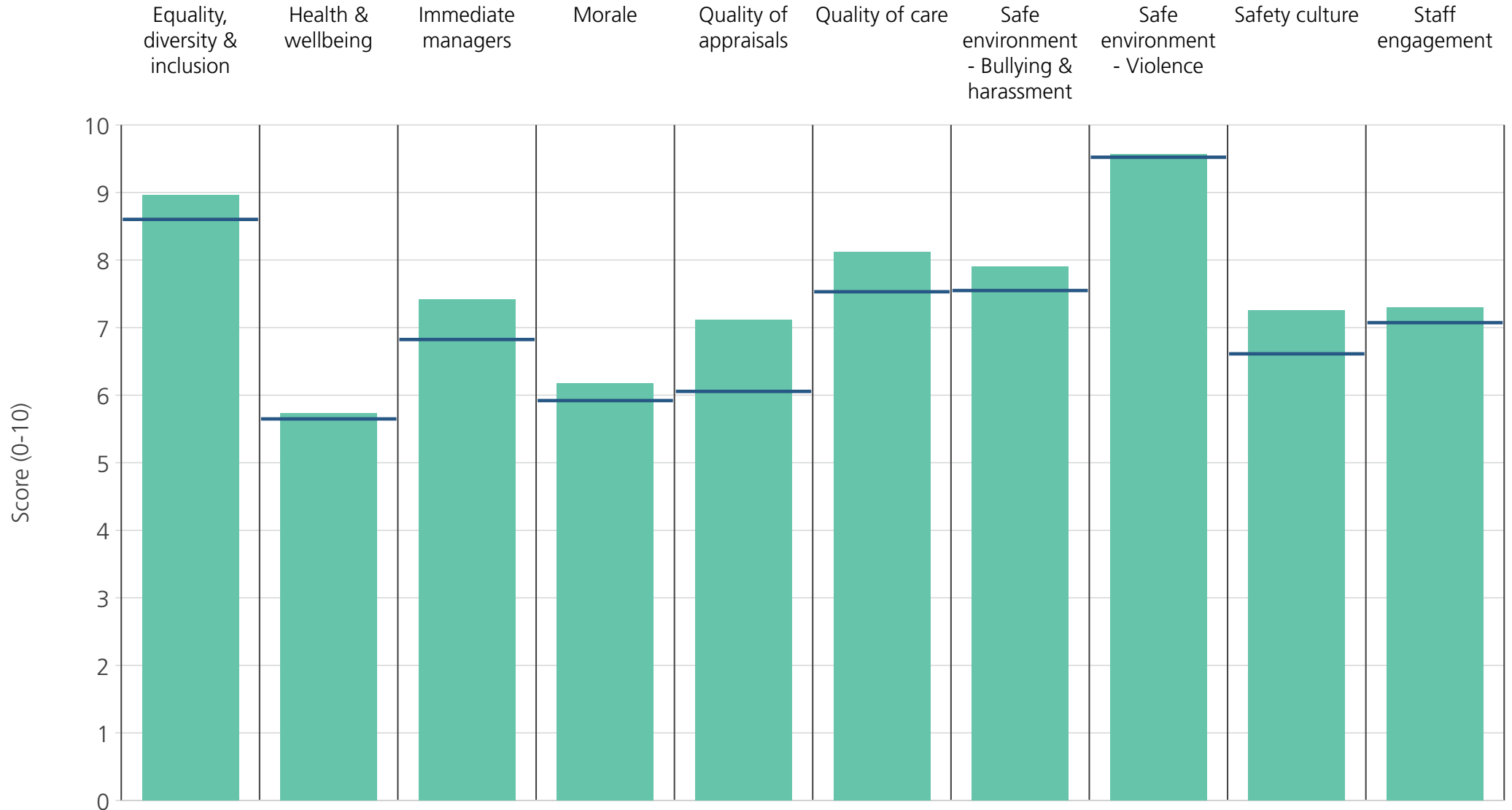
**! Note:** when there are less than 11 responses in a group, results are suppressed to protect staff confidentiality

# Directorates 1

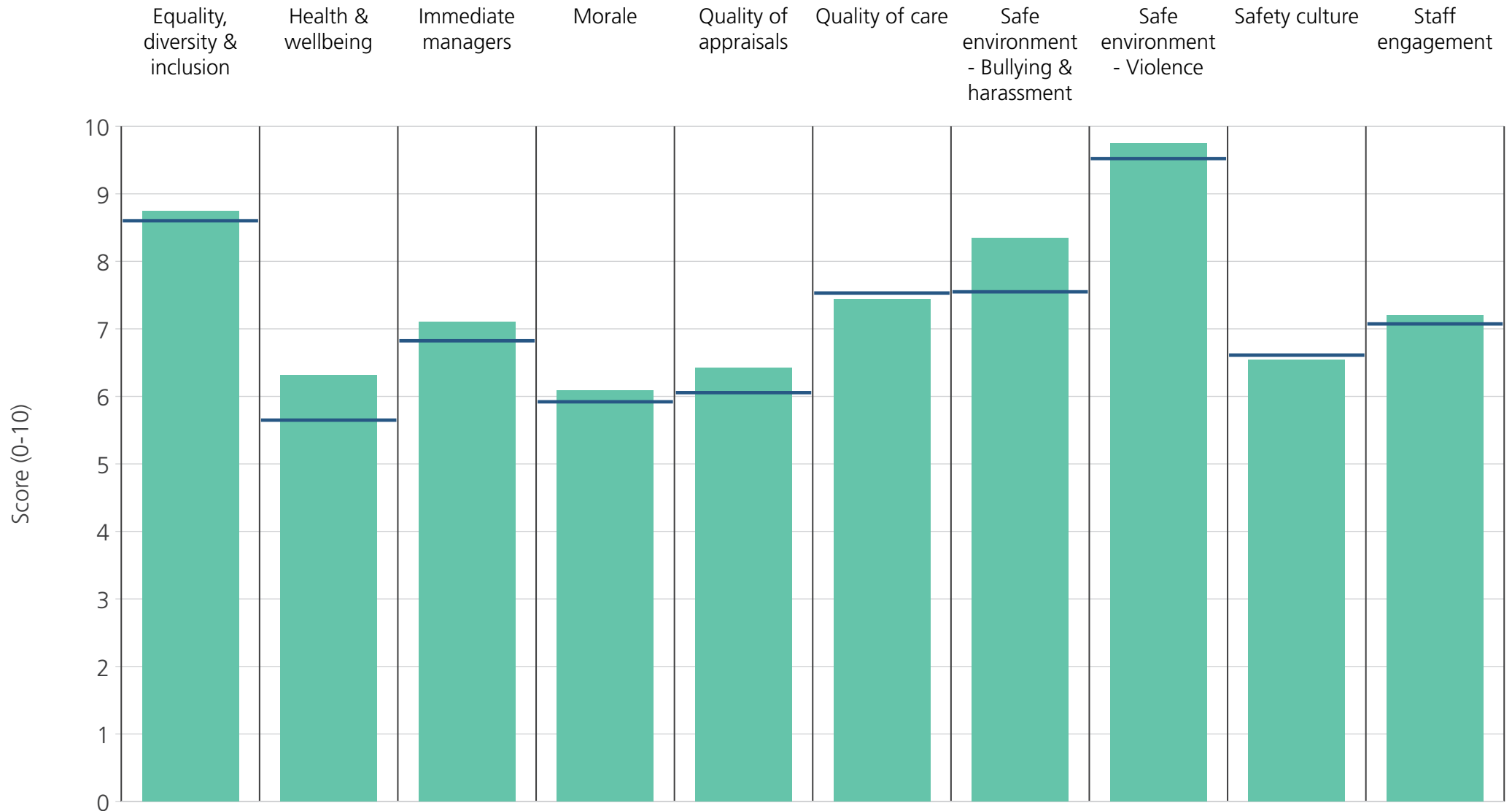
Royal Free London NHS Foundation Trust  
2018 NHS Staff Survey Results



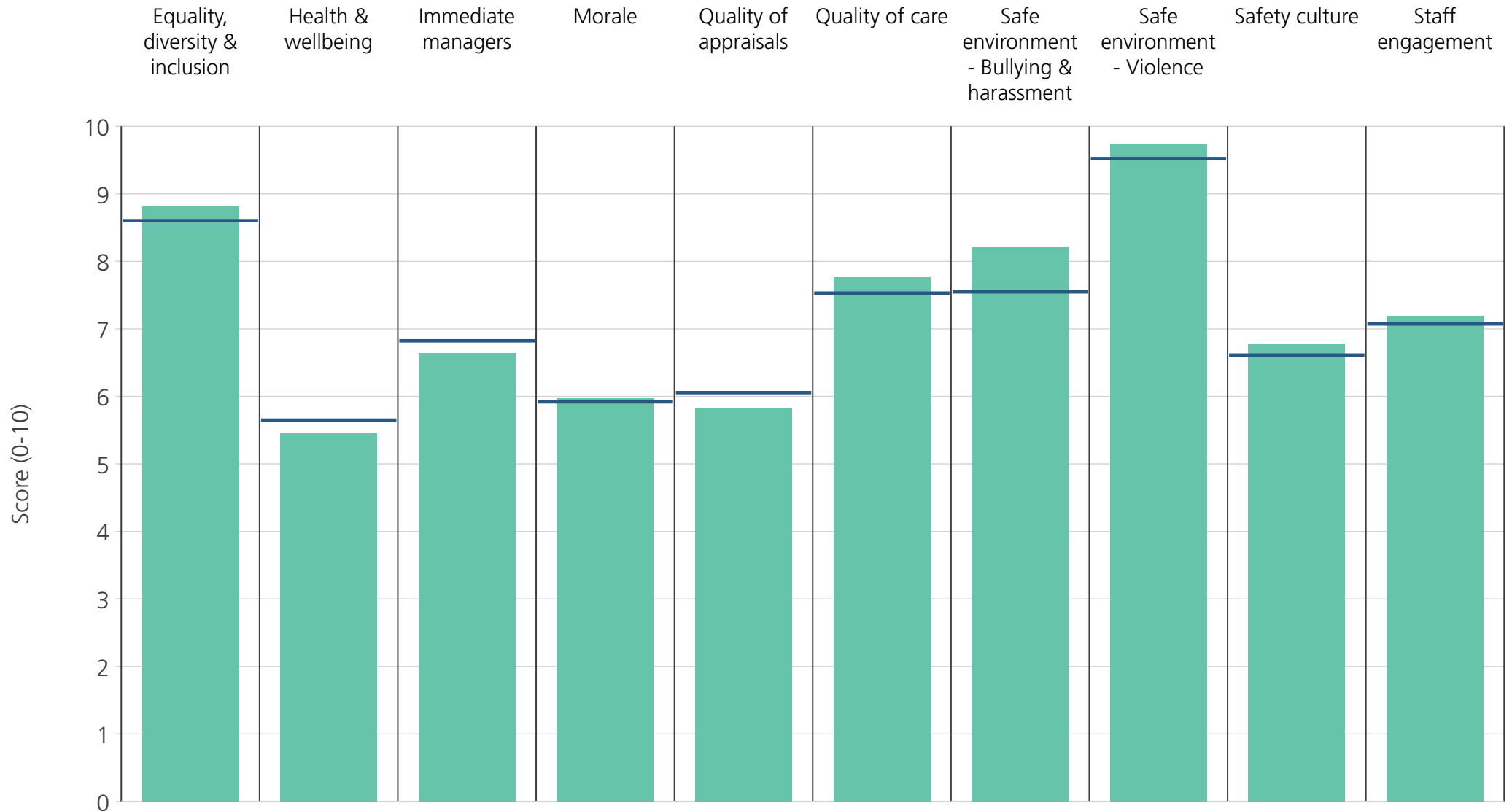
<b>Directorate</b>	8.4	5.2	6.5	5.6	5.6	7.3	7.1	9.4	6.4	6.8
<b>Your org</b>	8.6	5.6	6.8	5.9	6.1	7.5	7.5	9.5	6.6	7.1
<b>Responses</b>	881	884	889	877	744	869	883	884	881	902



<b>Directorate</b>	9.0	5.7	7.4	6.2	7.1	8.1	7.9	9.6	7.3	7.3
<b>Your org</b>	8.6	5.6	6.8	5.9	6.1	7.5	7.5	9.5	6.6	7.1
<b>Responses</b>	140	141	140	139	110	136	139	139	140	143

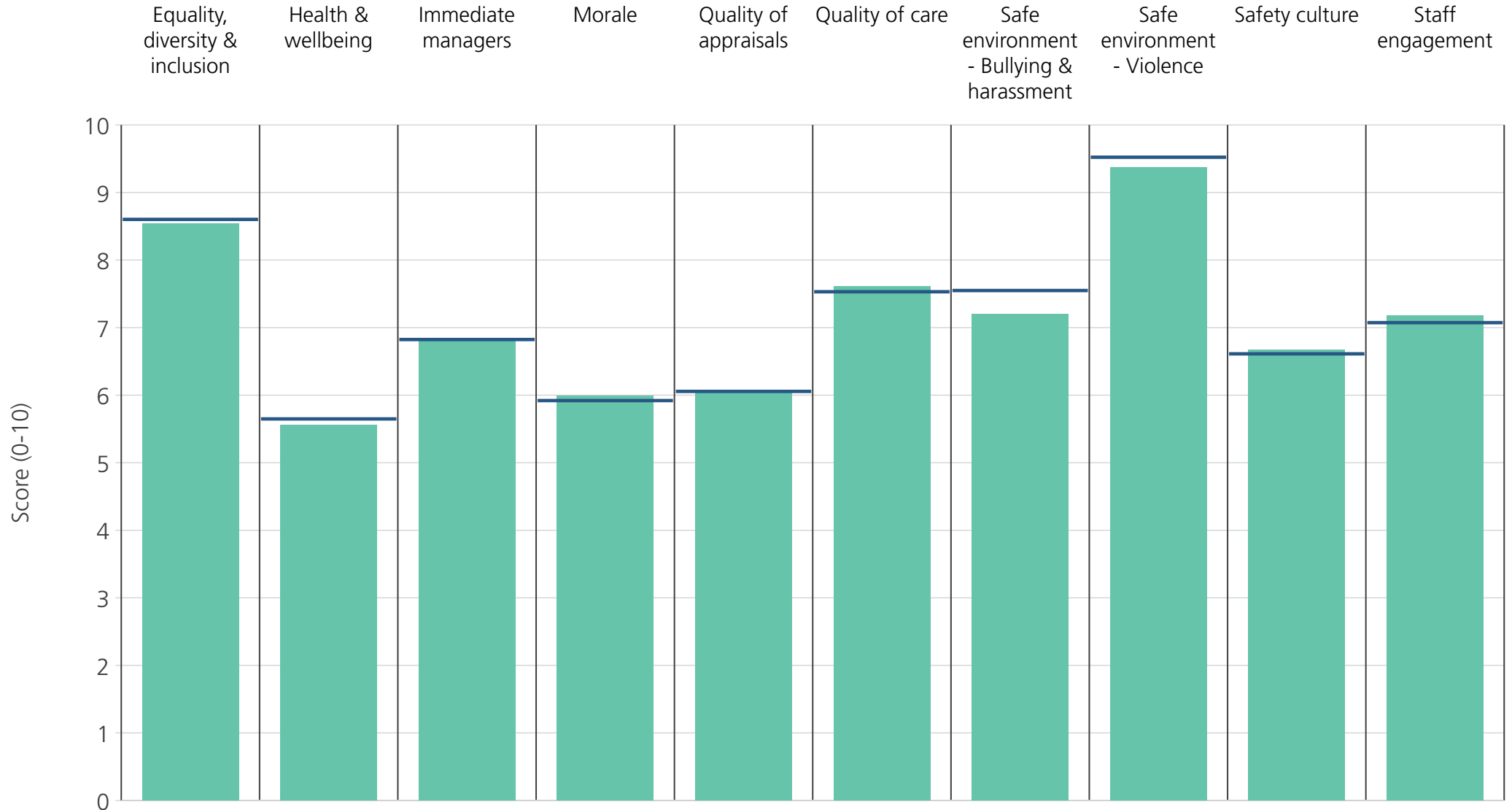


<b>Directorate</b>	8.7	6.3	7.1	6.1	6.4	7.4	8.3	9.8	6.5	7.2
<b>Your org</b>	8.6	5.6	6.8	5.9	6.1	7.5	7.5	9.5	6.6	7.1
<b>Responses</b>	759	766	763	754	612	528	756	748	757	764



<b>Directorate</b>	8.8	5.4	6.6	6.0	5.8	7.8	8.2	9.7	6.8	7.2
<b>Your org</b>	8.6	5.6	6.8	5.9	6.1	7.5	7.5	9.5	6.6	7.1
<b>Responses</b>	269	268	271	266	207	255	270	268	270	275

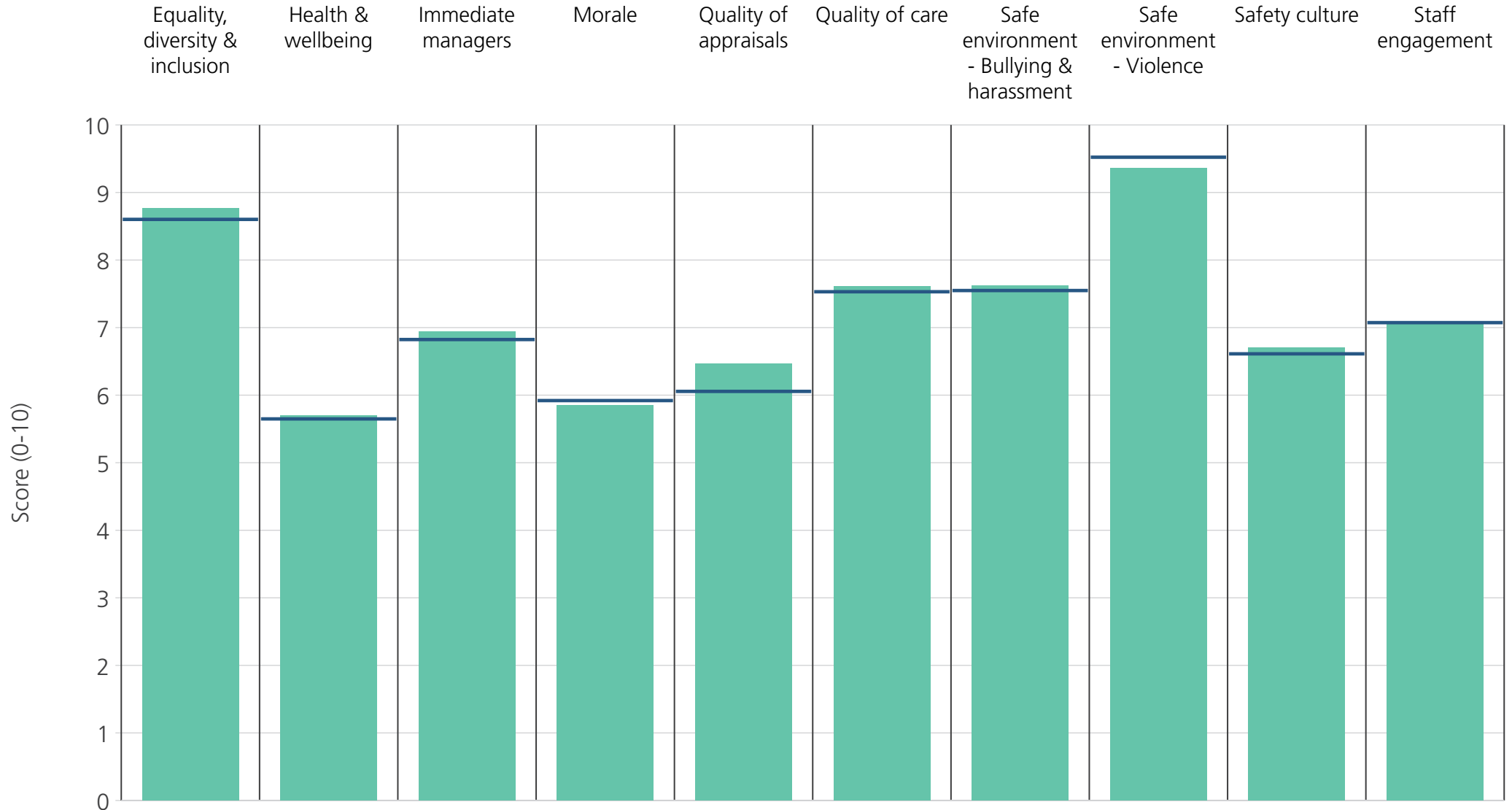




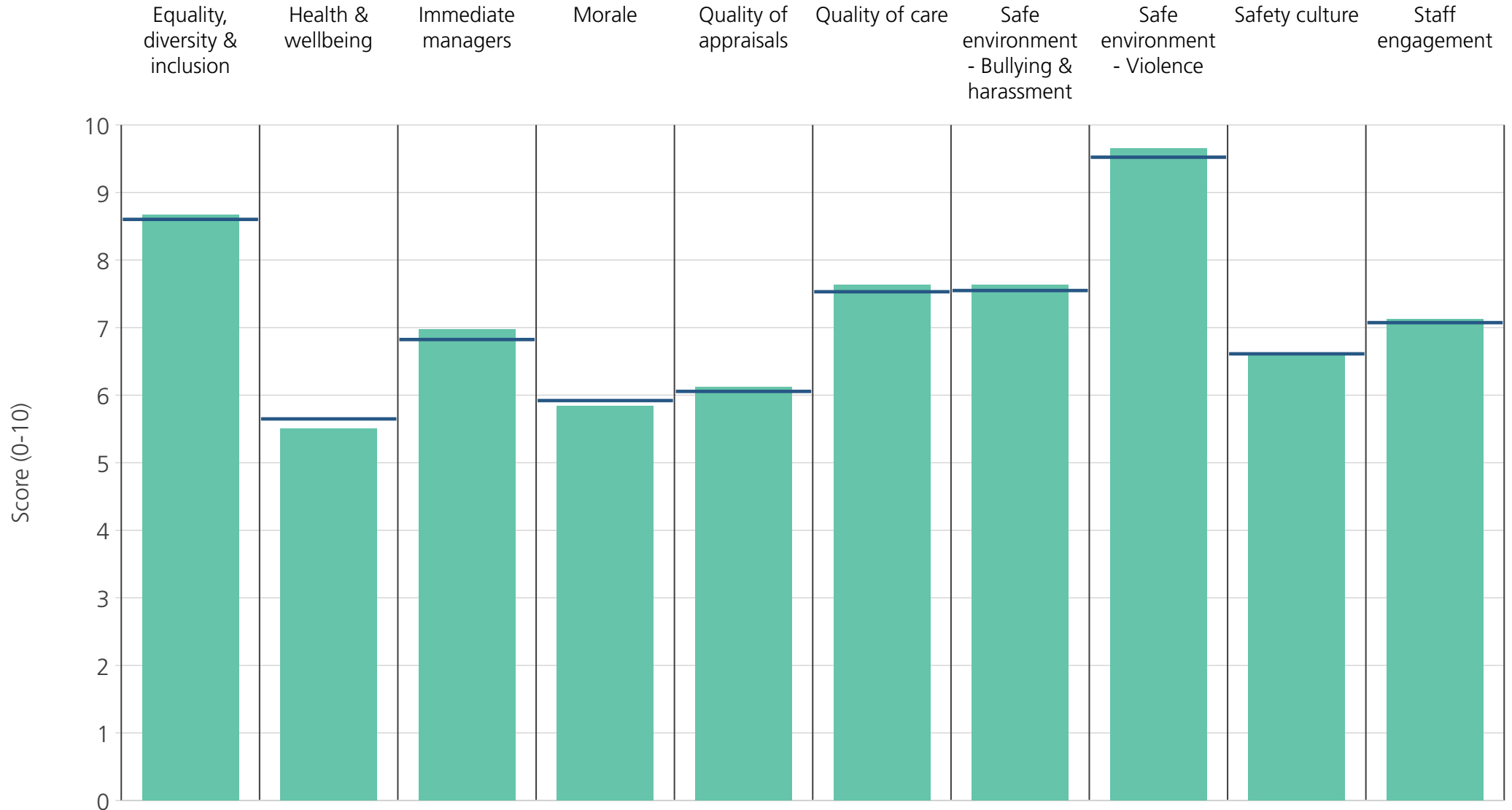
<b>Directorate</b>	8.5	5.6	6.8	6.0	6.1	7.6	7.2	9.4	6.7	7.2
<b>Your org</b>	8.6	5.6	6.8	5.9	6.1	7.5	7.5	9.5	6.6	7.1
<b>Responses</b>	1109	1115	1120	1090	952	1073	1108	1107	1105	1130

# Directorates 2

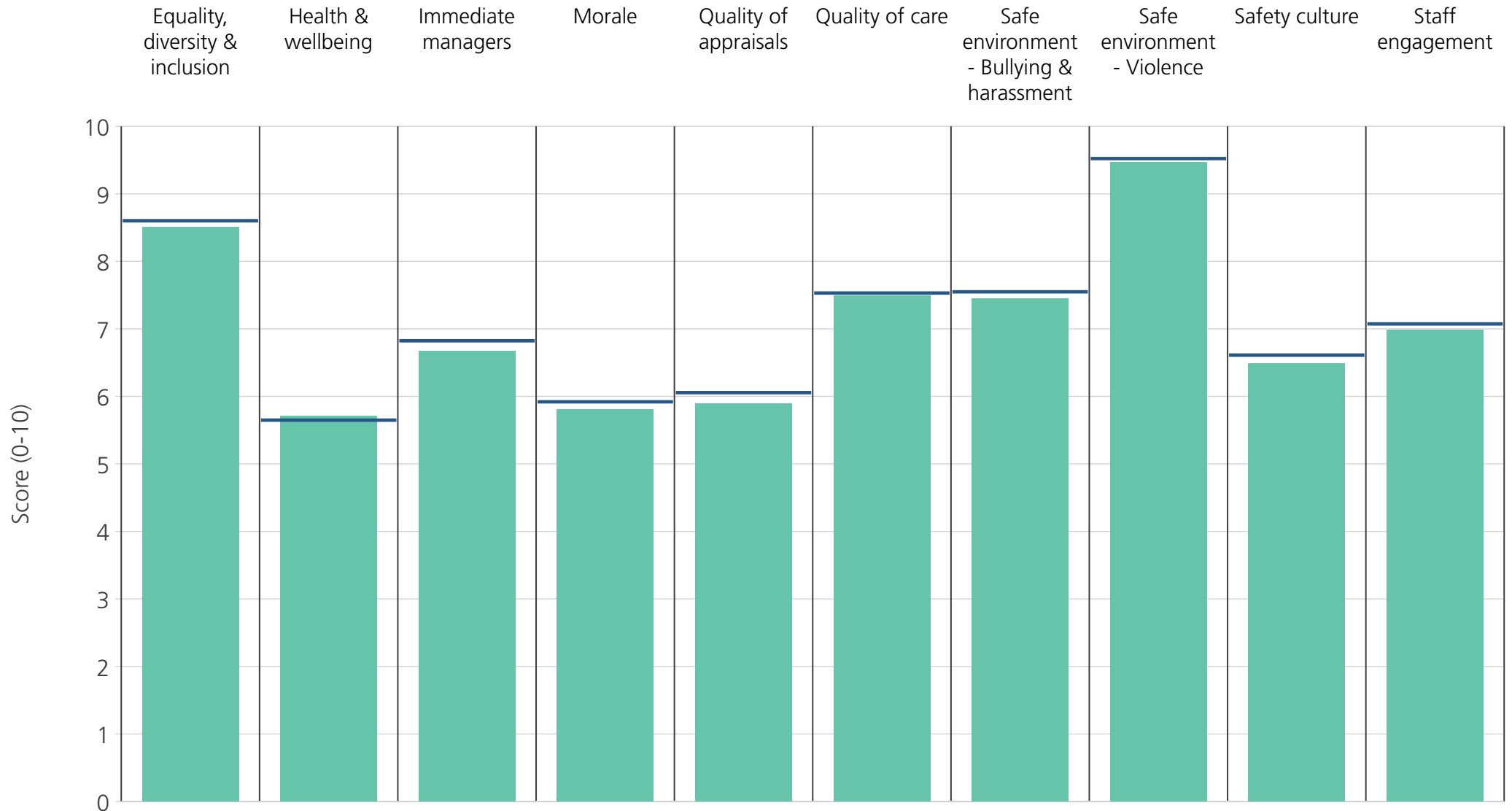
Royal Free London NHS Foundation Trust  
2018 NHS Staff Survey Results



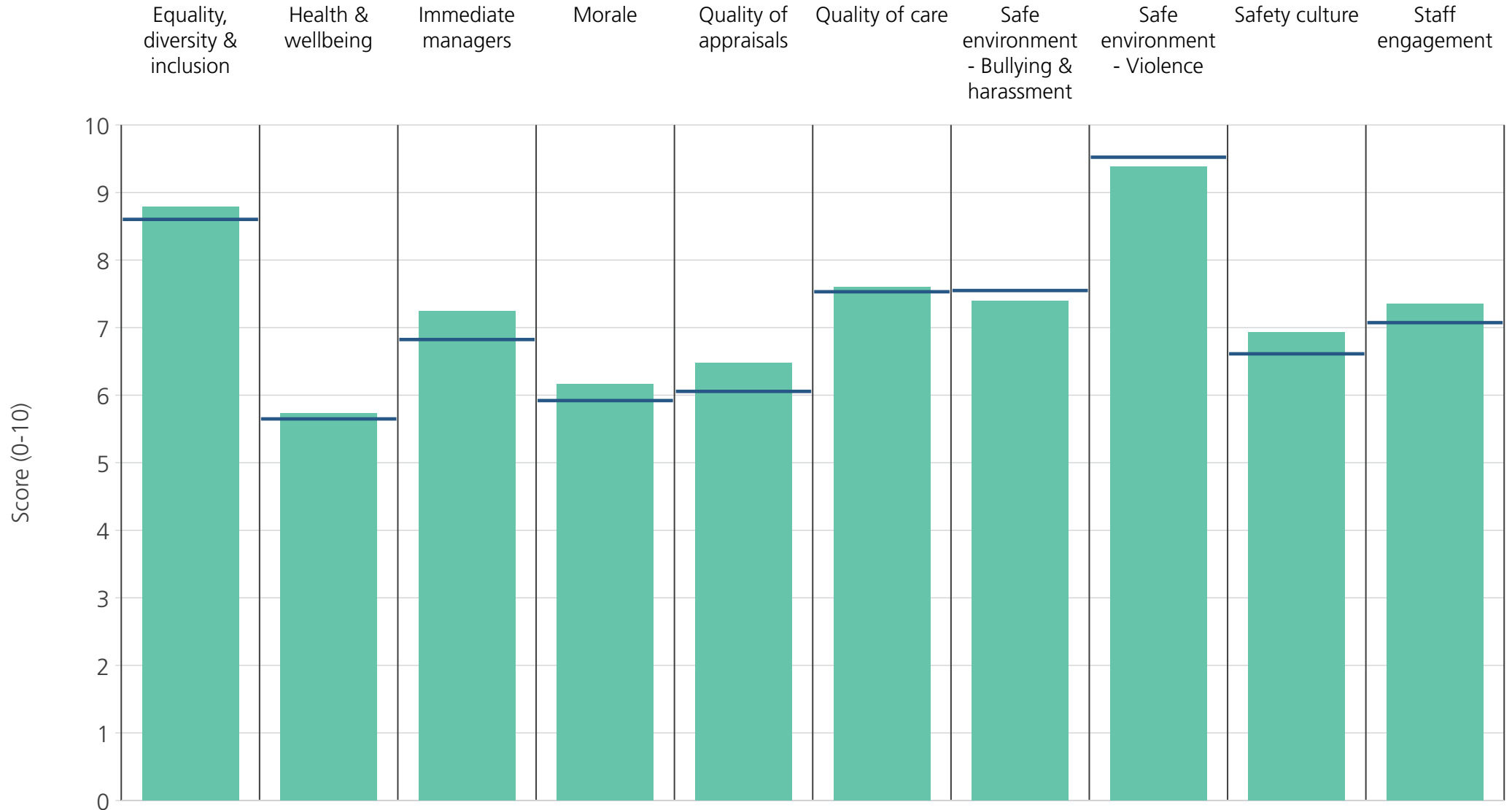
Directorate	8.8	5.7	6.9	5.8	6.5	7.6	7.6	9.4	6.7	7.1
Your org	8.6	5.6	6.8	5.9	6.1	7.5	7.5	9.5	6.6	7.1
Responses	424	427	423	413	357	387	423	425	422	431



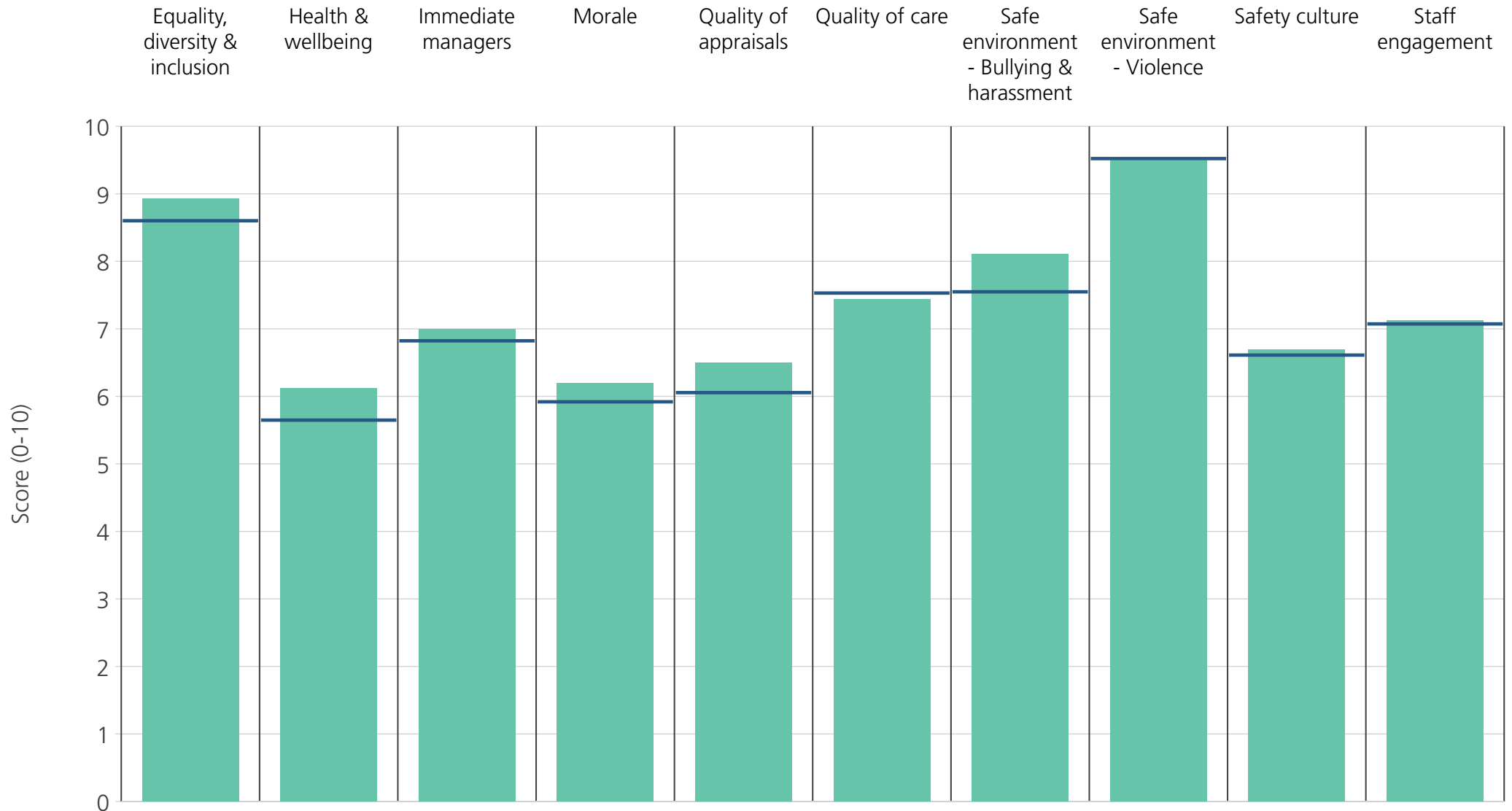
<b>Directorate</b>	8.7	5.5	7.0	5.8	6.1	7.6	7.6	9.6	6.6	7.1
<b>Your org</b>	8.6	5.6	6.8	5.9	6.1	7.5	7.5	9.5	6.6	7.1
<b>Responses</b>	706	712	715	702	614	615	706	707	703	721



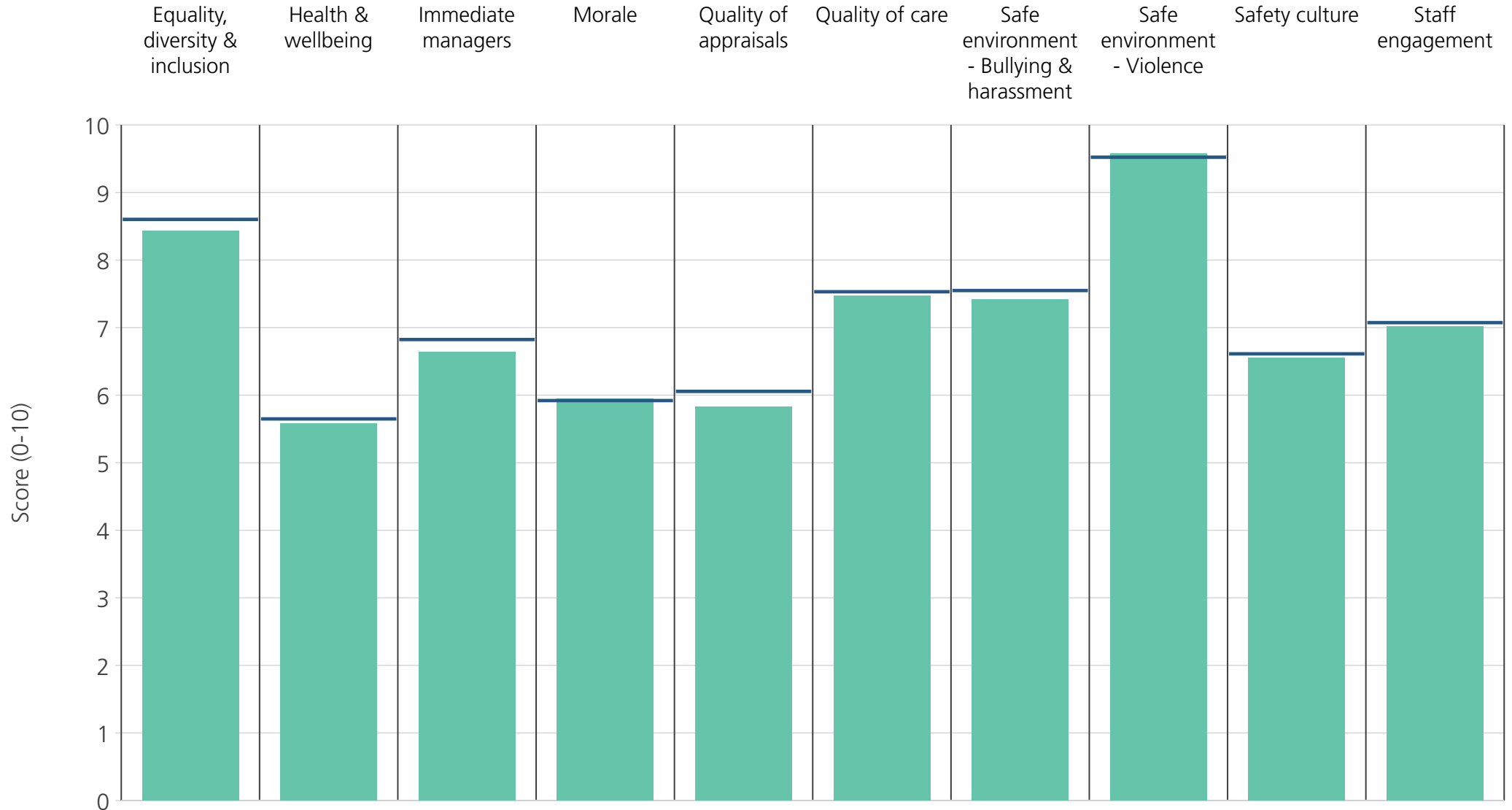
<b>Directorate</b>	8.5	5.7	6.7	5.8	5.9	7.5	7.4	9.5	6.5	7.0
<b>Your org</b>	8.6	5.6	6.8	5.9	6.1	7.5	7.5	9.5	6.6	7.1
<b>Responses</b>	536	539	546	533	478	487	540	535	535	548



<b>Directorate</b>	8.8	5.7	7.2	6.2	6.5	7.6	7.4	9.4	6.9	7.4
<b>Your org</b>	8.6	5.6	6.8	5.9	6.1	7.5	7.5	9.5	6.6	7.1
<b>Responses</b>	210	209	209	209	125	186	210	209	209	213



<b>Directorate</b>	8.9	6.1	7.0	6.2	6.5	7.4	8.1	9.5	6.7	7.1
<b>Your org</b>	8.6	5.6	6.8	5.9	6.1	7.5	7.5	9.5	6.6	7.1
<b>Responses</b>	233	238	238	231	124	215	239	236	234	240



<b>Directorate</b>	8.4	5.6	6.6	5.9	5.8	7.5	7.4	9.6	6.6	7.0
<b>Your org</b>	8.6	5.6	6.8	5.9	6.1	7.5	7.5	9.5	6.6	7.1
<b>Responses</b>	1049	1049	1052	1038	927	971	1038	1034	1050	1061