

# Taunton and Somerset NHS Foundation Trust

2018 NHS Staff Survey

**Directorate Report**

**Contents**

Introduction . . . . .	3
Themes – Directorates 1 . . . . .	4
Acute Medicine . . . . .	5
Surgery . . . . .	6
Operational Management . . . . .	7
Women And Children . . . . .	8
Corporate Directorate . . . . .	9
HOPE and Clinical Support . . . . .	10
Maternity Pay . . . . .	11
Trainee Clinical Psychologists . . . . .	12

This directorate report for Taunton and Somerset NHS Foundation Trust contains results by directorate for themes from the 2018 NHS Staff Survey. These results are compared to the unweighted average for your organisation.

**Please note:** It is possible that there are differences between the 'Your org' scores reported in this directorate report and those in the benchmark report. This is because the results in the benchmark report are weighted to allow for fair comparisons between organisations of a similar type. However, in this report comparisons are made within your organisation so the unweighted organisation result is a more appropriate point of comparison.

The directorate breakdowns used in this report were provided and defined by Taunton and Somerset NHS Foundation Trust. Details of how the theme scores were calculated are included in the Technical Document, available to download from our [results website](#).

## Key features

Breakdown type and **directorate name** are specified in the header. Black text in the header is hyperlinked: clicking on '2018 NHS Staff Survey Results' navigates back to the contents page.

Directorate results are presented in the context of the (unweighted) **organisation average ('Your org')**, so it is easy to tell if a directorate is performing better or worse than the organisation average. For all themes, a higher score is a better result than a lower score.

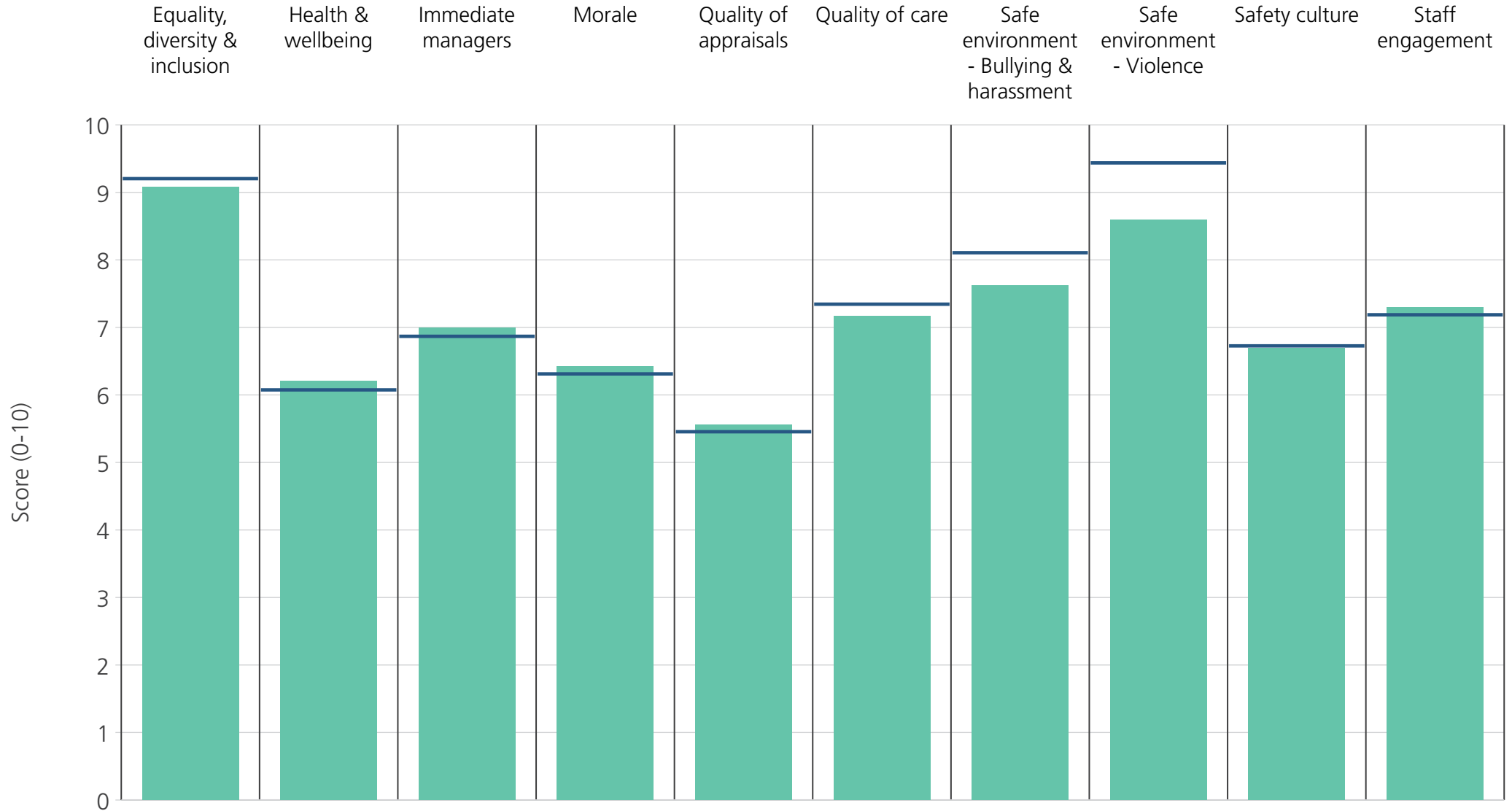
The **number of responses** feeding into each theme score **for the given directorate** is specified below the table containing the directorate and trust scores.



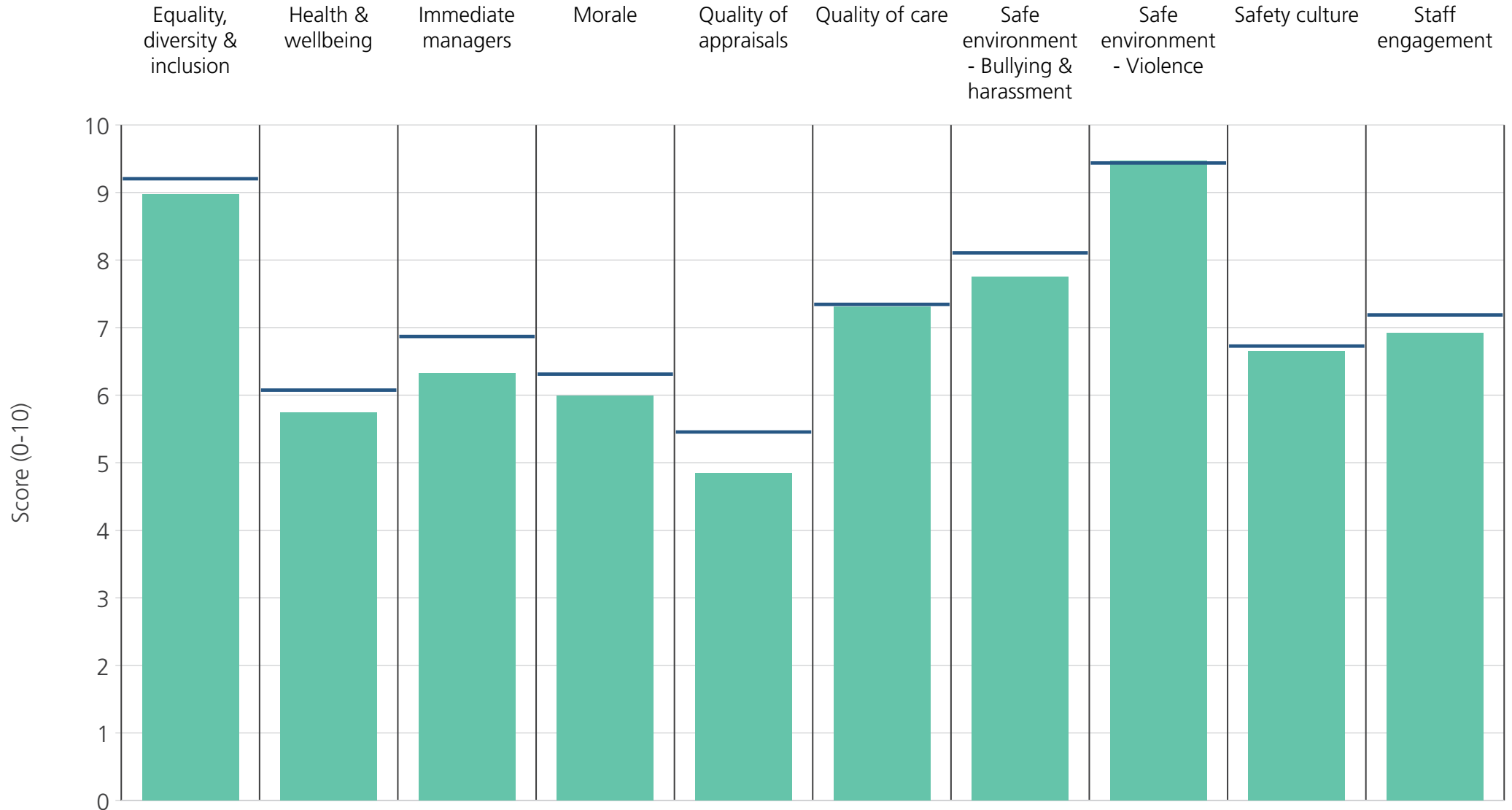
**! Note:** when there are less than 11 responses in a group, results are suppressed to protect staff confidentiality

# Directorates 1

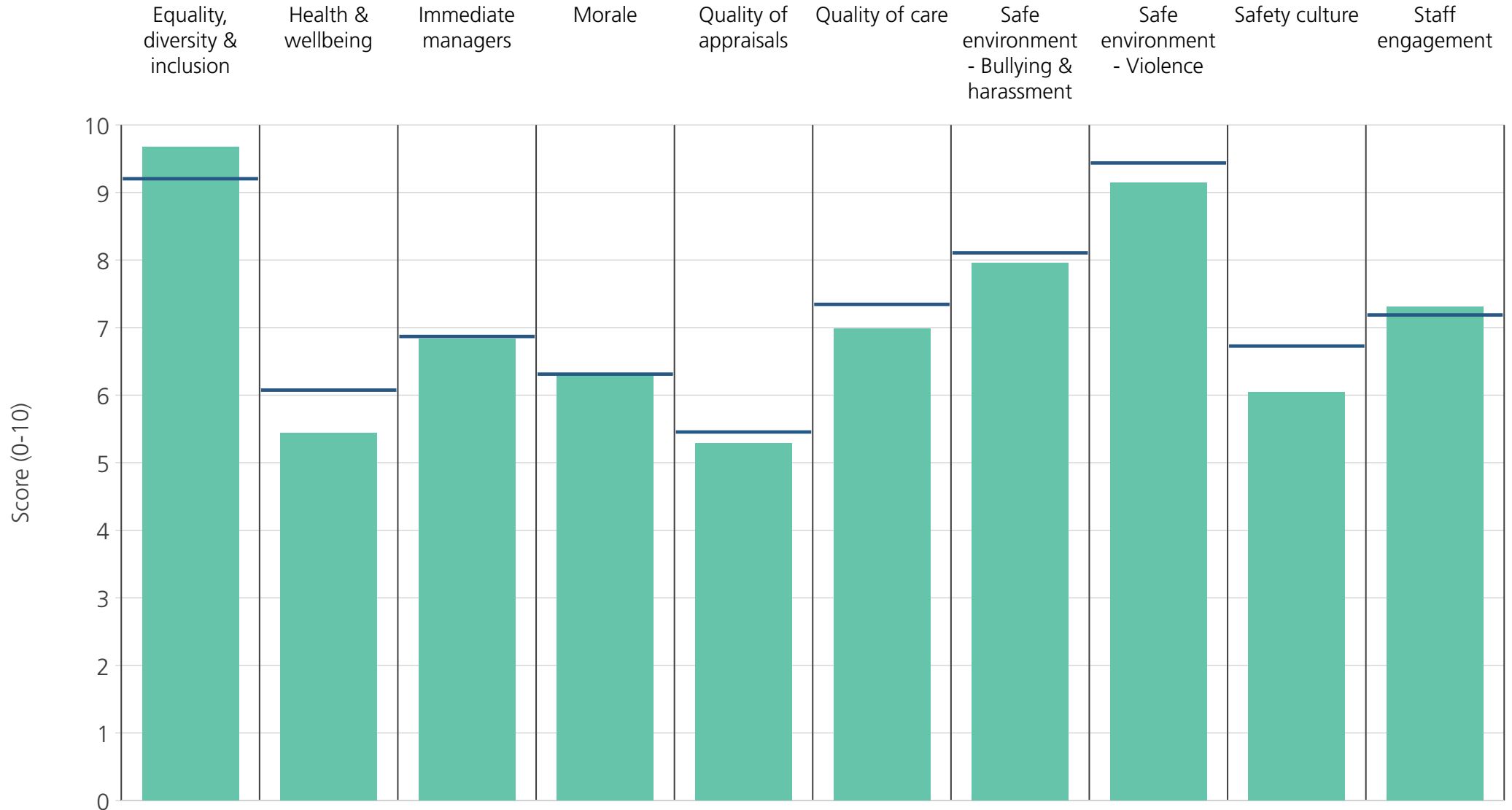
Taunton and Somerset NHS Foundation Trust  
2018 NHS Staff Survey Results



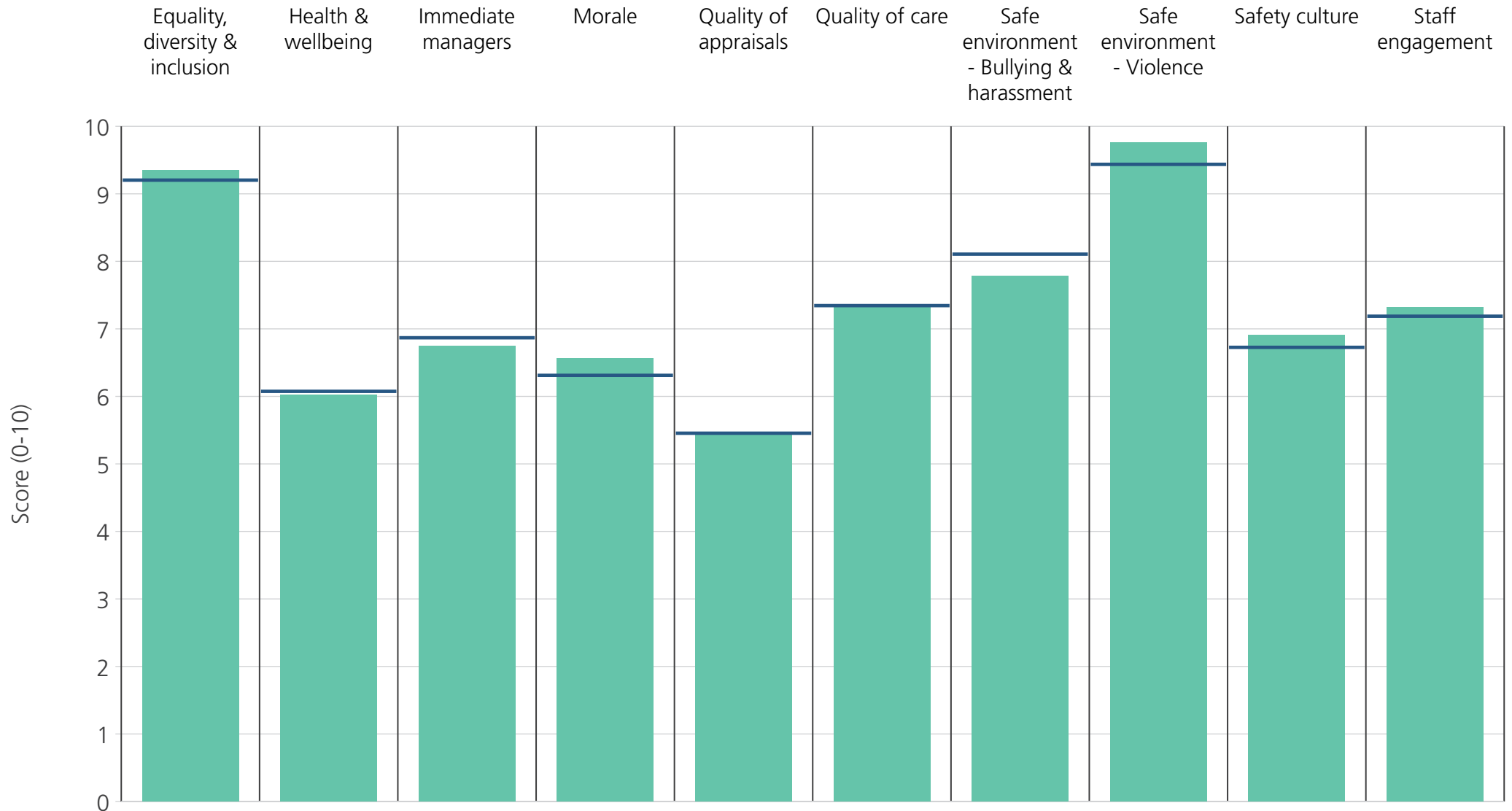
<b>Directorate</b>	9.1	6.2	7.0	6.4	5.6	7.2	7.6	8.6	6.7	7.3
<b>Your org</b>	9.2	6.1	6.9	6.3	5.5	7.3	8.1	9.4	6.7	7.2
<b>Responses</b>	313	311	314	303	262	300	310	310	306	320



<b>Directorate</b>	9.0	5.7	6.3	6.0	4.8	7.3	7.8	9.5	6.6	6.9
<b>Your org</b>	9.2	6.1	6.9	6.3	5.5	7.3	8.1	9.4	6.7	7.2
<b>Responses</b>	446	446	453	433	381	433	446	444	440	464

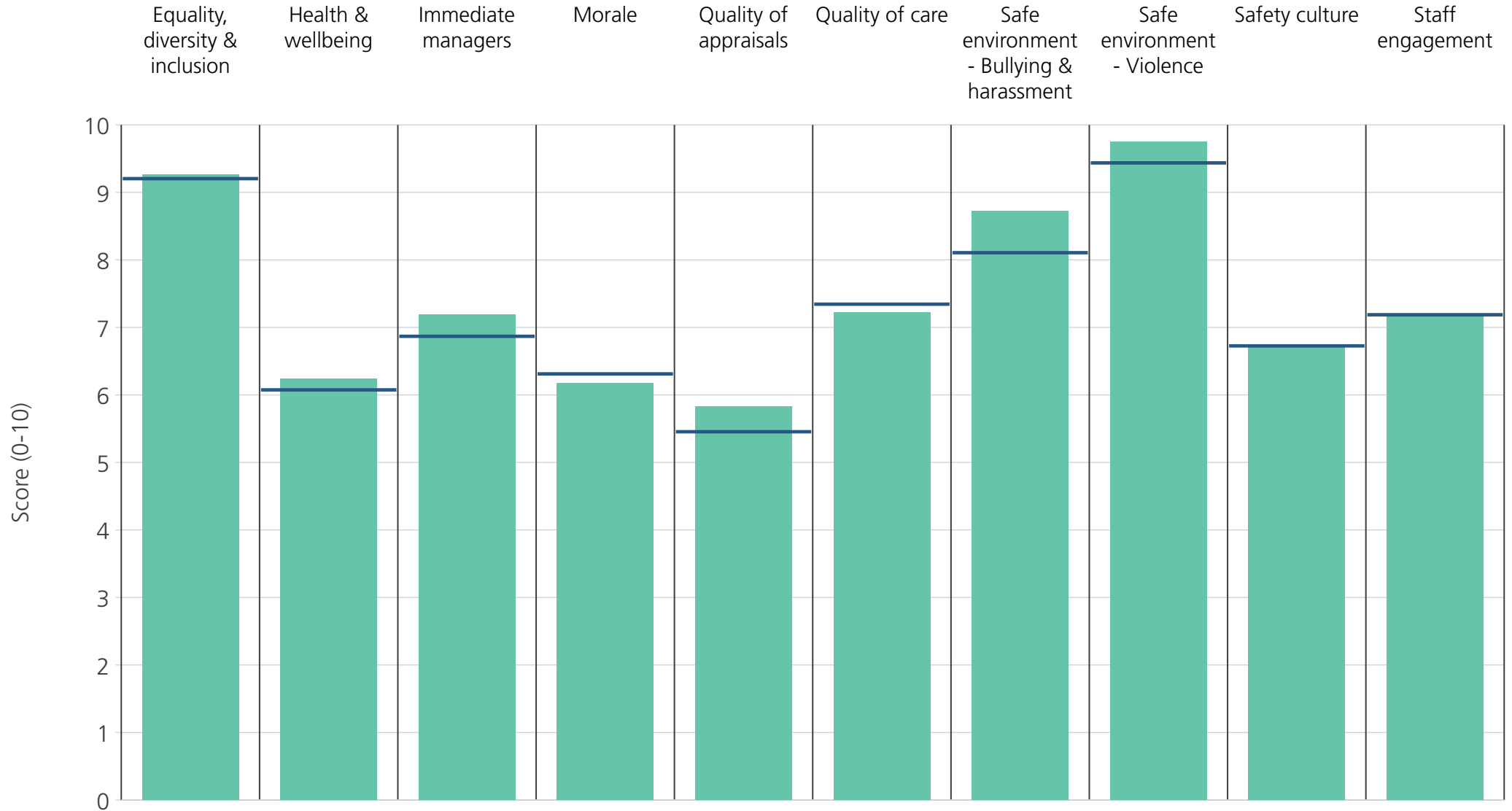


<b>Directorate</b>	9.7	5.4	6.8	6.3	5.3	7.0	8.0	9.1	6.0	7.3
<b>Your org</b>	9.2	6.1	6.9	6.3	5.5	7.3	8.1	9.4	6.7	7.2
<b>Responses</b>	31	31	31	31	31	24	31	31	31	31

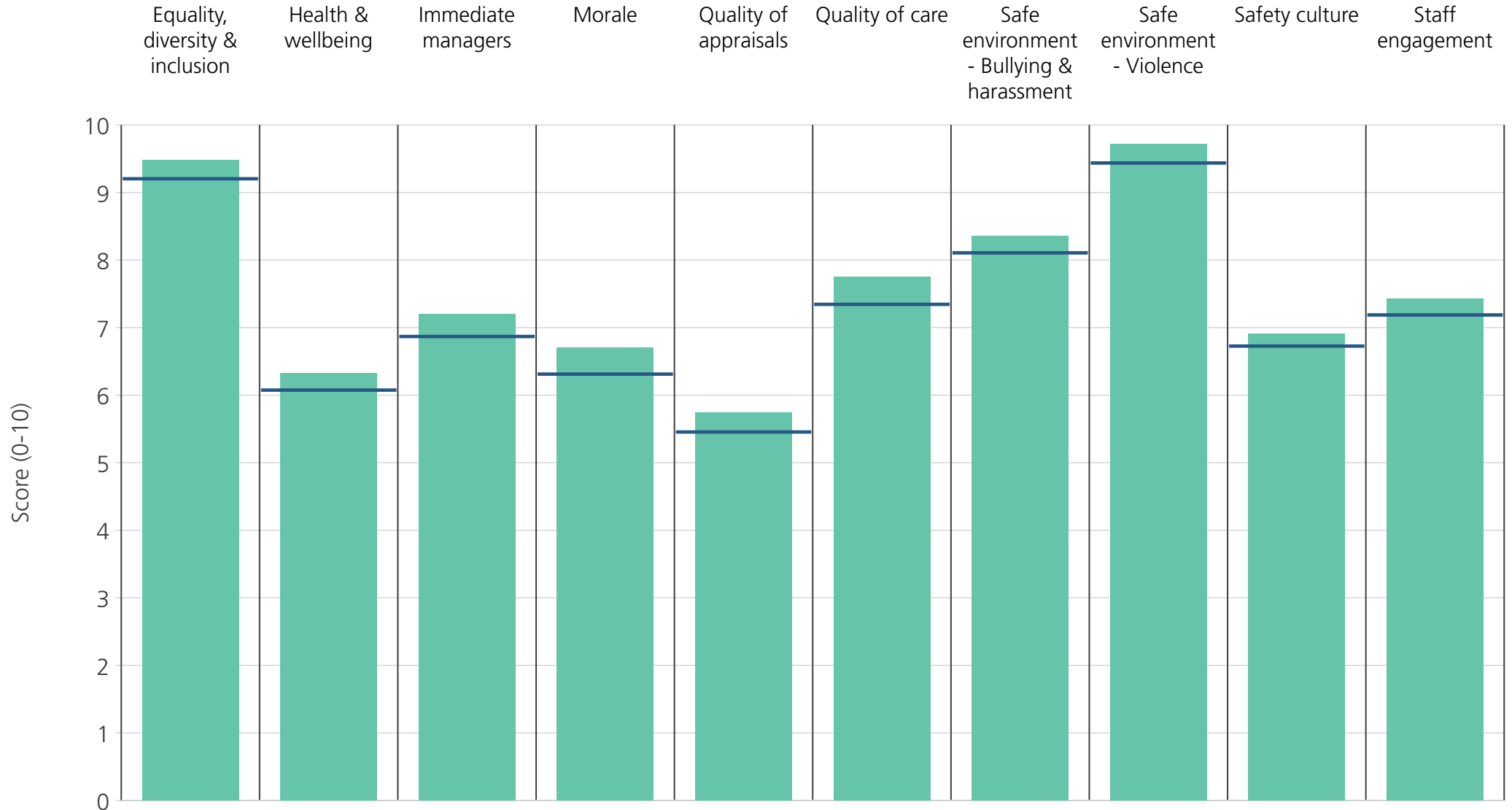


<b>Directorate</b>	9.4	6.0	6.7	6.6	5.5	7.3	7.8	9.8	6.9	7.3
<b>Your org</b>	9.2	6.1	6.9	6.3	5.5	7.3	8.1	9.4	6.7	7.2
<b>Responses</b>	150	150	150	146	135	145	149	150	148	153

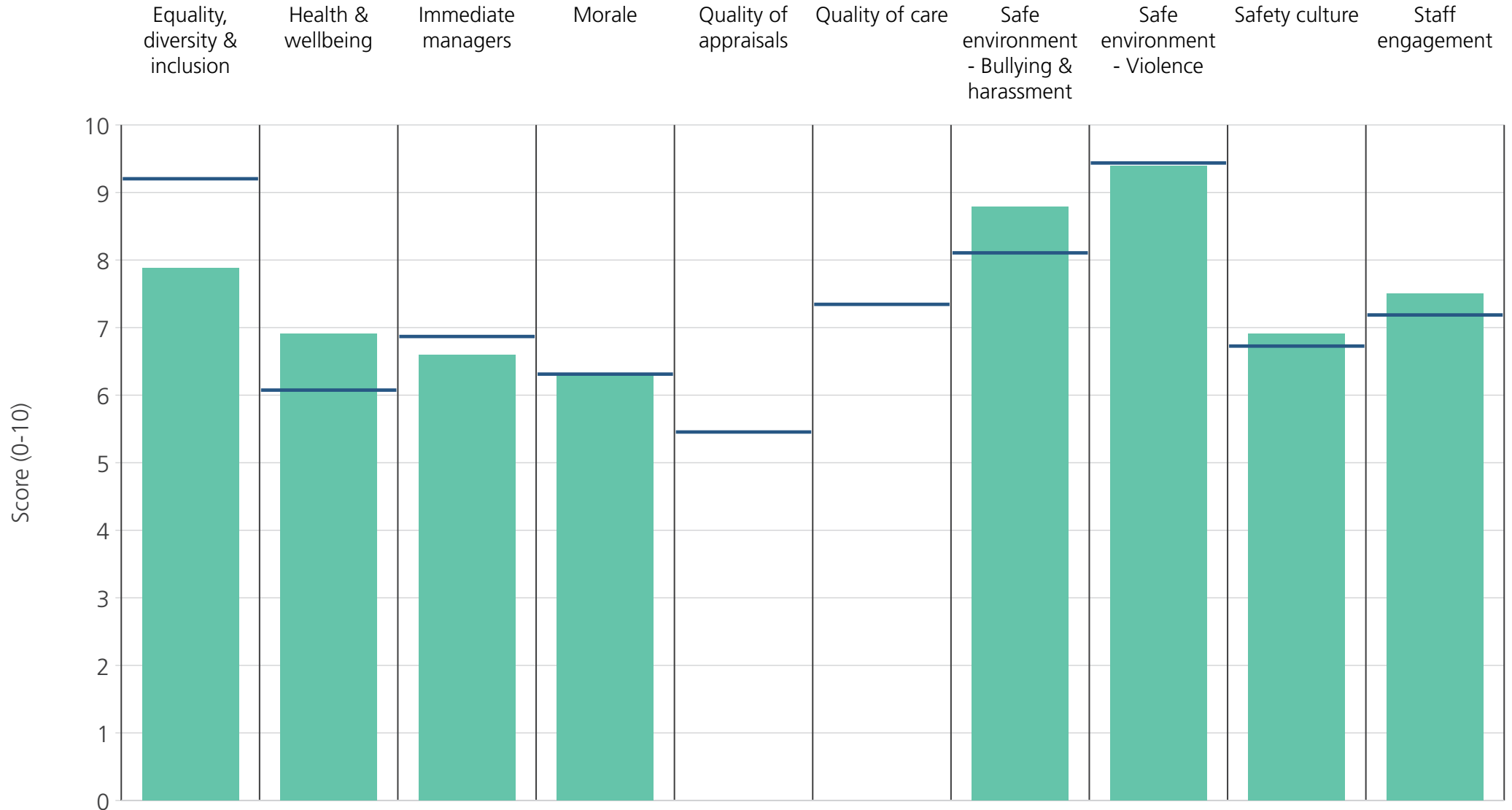




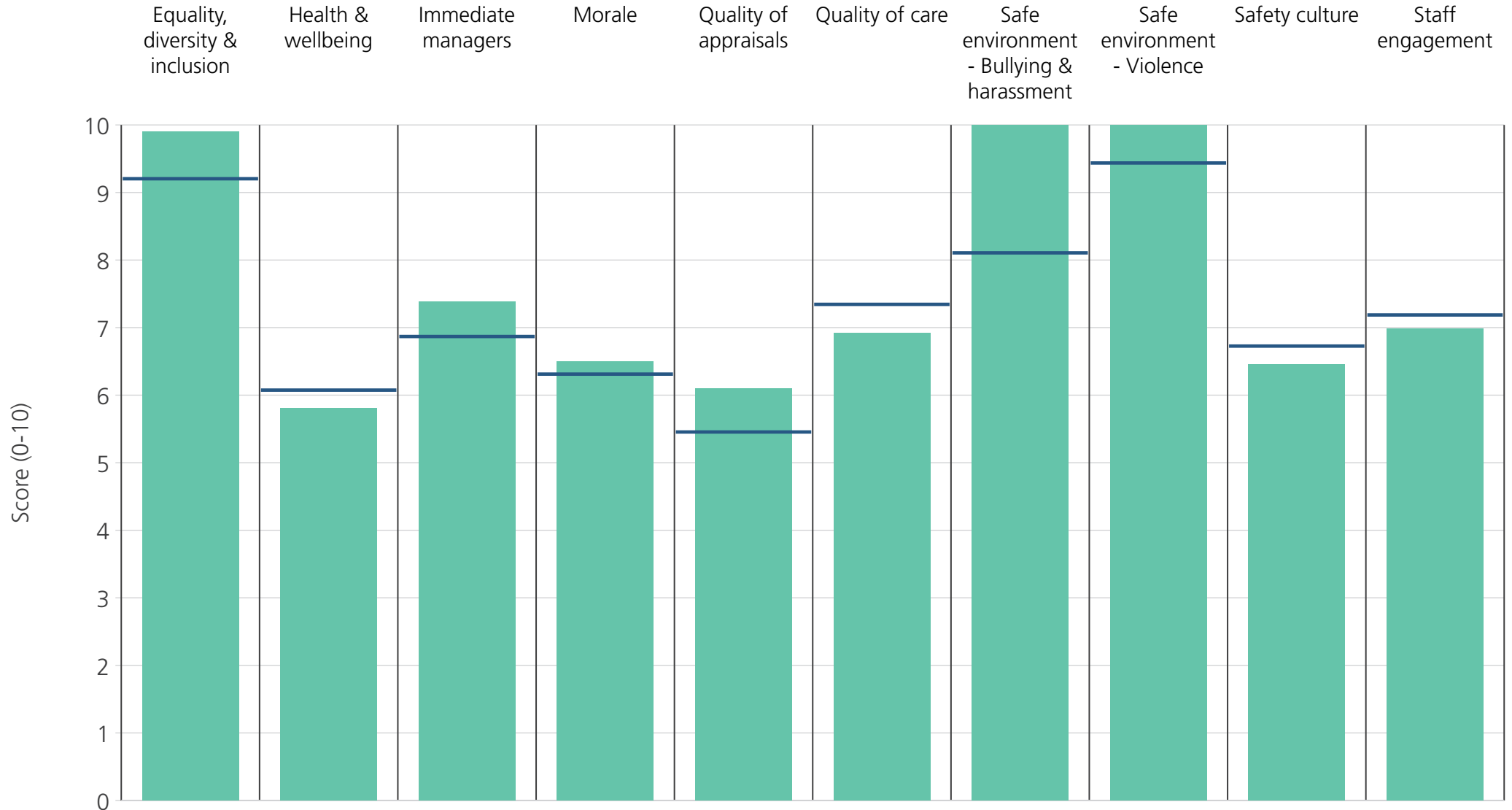
<b>Directorate</b>	9.3	6.2	7.2	6.2	5.8	7.2	8.7	9.7	6.7	7.2
<b>Your org</b>	9.2	6.1	6.9	6.3	5.5	7.3	8.1	9.4	6.7	7.2
<b>Responses</b>	375	377	377	368	337	220	377	377	373	383



<b>Directorate</b>	9.5	6.3	7.2	6.7	5.7	7.8	8.4	9.7	6.9	7.4
<b>Your org</b>	9.2	6.1	6.9	6.3	5.5	7.3	8.1	9.4	6.7	7.2
<b>Responses</b>	290	290	293	287	258	282	288	290	290	295



<b>Directorate</b>	7.9	6.9	6.6	6.3			8.8	9.4	6.9	7.5
<b>Your org</b>	9.2	6.1	6.9	6.3	5.5	7.3	8.1	9.4	6.7	7.2
<b>Responses</b>	11	11	11	11	7	8	11	11	11	12



<b>Directorate</b>	9.9	5.8	7.4	6.5	6.1	6.9	10.0	10.0	6.5	7.0
<b>Your org</b>	9.2	6.1	6.9	6.3	5.5	7.3	8.1	9.4	6.7	7.2
<b>Responses</b>	26	26	26	25	17	26	26	26	26	26