

# The Christie NHS Foundation Trust

2018 NHS Staff Survey

**Directorate Report**

**Contents**

Introduction . . . . .	3	Nursing and Midwifery Registered . . . . .	25
Themes – Directorates 1 . . . . .	4		
Christie Medical Physics and Engineering . . . . .	5		
Clinical Networked Services . . . . .	6		
Clinical Support and Specialist Surgery . . . . .	7		
Corporate Development . . . . .	8		
Education (School of Oncology) . . . . .	9		
Estates & Facilities . . . . .	10		
Finance & Business Development . . . . .	11		
Performance . . . . .	12		
Quality and Standards . . . . .	13		
Research and Development . . . . .	14		
Trust Administration . . . . .	15		
Workforce . . . . .	16		
Themes – Directorates 2 . . . . .	17		
Add Prof Scientific and Technic . . . . .	18		
Additional Clinical Services . . . . .	19		
Administrative and Clerical . . . . .	20		
Allied Health Professionals . . . . .	21		
Estates and Ancillary . . . . .	22		
Healthcare Scientists . . . . .	23		
Medical and Dental . . . . .	24		

This directorate report for The Christie NHS Foundation Trust contains results by directorate for themes from the 2018 NHS Staff Survey. These results are compared to the unweighted average for your organisation.

**Please note:** It is possible that there are differences between the 'Your org' scores reported in this directorate report and those in the benchmark report. This is because the results in the benchmark report are weighted to allow for fair comparisons between organisations of a similar type. However, in this report comparisons are made within your organisation so the unweighted organisation result is a more appropriate point of comparison.

The directorate breakdowns used in this report were provided and defined by The Christie NHS Foundation Trust. Details of how the theme scores were calculated are included in the Technical Document, available to download from our [results website](#).

## Key features

Breakdown type and **directorate name** are specified in the header. Black text in the header is hyperlinked: clicking on '2018 NHS Staff Survey Results' navigates back to the contents page.

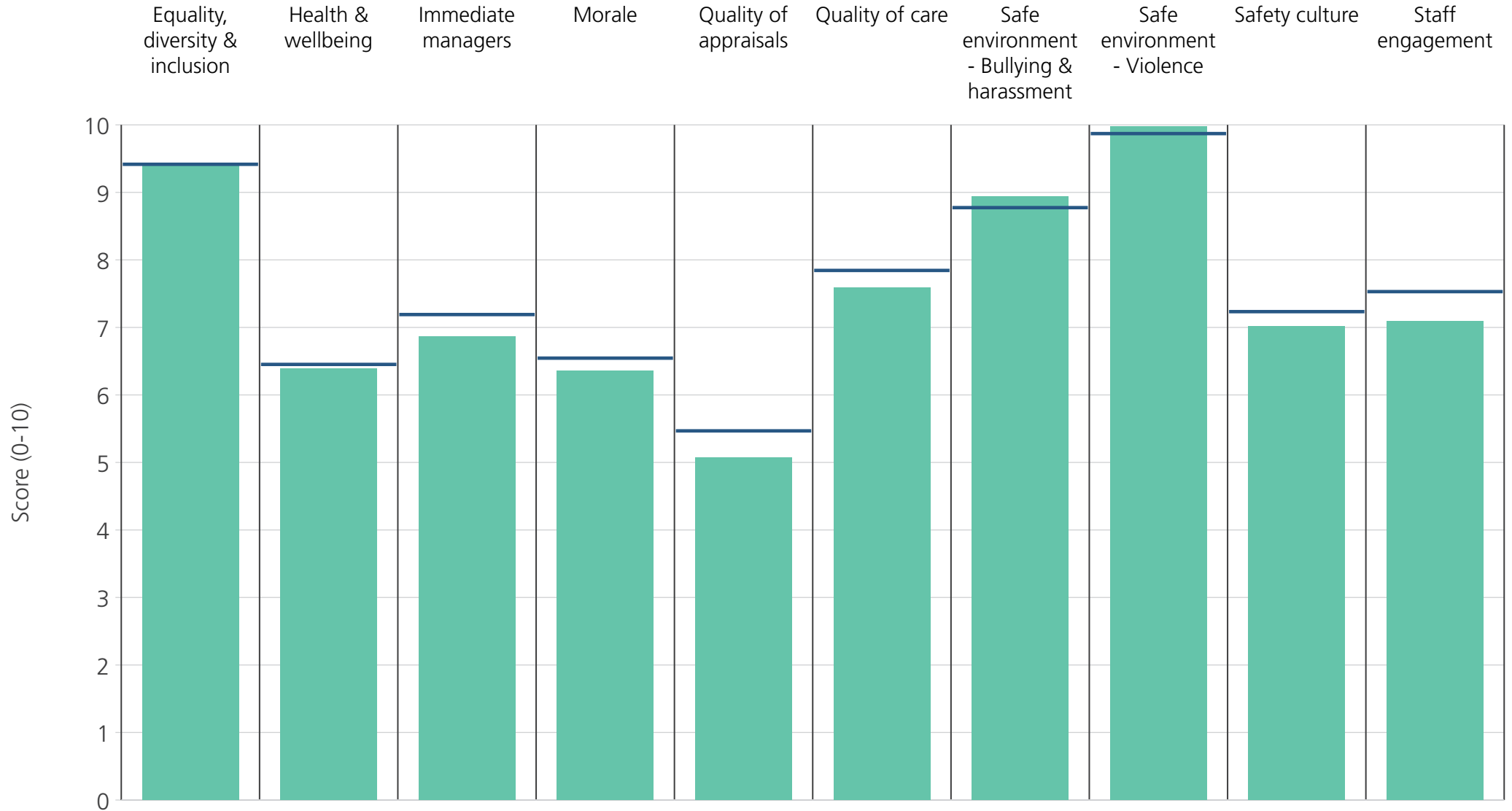
Directorate results are presented in the context of the (unweighted) **organisation average ('Your org')**, so it is easy to tell if a directorate is performing better or worse than the organisation average. For all themes, a higher score is a better result than a lower score.

The **number of responses** feeding into each theme score **for the given directorate** is specified below the table containing the directorate and trust scores.

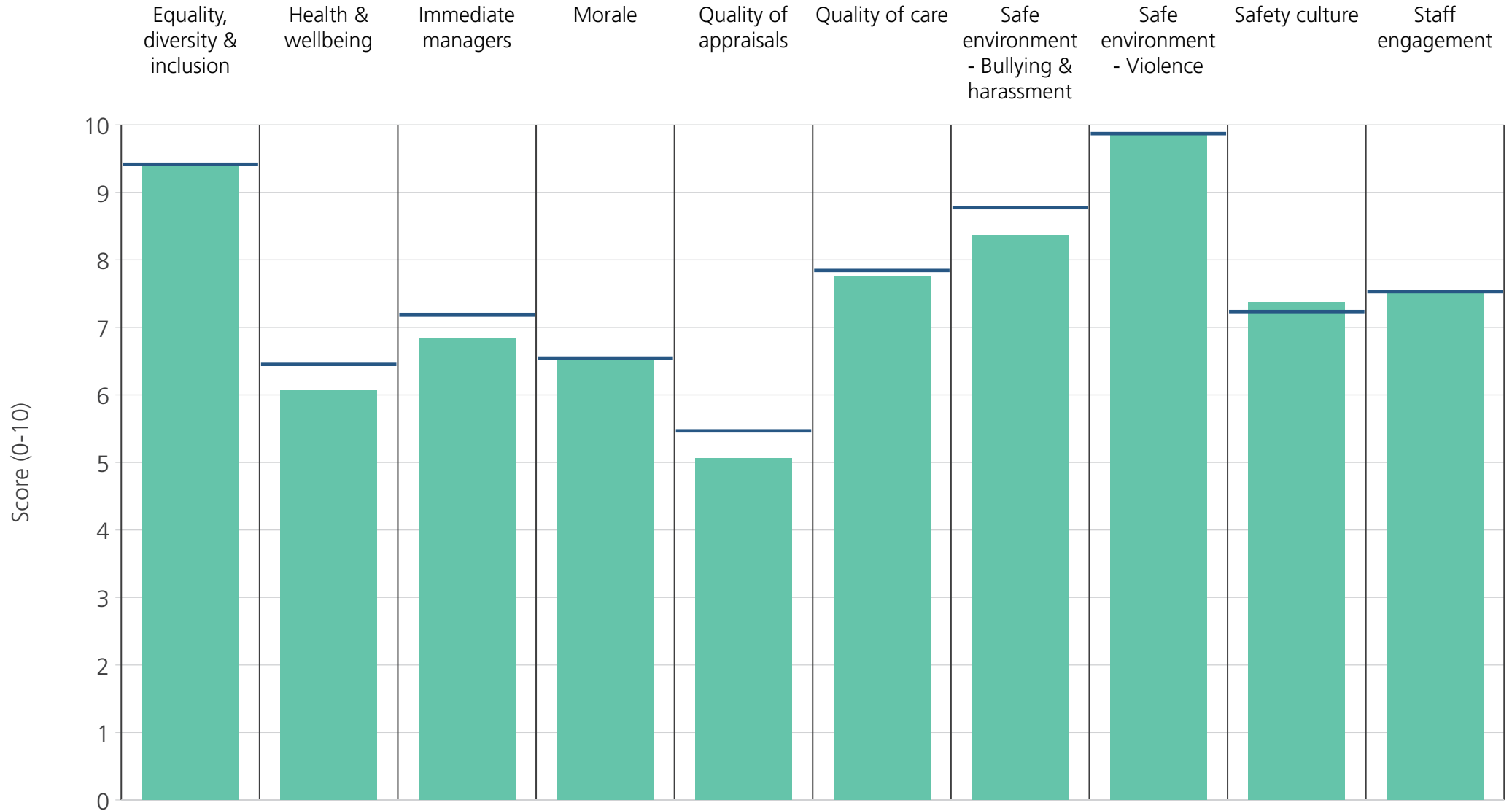


**! Note:** when there are less than 11 responses in a group, results are suppressed to protect staff confidentiality

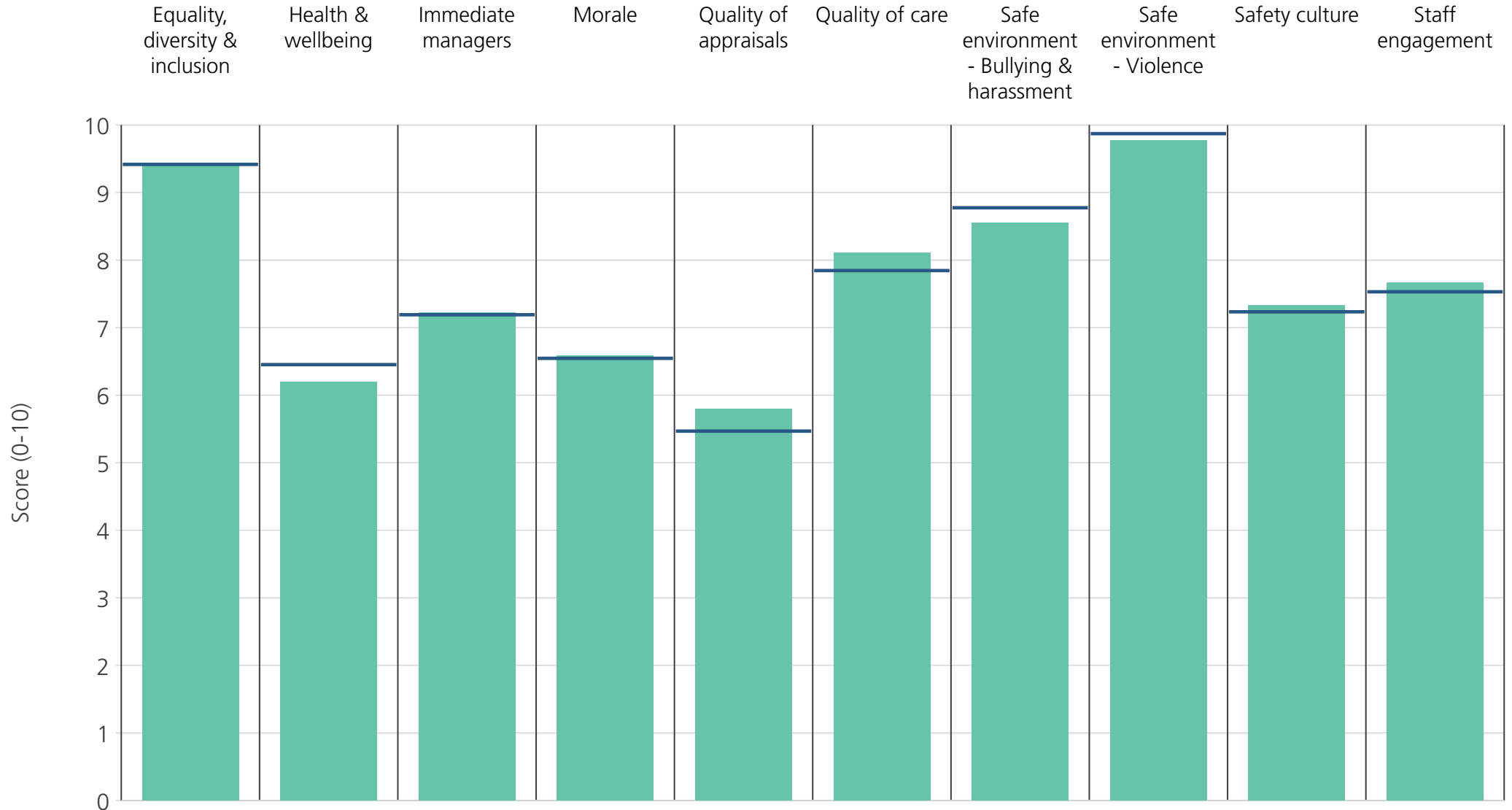
# Directorates 1



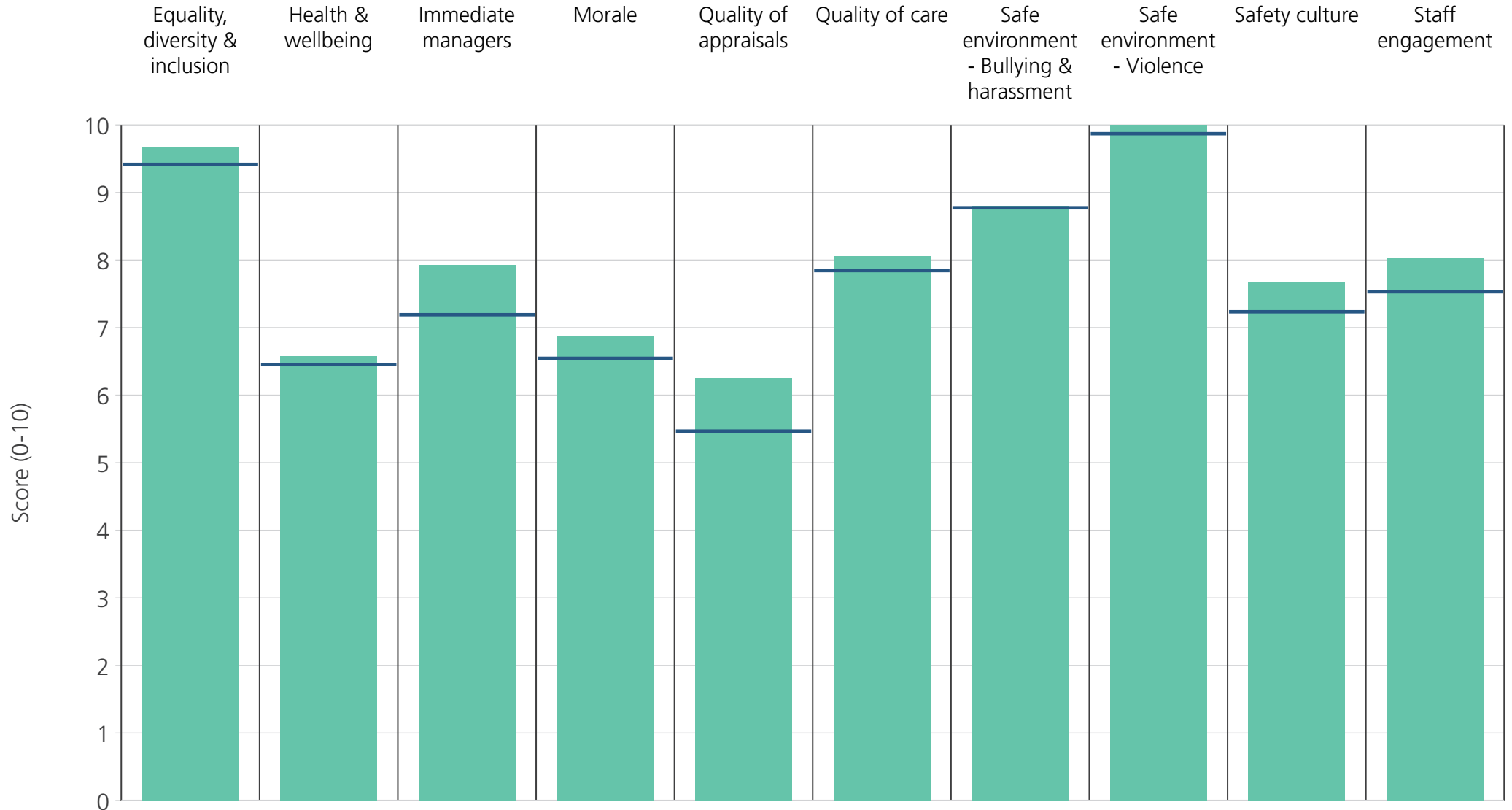
<b>Directorate</b>	9.4	6.4	6.9	6.4	5.1	7.6	8.9	10.0	7.0	7.1
<b>Your org</b>	9.4	6.5	7.2	6.5	5.5	7.8	8.8	9.9	7.2	7.5
<b>Responses</b>	145	146	146	145	127	131	146	144	145	148



<b>Directorate</b>	9.4	6.1	6.8	6.5	5.1	7.8	8.4	9.9	7.4	7.5
<b>Your org</b>	9.4	6.5	7.2	6.5	5.5	7.8	8.8	9.9	7.2	7.5
<b>Responses</b>	291	296	297	291	255	285	296	294	294	299

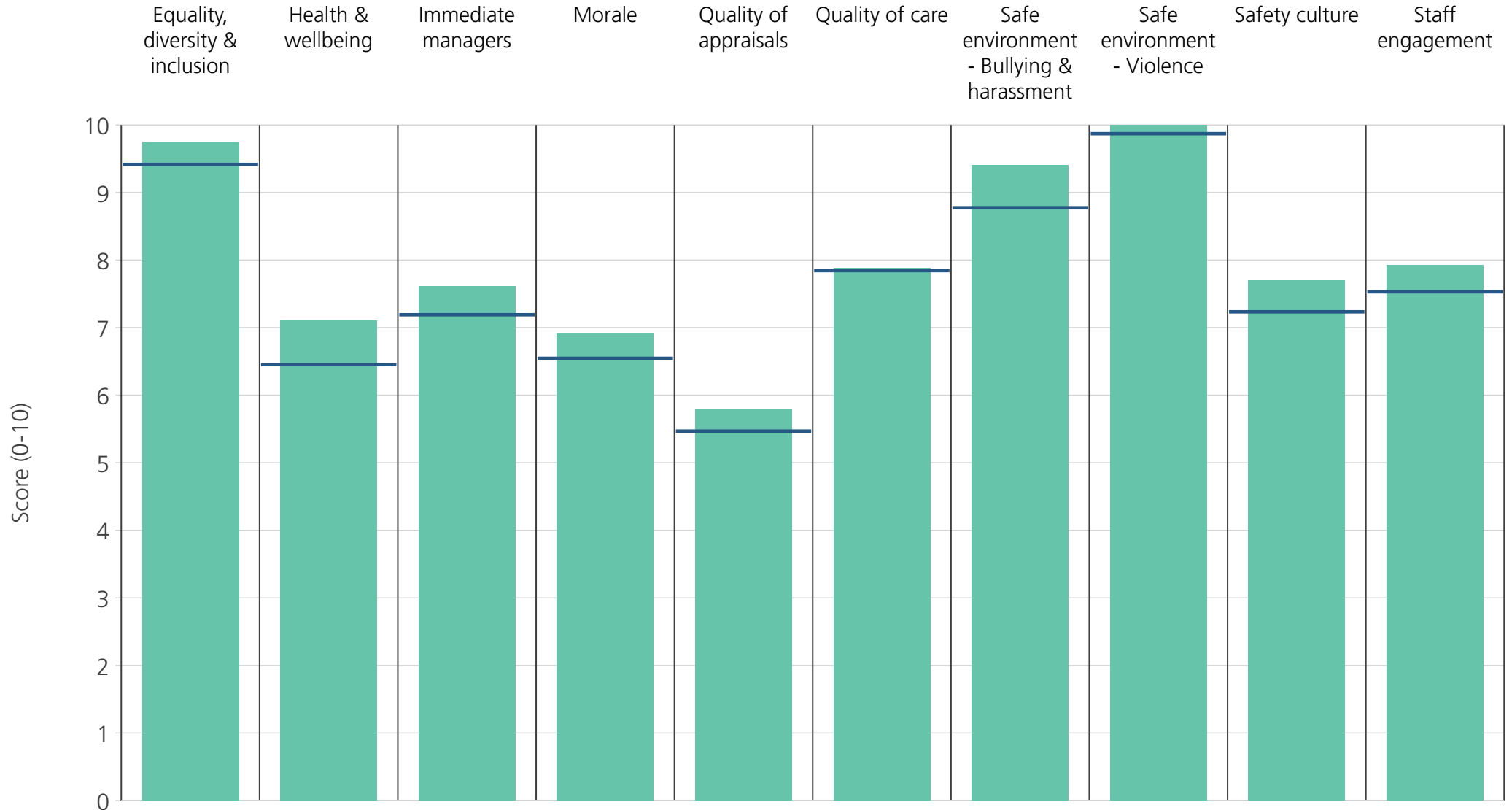


<b>Directorate</b>	9.4	6.2	7.2	6.6	5.8	8.1	8.5	9.8	7.3	7.7
<b>Your org</b>	9.4	6.5	7.2	6.5	5.5	7.8	8.8	9.9	7.2	7.5
<b>Responses</b>	277	281	281	275	246	258	280	277	279	281

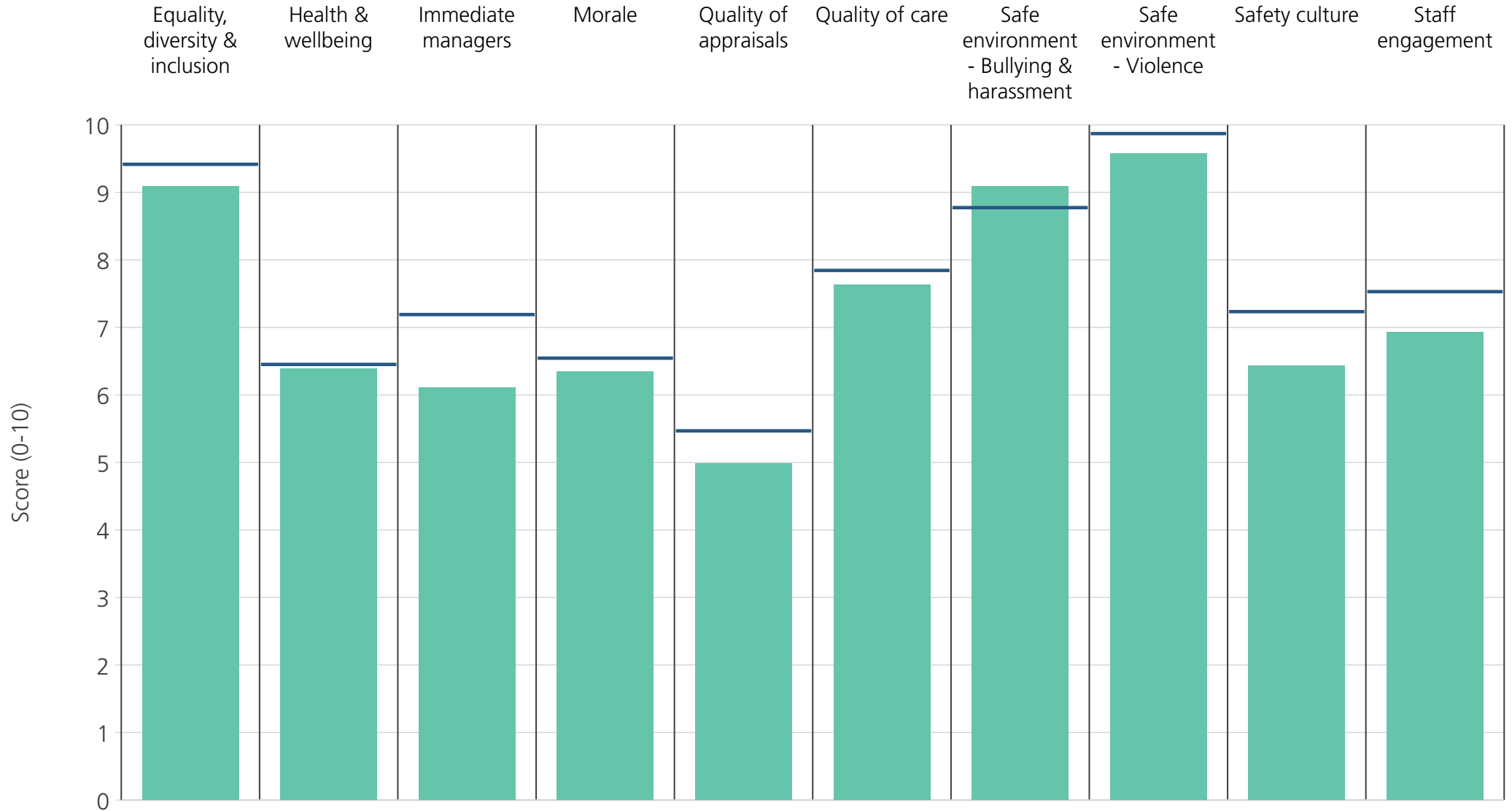


<b>Directorate</b>	9.7	6.6	7.9	6.9	6.3	8.1	8.8	10.0	7.7	8.0
<b>Your org</b>	9.4	6.5	7.2	6.5	5.5	7.8	8.8	9.9	7.2	7.5
<b>Responses</b>	31	32	32	32	25	15	32	31	31	32

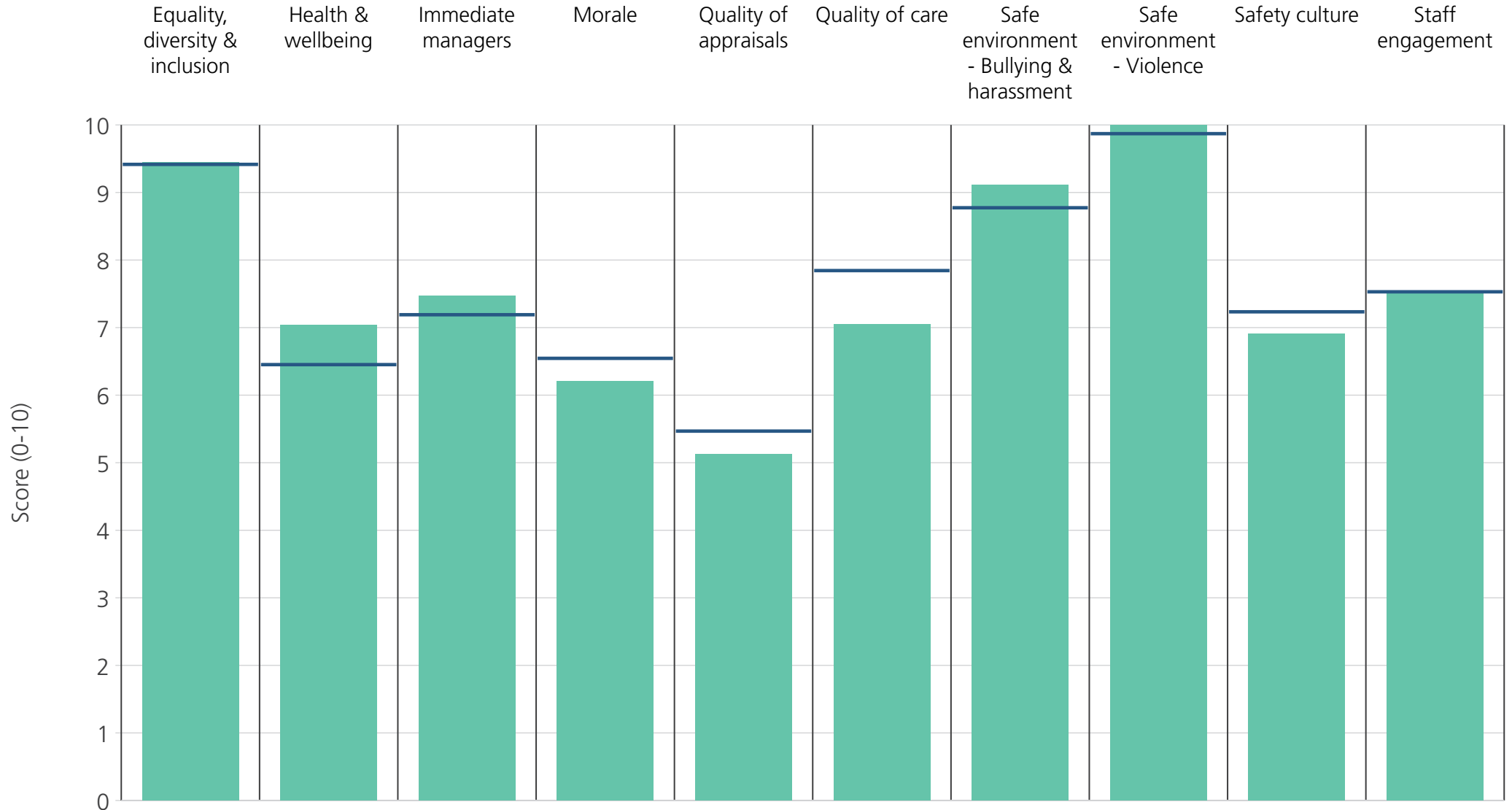




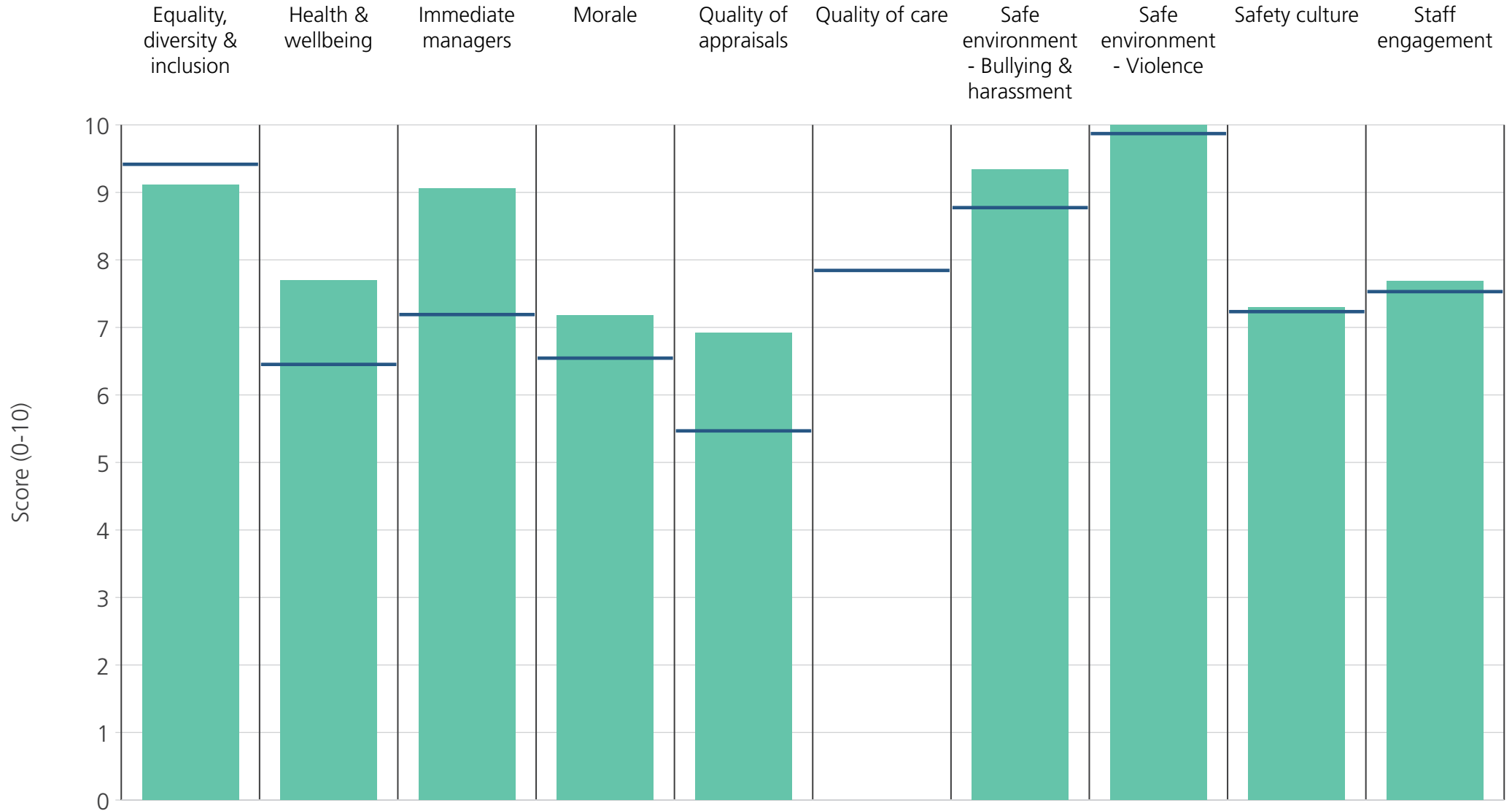
<b>Directorate</b>	9.7	7.1	7.6	6.9	5.8	7.9	9.4	10.0	7.7	7.9
<b>Your org</b>	9.4	6.5	7.2	6.5	5.5	7.8	8.8	9.9	7.2	7.5
<b>Responses</b>	39	39	39	39	36	11	39	39	38	40



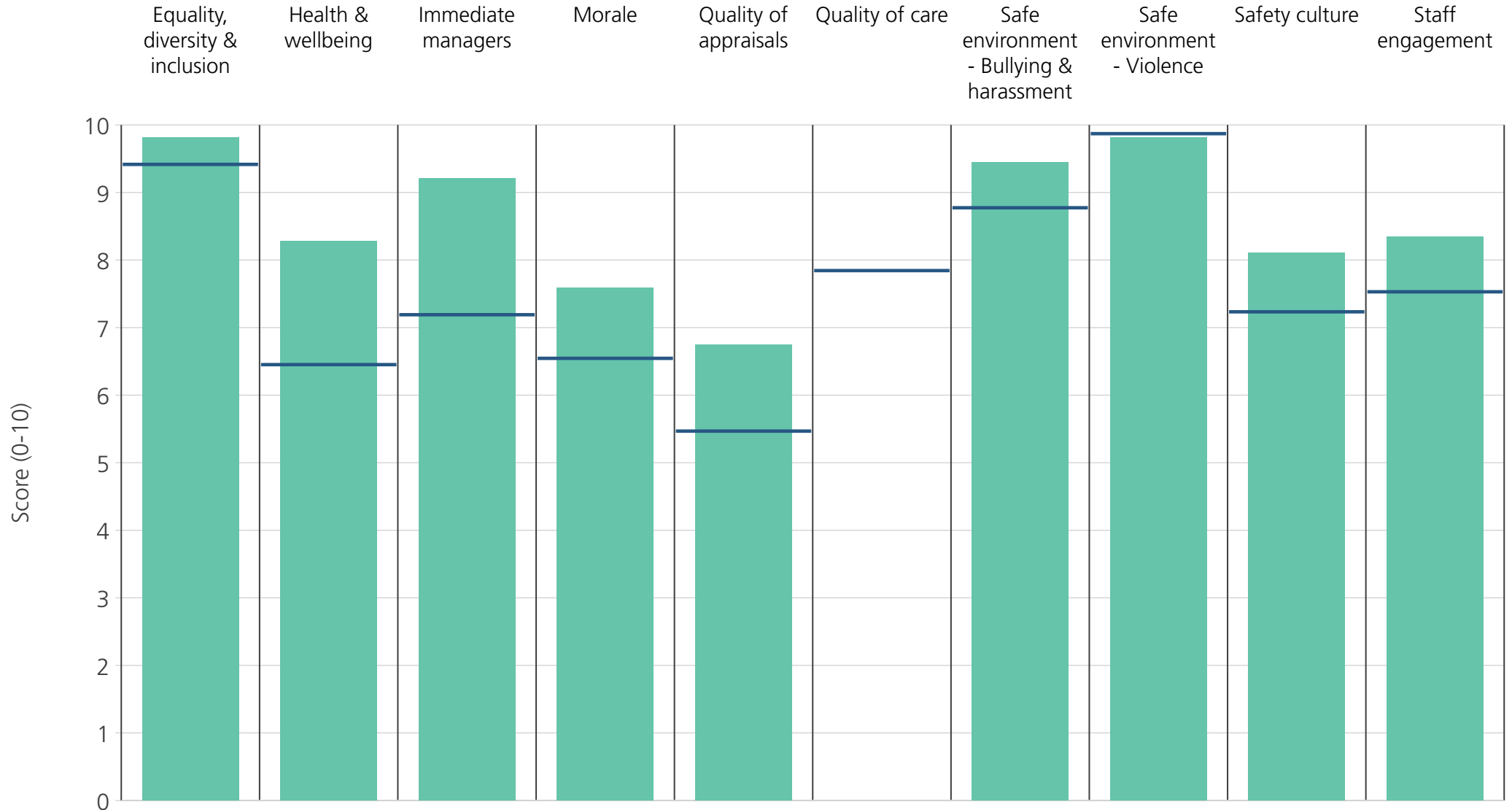
<b>Directorate</b>	9.1	6.4	6.1	6.3	5.0	7.6	9.1	9.6	6.4	6.9
<b>Your org</b>	9.4	6.5	7.2	6.5	5.5	7.8	8.8	9.9	7.2	7.5
<b>Responses</b>	109	111	111	105	84	86	108	110	105	111



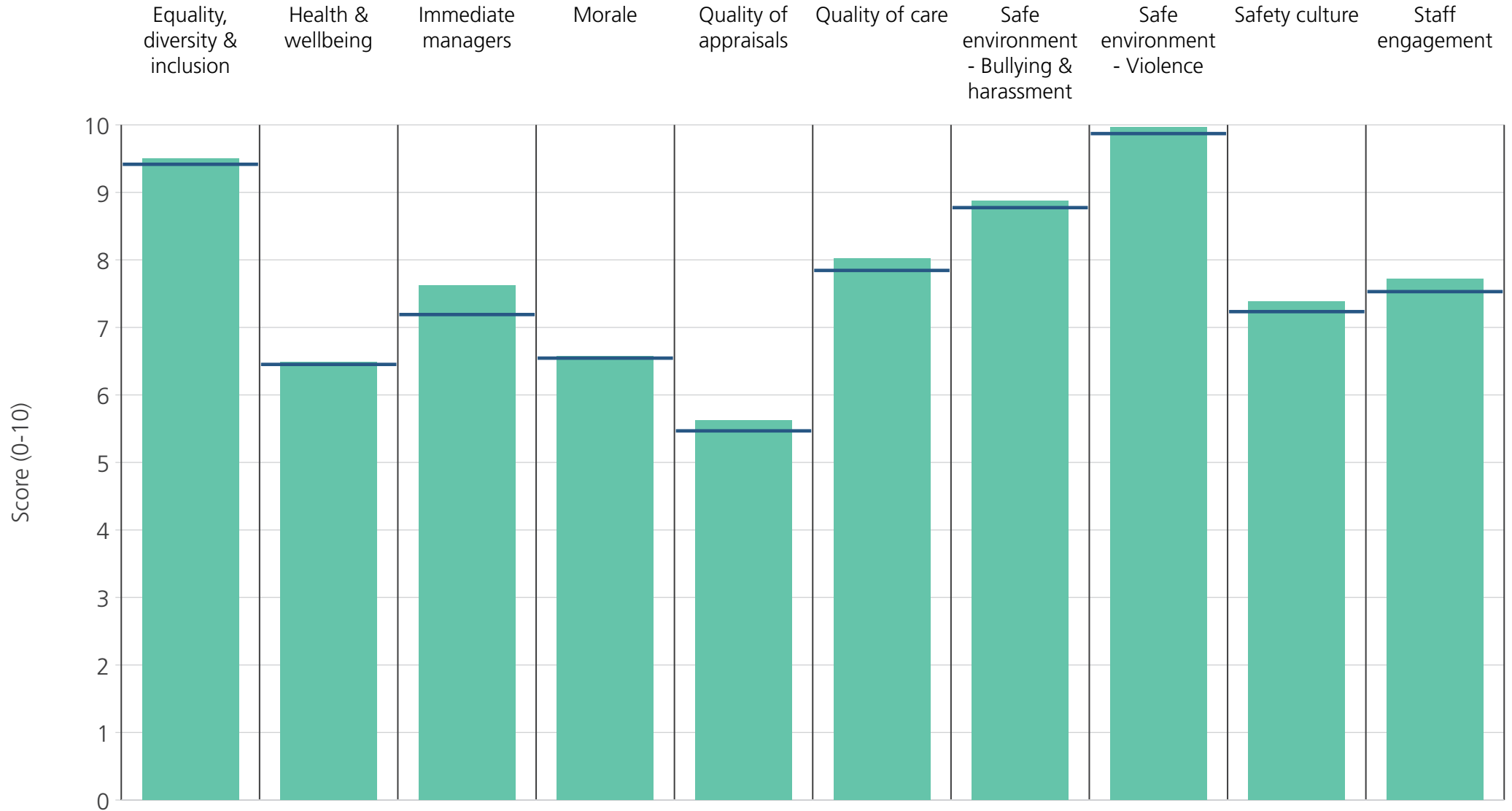
<b>Directorate</b>	9.5	7.0	7.5	6.2	5.1	7.0	9.1	10.0	6.9	7.5
<b>Your org</b>	9.4	6.5	7.2	6.5	5.5	7.8	8.8	9.9	7.2	7.5
<b>Responses</b>	97	95	97	97	80	31	97	96	94	98



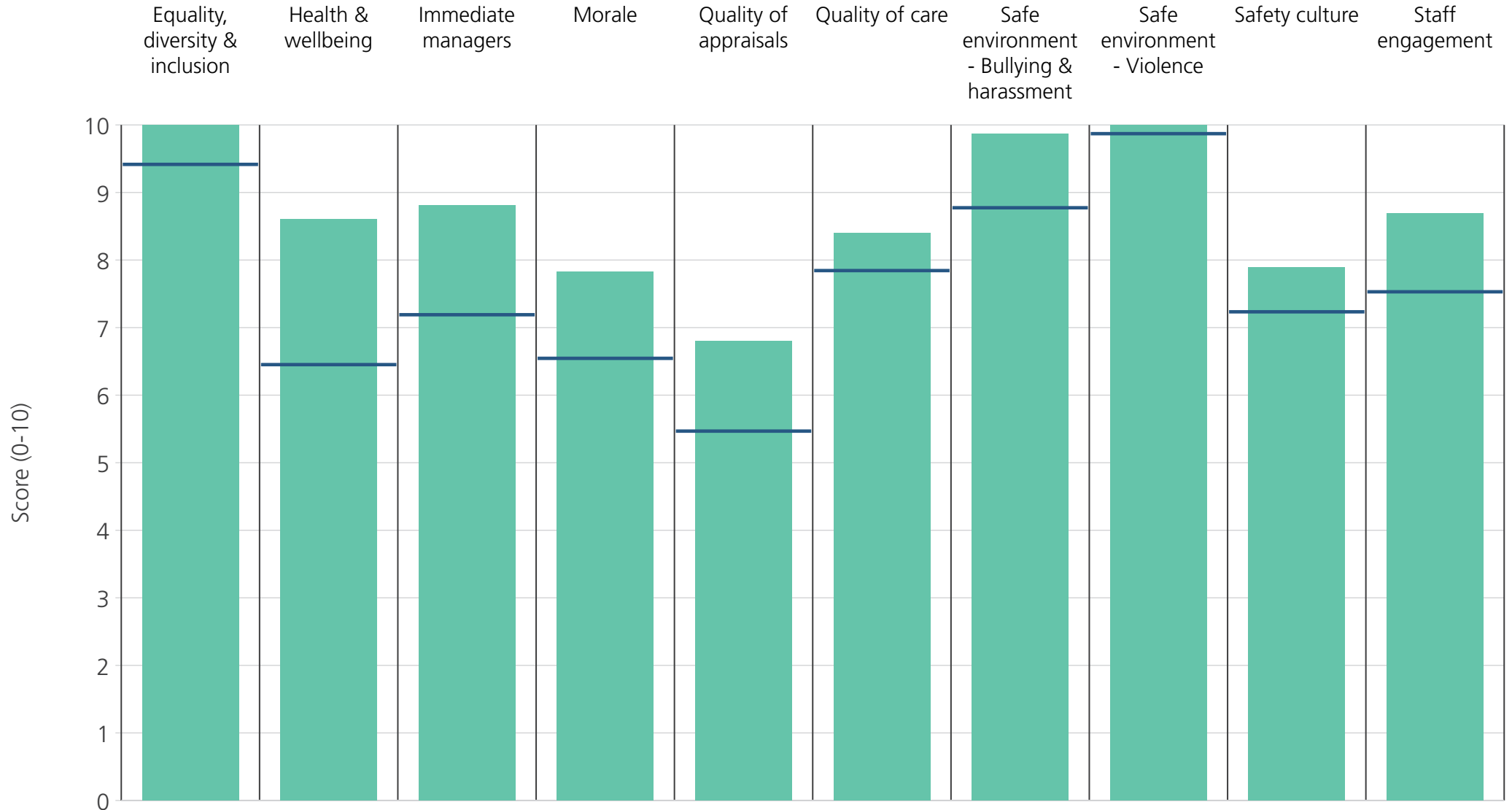
<b>Directorate</b>	9.1	7.7	9.1	7.2	6.9	7.8	9.3	10.0	7.3	7.7
<b>Your org</b>	9.4	6.5	7.2	6.5	5.5	7.8	8.8	9.9	7.2	7.5
<b>Responses</b>	15	15	15	14	15	10	15	15	15	16



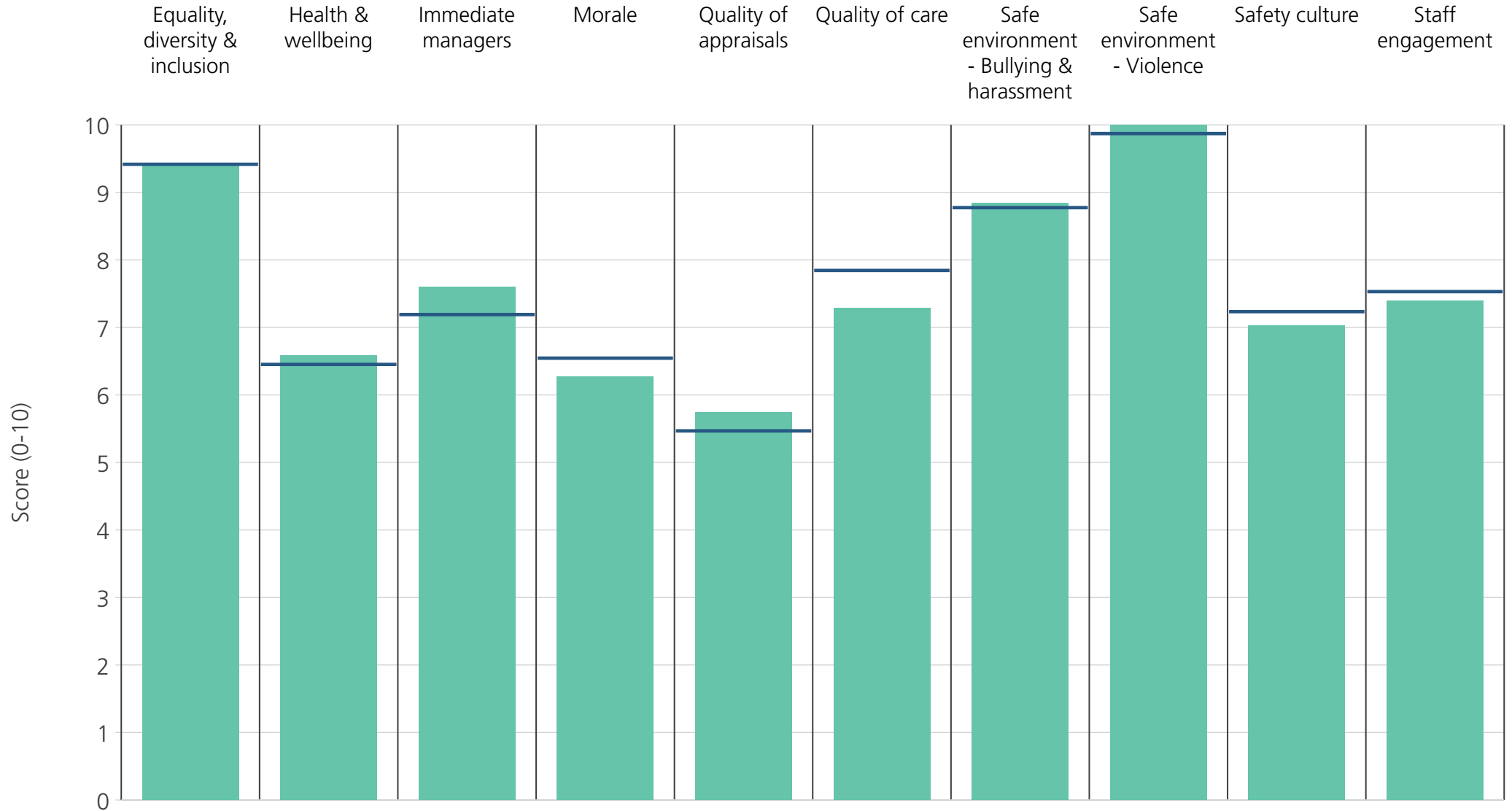
<b>Directorate</b>	9.8	8.3	9.2	7.6	6.8		9.4	9.8	8.1	8.3
<b>Your org</b>	9.4	6.5	7.2	6.5	5.5	7.8	8.8	9.9	7.2	7.5
<b>Responses</b>	18	18	18	18	15	7	18	18	18	18



<b>Directorate</b>	9.5	6.5	7.6	6.6	5.6	8.0	8.9	10.0	7.4	7.7
<b>Your org</b>	9.4	6.5	7.2	6.5	5.5	7.8	8.8	9.9	7.2	7.5
<b>Responses</b>	164	165	166	163	145	105	166	165	162	167



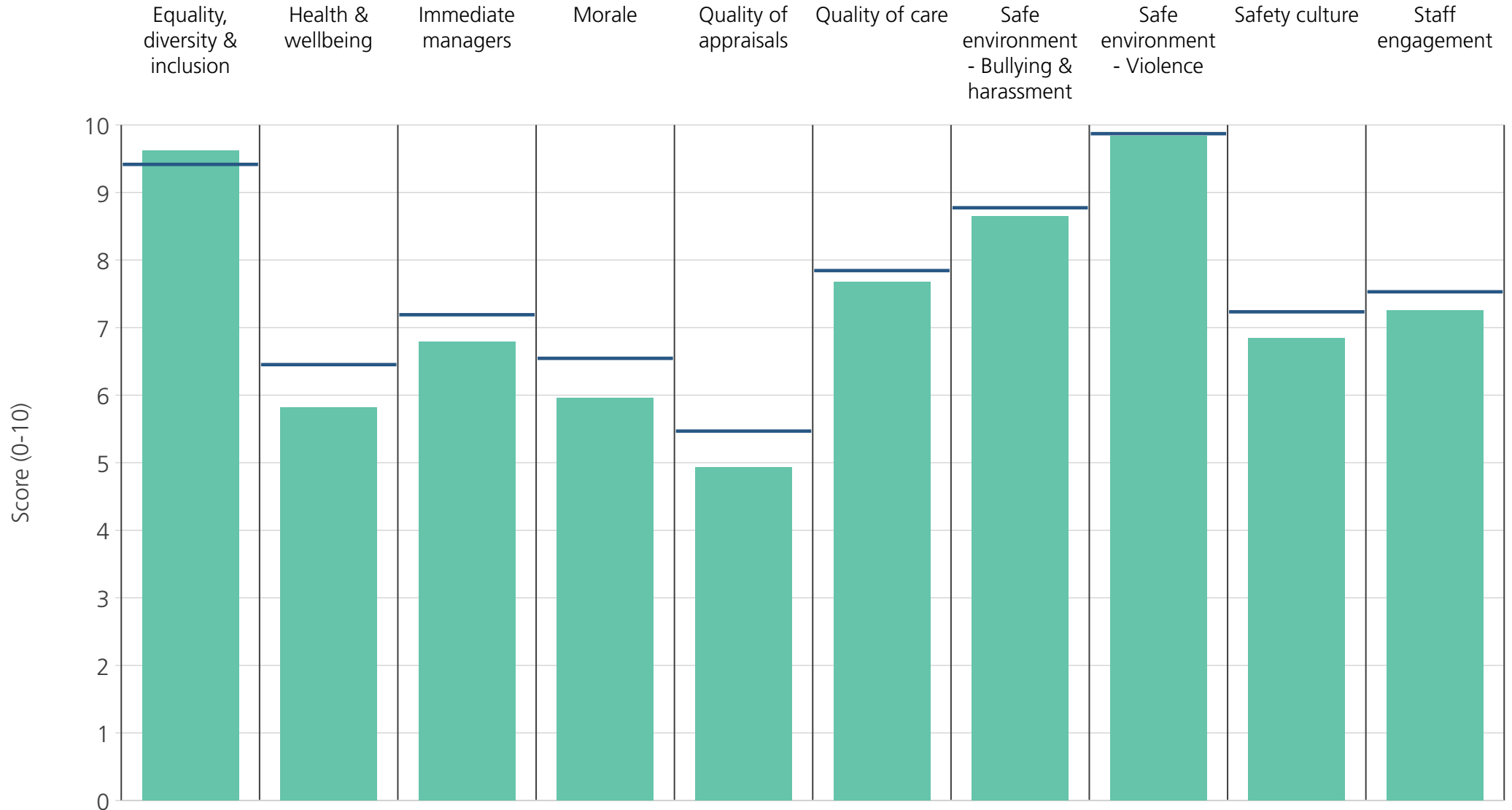
<b>Directorate</b>	10.0	8.6	8.8	7.8	6.8	8.4	9.9	10.0	7.9	8.7
<b>Your org</b>	9.4	6.5	7.2	6.5	5.5	7.8	8.8	9.9	7.2	7.5
<b>Responses</b>	25	25	25	25	25	12	25	25	25	25



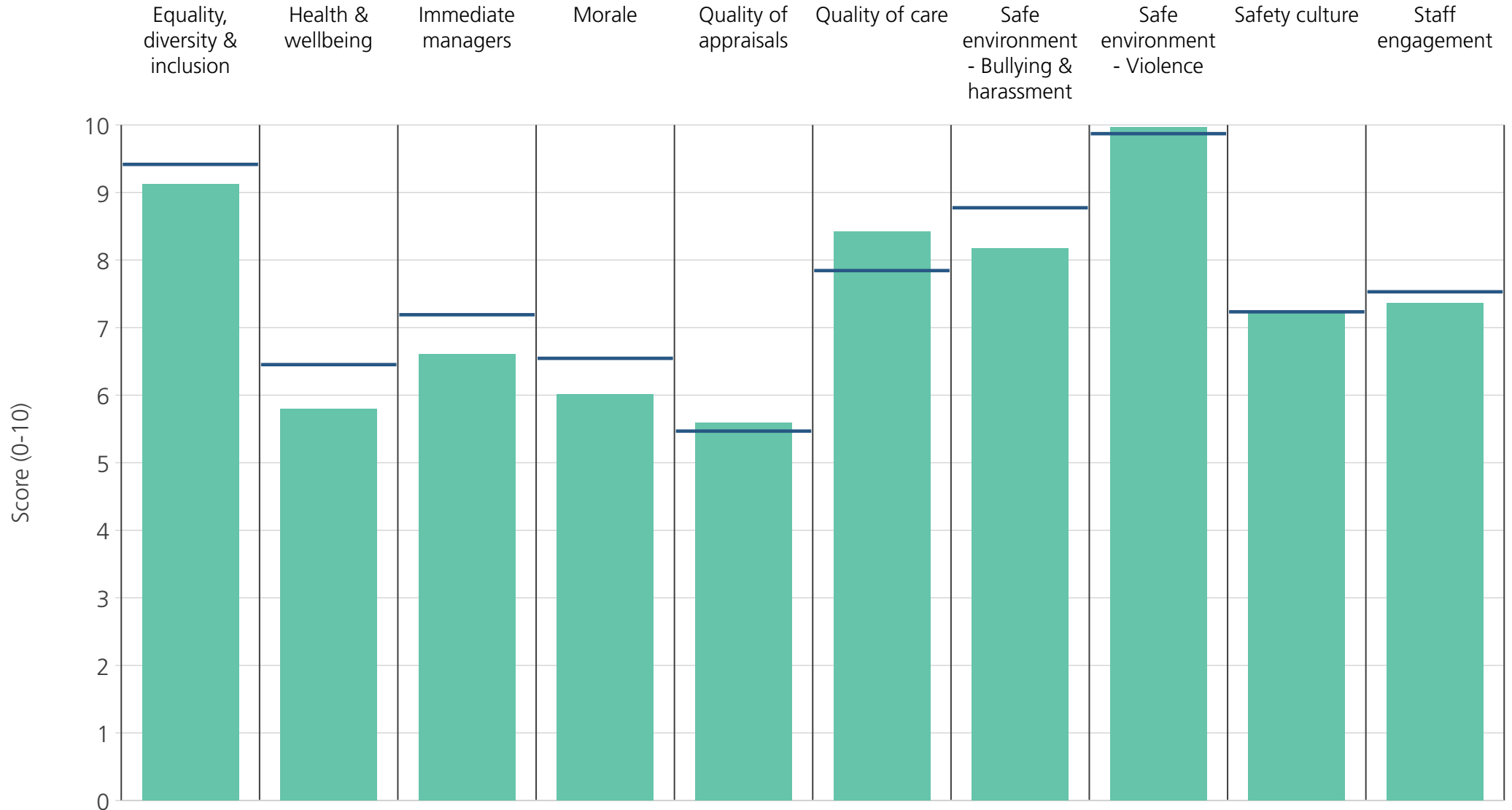
<b>Directorate</b>	9.4	6.6	7.6	6.3	5.7	7.3	8.8	10.0	7.0	7.4
<b>Your org</b>	9.4	6.5	7.2	6.5	5.5	7.8	8.8	9.9	7.2	7.5
<b>Responses</b>	49	49	49	49	42	27	49	49	49	49



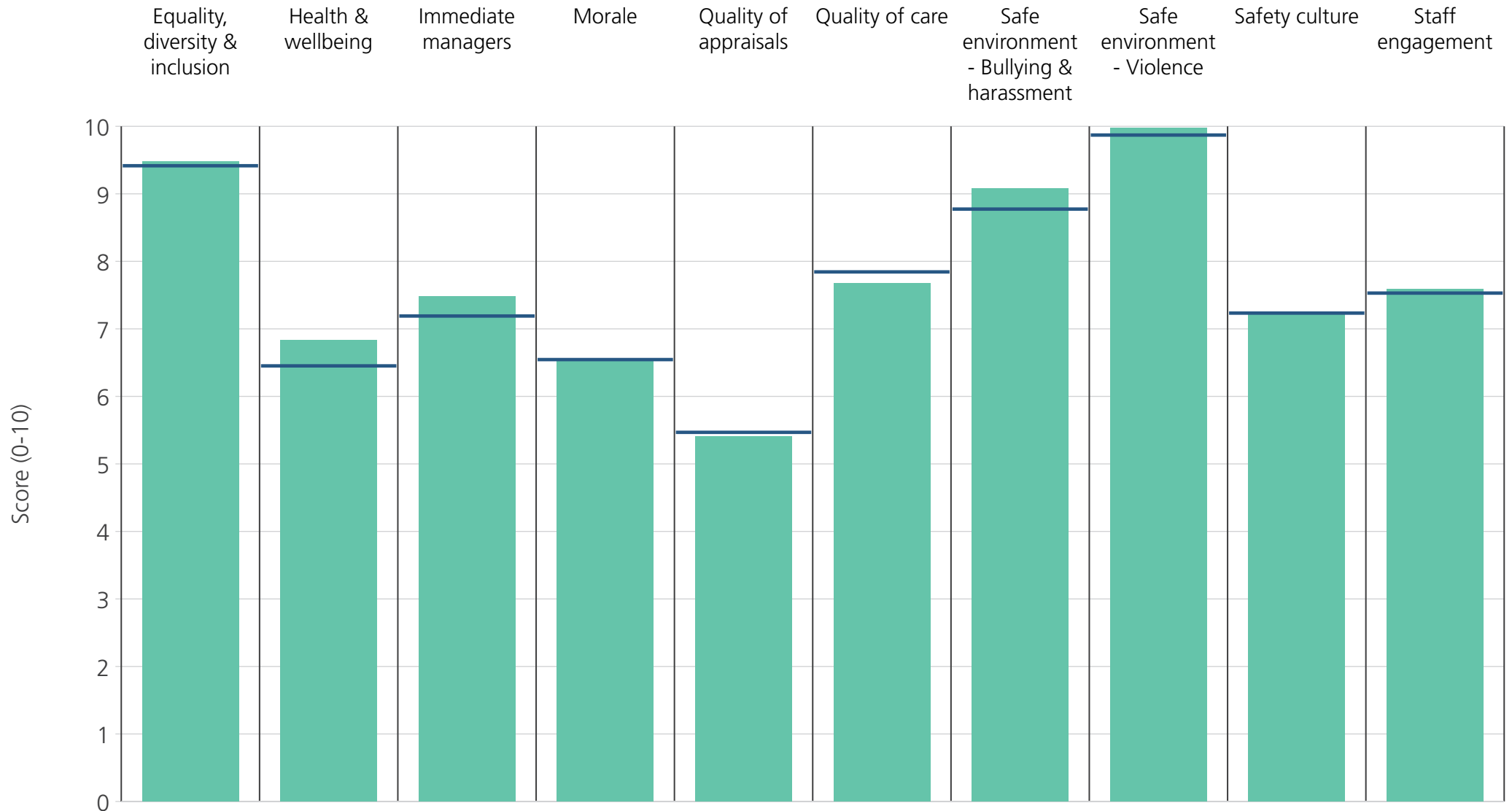
# Directorates 2



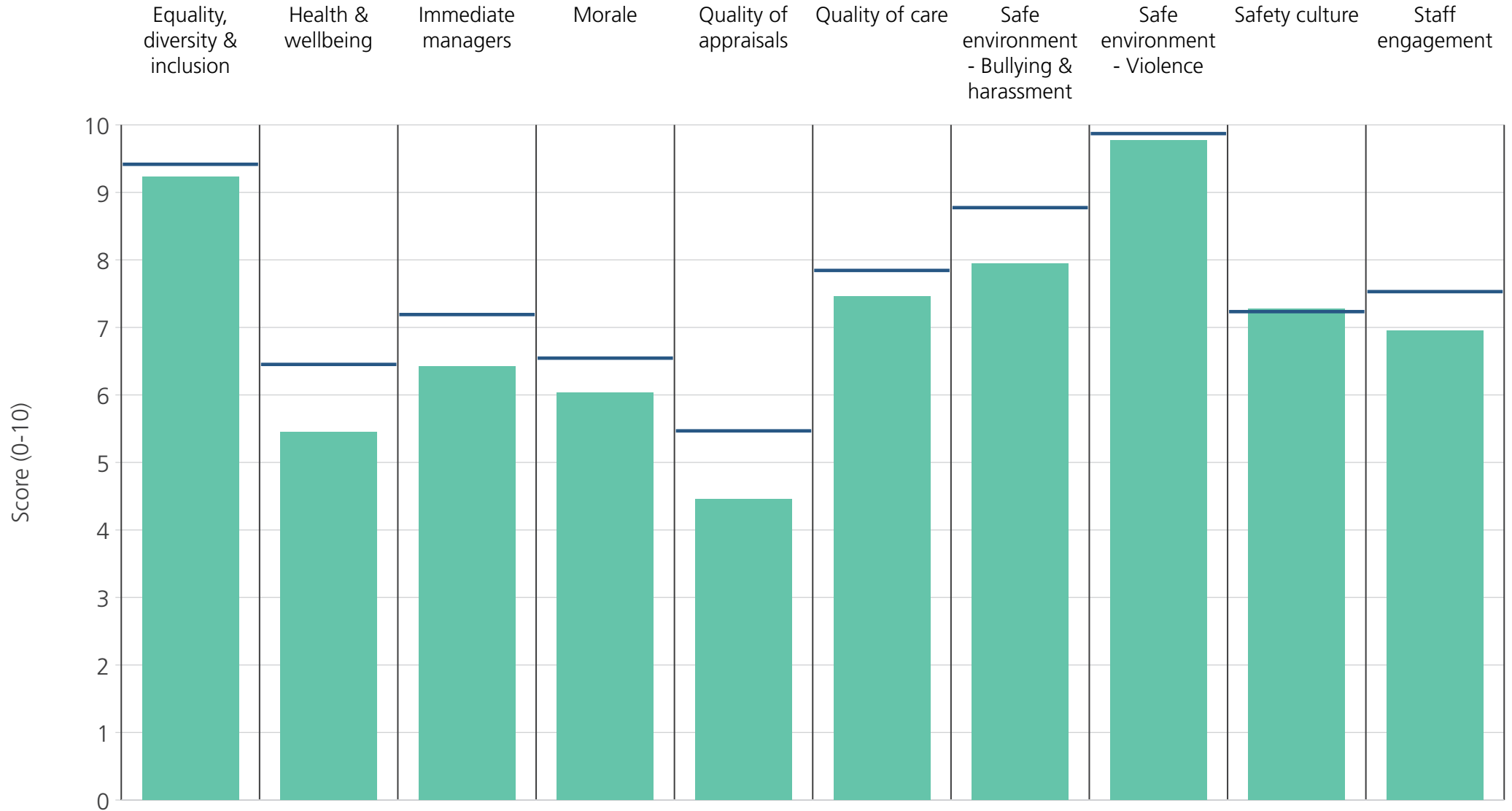
<b>Directorate</b>	9.6	5.8	6.8	6.0	4.9	7.7	8.7	9.8	6.8	7.2
<b>Your org</b>	9.4	6.5	7.2	6.5	5.5	7.8	8.8	9.9	7.2	7.5
<b>Responses</b>	42	42	42	42	38	39	42	41	42	42



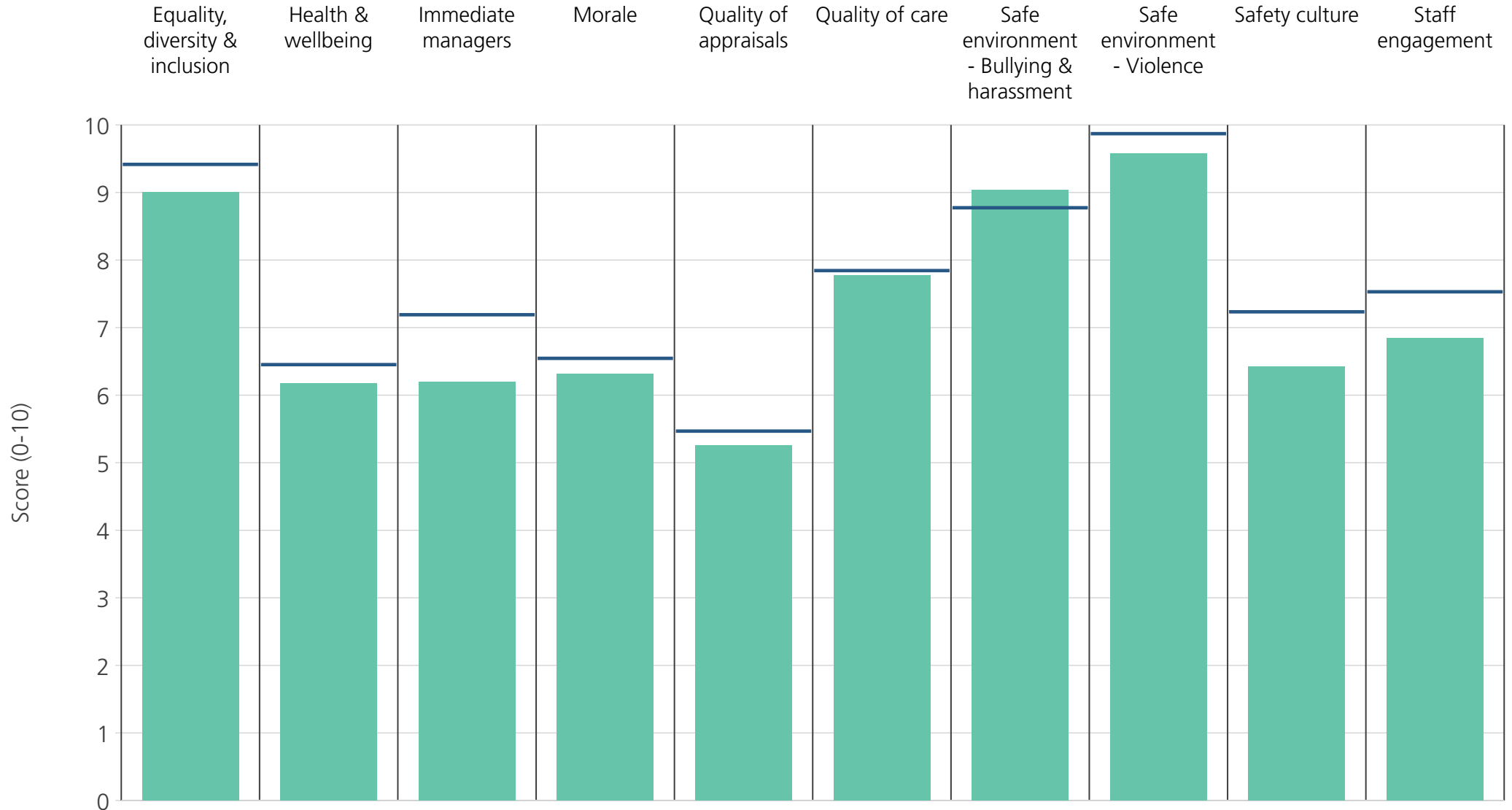
<b>Directorate</b>	9.1	5.8	6.6	6.0	5.6	8.4	8.2	10.0	7.2	7.4
<b>Your org</b>	9.4	6.5	7.2	6.5	5.5	7.8	8.8	9.9	7.2	7.5
<b>Responses</b>	93	94	95	93	79	88	93	94	93	95



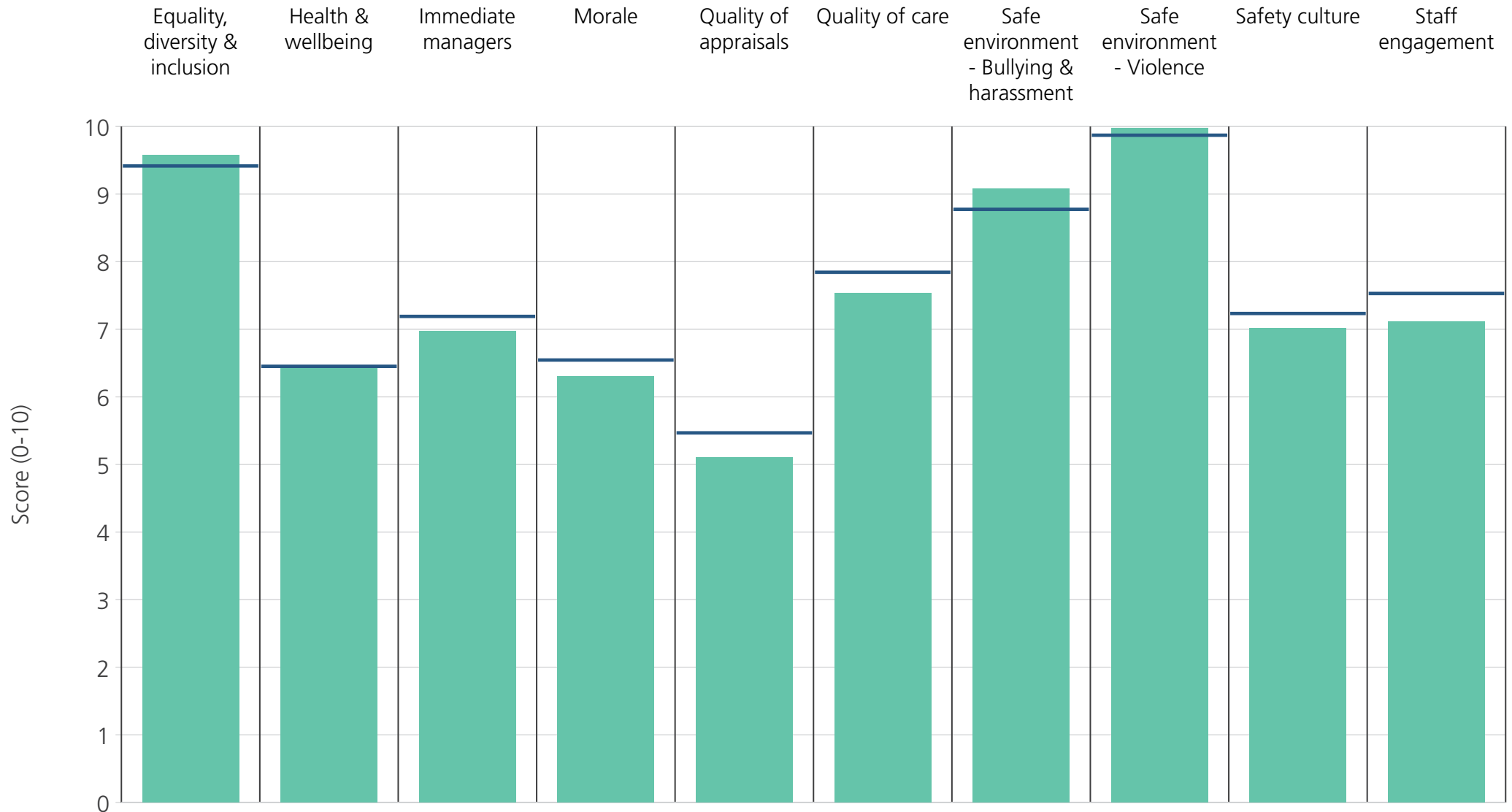
<b>Directorate</b>	9.5	6.8	7.5	6.5	5.4	7.7	9.1	10.0	7.2	7.6
<b>Your org</b>	9.4	6.5	7.2	6.5	5.5	7.8	8.8	9.9	7.2	7.5
<b>Responses</b>	482	483	486	480	411	237	484	482	477	490



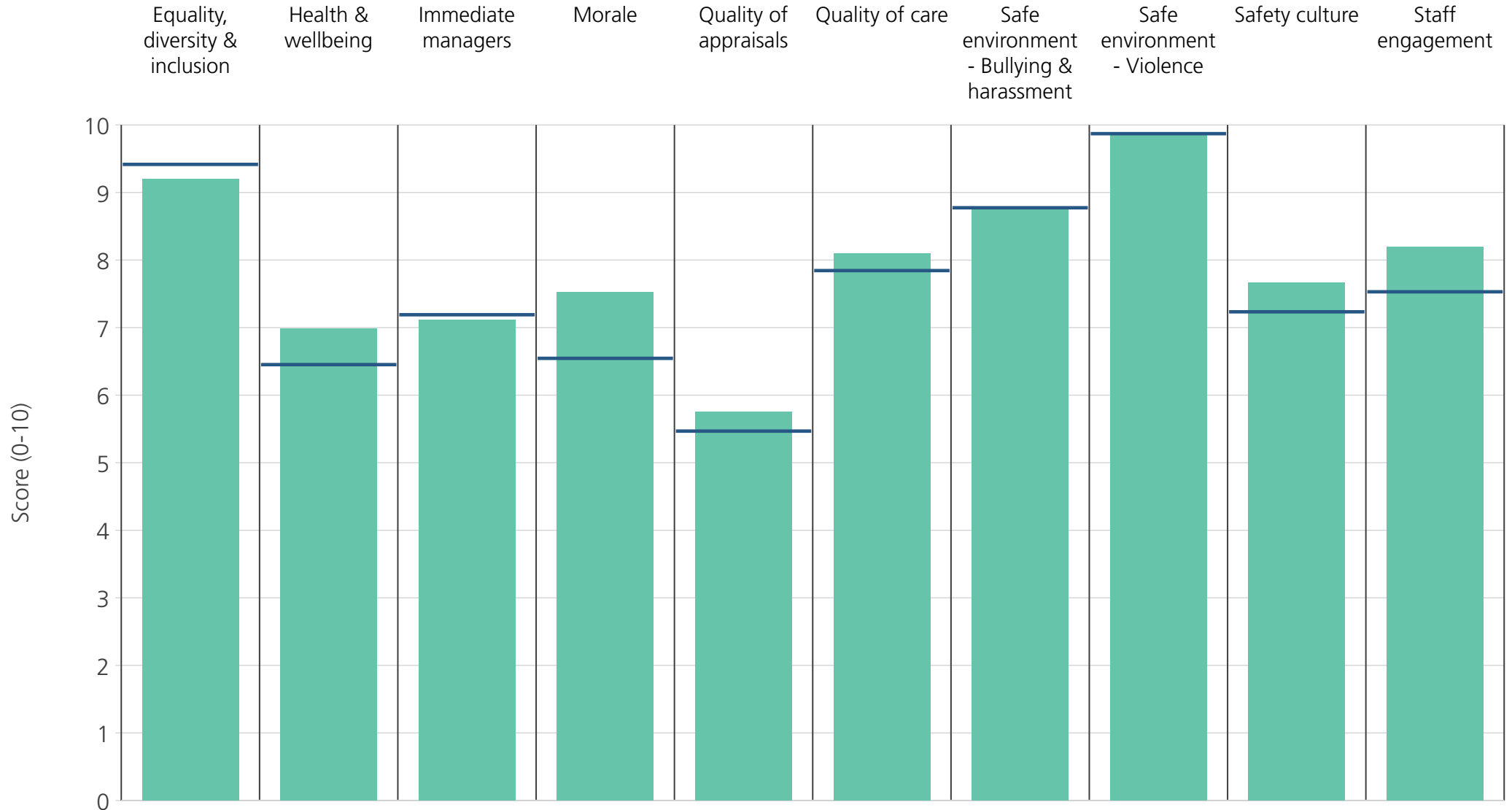
<b>Directorate</b>	9.2	5.4	6.4	6.0	4.5	7.5	7.9	9.8	7.3	7.0
<b>Your org</b>	9.4	6.5	7.2	6.5	5.5	7.8	8.8	9.9	7.2	7.5
<b>Responses</b>	119	120	120	117	102	119	120	119	119	120



<b>Directorate</b>	9.0	6.2	6.2	6.3	5.3	7.8	9.0	9.6	6.4	6.8
<b>Your org</b>	9.4	6.5	7.2	6.5	5.5	7.8	8.8	9.9	7.2	7.5
<b>Responses</b>	100	103	103	99	74	79	102	102	98	104

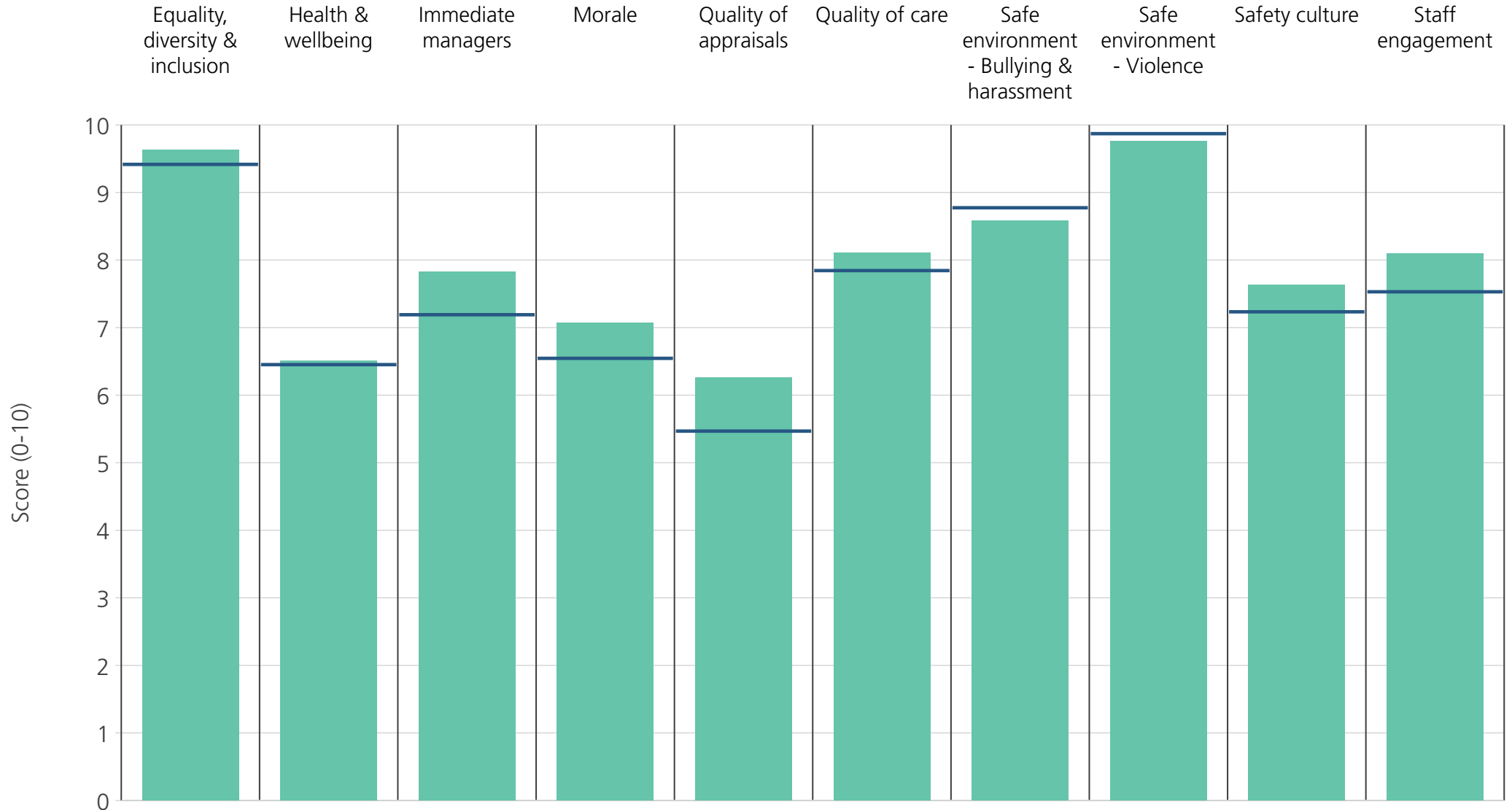


<b>Directorate</b>	9.6	6.4	7.0	6.3	5.1	7.5	9.1	10.0	7.0	7.1
<b>Your org</b>	9.4	6.5	7.2	6.5	5.5	7.8	8.8	9.9	7.2	7.5
<b>Responses</b>	113	114	114	114	104	105	114	114	113	116



<b>Directorate</b>	9.2	7.0	7.1	7.5	5.8	8.1	8.8	9.9	7.7	8.2
<b>Your org</b>	9.4	6.5	7.2	6.5	5.5	7.8	8.8	9.9	7.2	7.5
<b>Responses</b>	71	73	73	73	70	73	73	71	73	73





<b>Directorate</b>	9.6	6.5	7.8	7.1	6.3	8.1	8.6	9.8	7.6	8.1
<b>Your org</b>	9.4	6.5	7.2	6.5	5.5	7.8	8.8	9.9	7.2	7.5
<b>Responses</b>	240	243	243	235	217	238	243	240	240	244