

South Tyneside NHS Foundation Trust

2018 NHS Staff Survey

Directorate Report

Contents

Introduction	3
Themes – Directorates 1	4
155 Clinical Services Div	5
155 Corporate Services Div	6
155 Estates & Facilities Div	7
Themes – Directorates 2	8
155 Acute Dir	9
155 Community Dir	10
155 Facilities Dir	11
155 Corporate Services Dir	12
155 Nursing & Quality Dir	13
155 Estates Dir	14

This directorate report for South Tyneside NHS Foundation Trust contains results by directorate for themes from the 2018 NHS Staff Survey. These results are compared to the unweighted average for your organisation.

Please note: It is possible that there are differences between the 'Your org' scores reported in this directorate report and those in the benchmark report. This is because the results in the benchmark report are weighted to allow for fair comparisons between organisations of a similar type. However, in this report comparisons are made within your organisation so the unweighted organisation result is a more appropriate point of comparison.

The directorate breakdowns used in this report were provided and defined by South Tyneside NHS Foundation Trust. Details of how the theme scores were calculated are included in the Technical Document, available to download from our [results website](#).

Key features

Breakdown type and **directorate name** are specified in the header. Black text in the header is hyperlinked: clicking on '2018 NHS Staff Survey Results' navigates back to the contents page.

Directorate results are presented in the context of the (unweighted) **organisation average ('Your org')**, so it is easy to tell if a directorate is performing better or worse than the organisation average. For all themes, a higher score is a better result than a lower score.

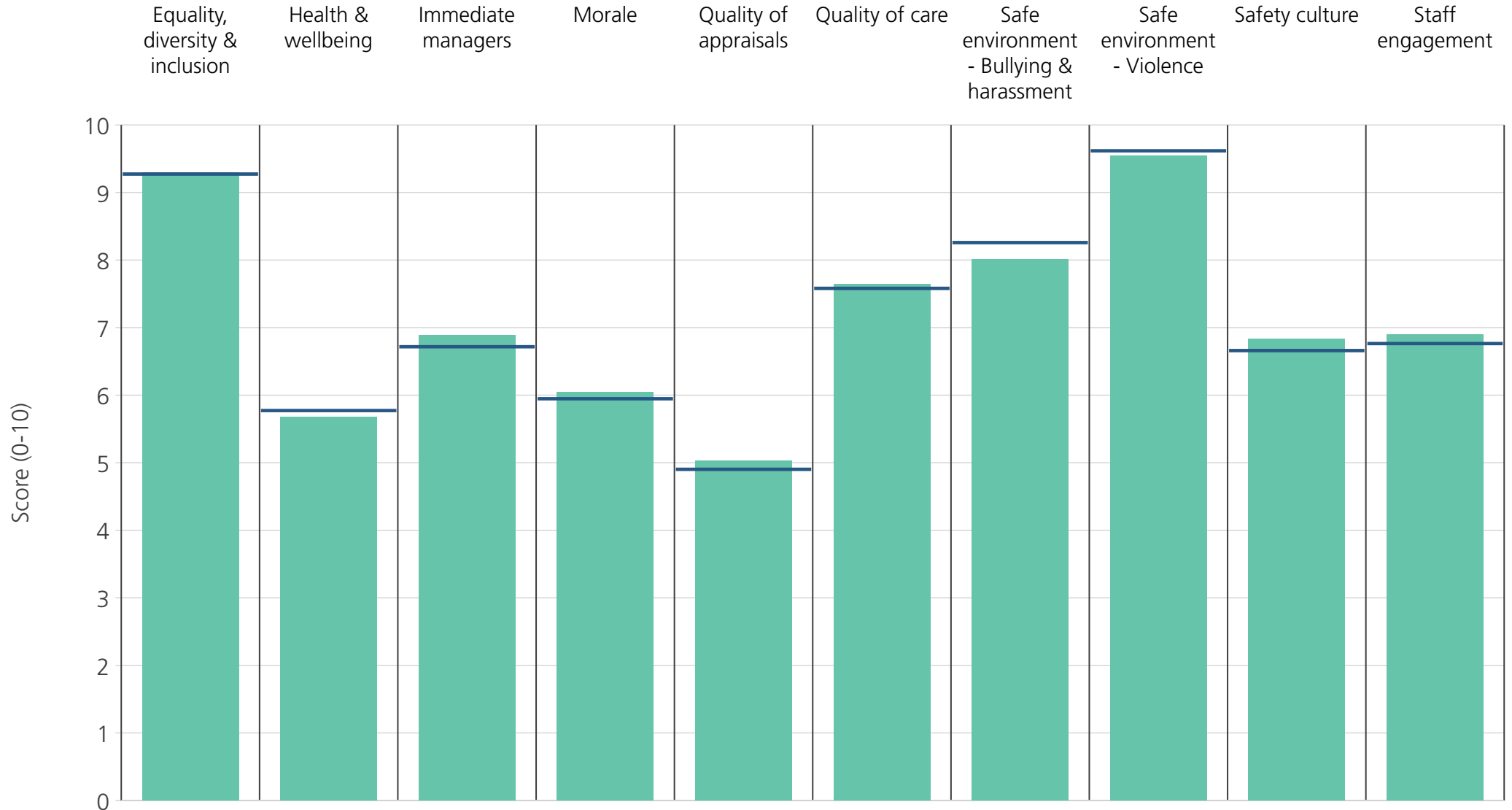
The **number of responses** feeding into each theme score **for the given directorate** is specified below the table containing the directorate and trust scores.



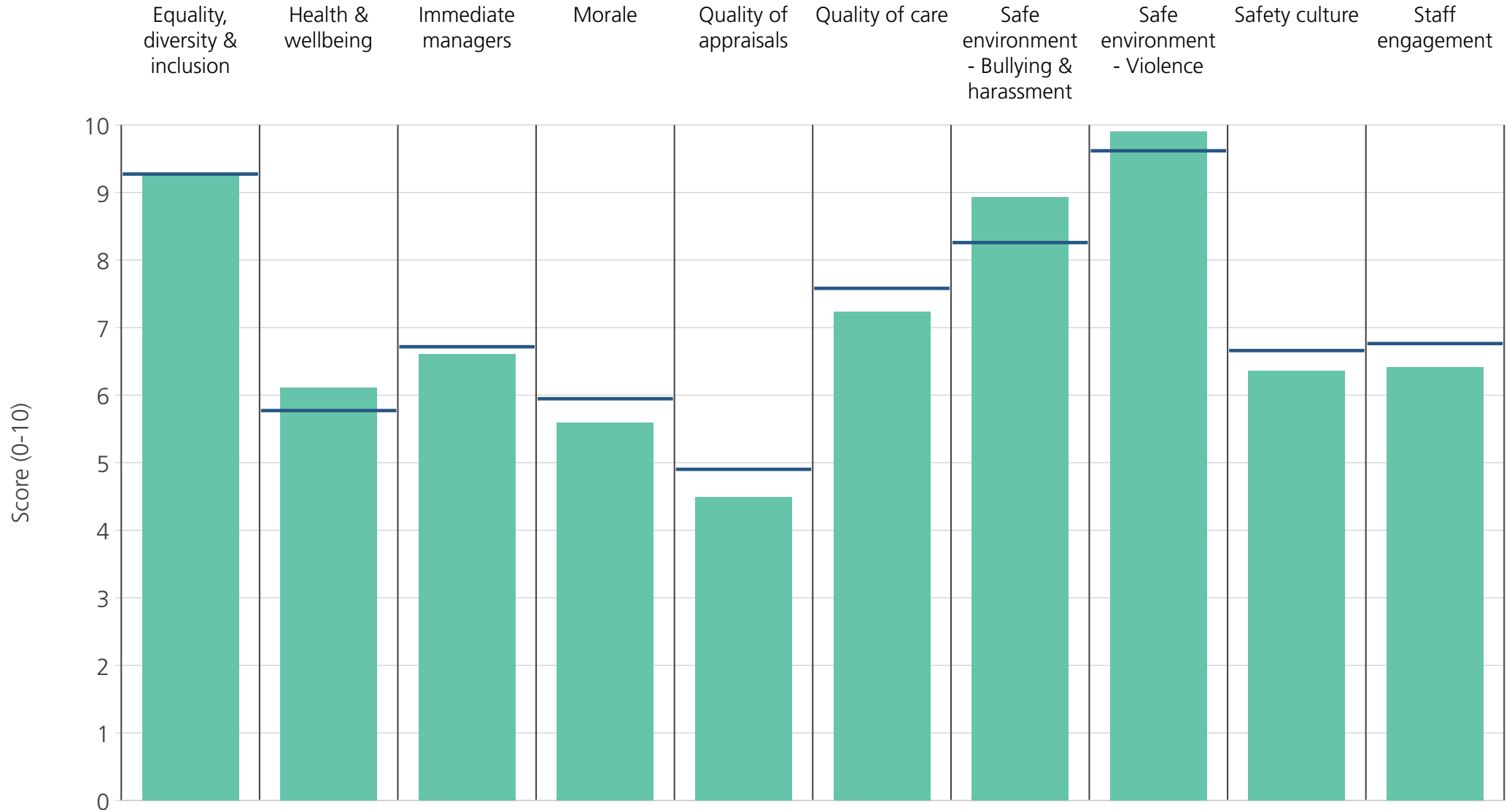
! Note: when there are less than 11 responses in a group, results are suppressed to protect staff confidentiality

Directorates 1

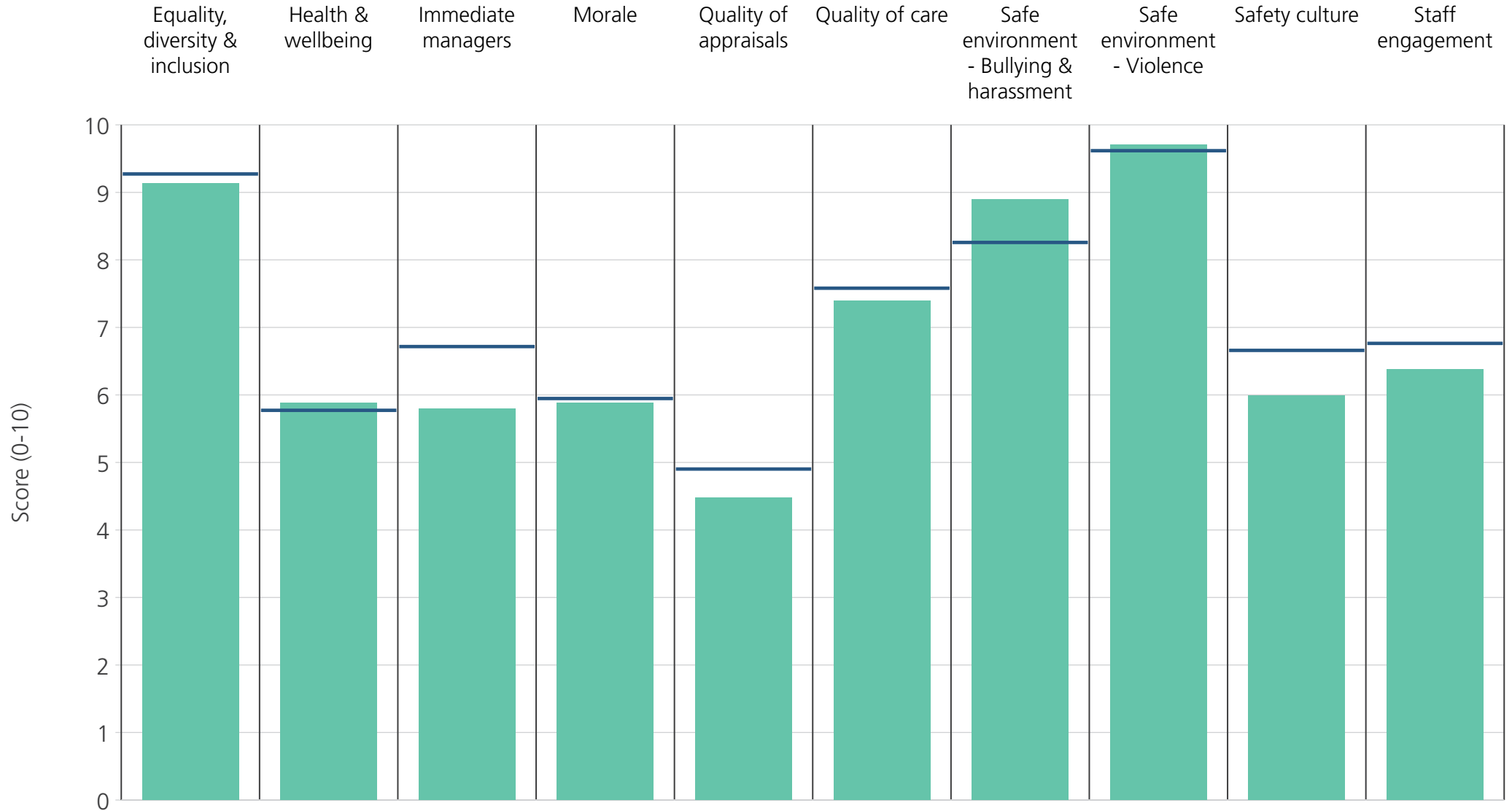
South Tyneside NHS Foundation Trust
2018 NHS Staff Survey Results



Directorate	9.3	5.7	6.9	6.0	5.0	7.6	8.0	9.5	6.8	6.9
Your org	9.3	5.8	6.7	5.9	4.9	7.6	8.3	9.6	6.7	6.8
Responses	1001	1006	1014	986	864	989	984	976	1000	1033



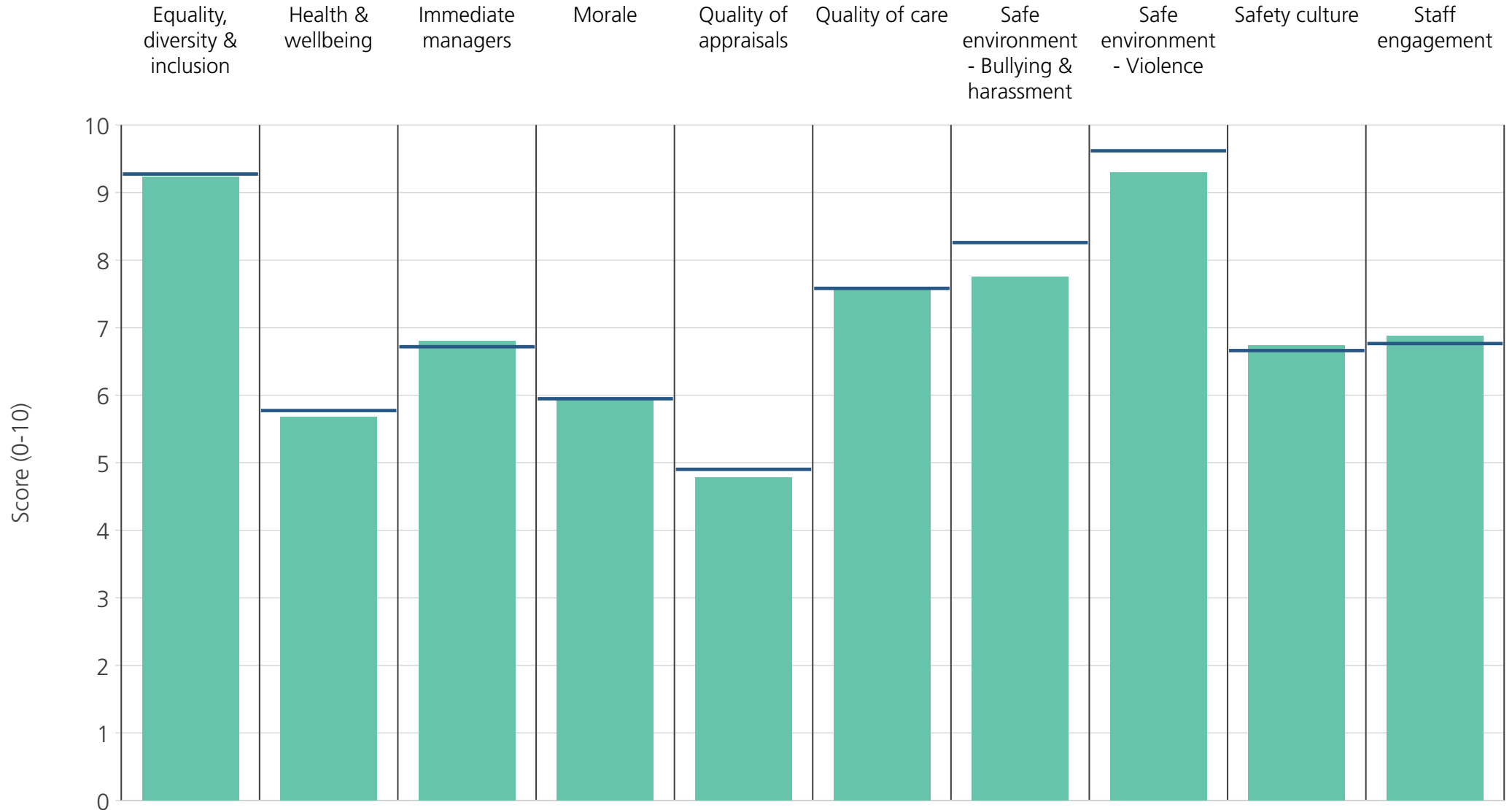
Directorate	9.3	6.1	6.6	5.6	4.5	7.2	8.9	9.9	6.4	6.4
Your org	9.3	5.8	6.7	5.9	4.9	7.6	8.3	9.6	6.7	6.8
Responses	226	228	228	228	153	133	225	225	226	232



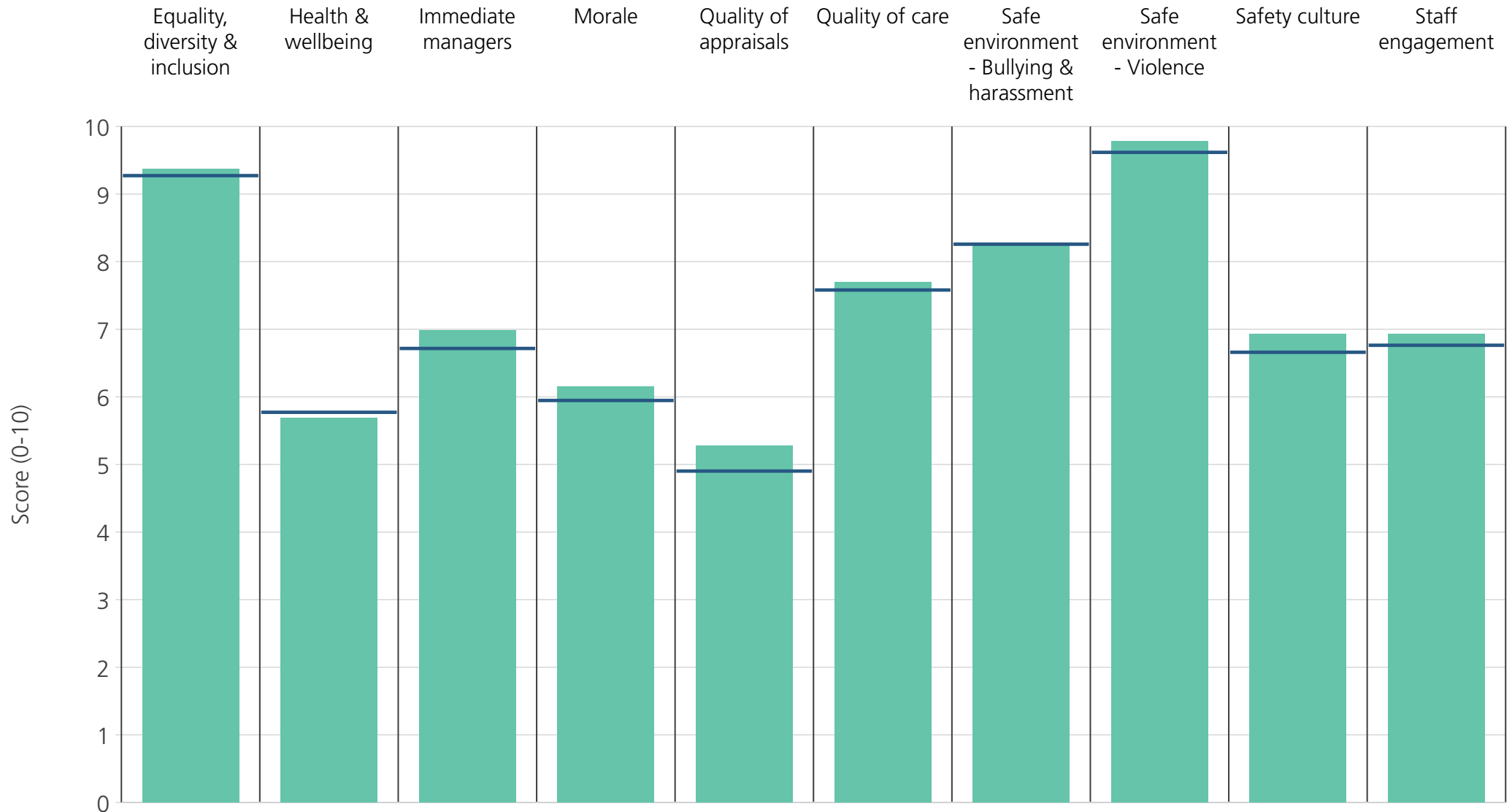
Directorate	9.1	5.9	5.8	5.9	4.5	7.4	8.9	9.7	6.0	6.4
Your org	9.3	5.8	6.7	5.9	4.9	7.6	8.3	9.6	6.7	6.8
Responses	154	155	159	152	117	99	148	149	153	157

Directorates 2

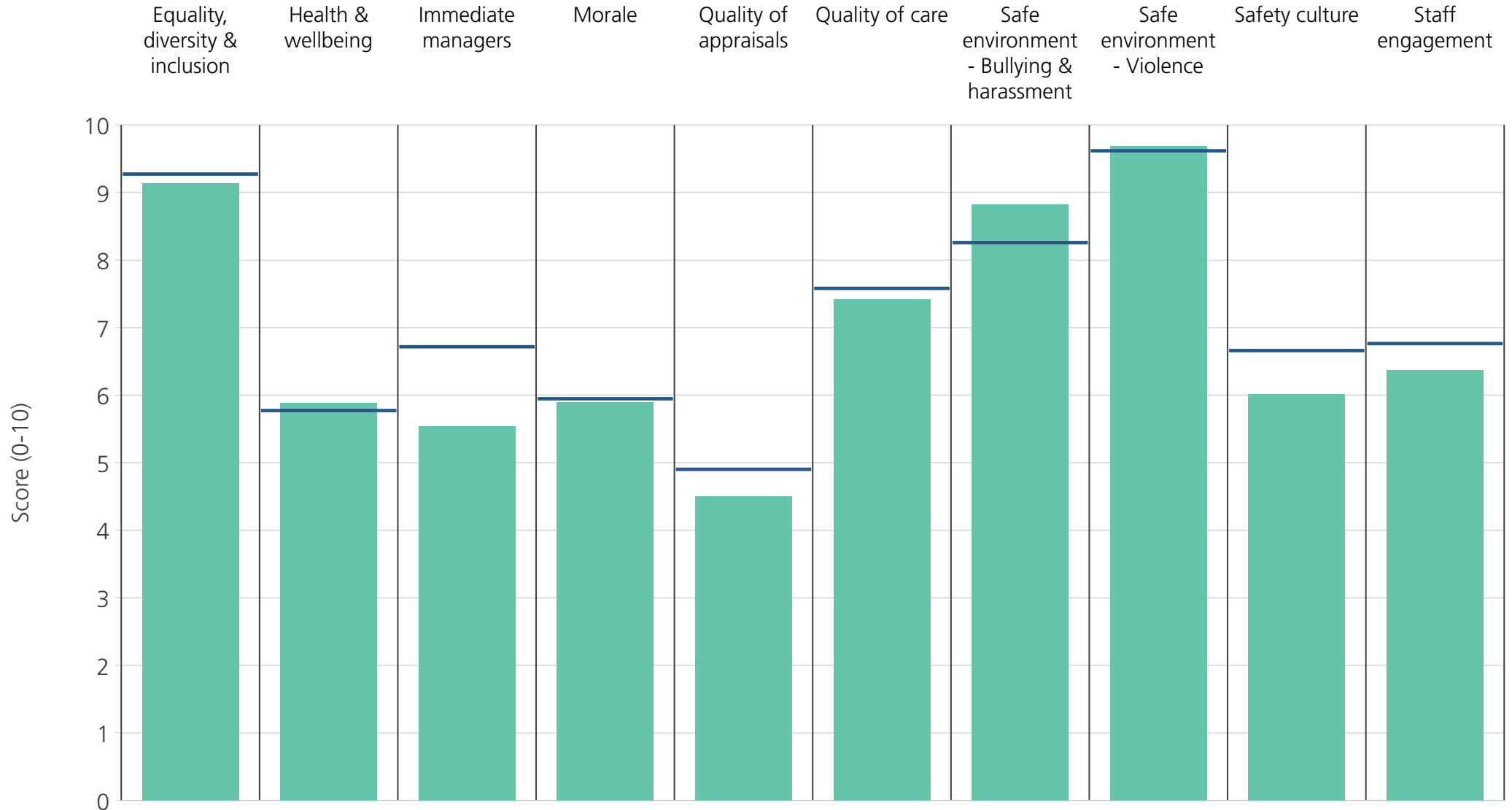
South Tyneside NHS Foundation Trust
2018 NHS Staff Survey Results



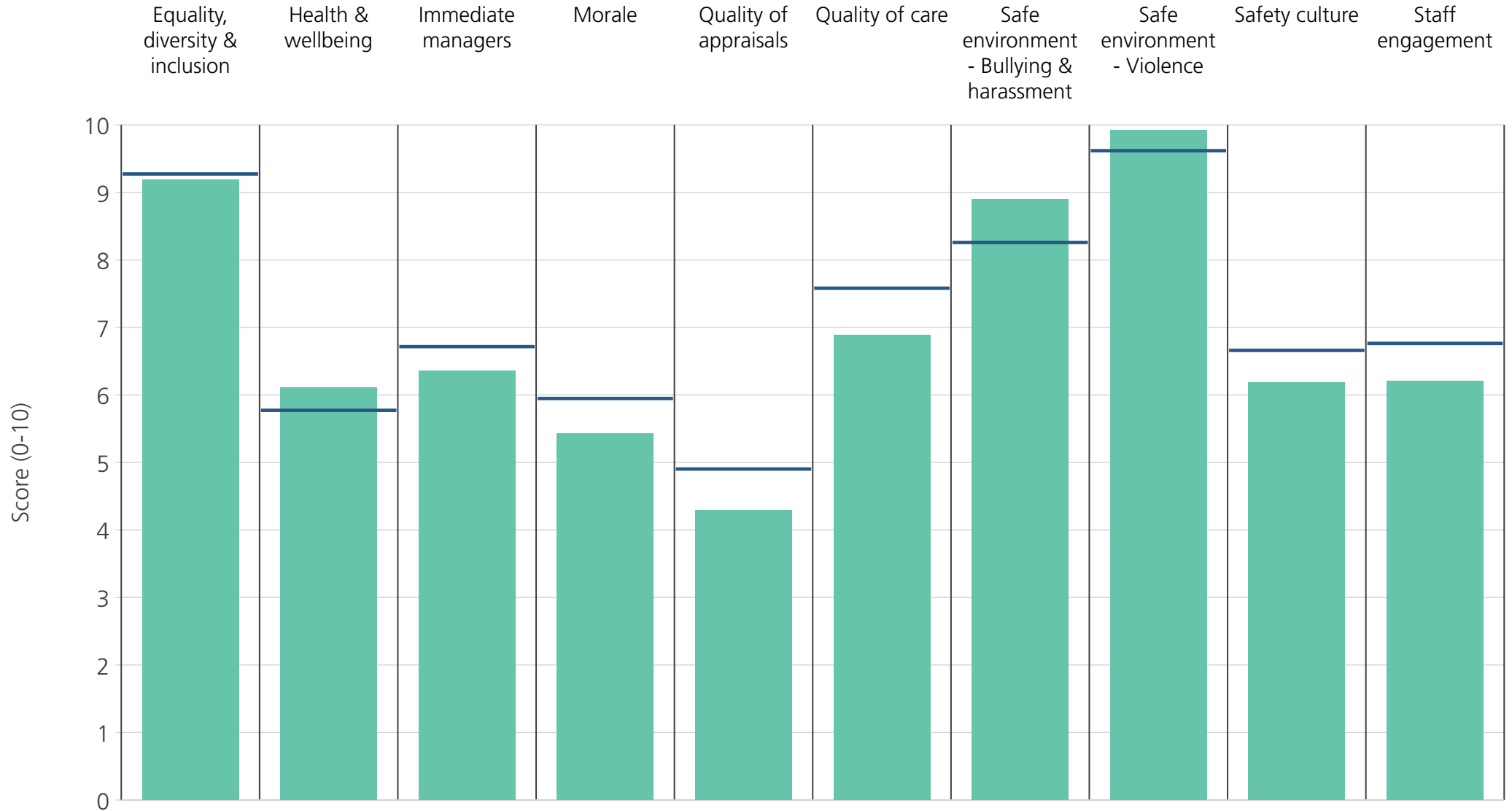
Directorate	9.2	5.7	6.8	5.9	4.8	7.6	7.7	9.3	6.7	6.9
Your org	9.3	5.8	6.7	5.9	4.9	7.6	8.3	9.6	6.7	6.8
Responses	506	512	515	500	427	496	497	494	505	522



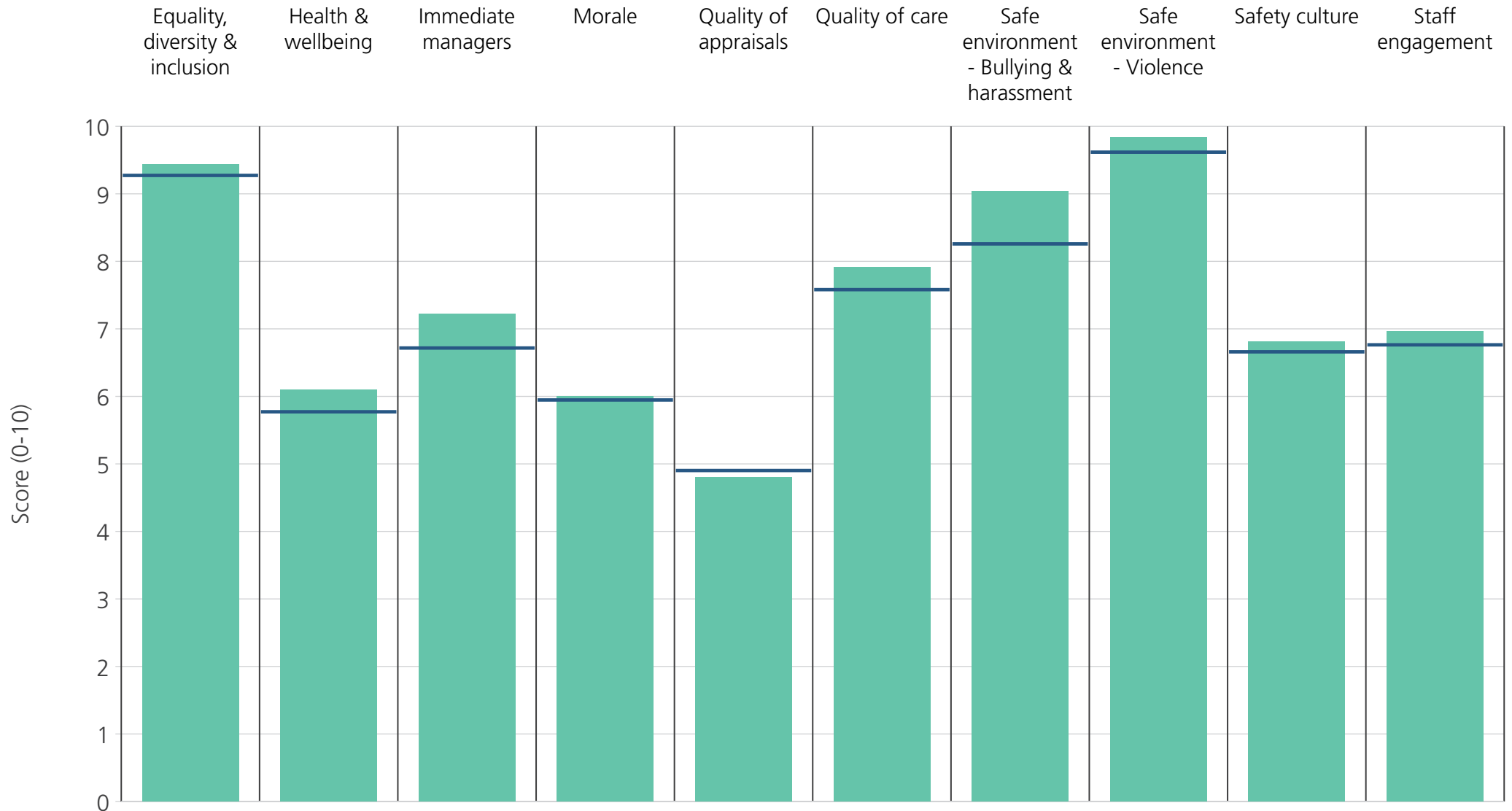
Directorate	9.4	5.7	7.0	6.1	5.3	7.7	8.3	9.8	6.9	6.9
Your org	9.3	5.8	6.7	5.9	4.9	7.6	8.3	9.6	6.7	6.8
Responses	495	494	499	486	437	493	487	482	495	511



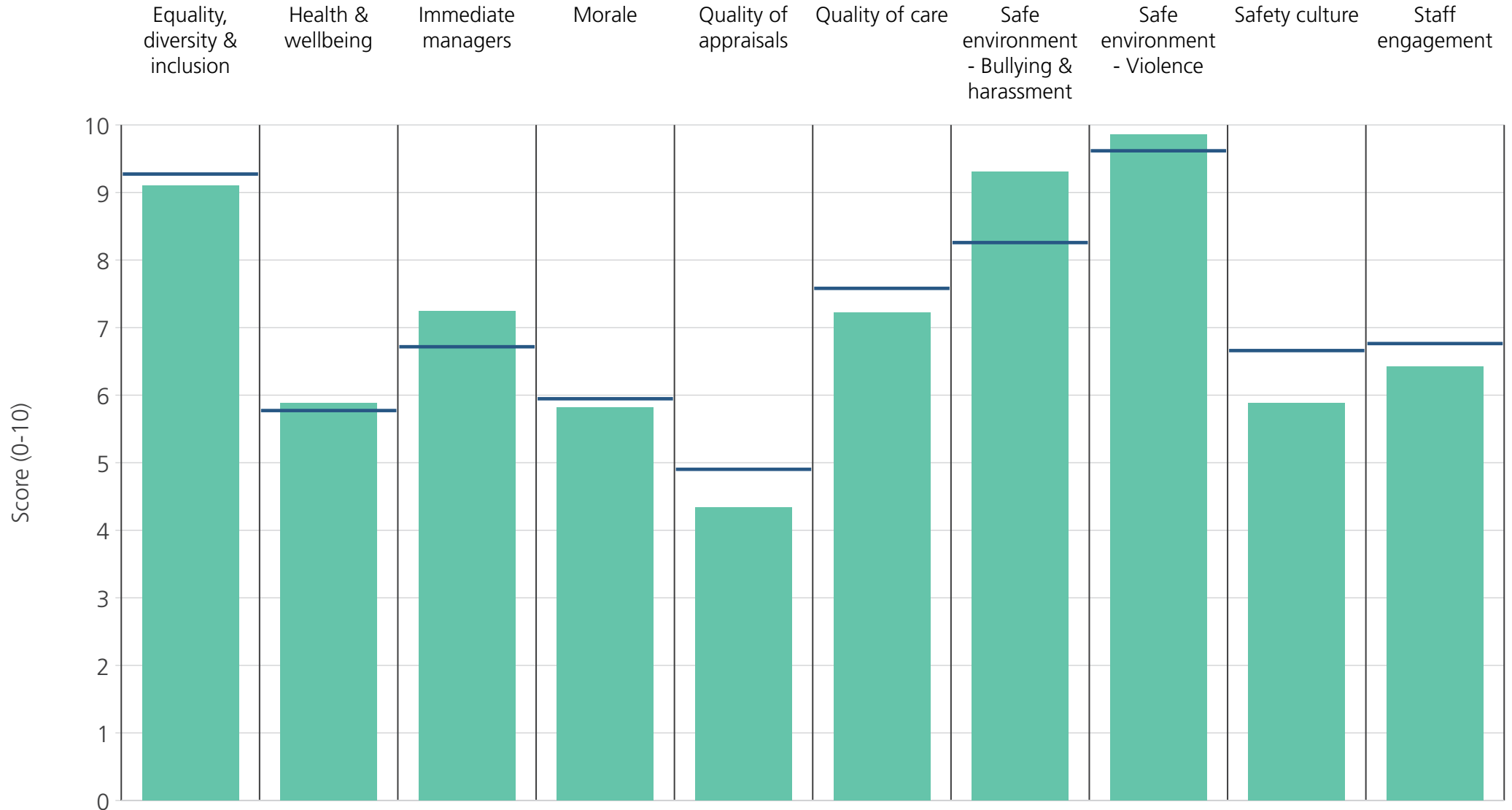
Directorate	9.1	5.9	5.5	5.9	4.5	7.4	8.8	9.7	6.0	6.4
Your org	9.3	5.8	6.7	5.9	4.9	7.6	8.3	9.6	6.7	6.8
Responses	130	131	135	128	102	87	124	125	130	133



Directorate	9.2	6.1	6.4	5.4	4.3	6.9	8.9	9.9	6.2	6.2
Your org	9.3	5.8	6.7	5.9	4.9	7.6	8.3	9.6	6.7	6.8
Responses	162	164	164	164	96	89	163	163	163	168



Directorate	9.4	6.1	7.2	6.0	4.8	7.9	9.0	9.8	6.8	7.0
Your org	9.3	5.8	6.7	5.9	4.9	7.6	8.3	9.6	6.7	6.8
Responses	64	64	64	64	57	44	62	62	63	64



Directorate	9.1	5.9	7.2	5.8	4.3	7.2	9.3	9.9	5.9	6.4
Your org	9.3	5.8	6.7	5.9	4.9	7.6	8.3	9.6	6.7	6.8
Responses	24	24	24	24	15	12	24	24	23	24