

# The Walton Centre NHS Foundation Trust

2018 NHS Staff Survey

**Directorate Report**

**Contents**

Introduction . . . . .	3
Themes – Directorates 1 . . . . .	4
Add Prof Scientific and Technic . . . . .	5
Additional Clinical Services . . . . .	6
Administrative and Estates . . . . .	7
Allied Health Professionals . . . . .	8
Healthcare Scientists . . . . .	9
Medical and Dental . . . . .	10
Nursing and Midwifery Registered . . . . .	11
Themes – Directorates 2 . . . . .	12
Corporate Services Directorate . . . . .	13
Neurology & Long Term Care Directorate . . . . .	14
Surgery & Critical Care Directorate . . . . .	15

This directorate report for The Walton Centre NHS Foundation Trust contains results by directorate for themes from the 2018 NHS Staff Survey. These results are compared to the unweighted average for your organisation.

**Please note:** It is possible that there are differences between the 'Your org' scores reported in this directorate report and those in the benchmark report. This is because the results in the benchmark report are weighted to allow for fair comparisons between organisations of a similar type. However, in this report comparisons are made within your organisation so the unweighted organisation result is a more appropriate point of comparison.

The directorate breakdowns used in this report were provided and defined by The Walton Centre NHS Foundation Trust. Details of how the theme scores were calculated are included in the Technical Document, available to download from our [results website](#).

## Key features

Breakdown type and **directorate name** are specified in the header. Black text in the header is hyperlinked: clicking on '2018 NHS Staff Survey Results' navigates back to the contents page.

Directorate results are presented in the context of the (unweighted) **organisation average ('Your org')**, so it is easy to tell if a directorate is performing better or worse than the organisation average. For all themes, a higher score is a better result than a lower score.

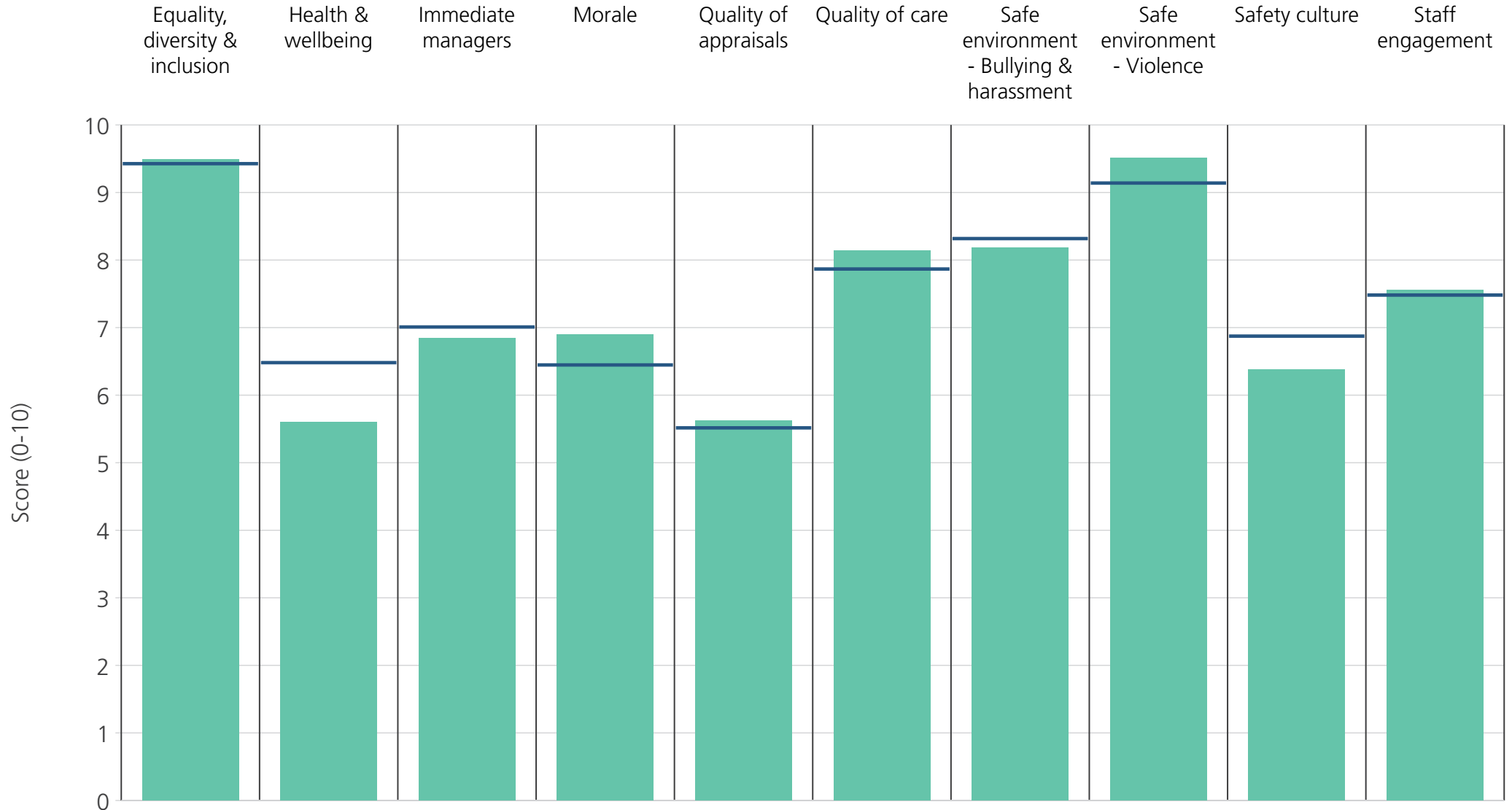
The **number of responses** feeding into each theme score **for the given directorate** is specified below the table containing the directorate and trust scores.



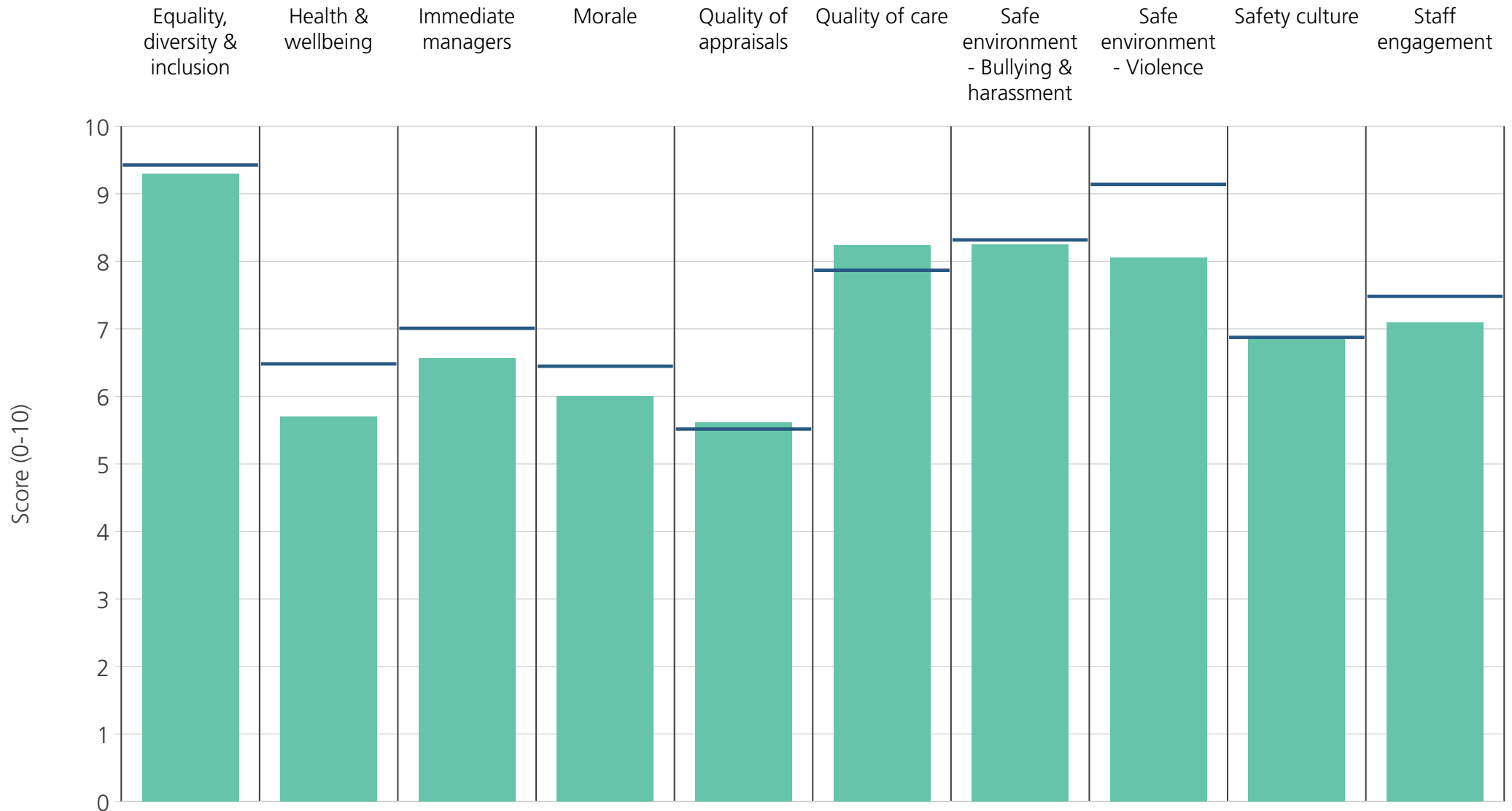
**! Note:** when there are less than 11 responses in a group, results are suppressed to protect staff confidentiality

# Directorates 1

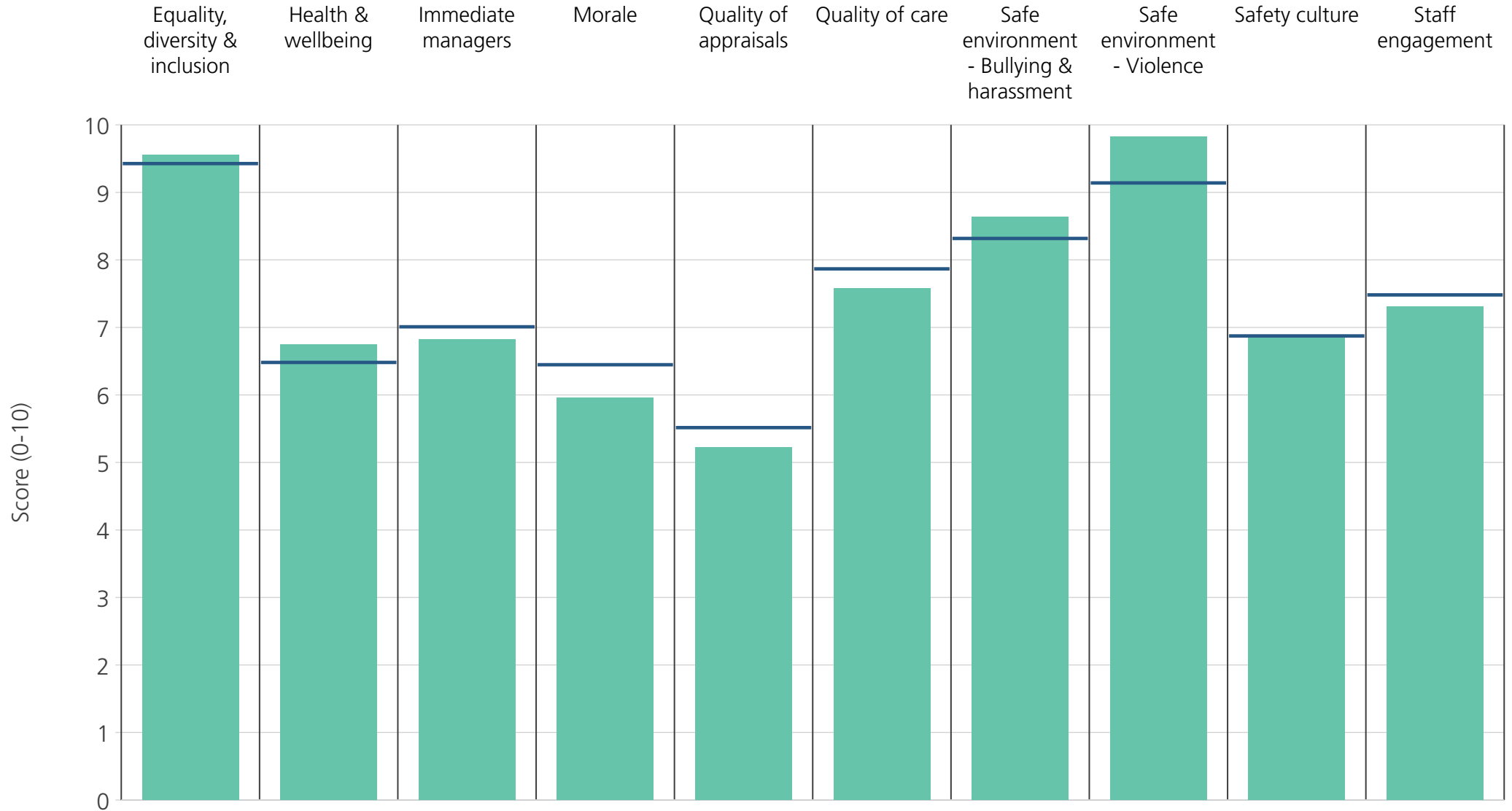
The Walton Centre NHS Foundation Trust  
2018 NHS Staff Survey Results



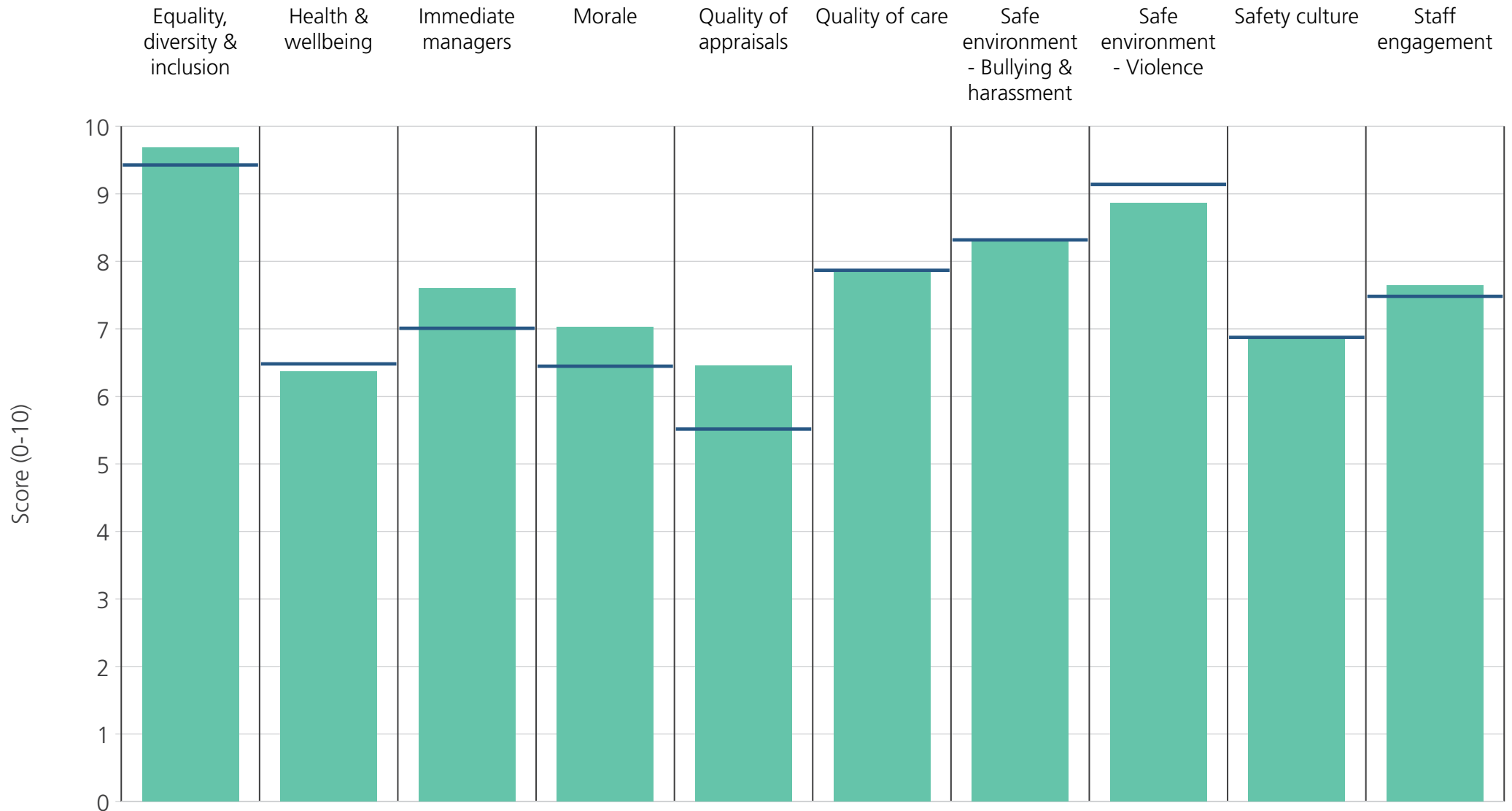
Directorate	9.5	5.6	6.8	6.9	5.6	8.1	8.2	9.5	6.4	7.6
Your org	9.4	6.5	7.0	6.4	5.5	7.9	8.3	9.1	6.9	7.5
Responses	34	34	34	34	30	34	34	34	34	34



<b>Directorate</b>	9.3	5.7	6.6	6.0	5.6	8.2	8.2	8.1	6.8	7.1
<b>Your org</b>	9.4	6.5	7.0	6.4	5.5	7.9	8.3	9.1	6.9	7.5
<b>Responses</b>	95	97	97	92	74	95	95	95	97	98

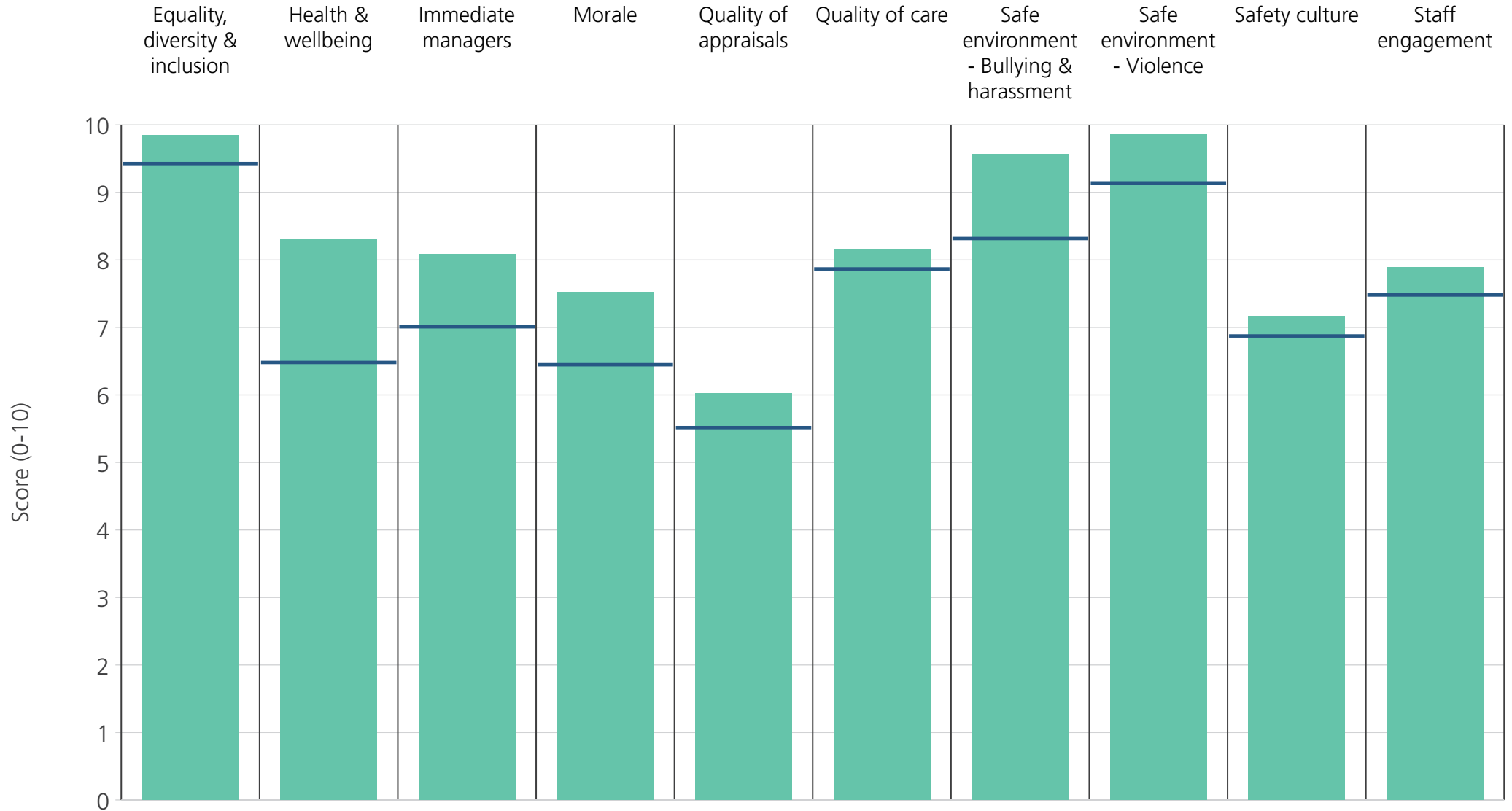


<b>Directorate</b>	9.6	6.7	6.8	6.0	5.2	7.6	8.6	9.8	6.8	7.3
<b>Your org</b>	9.4	6.5	7.0	6.4	5.5	7.9	8.3	9.1	6.9	7.5
<b>Responses</b>	242	244	243	241	194	149	238	240	242	244

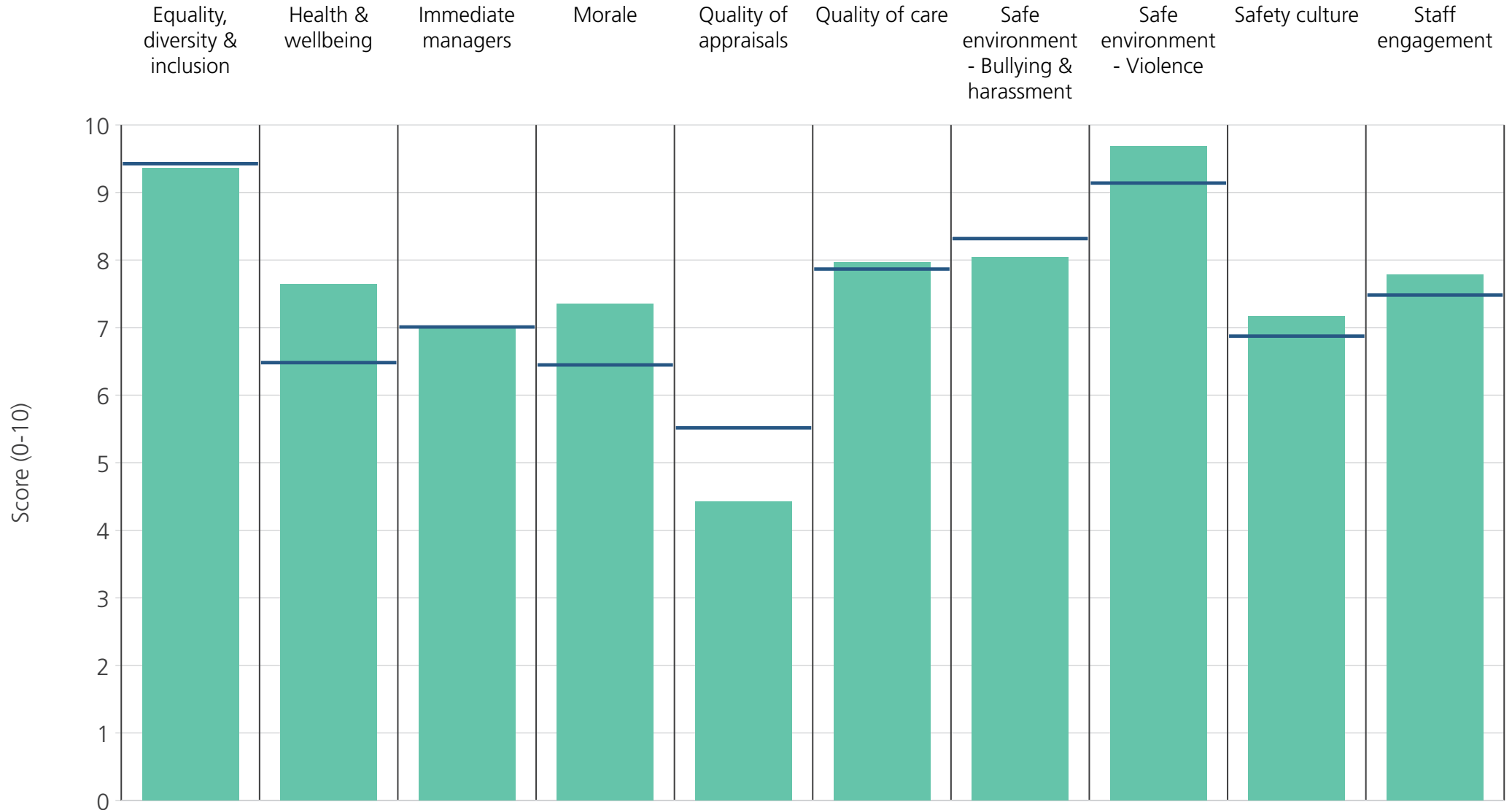


<b>Directorate</b>	9.7	6.4	7.6	7.0	6.5	7.8	8.3	8.9	6.9	7.6
<b>Your org</b>	9.4	6.5	7.0	6.4	5.5	7.9	8.3	9.1	6.9	7.5
<b>Responses</b>	96	97	98	98	93	98	96	97	98	98

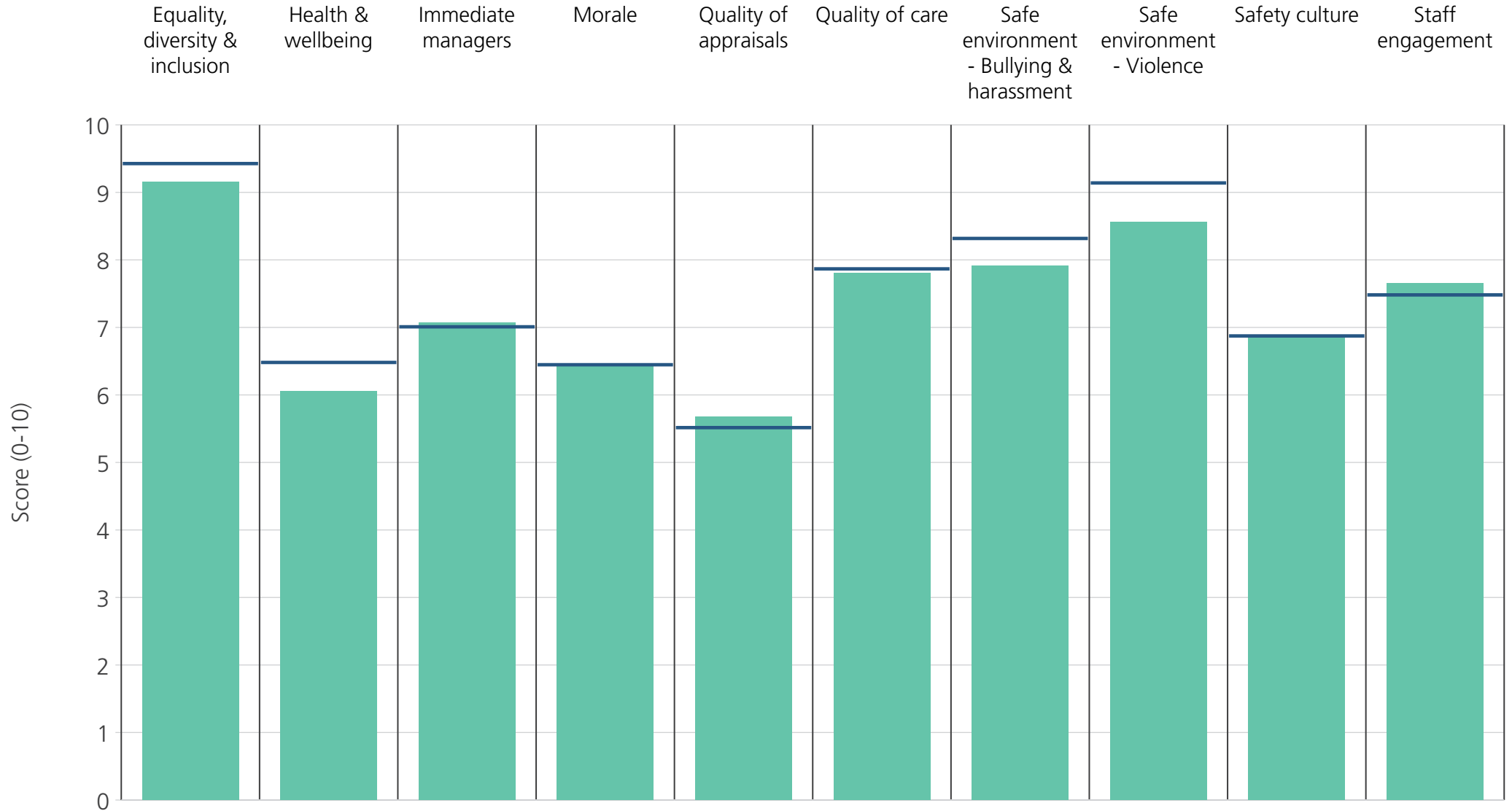




<b>Directorate</b>	9.8	8.3	8.1	7.5	6.0	8.2	9.6	9.9	7.2	7.9
<b>Your org</b>	9.4	6.5	7.0	6.4	5.5	7.9	8.3	9.1	6.9	7.5
<b>Responses</b>	22	23	23	23	22	21	23	23	23	23



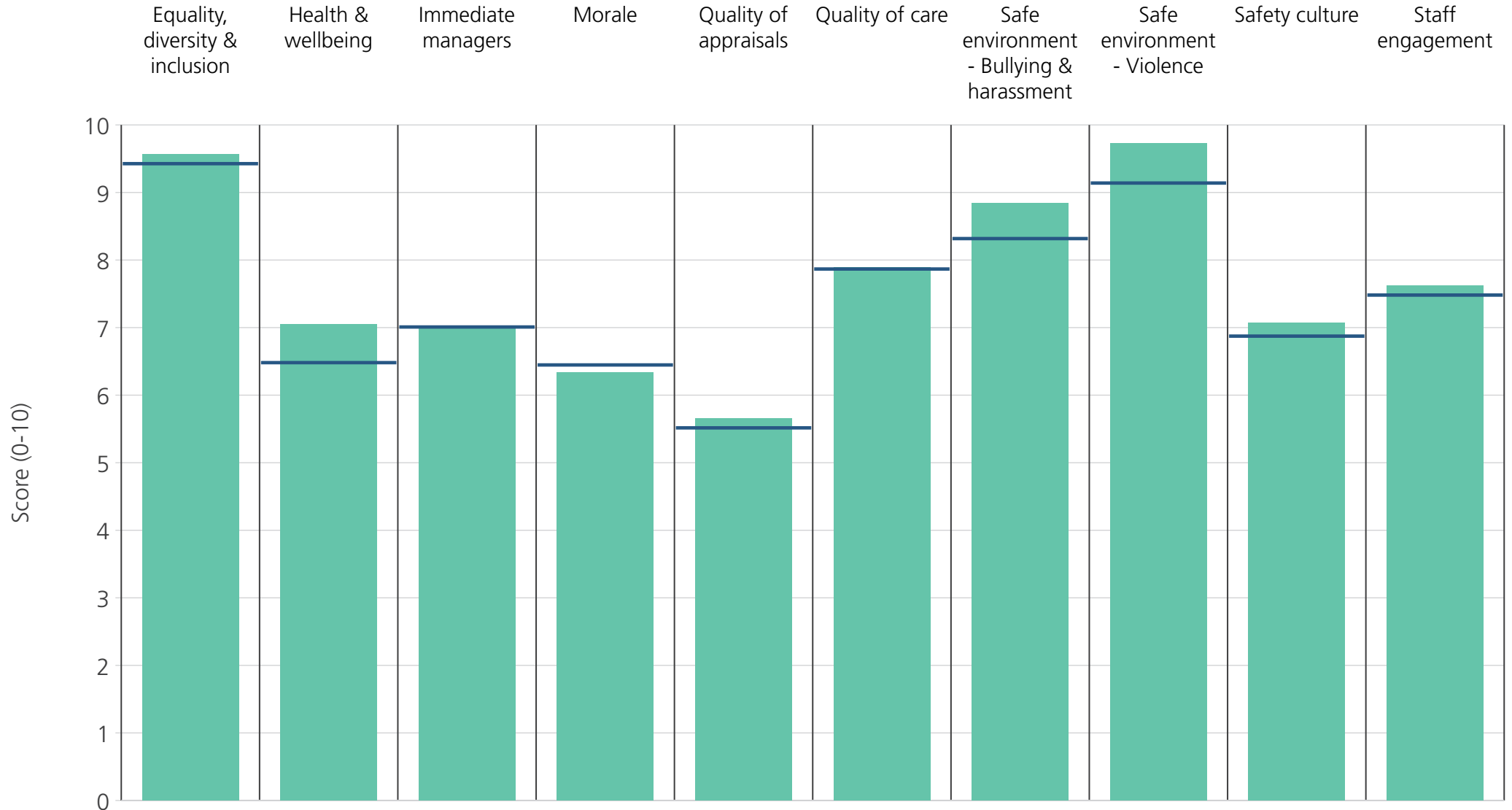
<b>Directorate</b>	9.4	7.6	7.0	7.4	4.4	8.0	8.0	9.7	7.2	7.8
<b>Your org</b>	9.4	6.5	7.0	6.4	5.5	7.9	8.3	9.1	6.9	7.5
<b>Responses</b>	74	75	72	72	70	72	74	75	75	73



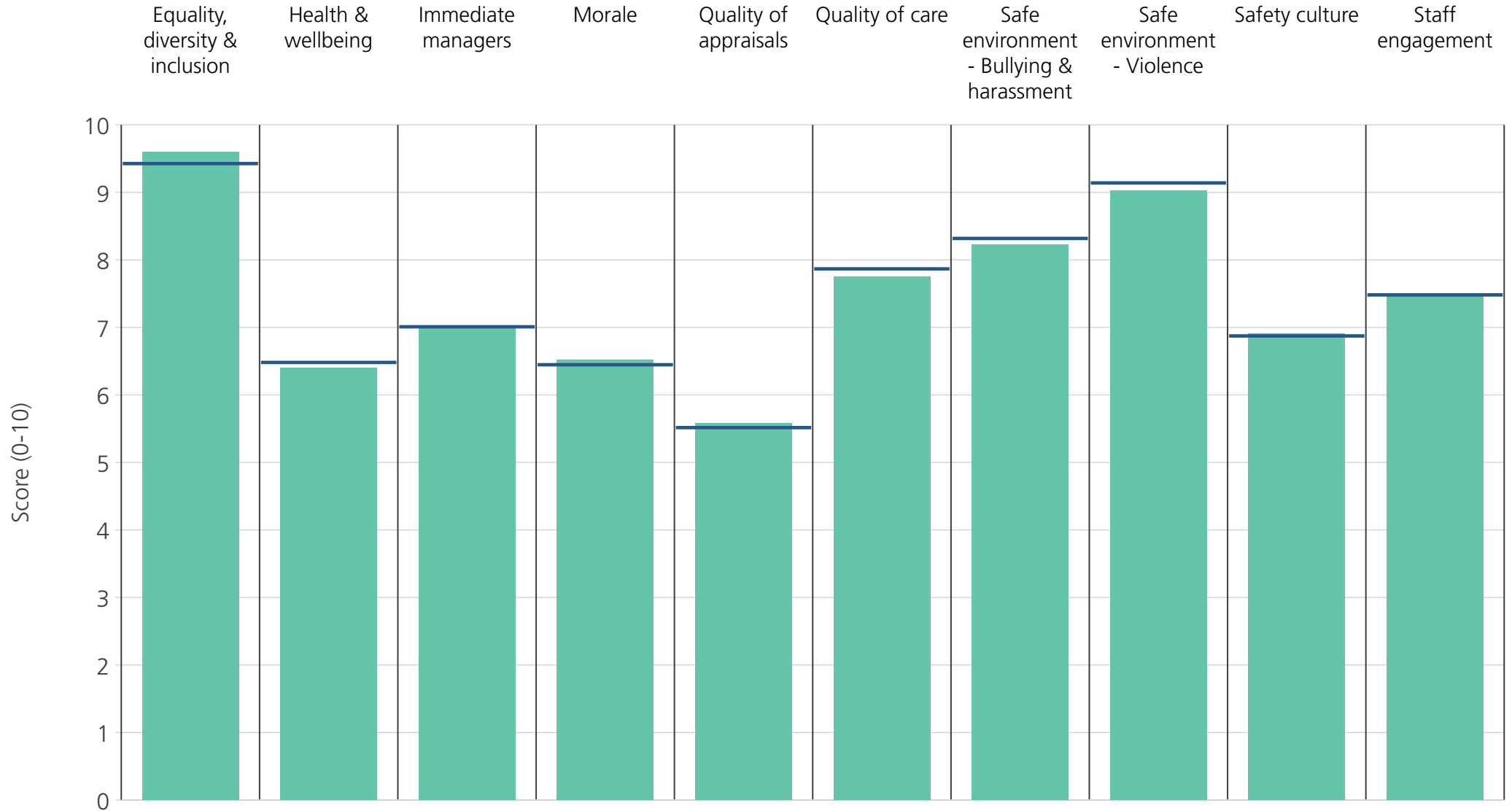
<b>Directorate</b>	9.2	6.1	7.1	6.4	5.7	7.8	7.9	8.6	6.9	7.6
<b>Your org</b>	9.4	6.5	7.0	6.4	5.5	7.9	8.3	9.1	6.9	7.5
<b>Responses</b>	181	182	183	181	156	180	180	180	182	183

# Directorates 2

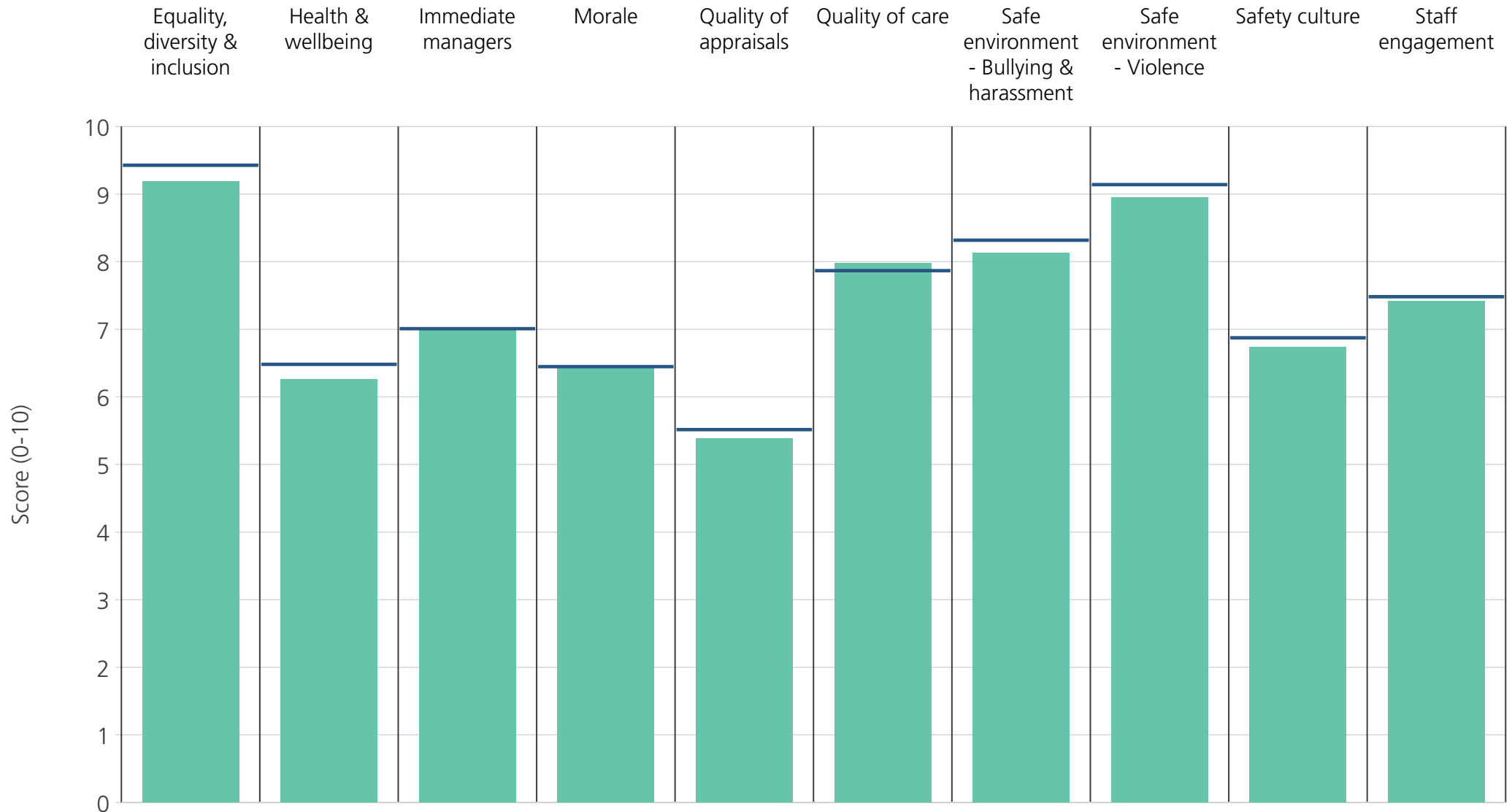
The Walton Centre NHS Foundation Trust  
2018 NHS Staff Survey Results



<b>Directorate</b>	9.6	7.1	7.0	6.3	5.7	7.9	8.8	9.7	7.1	7.6
<b>Your org</b>	9.4	6.5	7.0	6.4	5.5	7.9	8.3	9.1	6.9	7.5
<b>Responses</b>	158	159	158	158	129	87	155	156	158	159



<b>Directorate</b>	9.6	6.4	7.0	6.5	5.6	7.8	8.2	9.0	6.9	7.5
<b>Your org</b>	9.4	6.5	7.0	6.4	5.5	7.9	8.3	9.1	6.9	7.5
<b>Responses</b>	288	292	292	289	256	281	290	291	292	294



<b>Directorate</b>	9.2	6.3	7.0	6.4	5.4	8.0	8.1	8.9	6.7	7.4
<b>Your org</b>	9.4	6.5	7.0	6.4	5.5	7.9	8.3	9.1	6.9	7.5
<b>Responses</b>	298	301	300	294	254	281	295	297	301	300