

# Sheffield Teaching Hospitals NHS Foundation Trust

2018 NHS Staff Survey

**Directorate Report**

**Contents**

Introduction . . . . .	3
Themes – Directorates 1 . . . . .	4
Acute & Emergency Medicine . . . . .	5
Combined Community & Acute Group . . . . .	6
Corporate Directorates . . . . .	7
Head & Neck Services . . . . .	8
Hosted Contracts . . . . .	9
Hotel Services . . . . .	10
LEGION . . . . .	11
MAPS . . . . .	12
Musculoskeletal Services . . . . .	13
OSCCA . . . . .	14
South Yorkshire Regional Services . . . . .	15
Spec Cancer, Medicine & Rehab . . . . .	16
Surgical Services . . . . .	17

This directorate report for Sheffield Teaching Hospitals NHS Foundation Trust contains results by directorate for themes from the 2018 NHS Staff Survey. These results are compared to the unweighted average for your organisation.

**Please note:** It is possible that there are differences between the 'Your org' scores reported in this directorate report and those in the benchmark report. This is because the results in the benchmark report are weighted to allow for fair comparisons between organisations of a similar type. However, in this report comparisons are made within your organisation so the unweighted organisation result is a more appropriate point of comparison.

The directorate breakdowns used in this report were provided and defined by Sheffield Teaching Hospitals NHS Foundation Trust. Details of how the theme scores were calculated are included in the Technical Document, available to download from our [results website](#).

## Key features

Breakdown type and **directorate name** are specified in the header. Black text in the header is hyperlinked: clicking on '2018 NHS Staff Survey Results' navigates back to the contents page.

Directorate results are presented in the context of the (unweighted) **organisation average ('Your org')**, so it is easy to tell if a directorate is performing better or worse than the organisation average. For all themes, a higher score is a better result than a lower score.

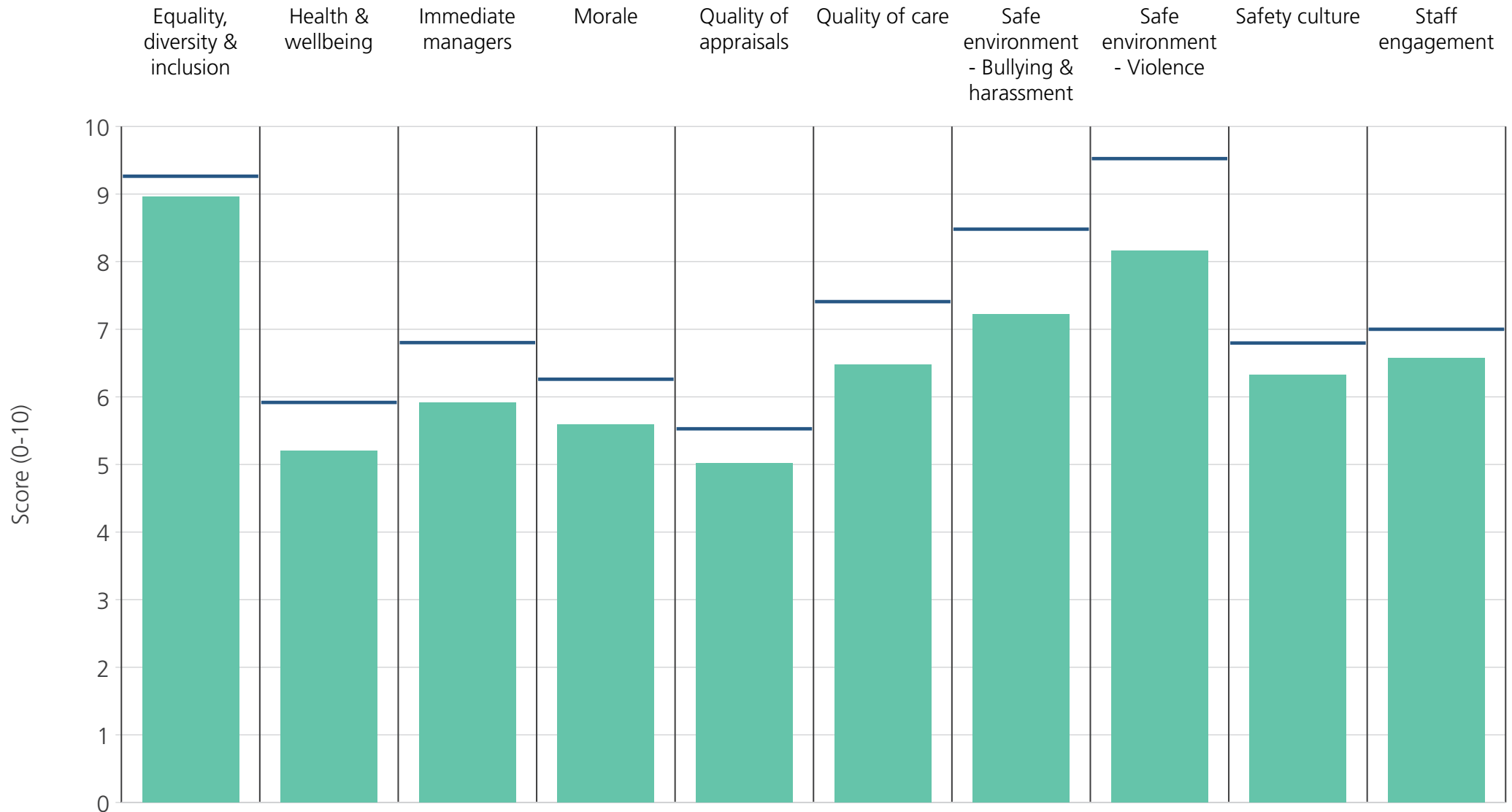
The **number of responses** feeding into each theme score **for the given directorate** is specified below the table containing the directorate and trust scores.



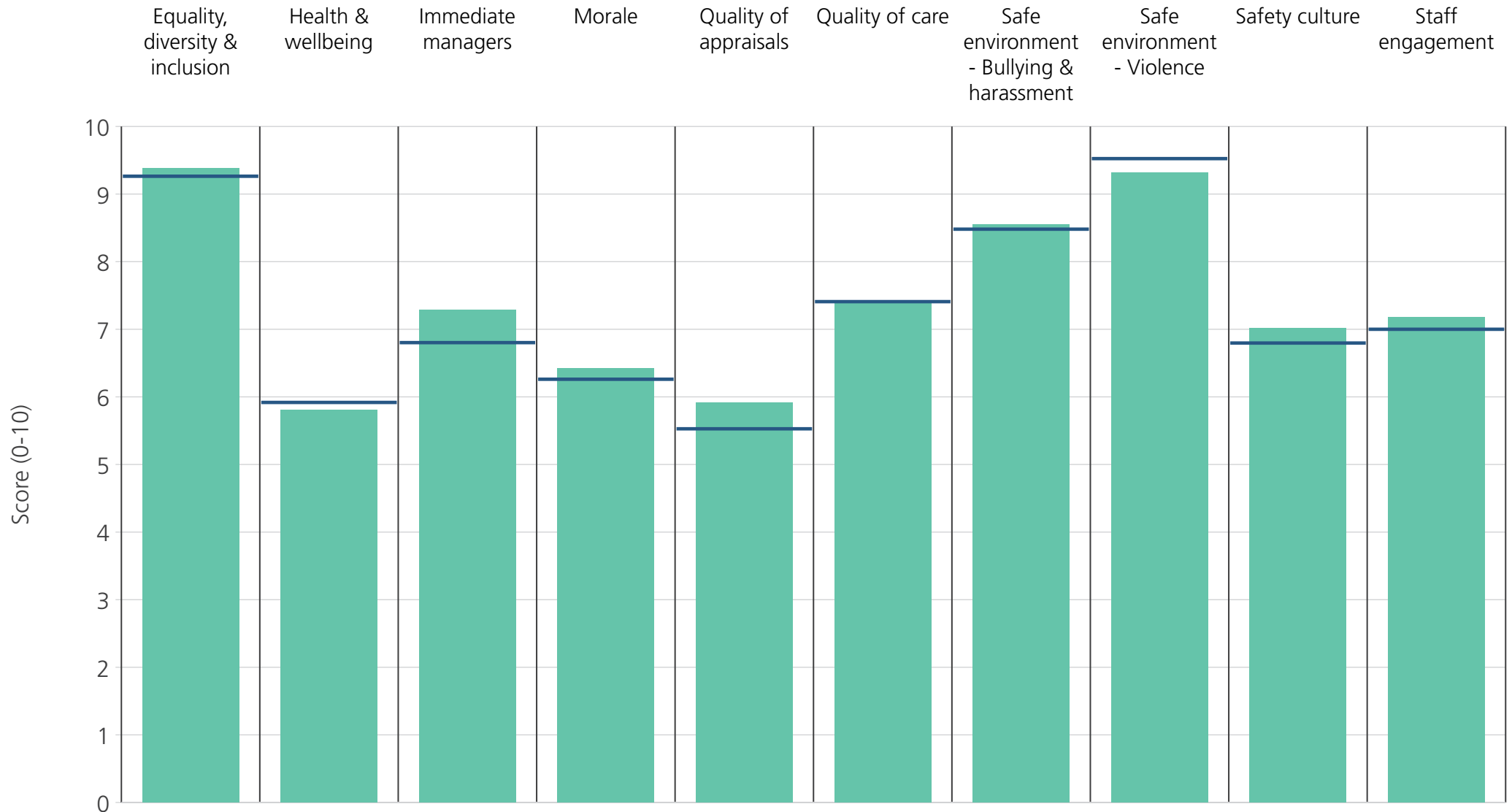
**! Note:** when there are less than 11 responses in a group, results are suppressed to protect staff confidentiality

# Directorates 1

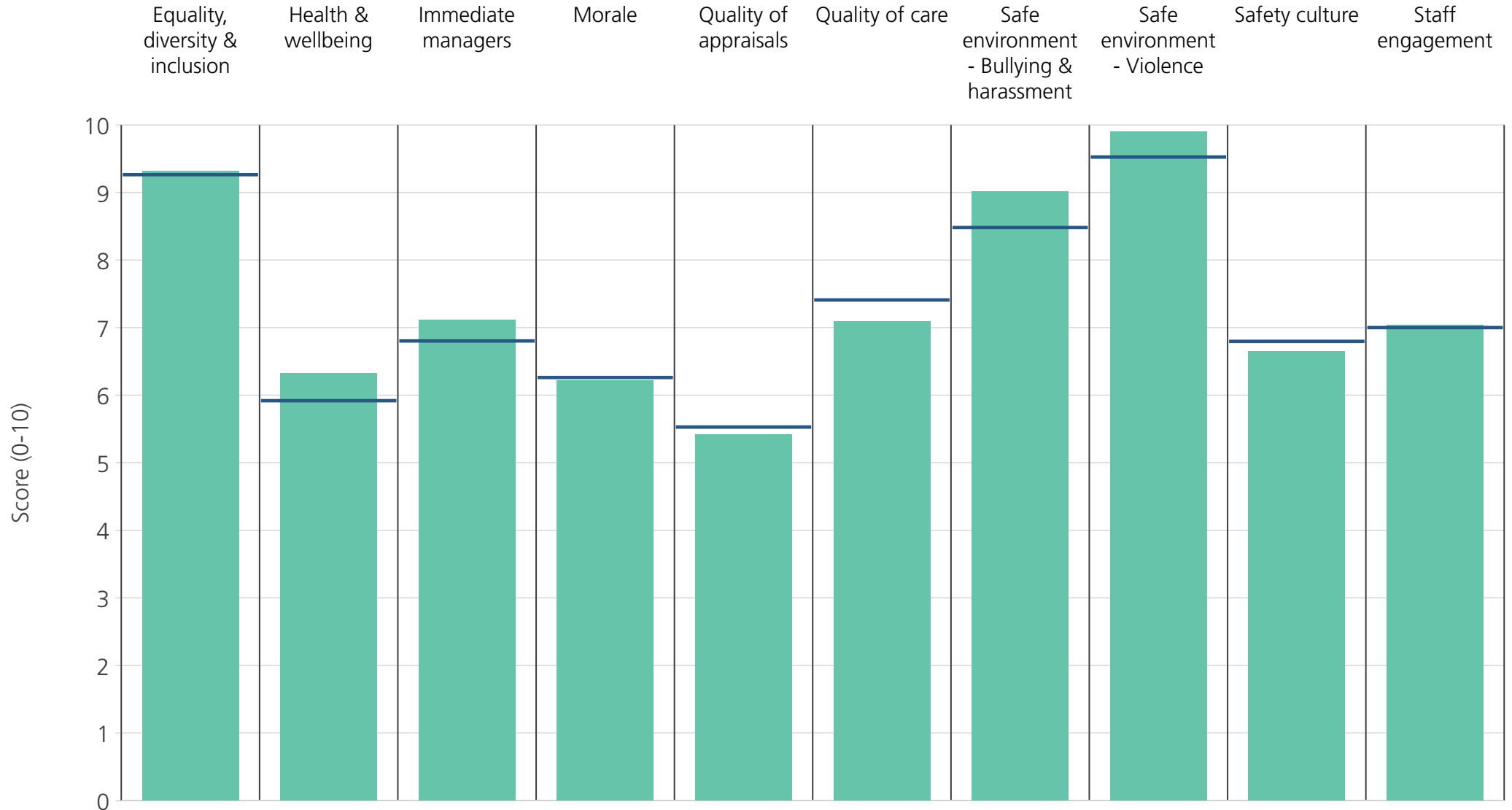
Sheffield Teaching Hospitals NHS Foundation Trust  
2018 NHS Staff Survey Results



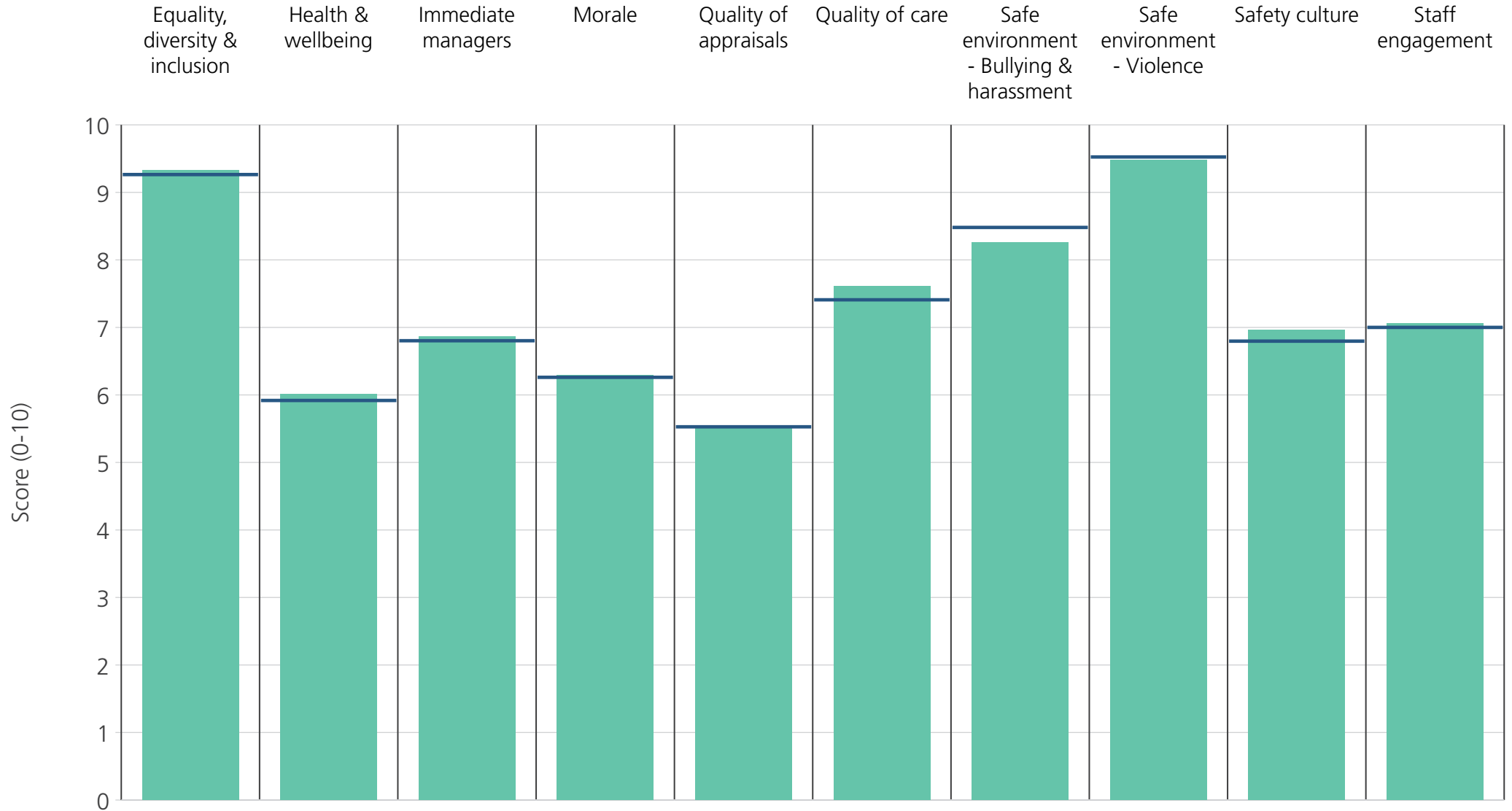
<b>Directorate</b>	9.0	5.2	5.9	5.6	5.0	6.5	7.2	8.2	6.3	6.6
<b>Your org</b>	9.3	5.9	6.8	6.3	5.5	7.4	8.5	9.5	6.8	7.0
<b>Responses</b>	160	163	163	163	142	157	161	161	163	164



<b>Directorate</b>	9.4	5.8	7.3	6.4	5.9	7.4	8.6	9.3	7.0	7.2
<b>Your org</b>	9.3	5.9	6.8	6.3	5.5	7.4	8.5	9.5	6.8	7.0
<b>Responses</b>	919	923	921	919	863	855	921	915	923	923

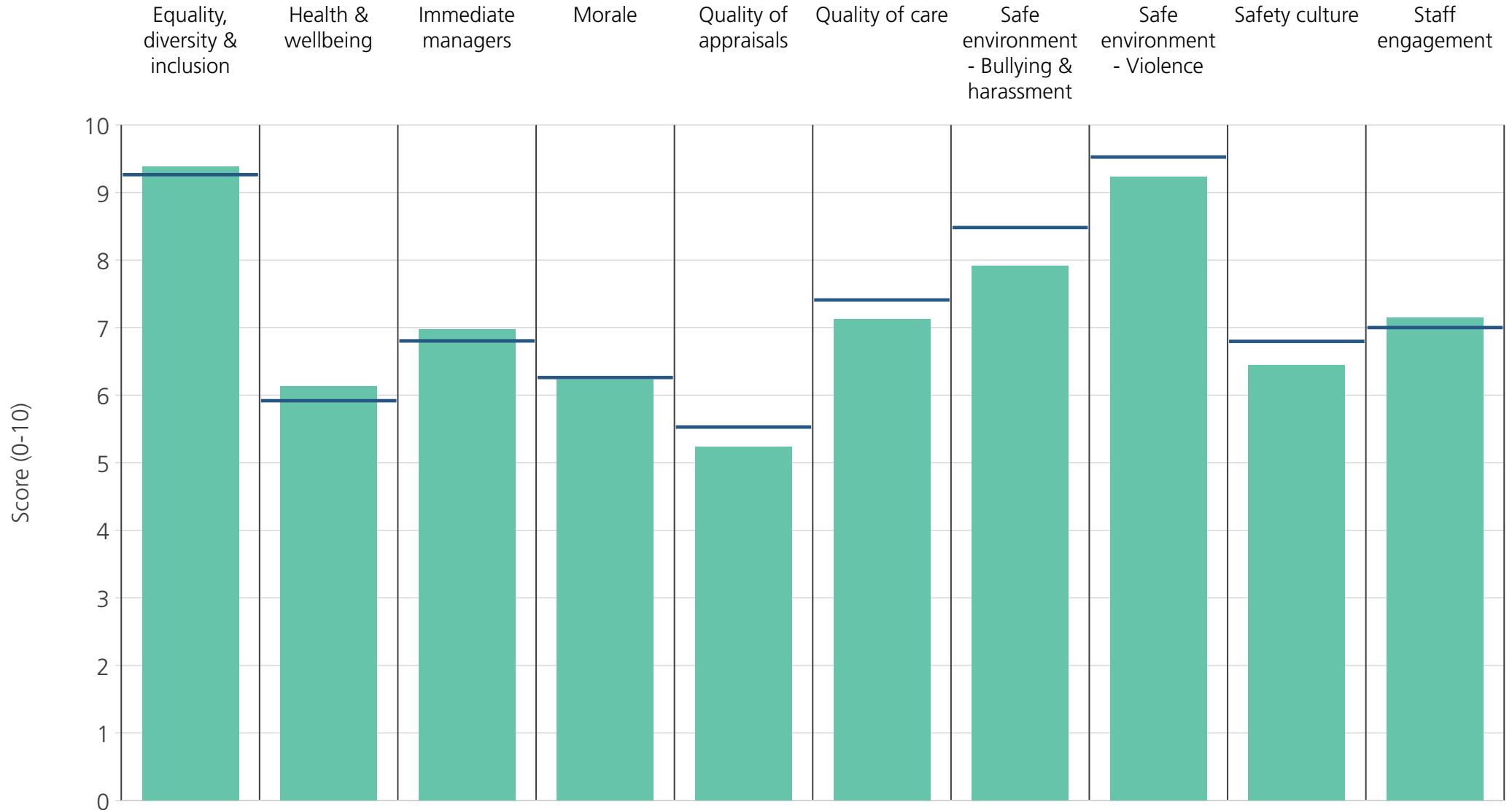


<b>Directorate</b>	9.3	6.3	7.1	6.2	5.4	7.1	9.0	9.9	6.7	7.0
<b>Your org</b>	9.3	5.9	6.8	6.3	5.5	7.4	8.5	9.5	6.8	7.0
<b>Responses</b>	981	984	984	983	875	568	979	983	977	986

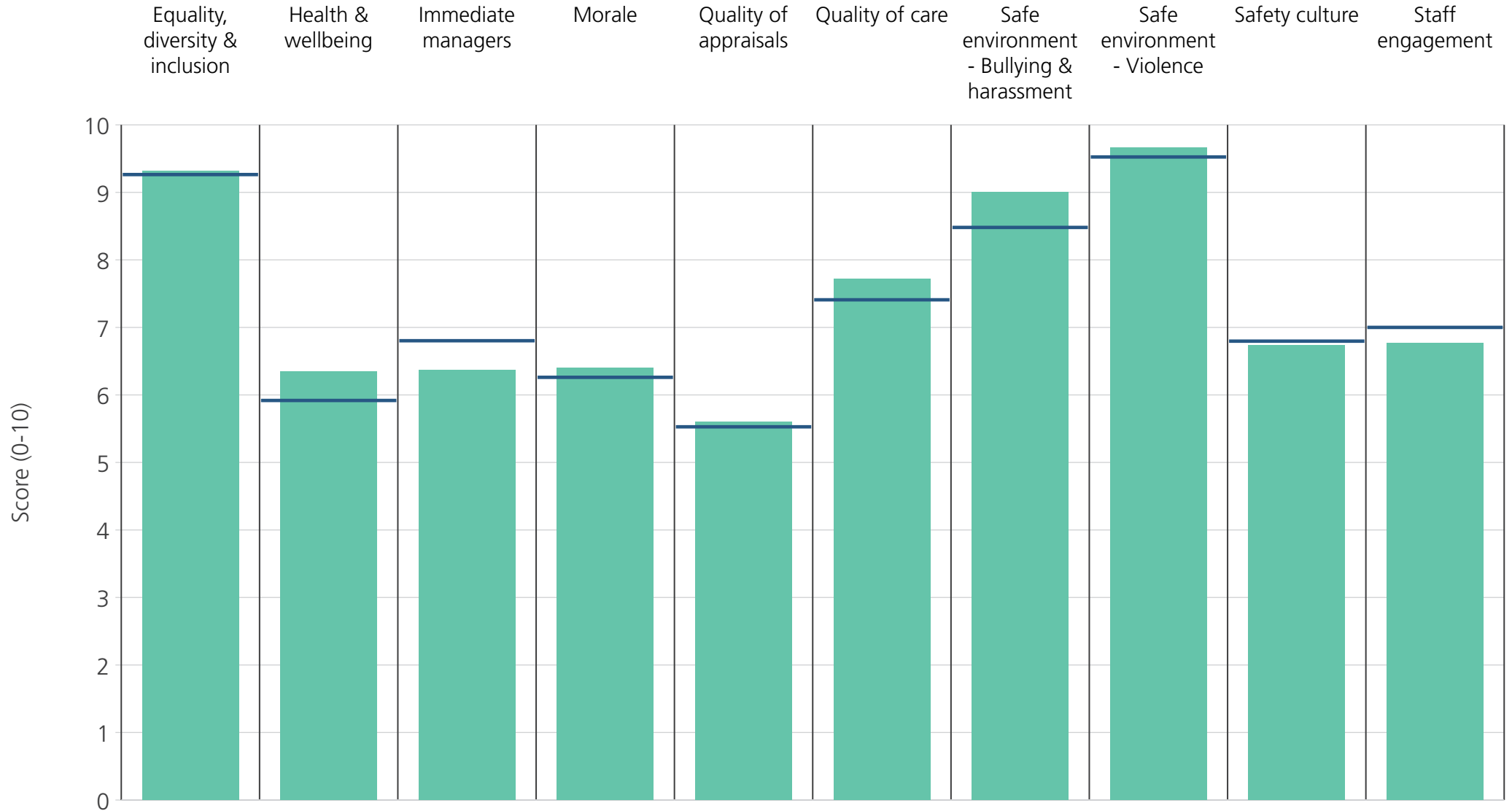


<b>Directorate</b>	9.3	6.0	6.9	6.3	5.5	7.6	8.3	9.5	7.0	7.1
<b>Your org</b>	9.3	5.9	6.8	6.3	5.5	7.4	8.5	9.5	6.8	7.0
<b>Responses</b>	716	718	720	716	614	677	717	719	718	720

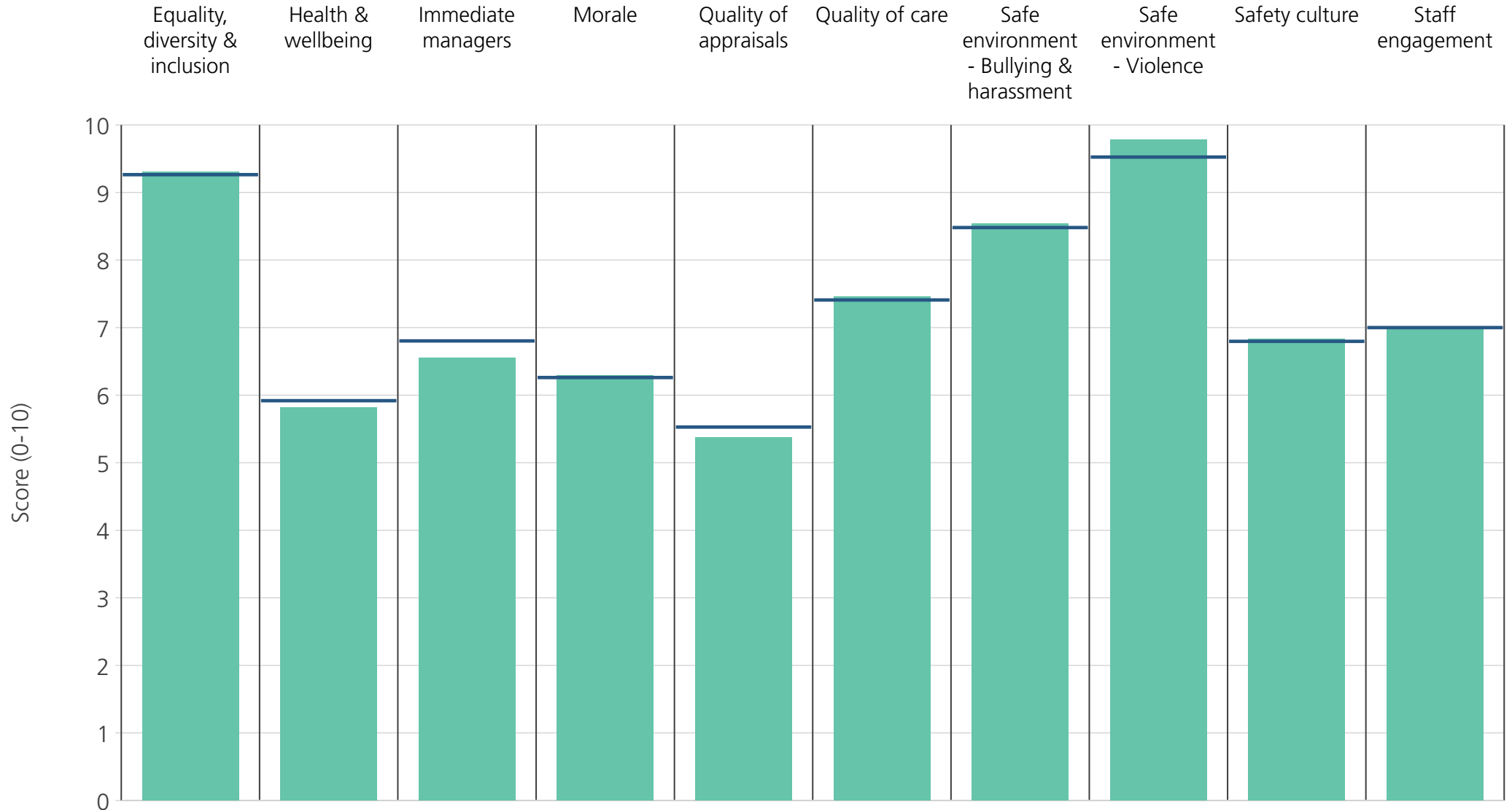




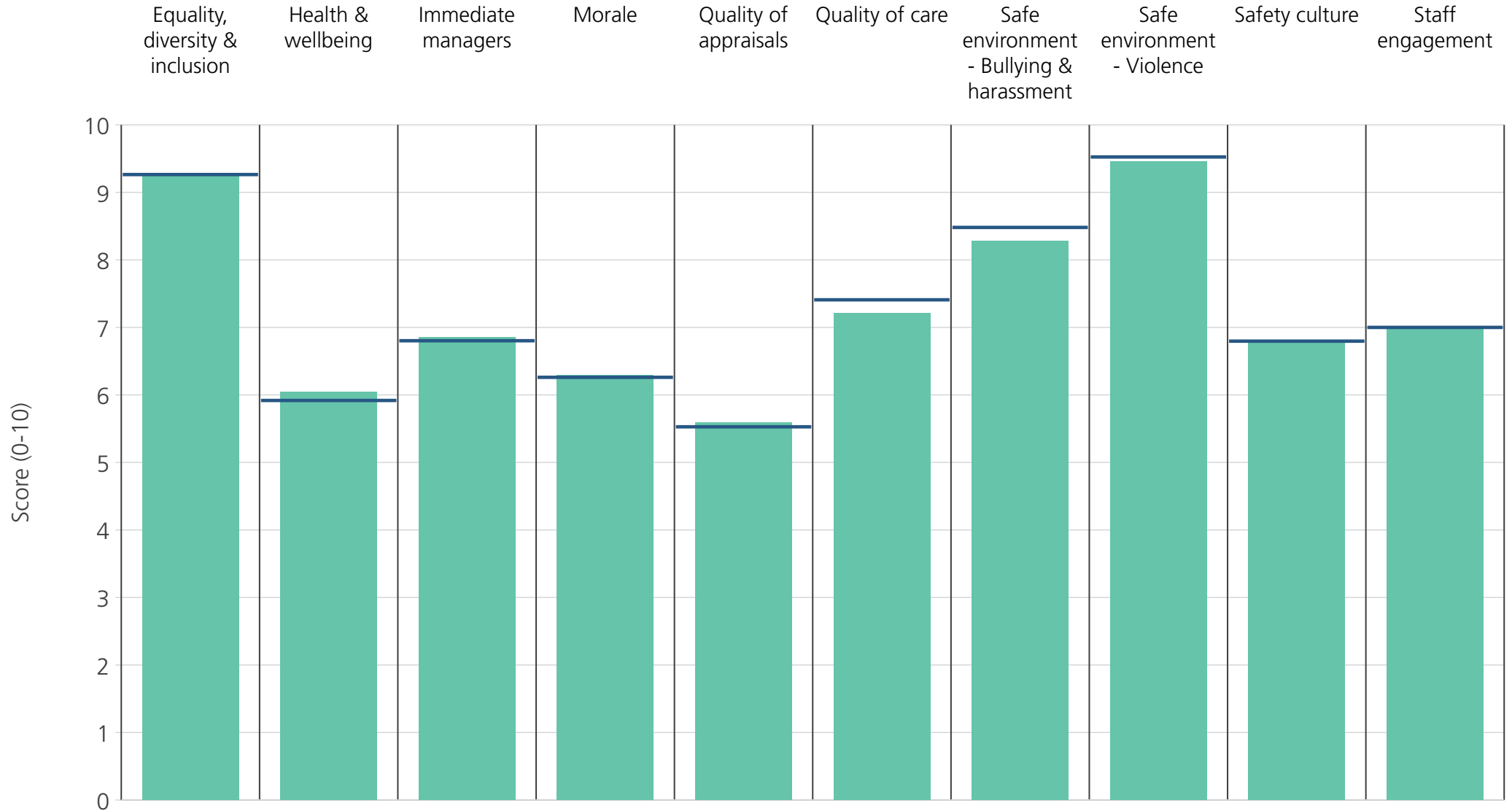
<b>Directorate</b>	9.4	6.1	7.0	6.2	5.2	7.1	7.9	9.2	6.4	7.1
<b>Your org</b>	9.3	5.9	6.8	6.3	5.5	7.4	8.5	9.5	6.8	7.0
<b>Responses</b>	146	147	146	145	120	140	147	147	144	147



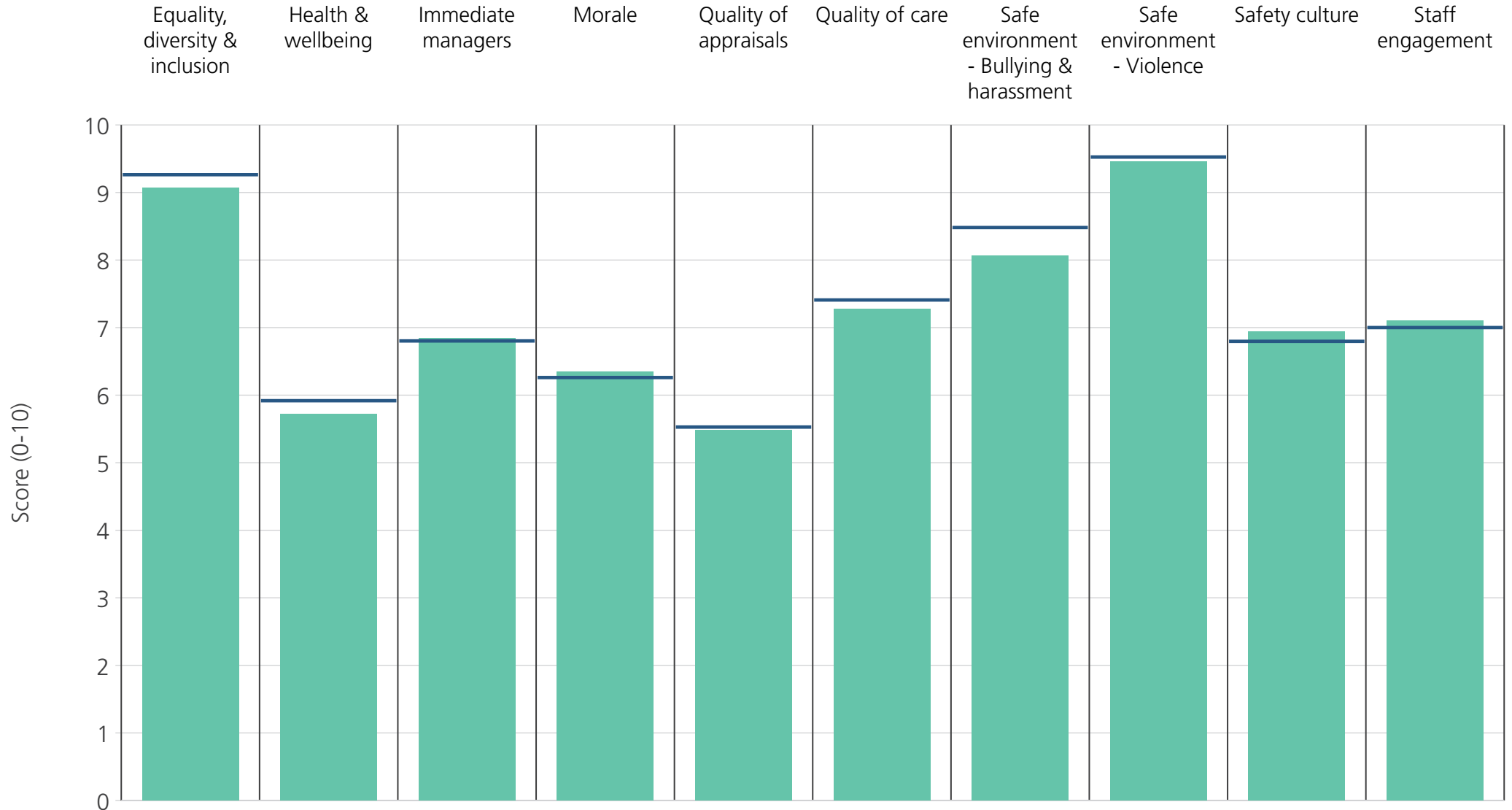
<b>Directorate</b>	9.3	6.3	6.4	6.4	5.6	7.7	9.0	9.7	6.7	6.8
<b>Your org</b>	9.3	5.9	6.8	6.3	5.5	7.4	8.5	9.5	6.8	7.0
<b>Responses</b>	946	950	947	910	755	719	919	914	930	946



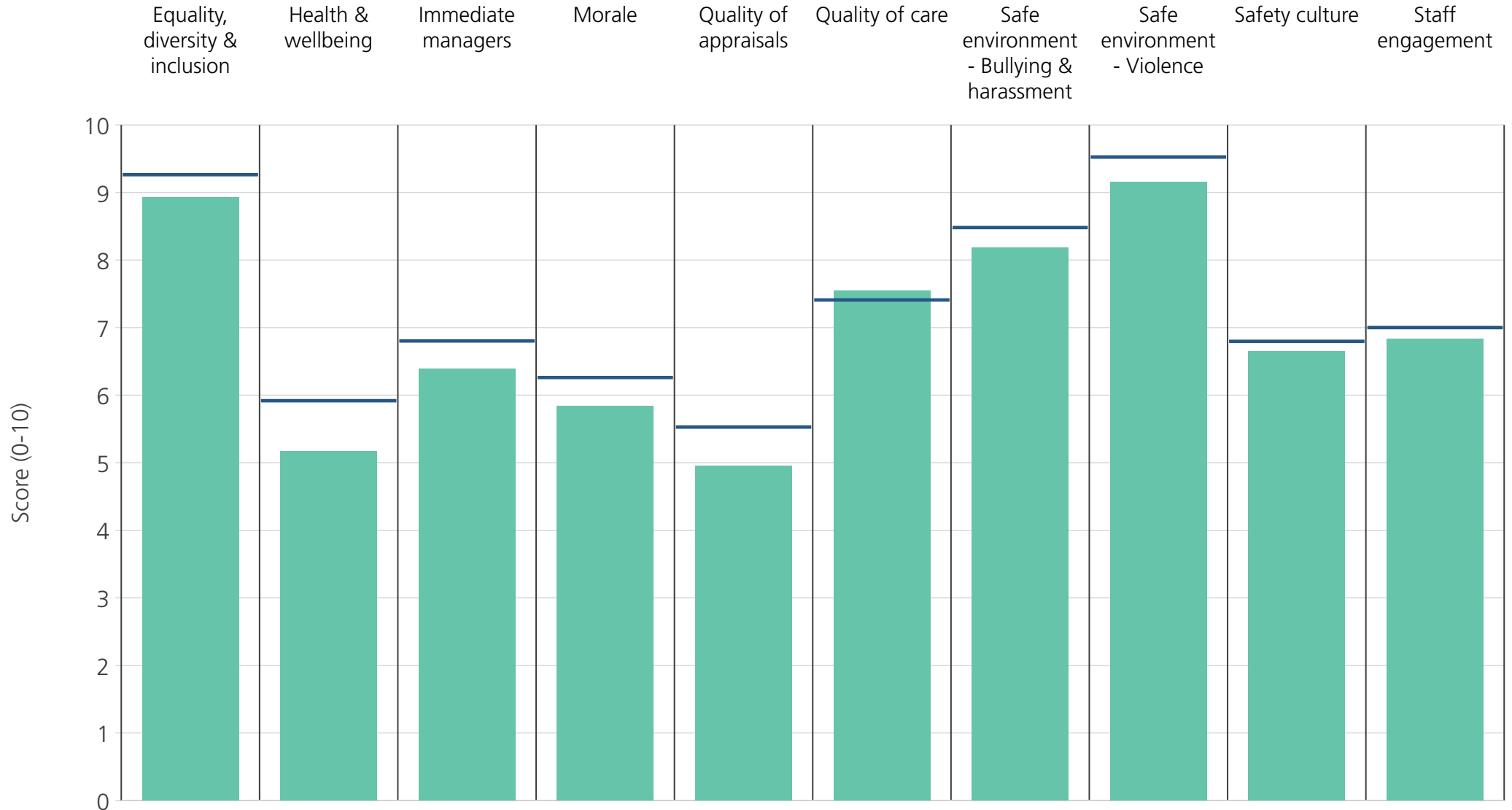
<b>Directorate</b>	9.3	5.8	6.5	6.3	5.4	7.5	8.5	9.8	6.8	7.0
<b>Your org</b>	9.3	5.9	6.8	6.3	5.5	7.4	8.5	9.5	6.8	7.0
<b>Responses</b>	1091	1096	1097	1095	994	1019	1090	1093	1096	1099



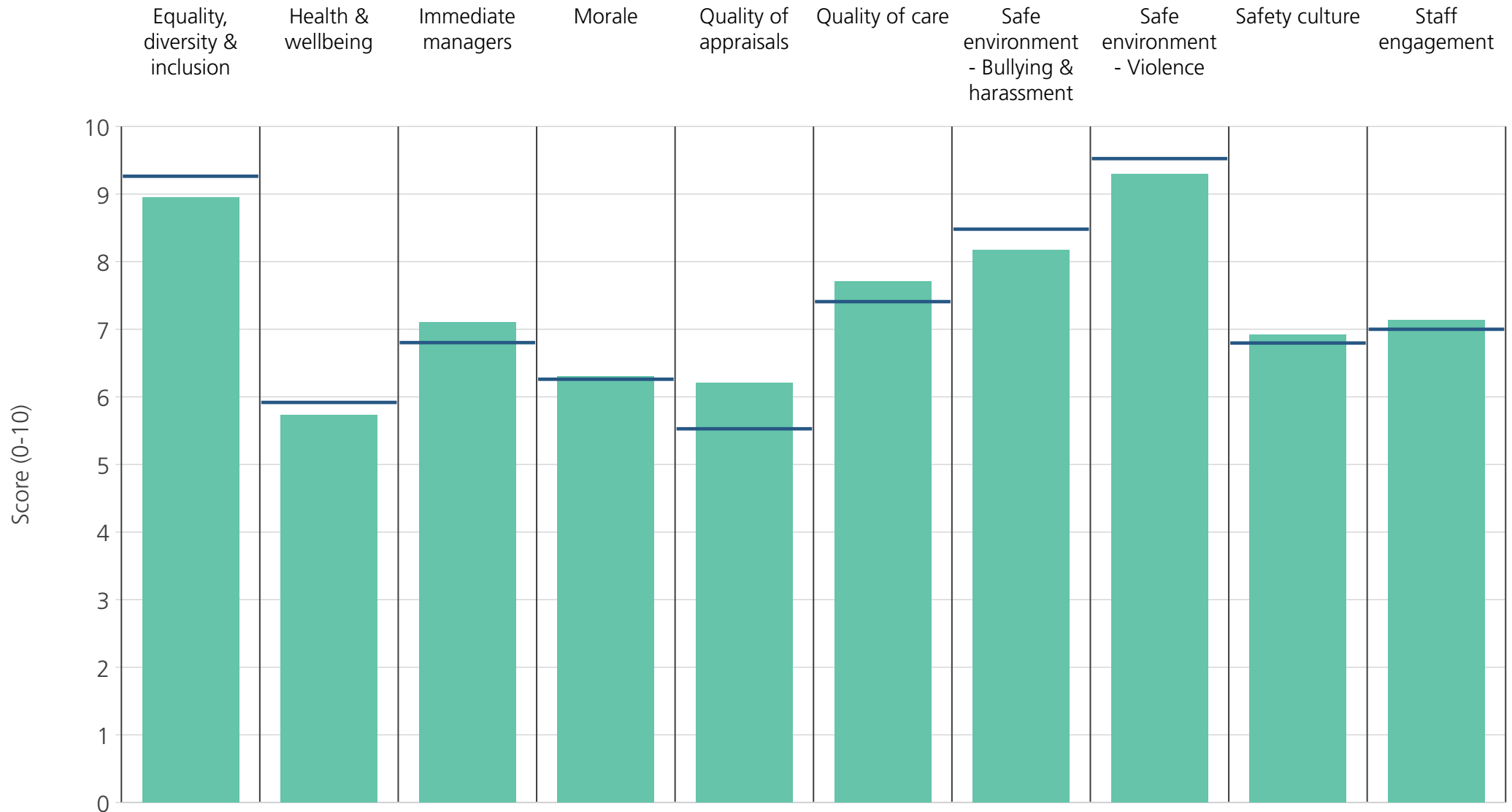
<b>Directorate</b>	9.3	6.0	6.9	6.3	5.6	7.2	8.3	9.5	6.8	7.0
<b>Your org</b>	9.3	5.9	6.8	6.3	5.5	7.4	8.5	9.5	6.8	7.0
<b>Responses</b>	565	566	565	565	486	527	564	564	565	566



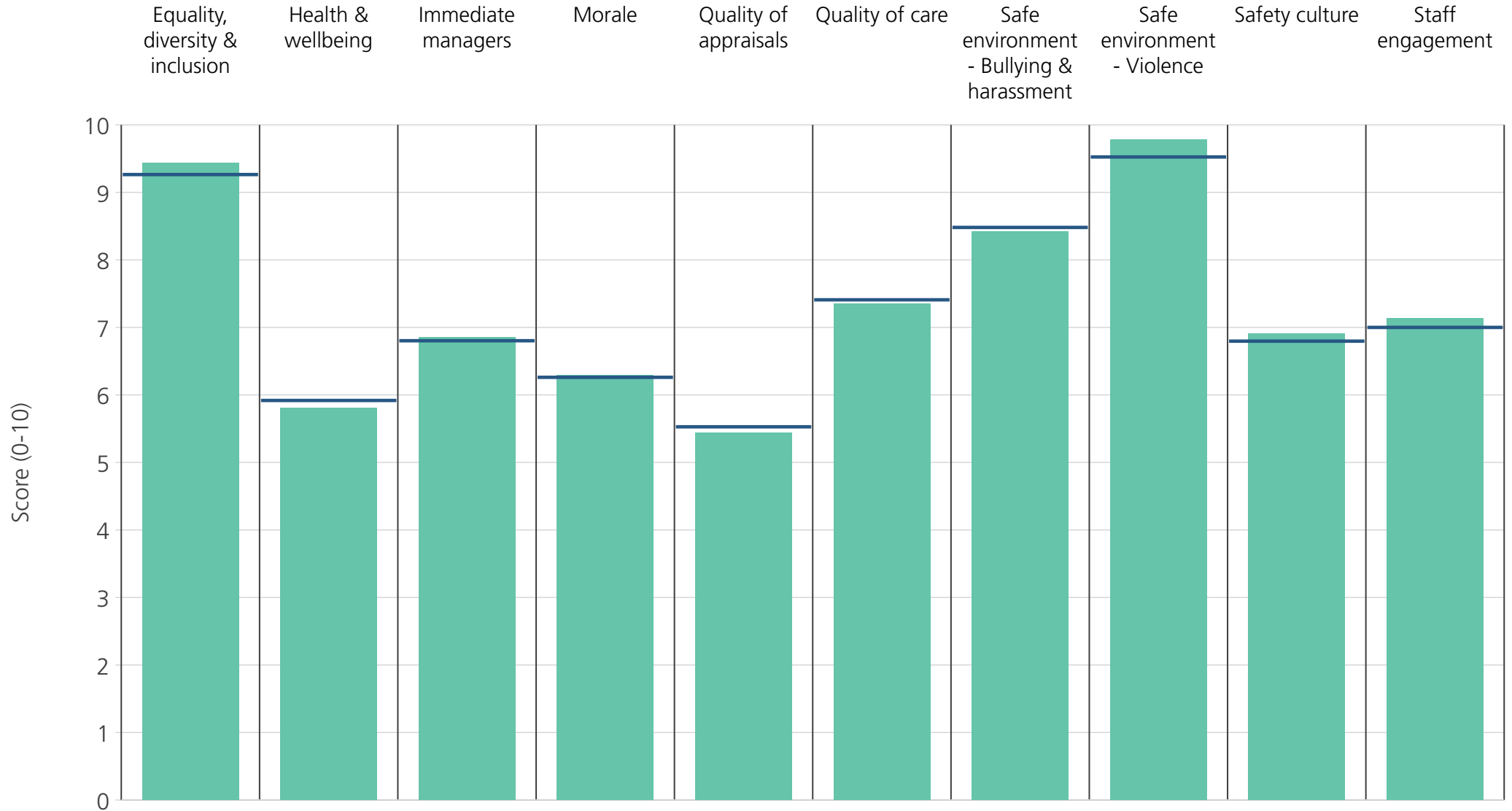
<b>Directorate</b>	9.1	5.7	6.8	6.4	5.5	7.3	8.1	9.5	6.9	7.1
<b>Your org</b>	9.3	5.9	6.8	6.3	5.5	7.4	8.5	9.5	6.8	7.0
<b>Responses</b>	279	285	283	283	256	274	284	285	285	285



<b>Directorate</b>	8.9	5.2	6.4	5.8	5.0	7.5	8.2	9.2	6.6	6.8
<b>Your org</b>	9.3	5.9	6.8	6.3	5.5	7.4	8.5	9.5	6.8	7.0
<b>Responses</b>	381	383	383	382	334	374	383	383	383	384

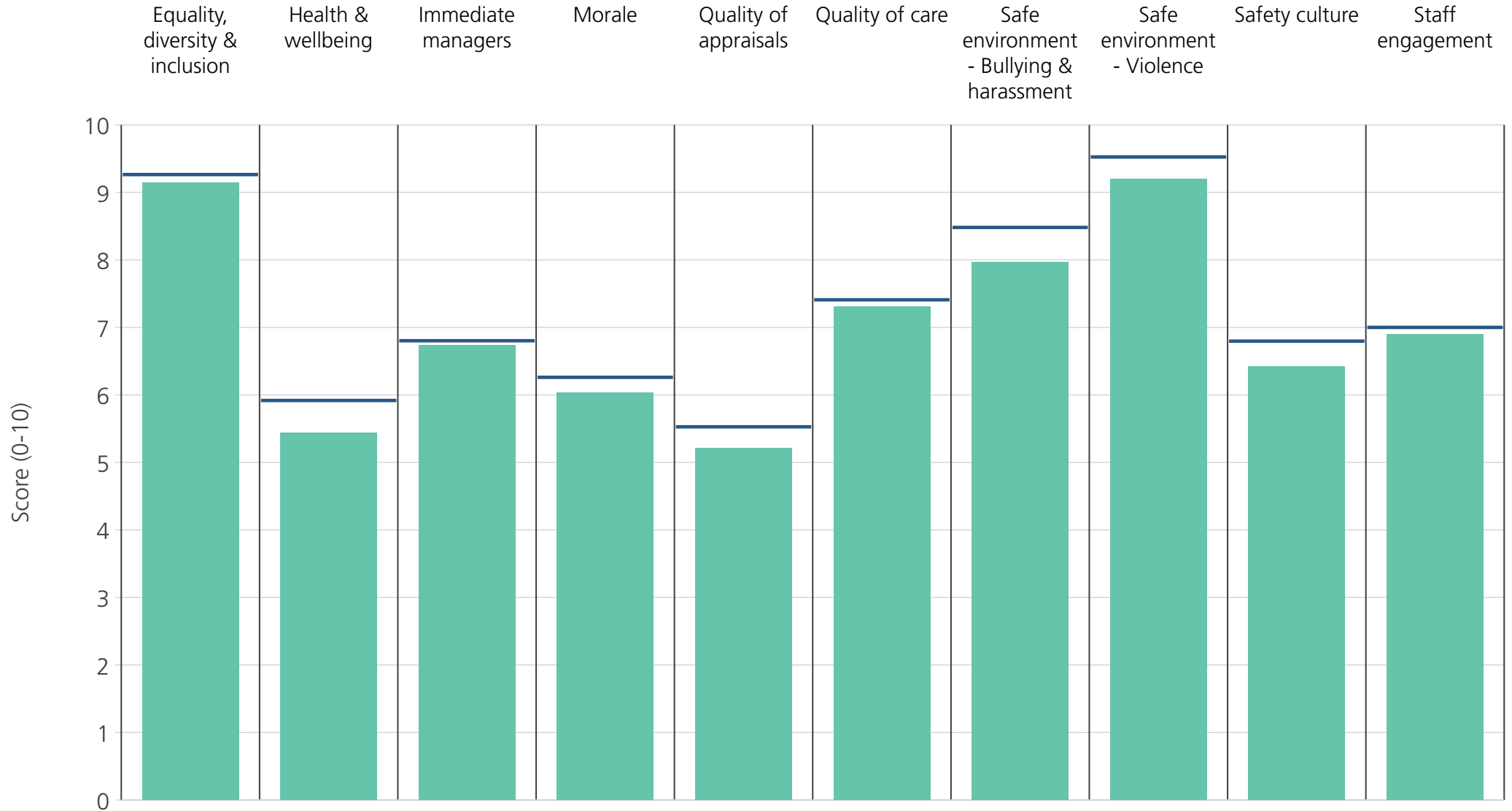


<b>Directorate</b>	9.0	5.7	7.1	6.3	6.2	7.7	8.2	9.3	6.9	7.1
<b>Your org</b>	9.3	5.9	6.8	6.3	5.5	7.4	8.5	9.5	6.8	7.0
<b>Responses</b>	431	437	437	434	385	416	434	435	435	437



<b>Directorate</b>	9.4	5.8	6.8	6.3	5.4	7.3	8.4	9.8	6.9	7.1
<b>Your org</b>	9.3	5.9	6.8	6.3	5.5	7.4	8.5	9.5	6.8	7.0
<b>Responses</b>	509	513	512	511	453	470	510	509	512	513





<b>Directorate</b>	9.1	5.4	6.7	6.0	5.2	7.3	8.0	9.2	6.4	6.9
<b>Your org</b>	9.3	5.9	6.8	6.3	5.5	7.4	8.5	9.5	6.8	7.0
<b>Responses</b>	337	339	339	338	284	327	337	337	337	339