

Portsmouth Hospitals NHS Trust

2018 NHS Staff Survey

Directorate Report

Contents

Introduction	3
Themes – Directorates 1	4
Clinical Delivery Division	5
Corporate Services Division	6
Medicine and Urgent Care Division	7
Networked Services Division	8
Surgical and Outpatients Division	9
Themes – Directorates 2	10
Admin & Management	11
Medical & Dental	12
Nursing & Midwifery	13
Scientific, Technical & Therapeutic	14

This directorate report for Portsmouth Hospitals NHS Trust contains results by directorate for themes from the 2018 NHS Staff Survey. These results are compared to the unweighted average for your organisation.

Please note: It is possible that there are differences between the 'Your org' scores reported in this directorate report and those in the benchmark report. This is because the results in the benchmark report are weighted to allow for fair comparisons between organisations of a similar type. However, in this report comparisons are made within your organisation so the unweighted organisation result is a more appropriate point of comparison.

The directorate breakdowns used in this report were provided and defined by Portsmouth Hospitals NHS Trust. Details of how the theme scores were calculated are included in the Technical Document, available to download from our [results website](#).

Key features

Breakdown type and **directorate name** are specified in the header. Black text in the header is hyperlinked: clicking on '2018 NHS Staff Survey Results' navigates back to the contents page.

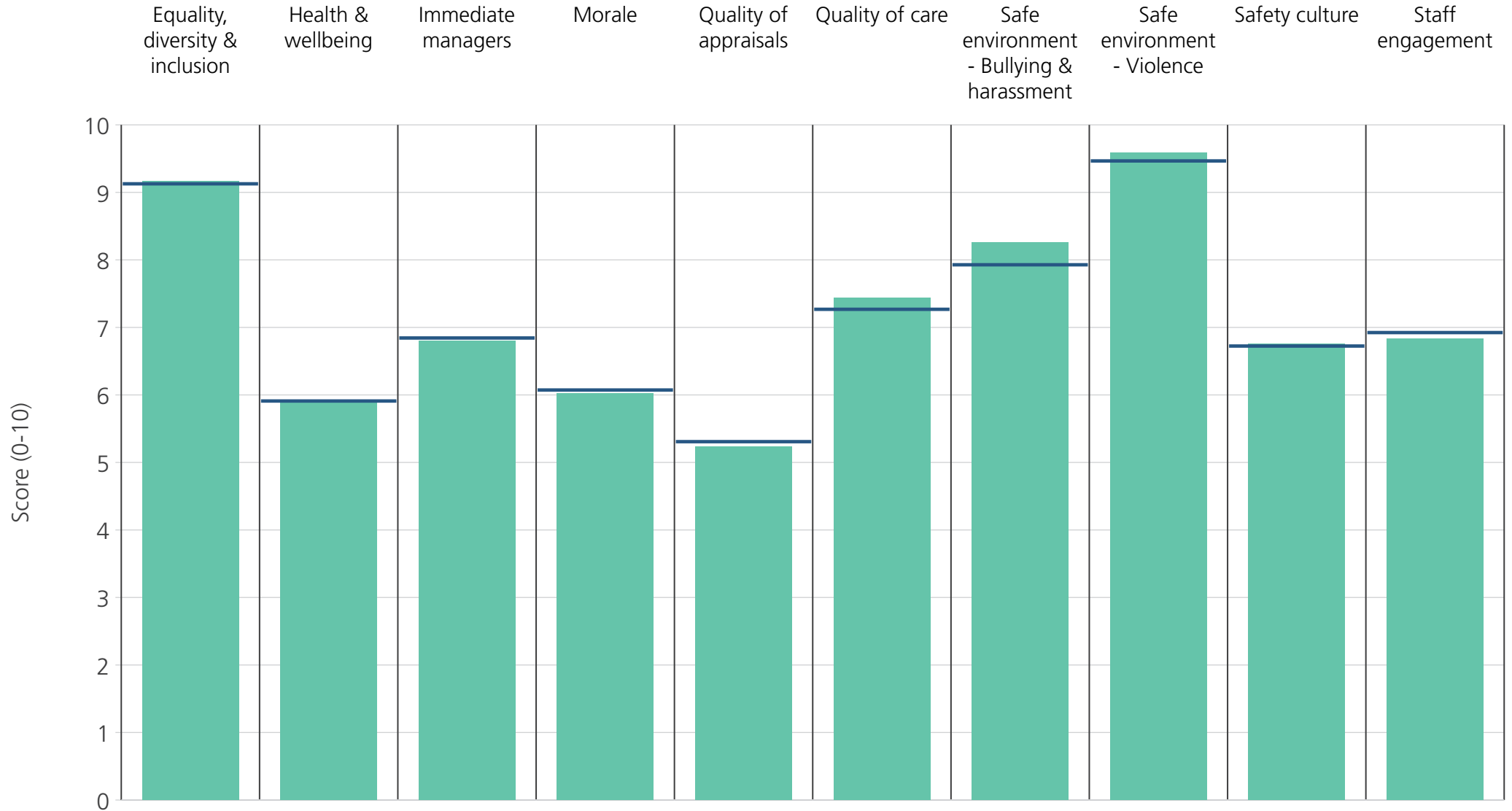
Directorate results are presented in the context of the (unweighted) **organisation average ('Your org')**, so it is easy to tell if a directorate is performing better or worse than the organisation average. For all themes, a higher score is a better result than a lower score.

The **number of responses** feeding into each theme score **for the given directorate** is specified below the table containing the directorate and trust scores.

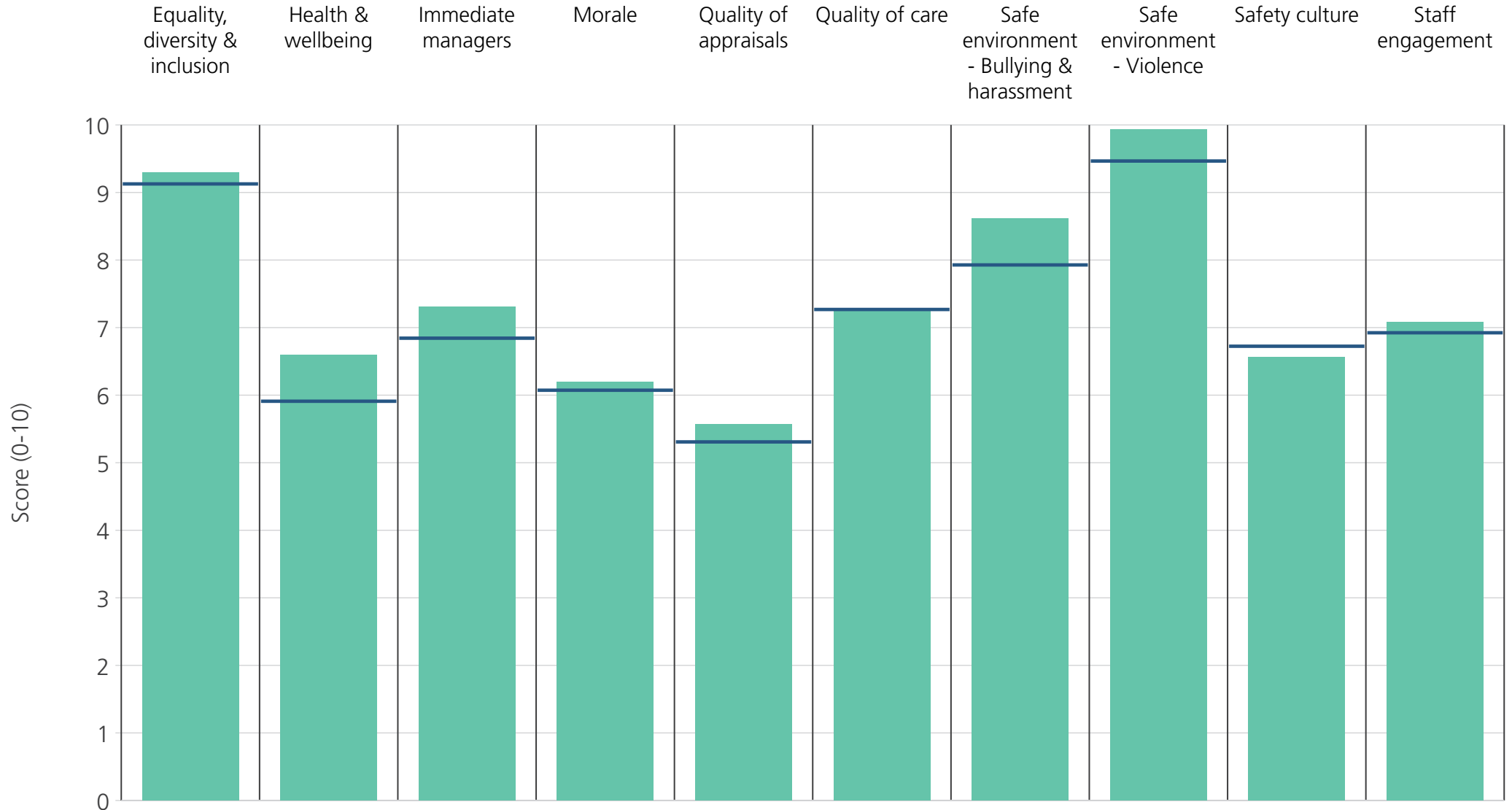


! Note: when there are less than 11 responses in a group, results are suppressed to protect staff confidentiality

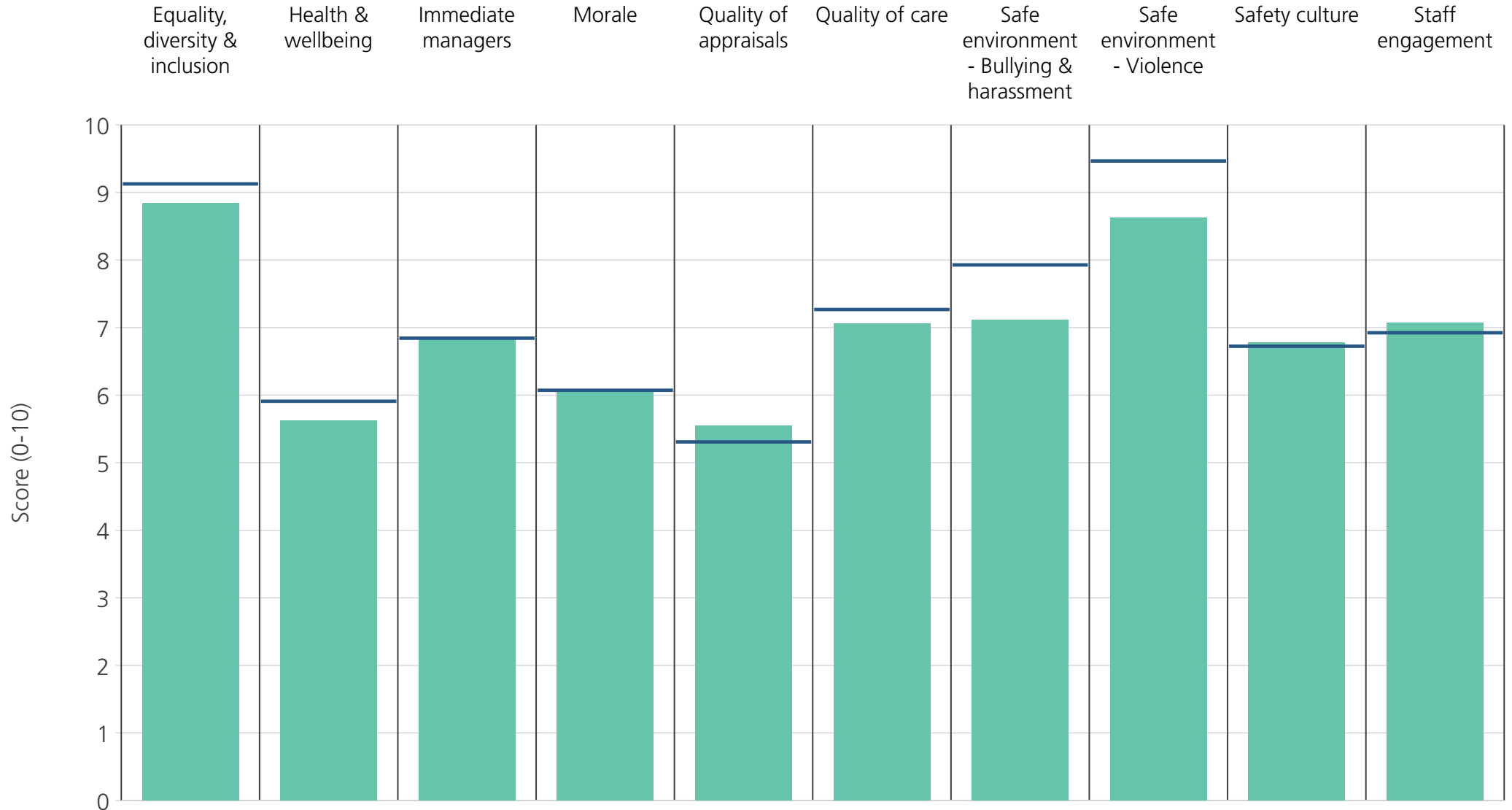
Directorates 1



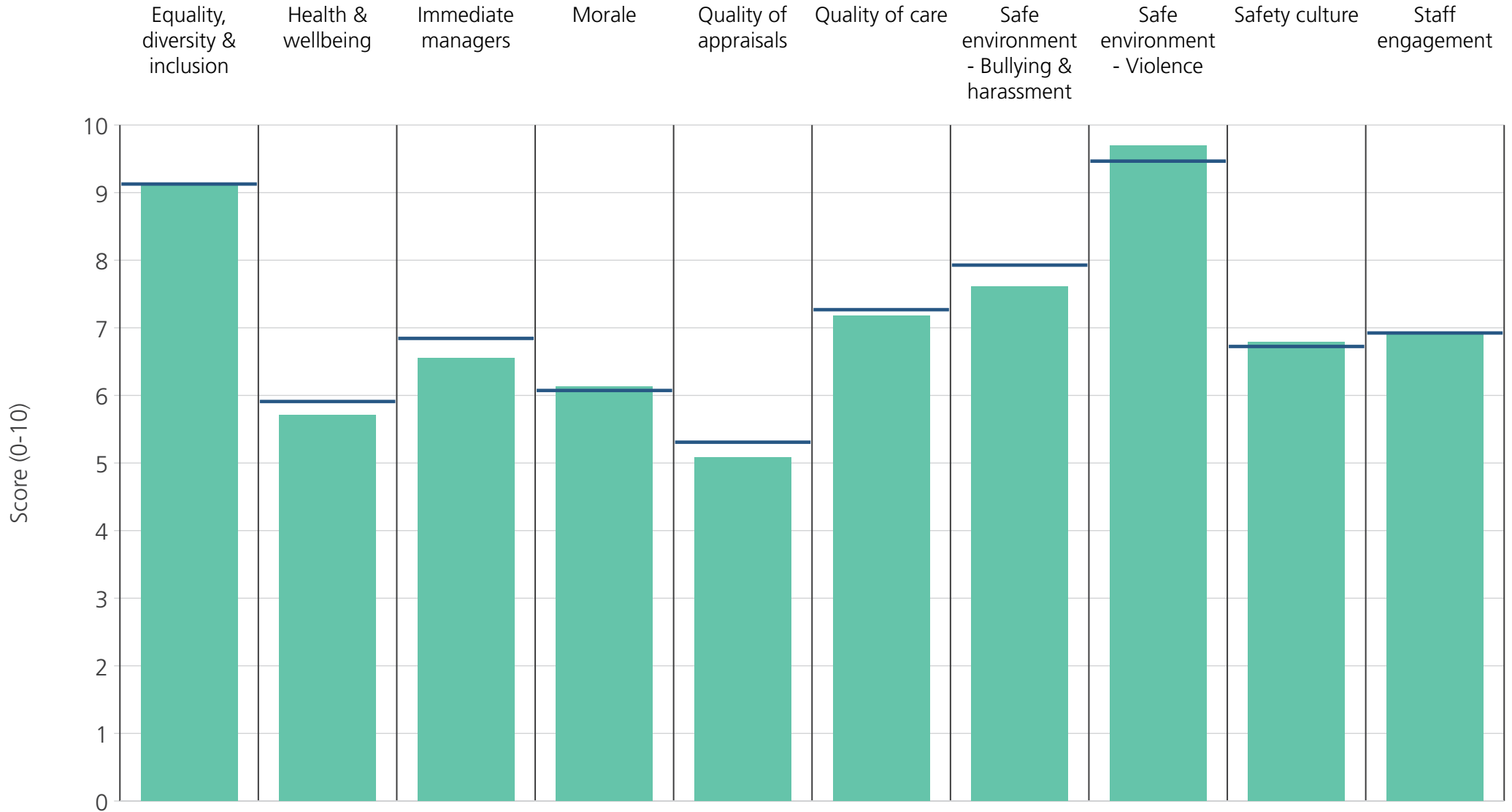
Directorate	9.2	5.9	6.8	6.0	5.2	7.4	8.3	9.6	6.8	6.8
Your org	9.1	5.9	6.8	6.1	5.3	7.3	7.9	9.5	6.7	6.9
Responses	1345	1351	1348	1336	1177	1276	1343	1347	1346	1352



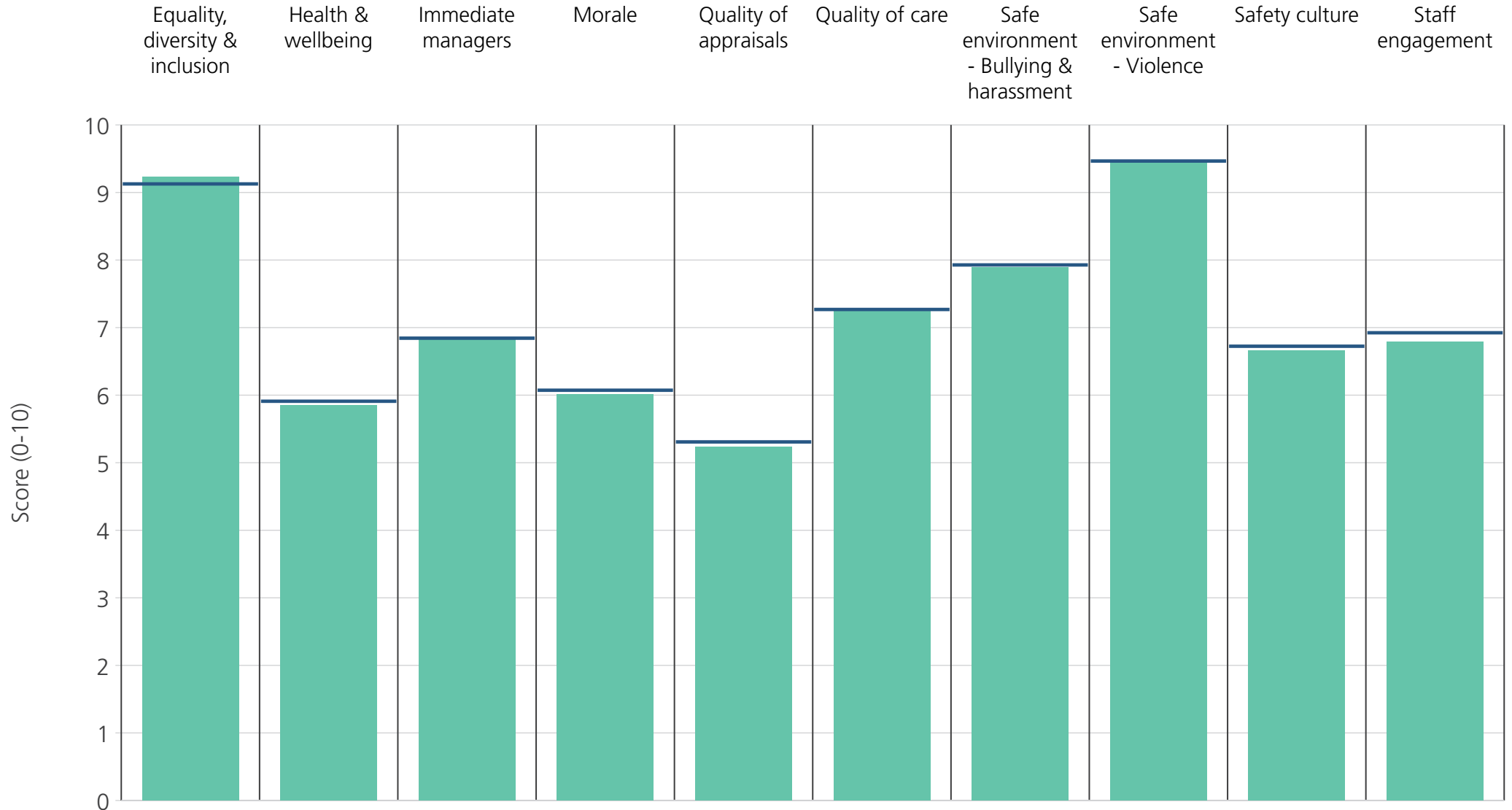
Directorate	9.3	6.6	7.3	6.2	5.6	7.3	8.6	9.9	6.6	7.1
Your org	9.1	5.9	6.8	6.1	5.3	7.3	7.9	9.5	6.7	6.9
Responses	595	603	605	600	524	402	598	601	596	605



Directorate	8.8	5.6	6.8	6.1	5.6	7.1	7.1	8.6	6.8	7.1
Your org	9.1	5.9	6.8	6.1	5.3	7.3	7.9	9.5	6.7	6.9
Responses	742	748	749	745	571	722	739	741	747	750

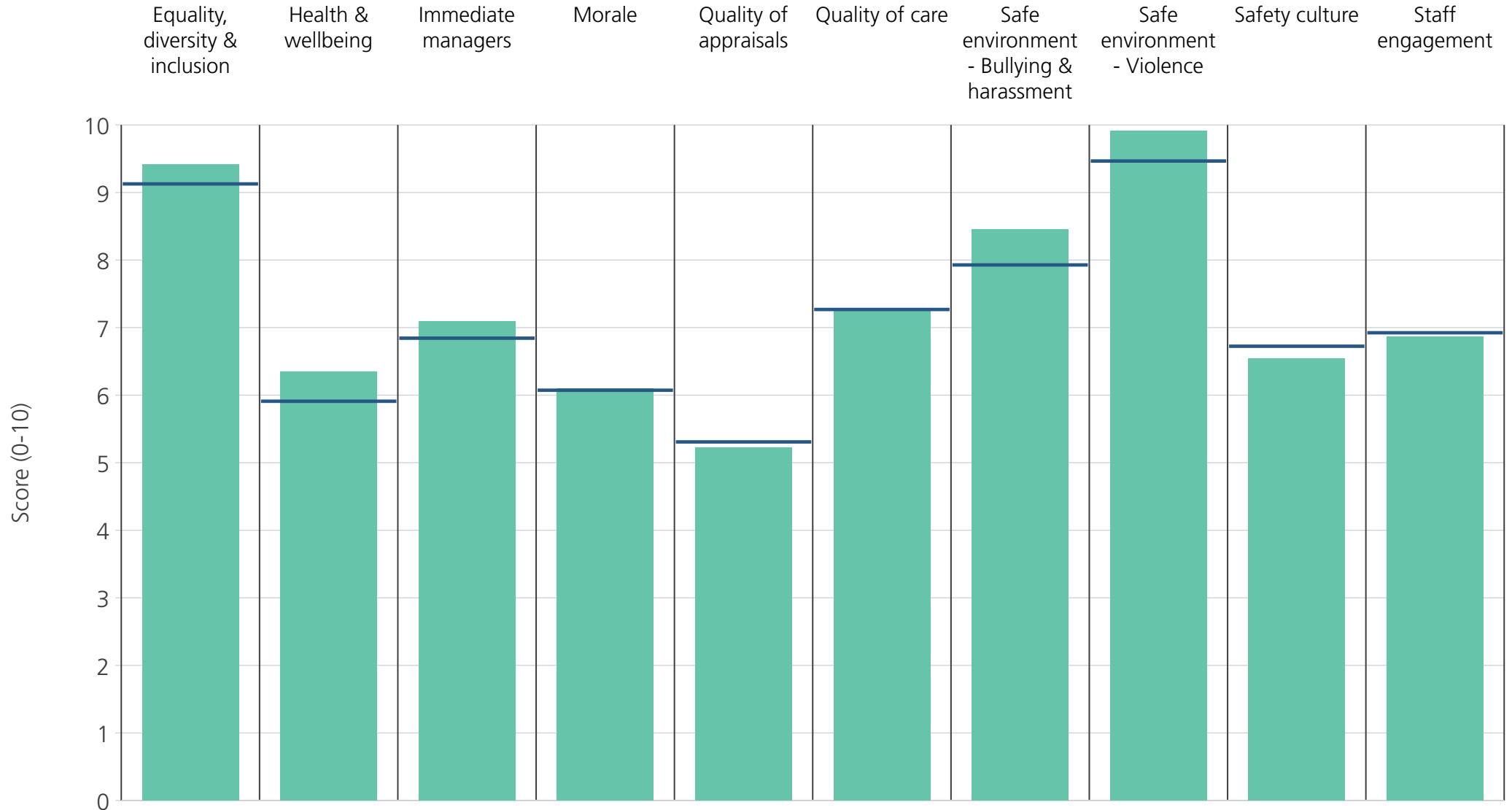


Directorate	9.1	5.7	6.6	6.1	5.1	7.2	7.6	9.7	6.8	6.9
Your org	9.1	5.9	6.8	6.1	5.3	7.3	7.9	9.5	6.7	6.9
Responses	749	756	757	746	651	738	751	751	755	757

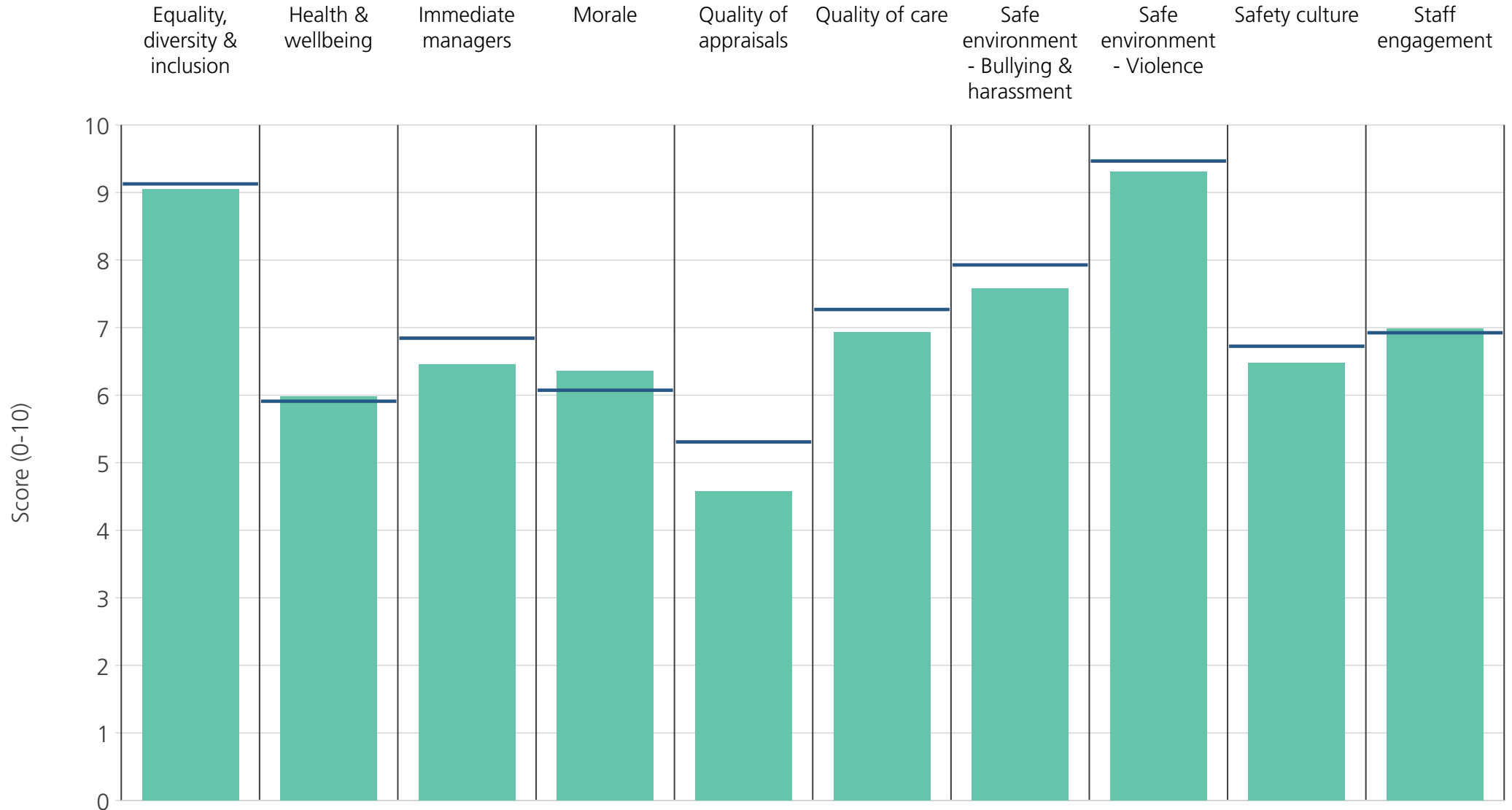


Directorate	9.2	5.8	6.8	6.0	5.2	7.3	7.9	9.5	6.7	6.8
Your org	9.1	5.9	6.8	6.1	5.3	7.3	7.9	9.5	6.7	6.9
Responses	587	588	588	585	494	551	583	584	584	590

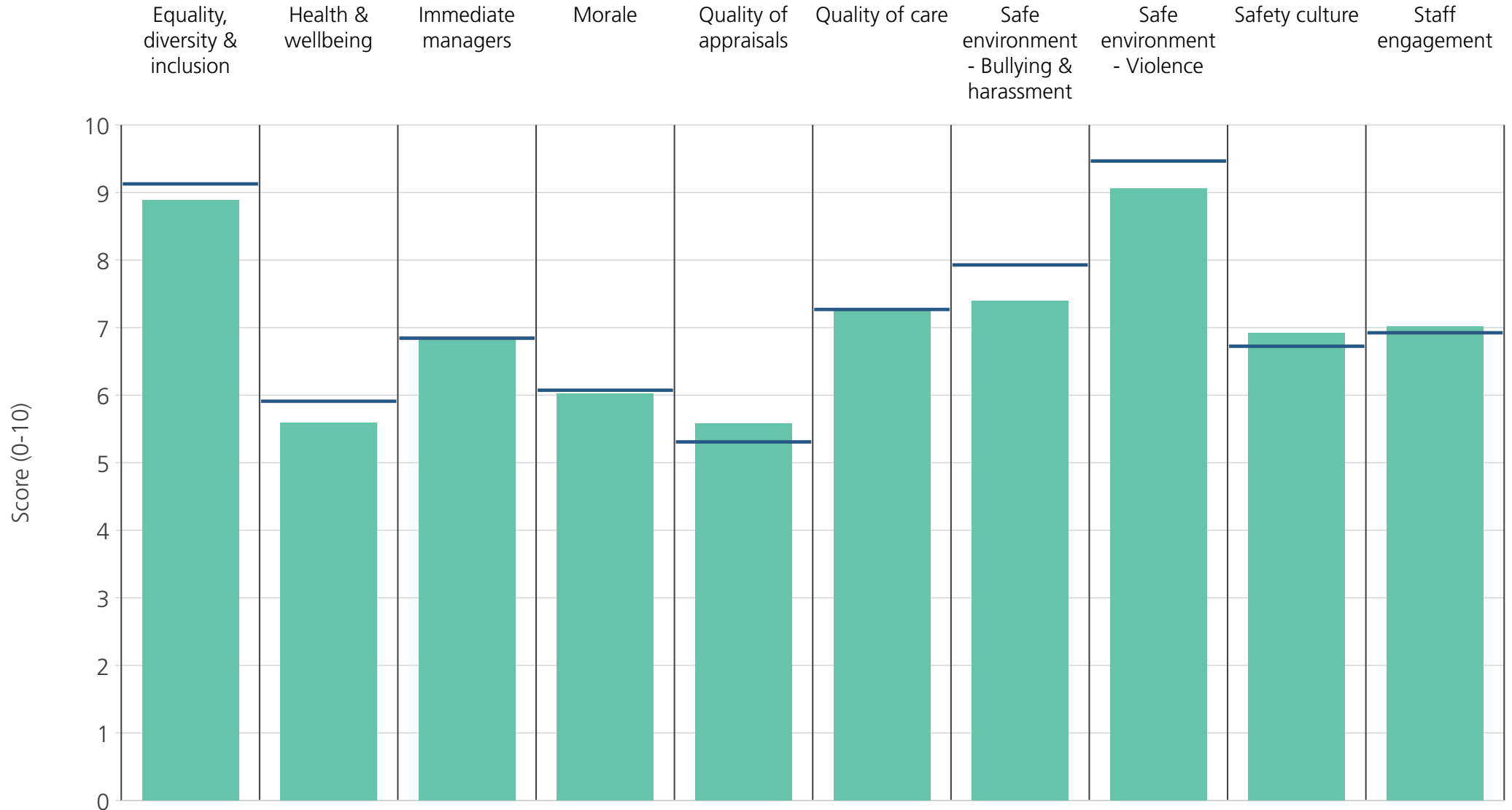
Directorates 2



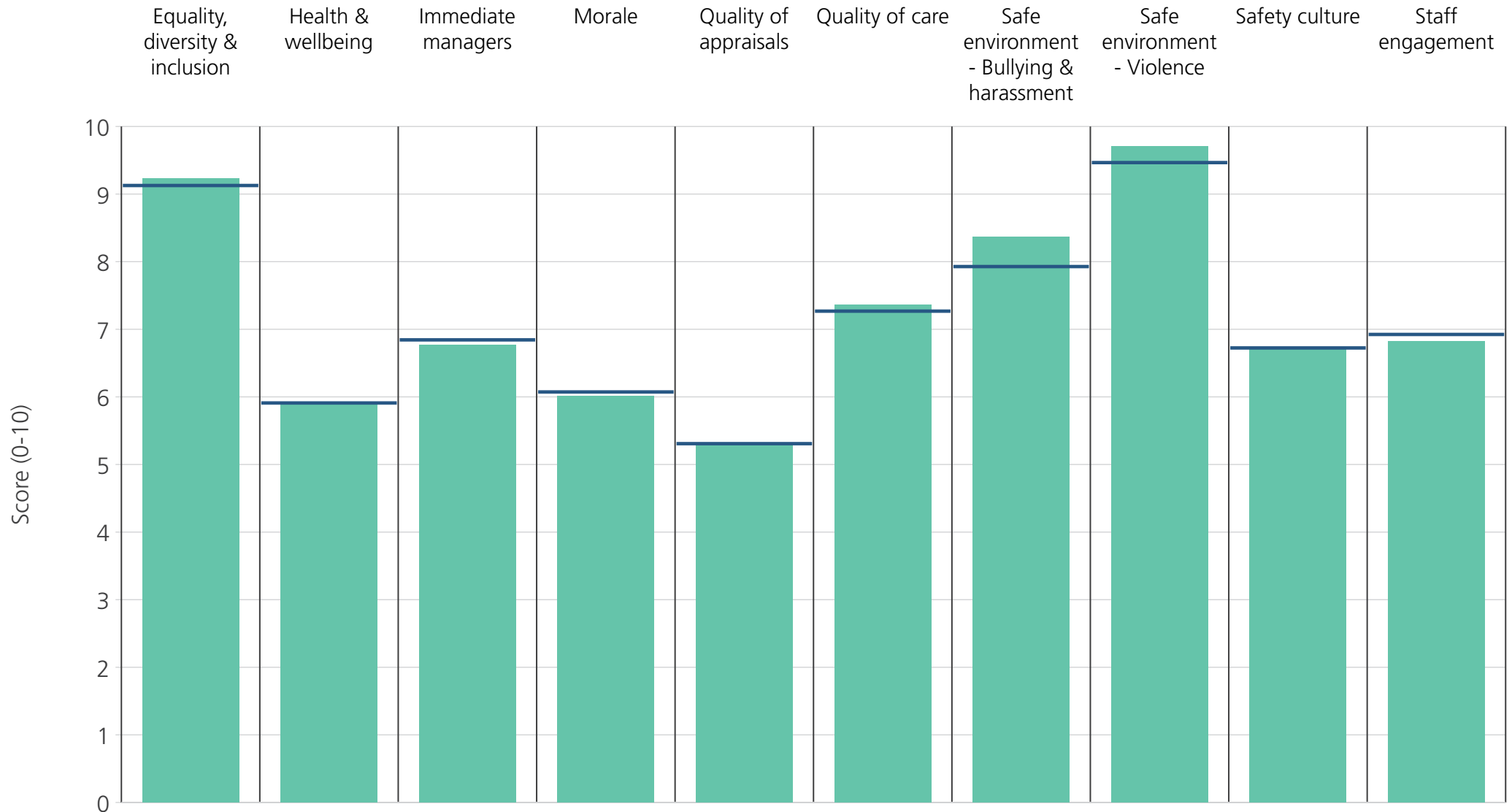
Directorate	9.4	6.3	7.1	6.1	5.2	7.3	8.4	9.9	6.5	6.9
Your org	9.1	5.9	6.8	6.1	5.3	7.3	7.9	9.5	6.7	6.9
Responses	1074	1082	1085	1076	892	789	1072	1079	1075	1086



Directorate	9.1	6.0	6.5	6.4	4.6	6.9	7.6	9.3	6.5	7.0
Your org	9.1	5.9	6.8	6.1	5.3	7.3	7.9	9.5	6.7	6.9
Responses	399	400	399	396	374	398	399	400	396	400



Directorate	8.9	5.6	6.8	6.0	5.6	7.3	7.4	9.1	6.9	7.0
Your org	9.1	5.9	6.8	6.1	5.3	7.3	7.9	9.5	6.7	6.9
Responses	1574	1587	1590	1576	1310	1576	1573	1573	1584	1592



Directorate	9.2	5.9	6.8	6.0	5.3	7.4	8.4	9.7	6.7	6.8
Your org	9.1	5.9	6.8	6.1	5.3	7.3	7.9	9.5	6.7	6.9
Responses	971	977	973	964	841	926	970	972	973	976