

South Warwickshire NHS Foundation Trust

2018 NHS Staff Survey

Directorate Report

Contents

Introduction	3
Themes – Directorates 1	4
A Consultants	5
B Other medical Staff	6
C Qualified Nursing and Midwifery	7
CA Unqualified Nursing Staff	8
D Qualified Scientific, Therapeutic & Technical Staff	9
E Support Staff - Non Nursing	10
F Managers and Senior Managers	11
G Admin and Estates	12

This directorate report for South Warwickshire NHS Foundation Trust contains results by directorate for themes from the 2018 NHS Staff Survey. These results are compared to the unweighted average for your organisation.

Please note: It is possible that there are differences between the 'Your org' scores reported in this directorate report and those in the benchmark report. This is because the results in the benchmark report are weighted to allow for fair comparisons between organisations of a similar type. However, in this report comparisons are made within your organisation so the unweighted organisation result is a more appropriate point of comparison.

The directorate breakdowns used in this report were provided and defined by South Warwickshire NHS Foundation Trust. Details of how the theme scores were calculated are included in the Technical Document, available to download from our [results website](#).

Key features

Breakdown type and **directorate name** are specified in the header. Black text in the header is hyperlinked: clicking on '2018 NHS Staff Survey Results' navigates back to the contents page.

Directorate results are presented in the context of the (unweighted) **organisation average ('Your org')**, so it is easy to tell if a directorate is performing better or worse than the organisation average. For all themes, a higher score is a better result than a lower score.

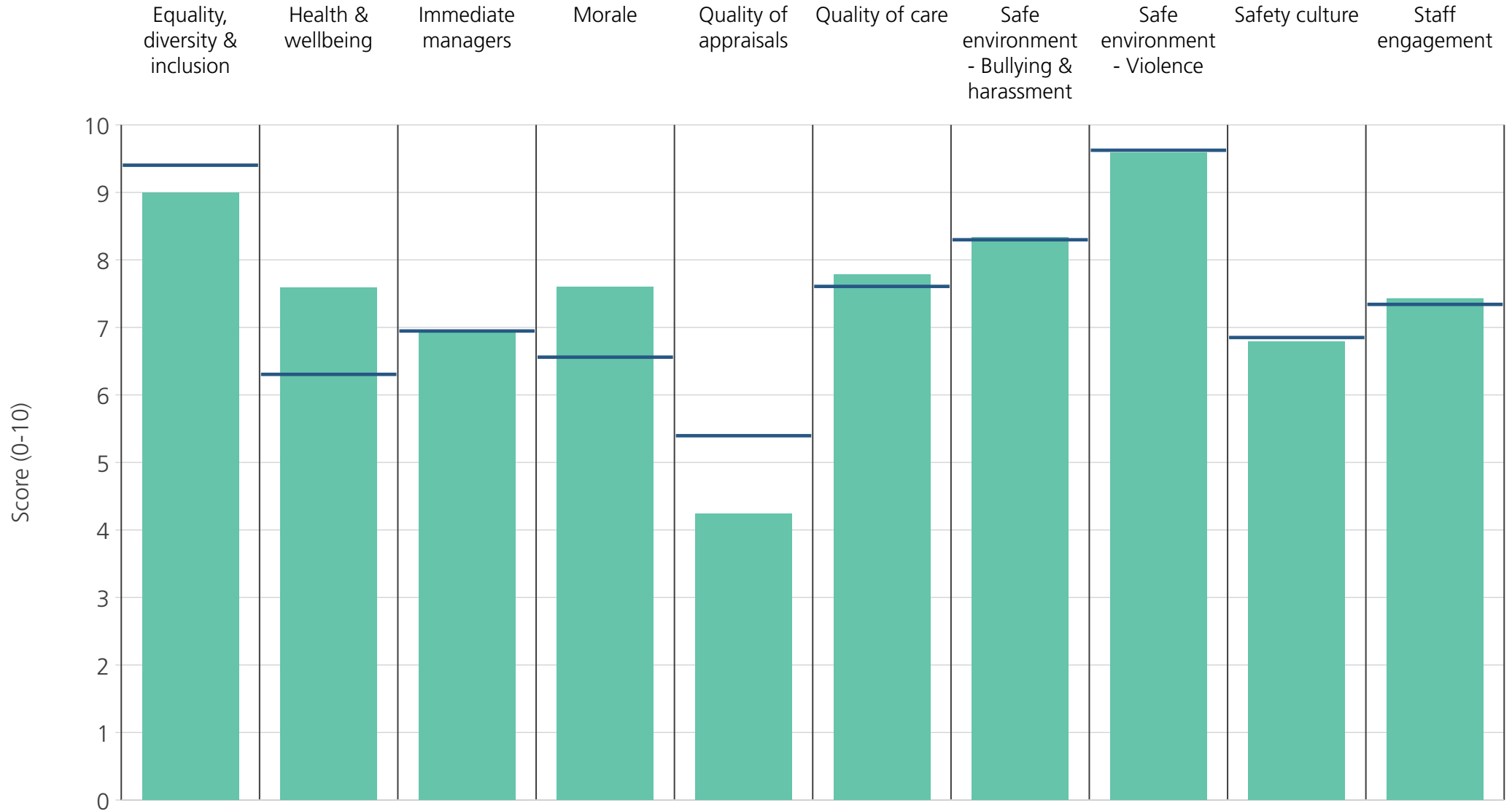
The **number of responses** feeding into each theme score **for the given directorate** is specified below the table containing the directorate and trust scores.



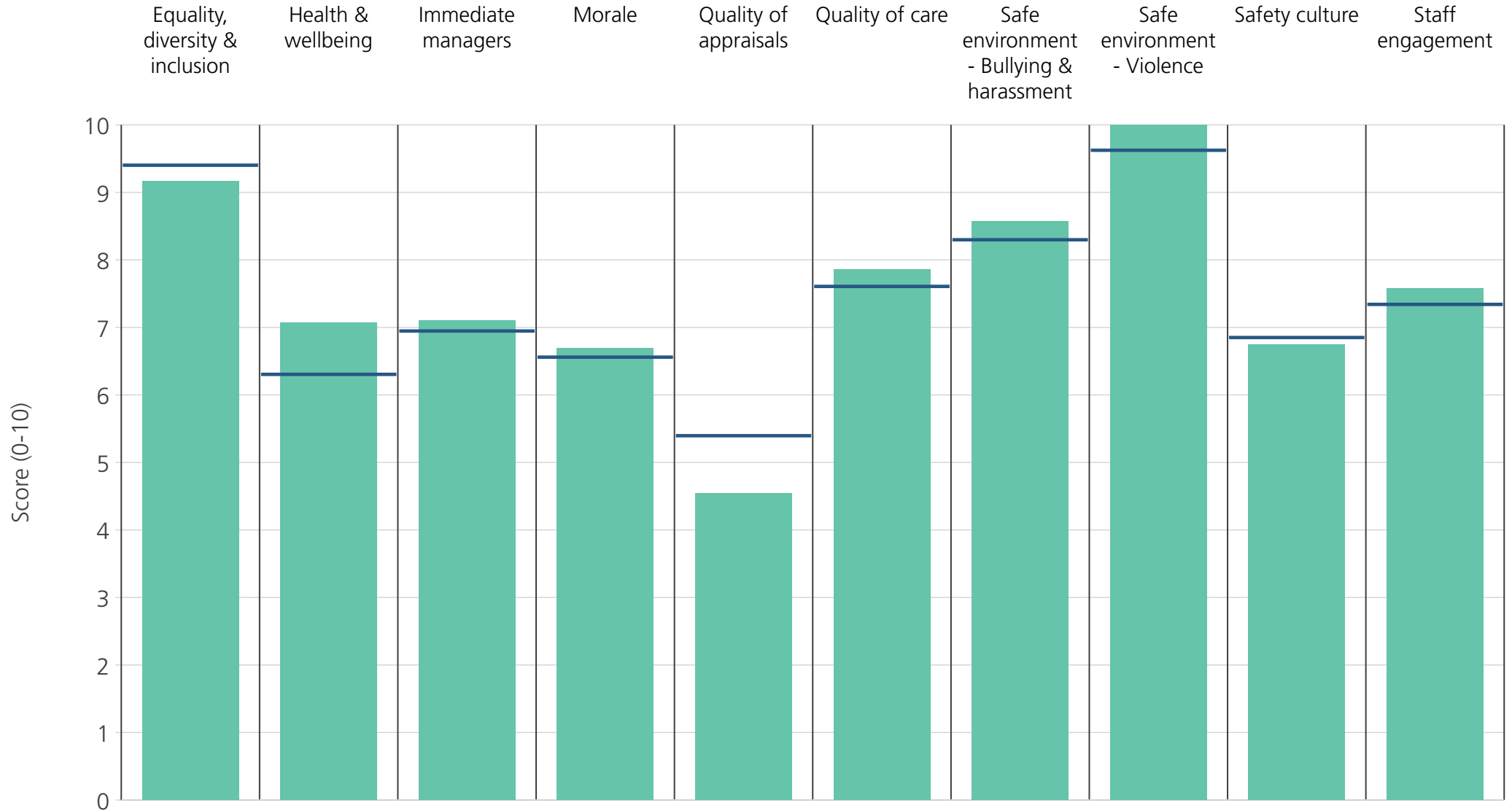
! Note: when there are less than 11 responses in a group, results are suppressed to protect staff confidentiality

Directorates 1

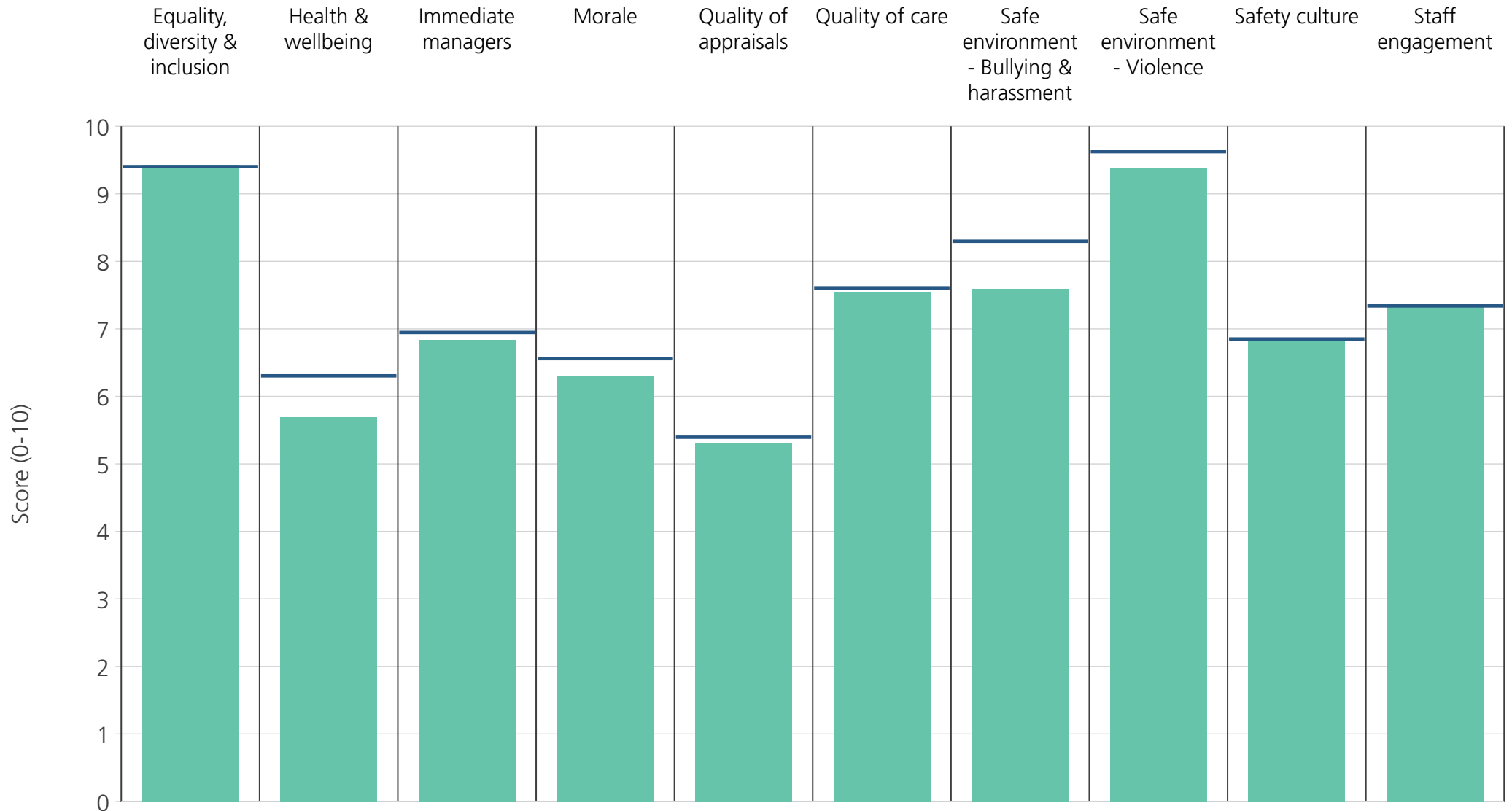
South Warwickshire NHS Foundation Trust
2018 NHS Staff Survey Results



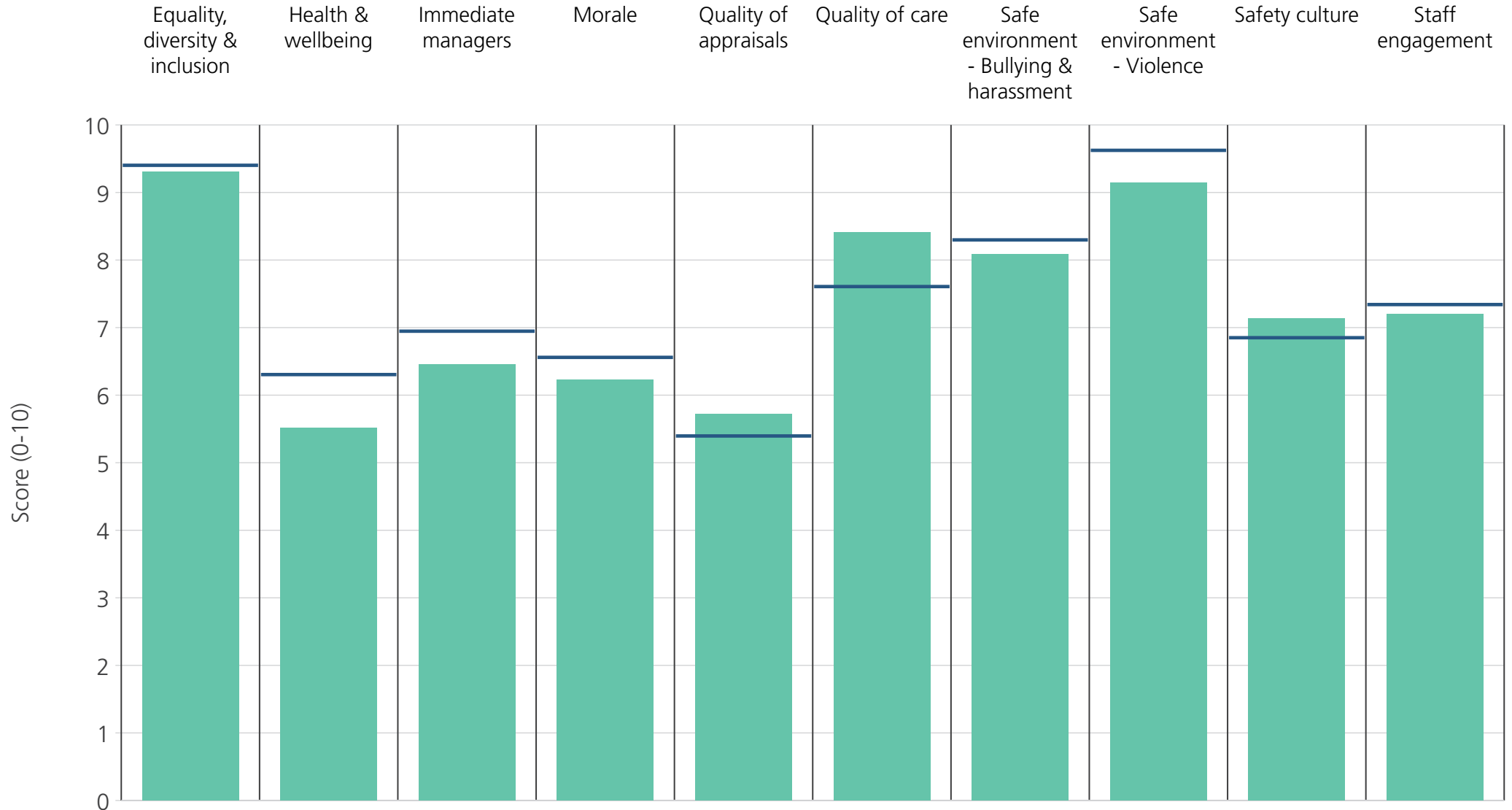
Directorate	9.0	7.6	7.0	7.6	4.2	7.8	8.3	9.6	6.8	7.4
Your org	9.4	6.3	6.9	6.6	5.4	7.6	8.3	9.6	6.9	7.3
Responses	24	24	24	24	23	24	24	24	24	24



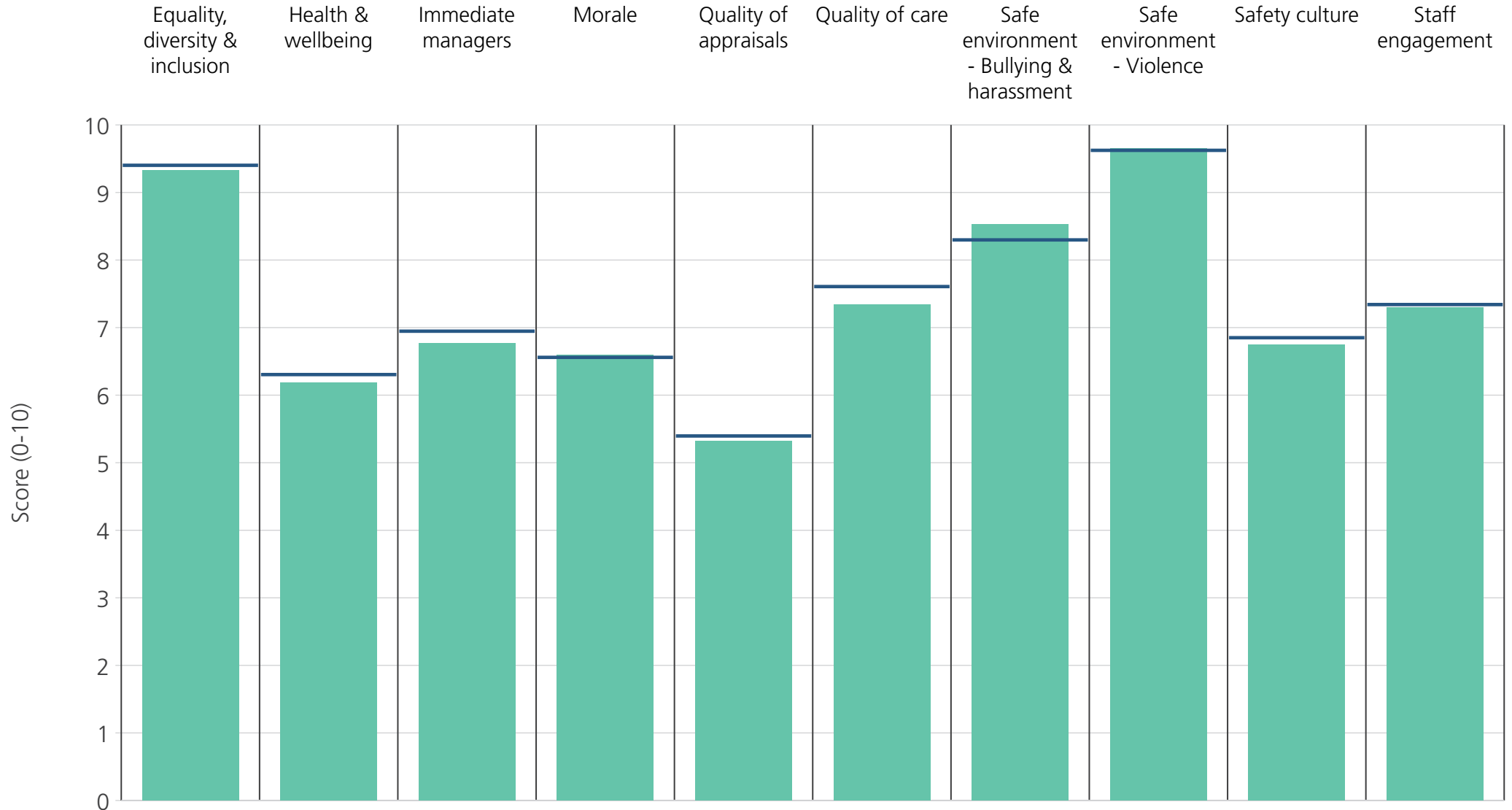
Directorate	9.2	7.1	7.1	6.7	4.5	7.9	8.6	10.0	6.8	7.6
Your org	9.4	6.3	6.9	6.6	5.4	7.6	8.3	9.6	6.9	7.3
Responses	14	14	14	14	11	14	14	14	14	14



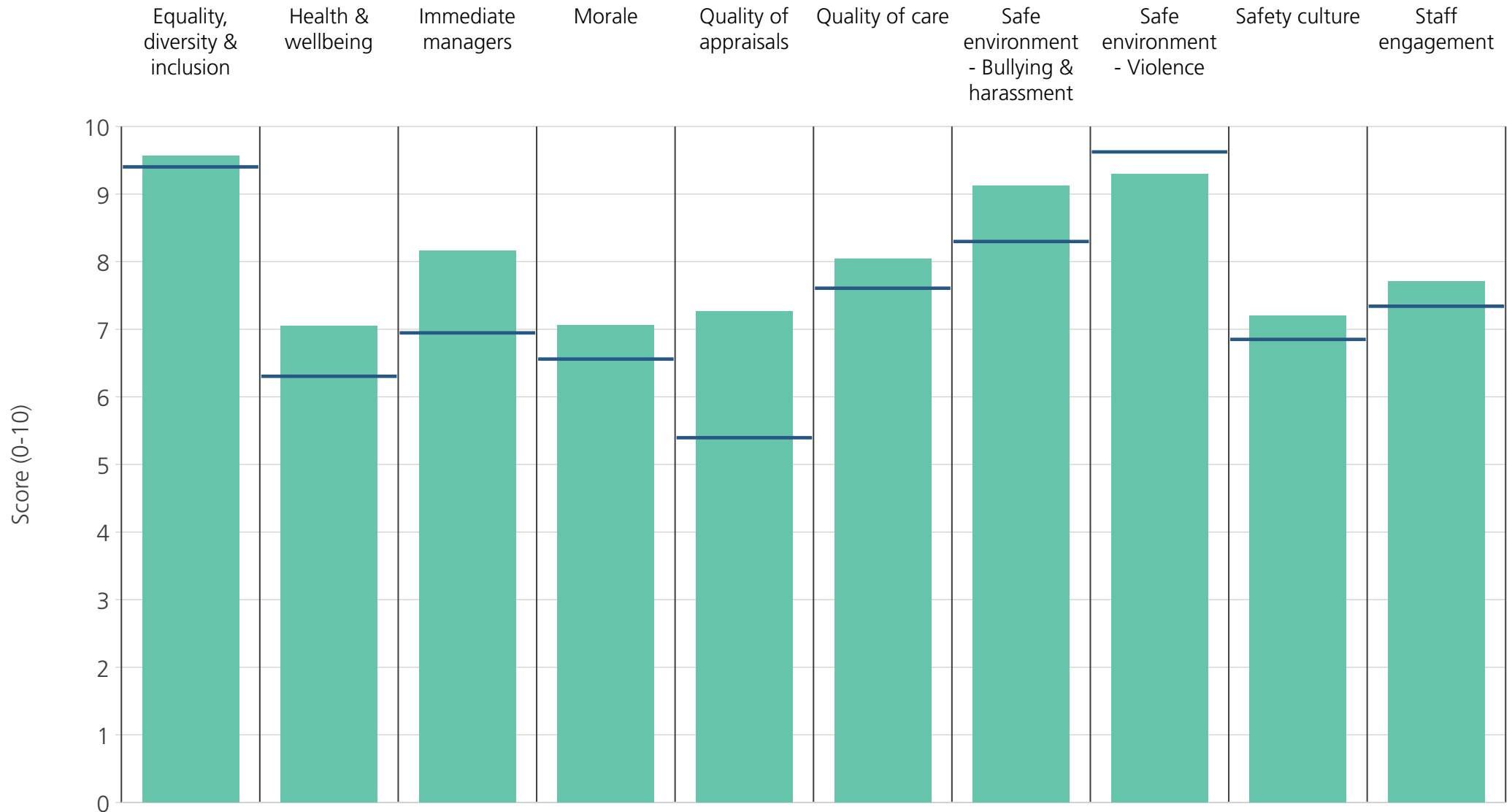
Directorate	9.4	5.7	6.8	6.3	5.3	7.5	7.6	9.4	6.8	7.3
Your org	9.4	6.3	6.9	6.6	5.4	7.6	8.3	9.6	6.9	7.3
Responses	176	178	178	176	154	177	178	177	177	180



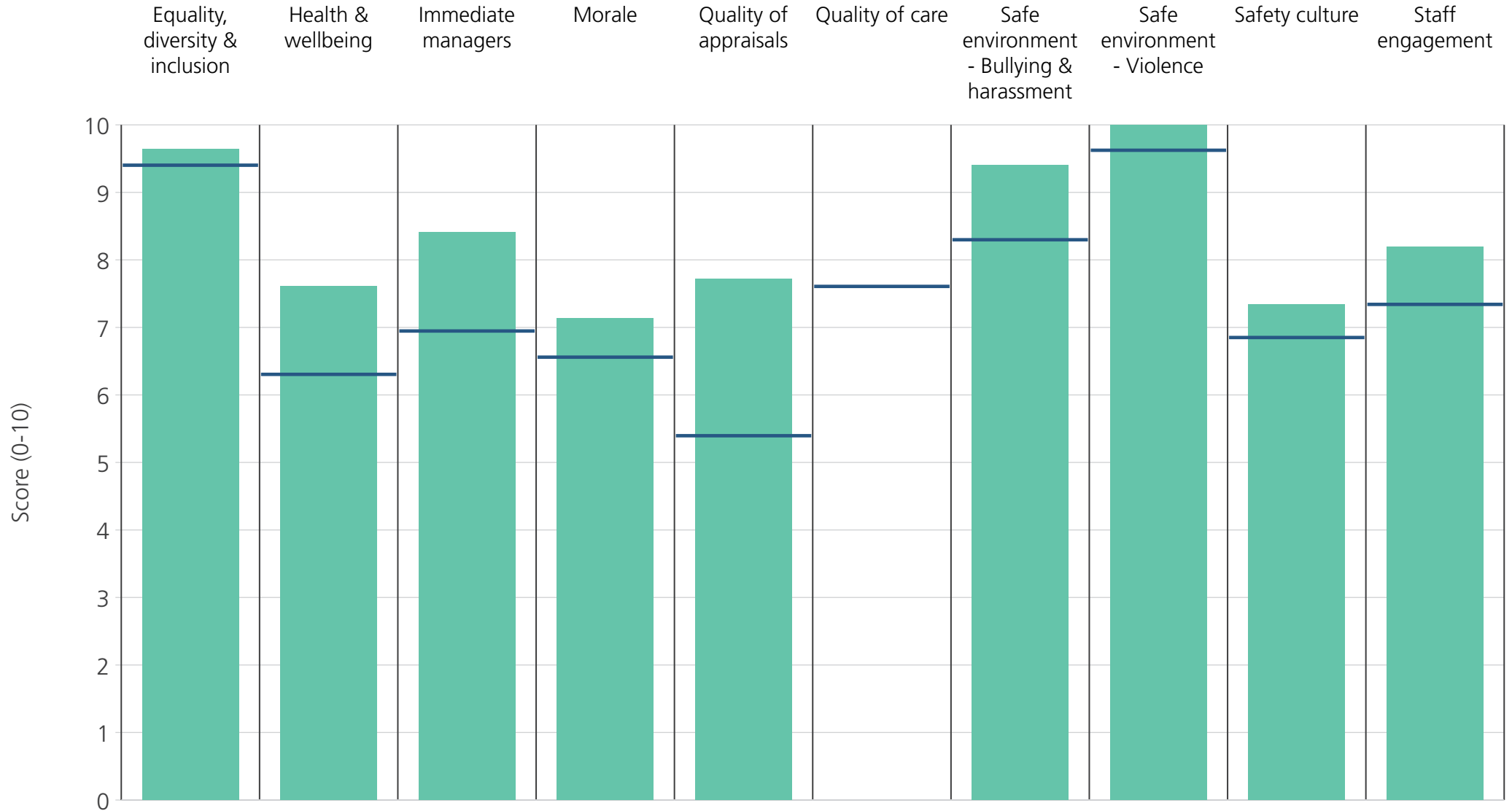
Directorate	9.3	5.5	6.5	6.2	5.7	8.4	8.1	9.1	7.1	7.2
Your org	9.4	6.3	6.9	6.6	5.4	7.6	8.3	9.6	6.9	7.3
Responses	67	67	68	67	55	67	68	68	67	68



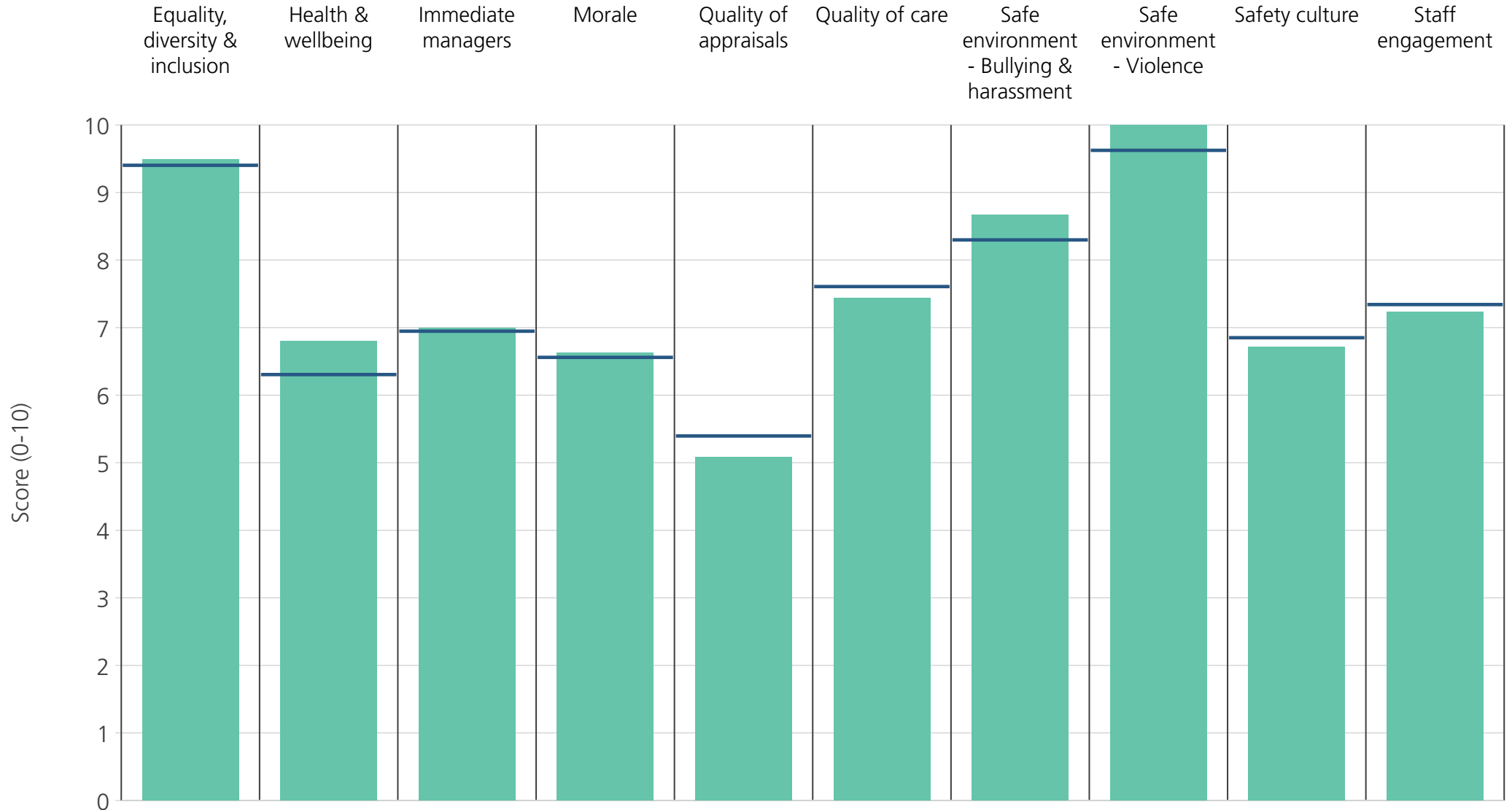
Directorate	9.3	6.2	6.8	6.6	5.3	7.3	8.5	9.7	6.7	7.3
Your org	9.4	6.3	6.9	6.6	5.4	7.6	8.3	9.6	6.9	7.3
Responses	115	116	117	116	105	117	113	115	116	118



Directorate	9.6	7.0	8.2	7.1	7.3	8.0	9.1	9.3	7.2	7.7
Your org	9.4	6.3	6.9	6.6	5.4	7.6	8.3	9.6	6.9	7.3
Responses	19	19	19	19	16	17	19	19	19	19



Directorate	9.6	7.6	8.4	7.1	7.7		9.4	10.0	7.3	8.2
Your org	9.4	6.3	6.9	6.6	5.4	7.6	8.3	9.6	6.9	7.3
Responses	28	27	28	28	23	10	28	26	28	28



Directorate	9.5	6.8	7.0	6.6	5.1	7.4	8.7	10.0	6.7	7.2
Your org	9.4	6.3	6.9	6.6	5.4	7.6	8.3	9.6	6.9	7.3
Responses	172	172	174	172	132	114	173	173	173	175