

# Dartford and Gravesham NHS Trust

2018 NHS Staff Survey

**Directorate Report**

**Contents**

Introduction . . . . .	3	Allied Health Professionals . . . . .	26
Themes – Directorates 1 . . . . .	4	Healthcare Scientists . . . . .	27
A&E Directorate . . . . .	5	Medical and Dental . . . . .	28
Adult Medicine Directorate . . . . .	6	Nursing and Midwifery Registered . . . . .	29
Cancer . . . . .	7		
Corporate Services Directorate . . . . .	8		
Critical Care Directorate . . . . .	9		
Gynae Directorate . . . . .	10		
Obs Directorate . . . . .	11		
Operations . . . . .	12		
Orthopaedic Directorate . . . . .	13		
Paediatrics Directorate . . . . .	14		
Pathology Directorate . . . . .	15		
Pharmacy Directorate . . . . .	16		
Planned Care Centre Directorate (QMH) . . . . .	17		
Radiology Directorate . . . . .	18		
Surgery Directorate . . . . .	19		
Therapy Directorate . . . . .	20		
Urology Nephrology Directorate . . . . .	21		
Themes – Directorates 2 . . . . .	22		
Add Prof Scientific and Technic . . . . .	23		
Additional Clinical Services . . . . .	24		
Administrative and Clerical . . . . .	25		

This directorate report for Dartford and Gravesham NHS Trust contains results by directorate for themes from the 2018 NHS Staff Survey. These results are compared to the unweighted average for your organisation.

**Please note:** It is possible that there are differences between the 'Your org' scores reported in this directorate report and those in the benchmark report. This is because the results in the benchmark report are weighted to allow for fair comparisons between organisations of a similar type. However, in this report comparisons are made within your organisation so the unweighted organisation result is a more appropriate point of comparison.

The directorate breakdowns used in this report were provided and defined by Dartford and Gravesham NHS Trust. Details of how the theme scores were calculated are included in the Technical Document, available to download from our [results website](#).

## Key features

Breakdown type and **directorate name** are specified in the header. Black text in the header is hyperlinked: clicking on '2018 NHS Staff Survey Results' navigates back to the contents page.

Directorate results are presented in the context of the (unweighted) **organisation average ('Your org')**, so it is easy to tell if a directorate is performing better or worse than the organisation average. For all themes, a higher score is a better result than a lower score.

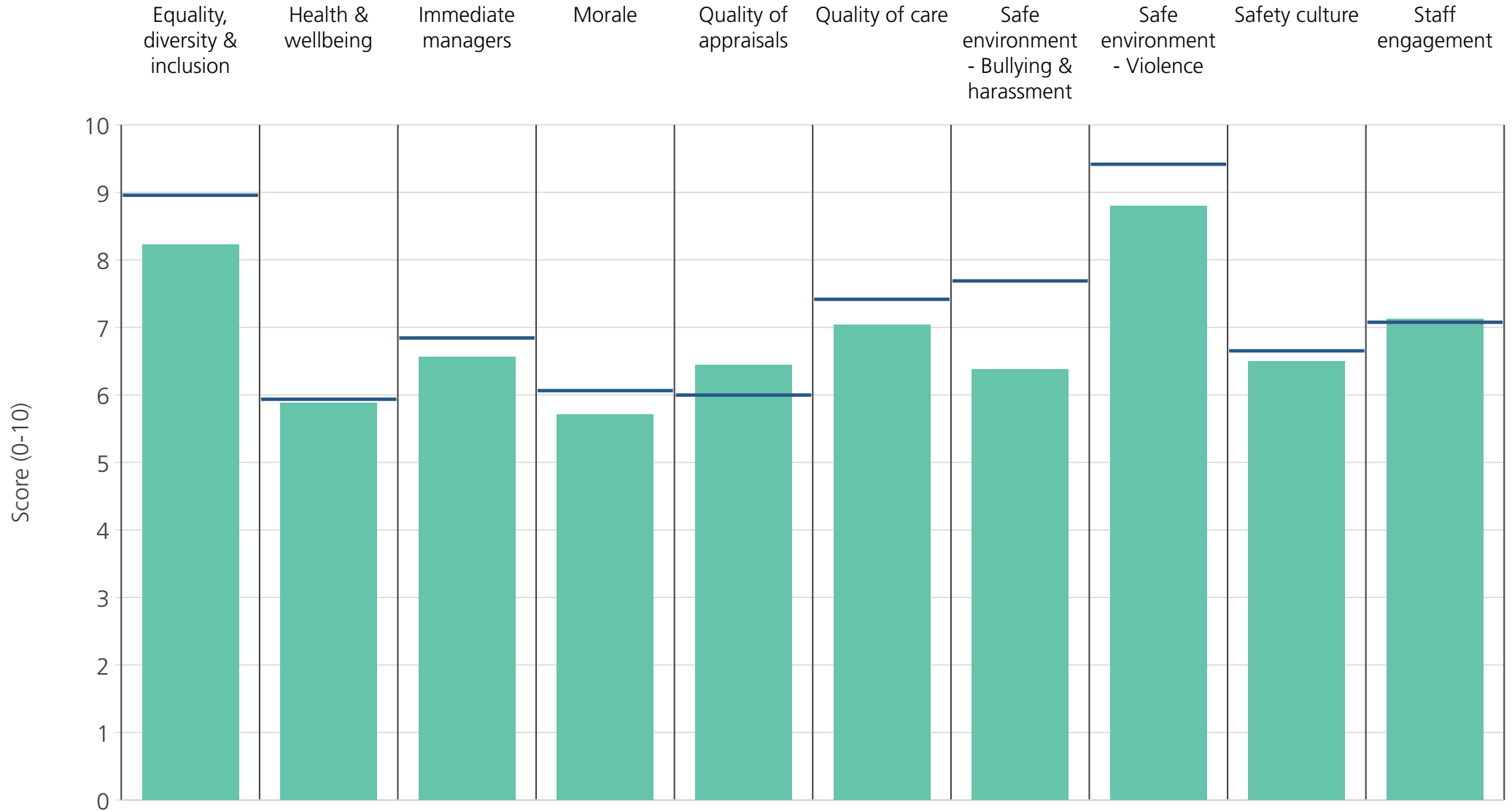
The **number of responses** feeding into each theme score **for the given directorate** is specified below the table containing the directorate and trust scores.



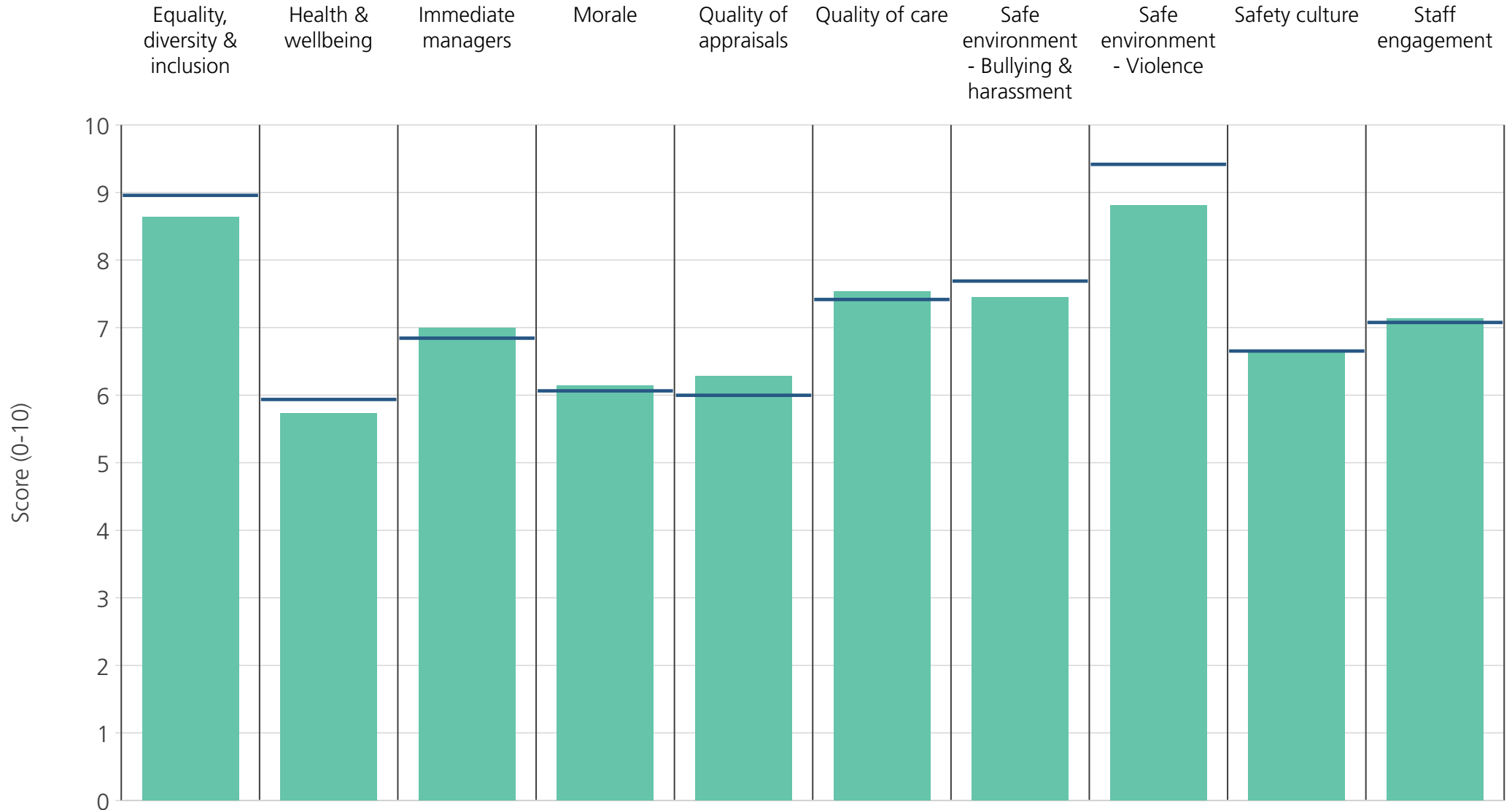
**! Note:** when there are less than 11 responses in a group, results are suppressed to protect staff confidentiality

# Directorates 1

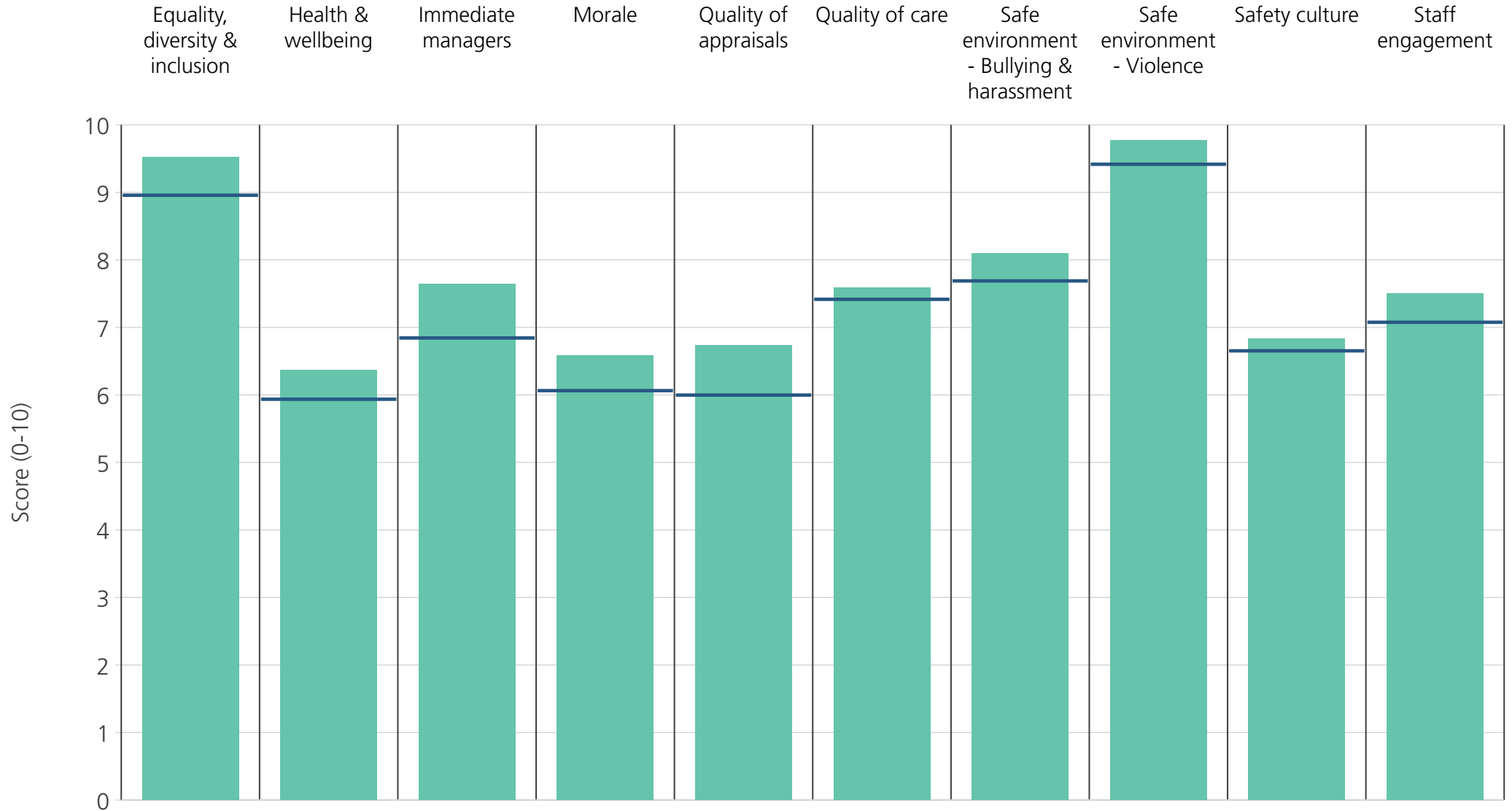
Dartford and Gravesham NHS Trust  
2018 NHS Staff Survey Results



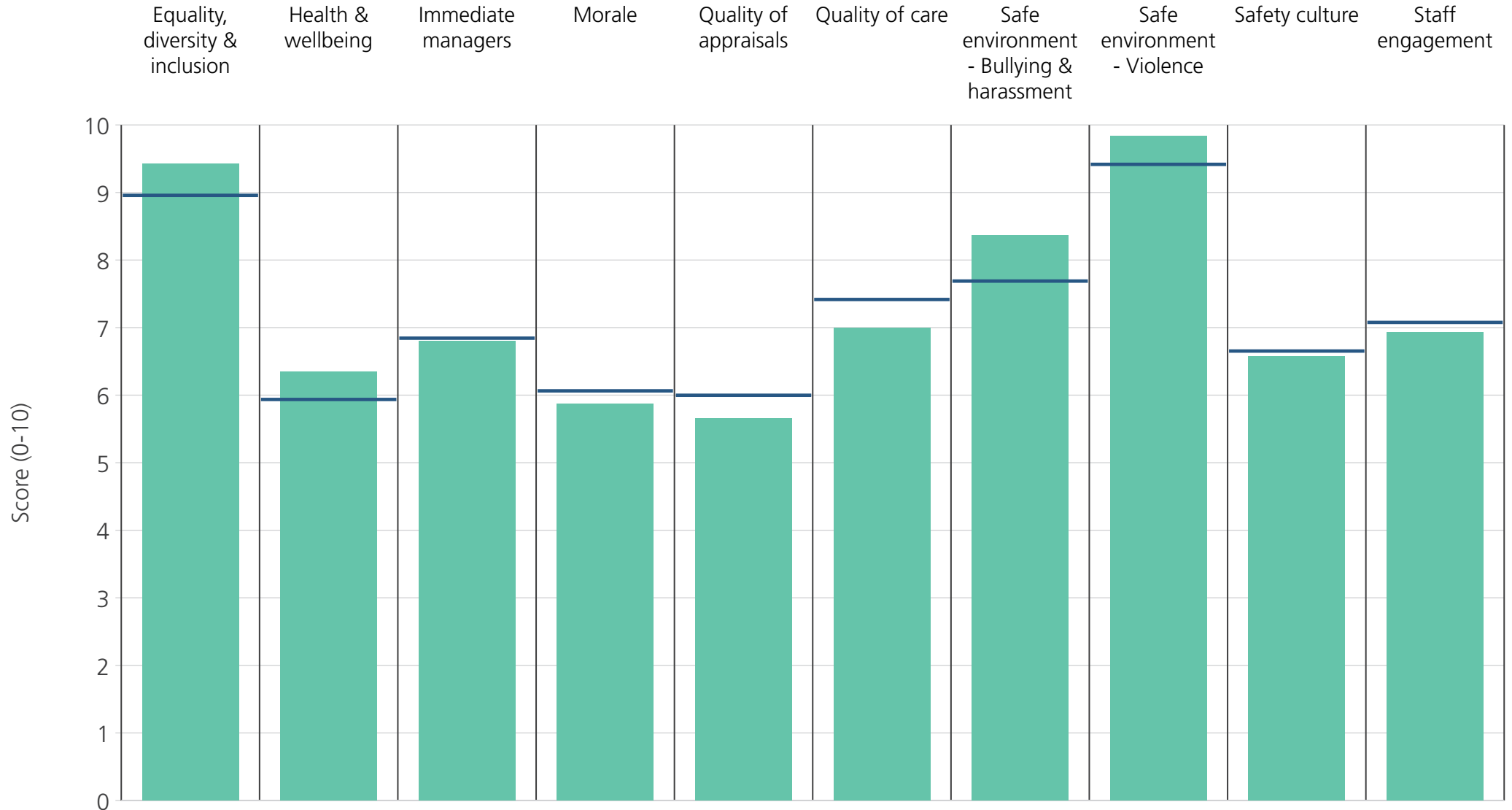
<b>Directorate</b>	8.2	5.9	6.6	5.7	6.4	7.0	6.4	8.8	6.5	7.1
<b>Your org</b>	9.0	5.9	6.8	6.1	6.0	7.4	7.7	9.4	6.7	7.1
<b>Responses</b>	57	58	59	57	46	56	58	57	58	59



<b>Directorate</b>	8.6	5.7	7.0	6.1	6.3	7.5	7.4	8.8	6.7	7.1
<b>Your org</b>	9.0	5.9	6.8	6.1	6.0	7.4	7.7	9.4	6.7	7.1
<b>Responses</b>	219	223	225	220	178	217	222	222	222	225

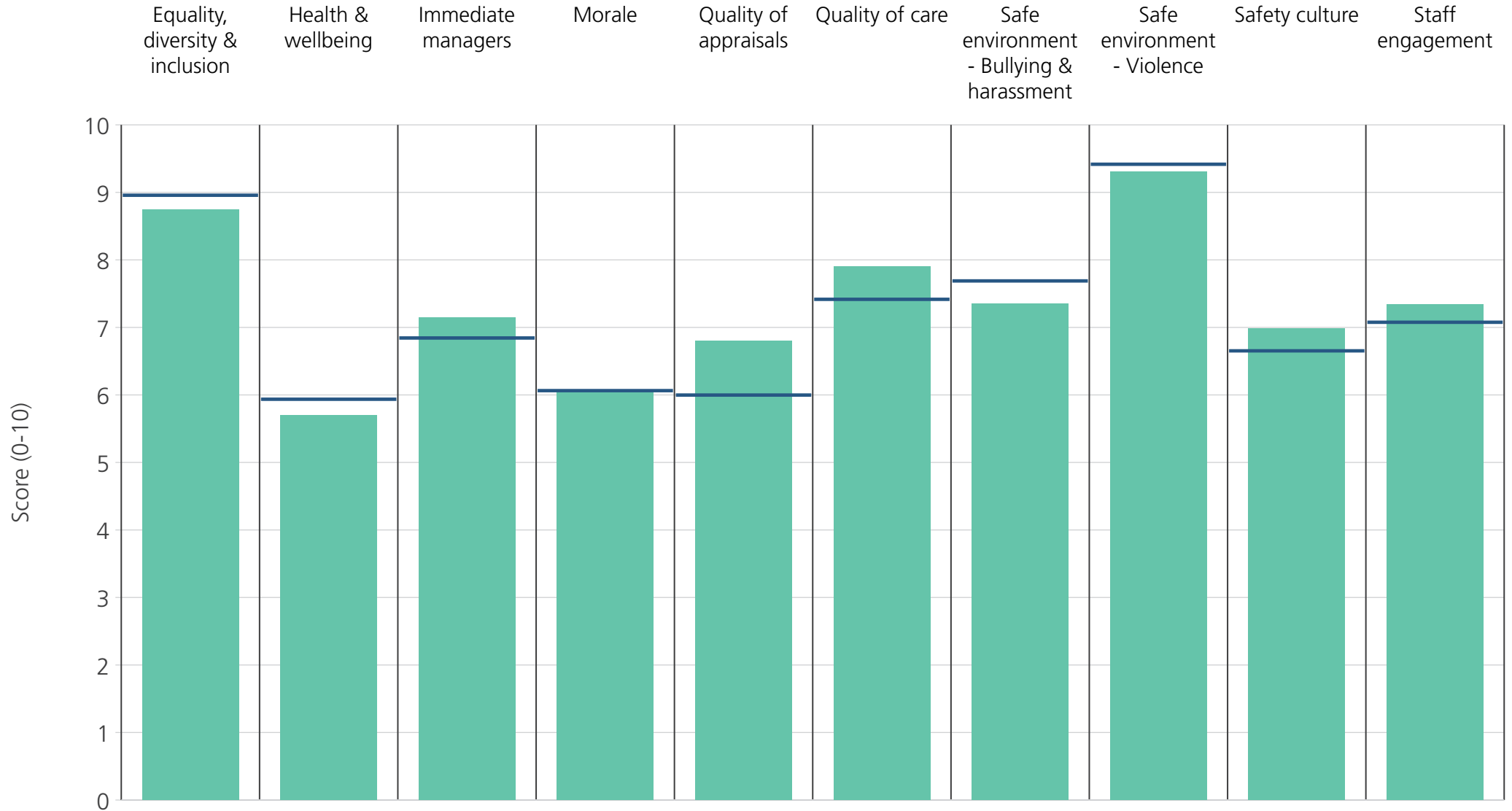


<b>Directorate</b>	9.5	6.4	7.6	6.6	6.7	7.6	8.1	9.8	6.8	7.5
<b>Your org</b>	9.0	5.9	6.8	6.1	6.0	7.4	7.7	9.4	6.7	7.1
<b>Responses</b>	56	57	57	56	53	53	56	57	57	57

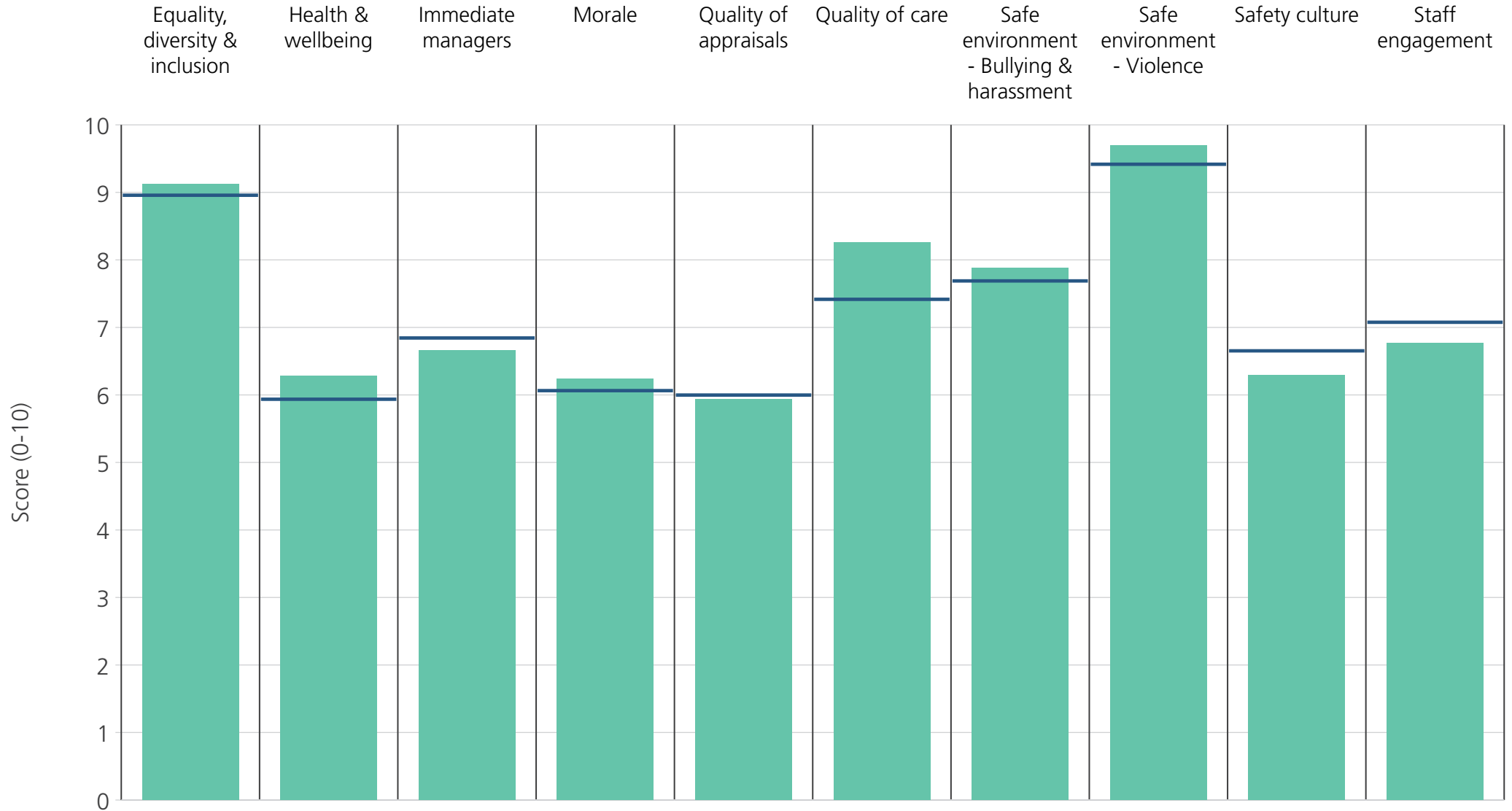


<b>Directorate</b>	9.4	6.3	6.8	5.9	5.7	7.0	8.4	9.8	6.6	6.9
<b>Your org</b>	9.0	5.9	6.8	6.1	6.0	7.4	7.7	9.4	6.7	7.1
<b>Responses</b>	220	220	220	220	187	109	216	218	219	222

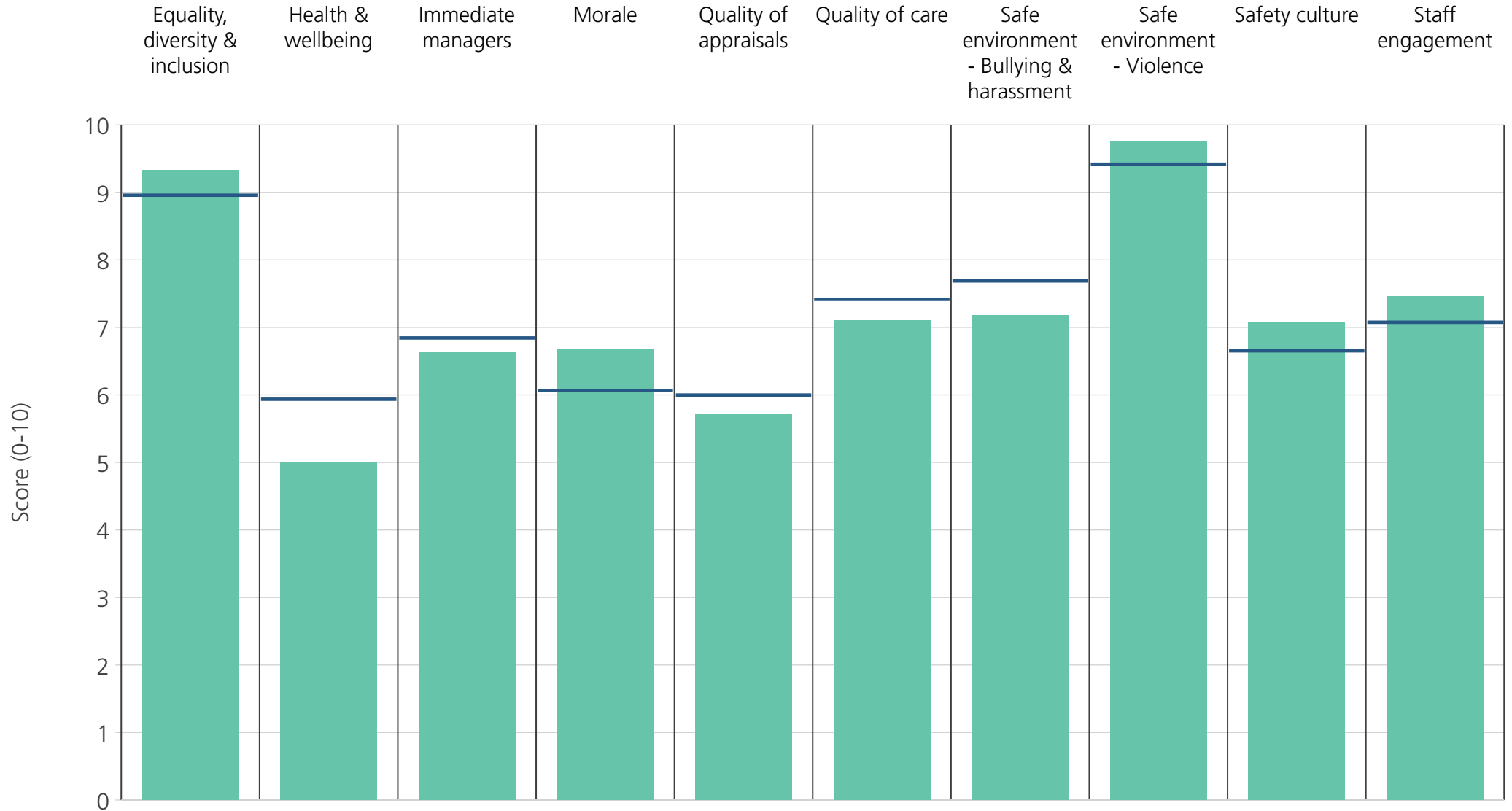




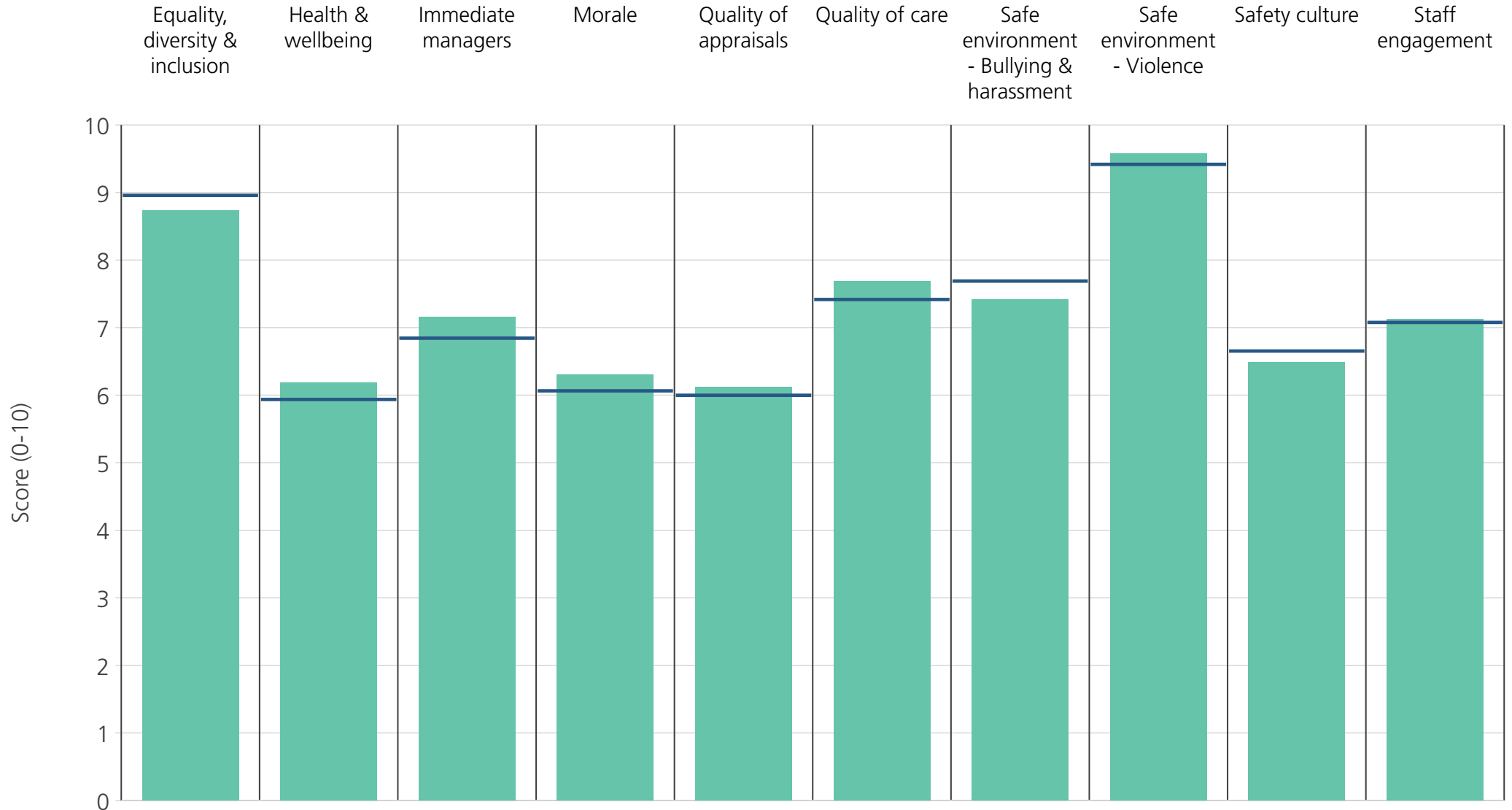
<b>Directorate</b>	8.7	5.7	7.1	6.1	6.8	7.9	7.3	9.3	7.0	7.3
<b>Your org</b>	9.0	5.9	6.8	6.1	6.0	7.4	7.7	9.4	6.7	7.1
<b>Responses</b>	108	110	110	107	94	106	108	108	109	110



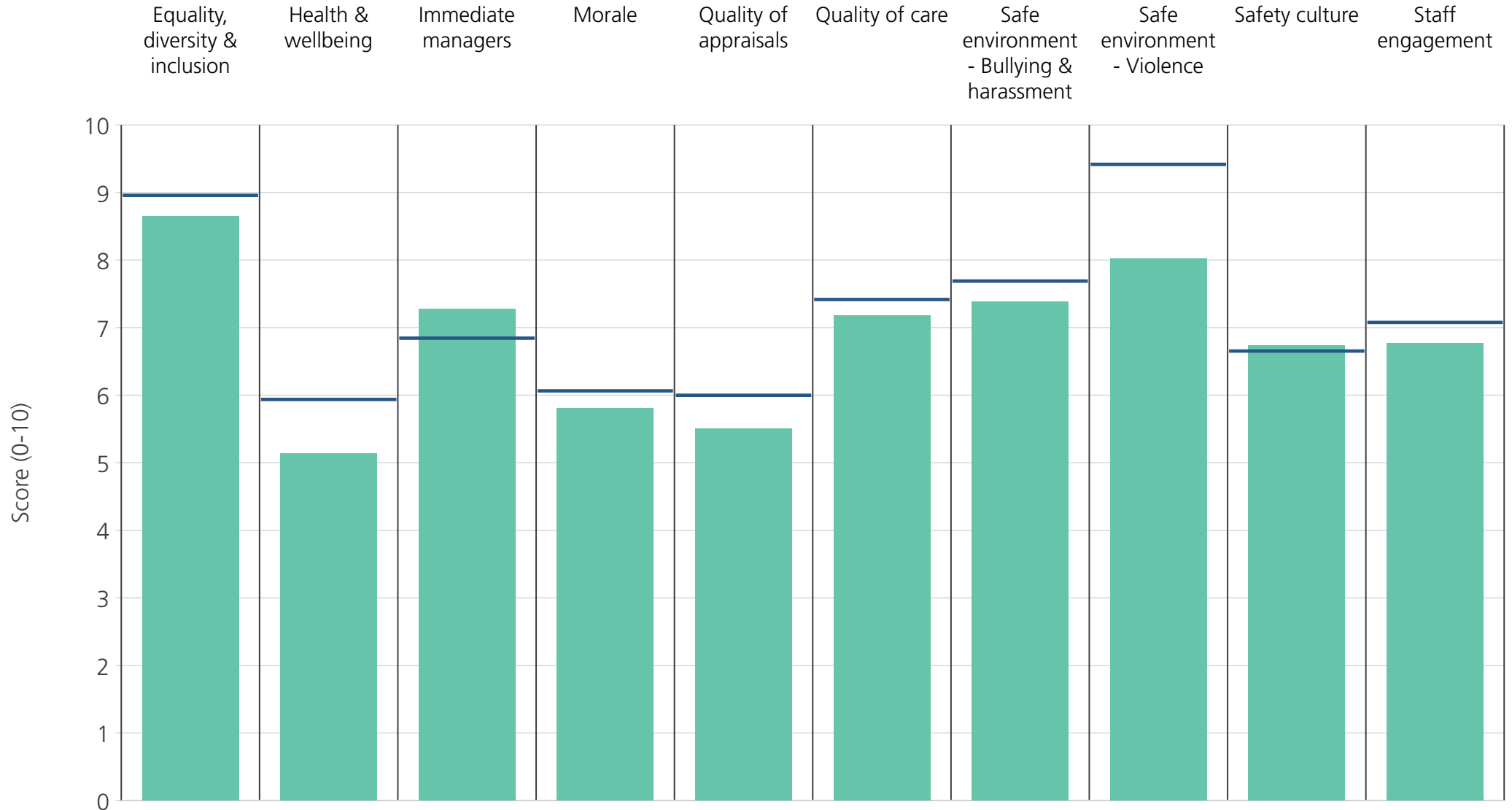
<b>Directorate</b>	9.1	6.3	6.7	6.2	5.9	8.3	7.9	9.7	6.3	6.8
<b>Your org</b>	9.0	5.9	6.8	6.1	6.0	7.4	7.7	9.4	6.7	7.1
<b>Responses</b>	21	21	22	22	20	21	22	22	22	22



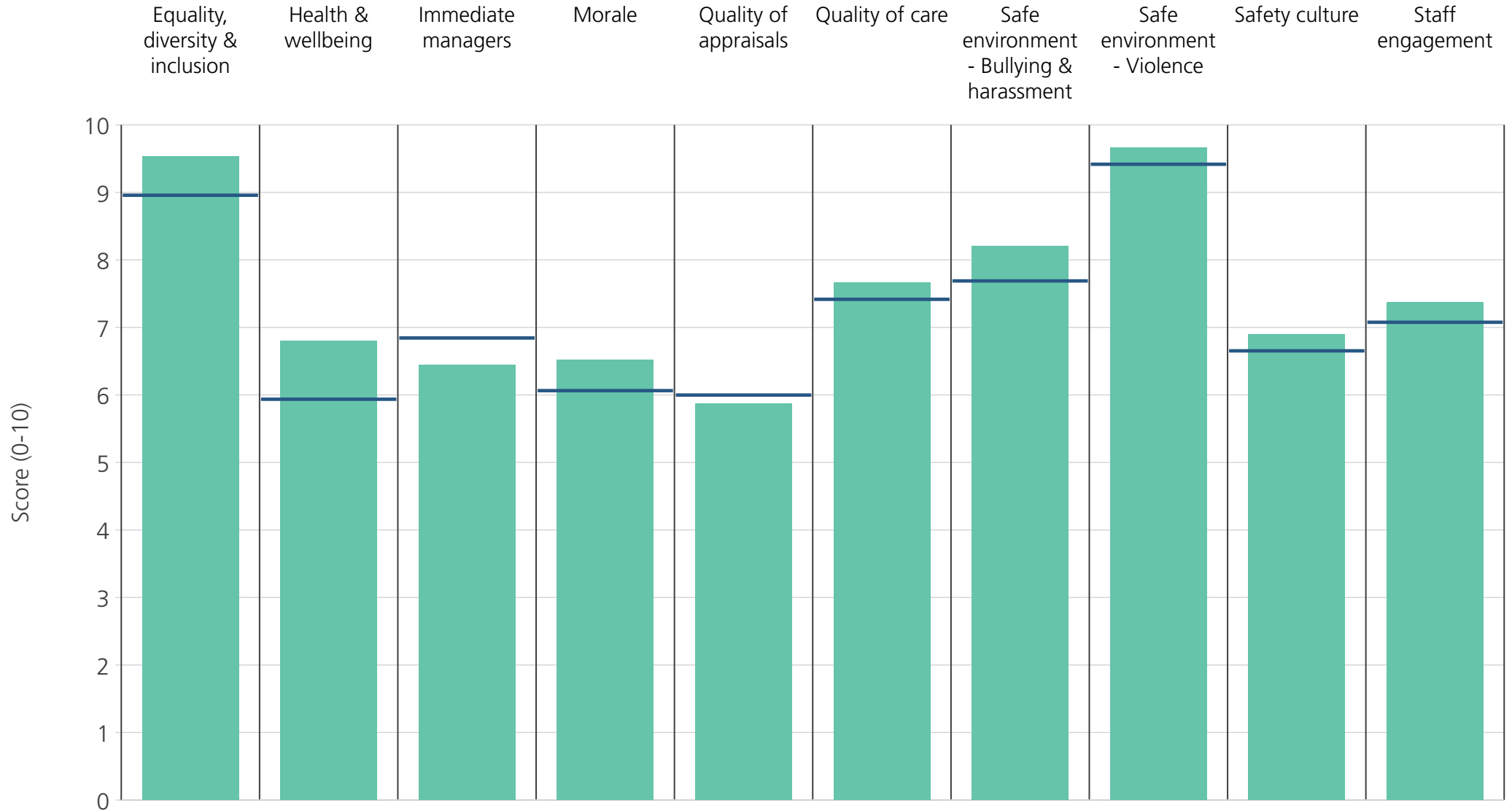
<b>Directorate</b>	9.3	5.0	6.6	6.7	5.7	7.1	7.2	9.8	7.1	7.5
<b>Your org</b>	9.0	5.9	6.8	6.1	6.0	7.4	7.7	9.4	6.7	7.1
<b>Responses</b>	98	98	100	99	90	95	98	98	99	99



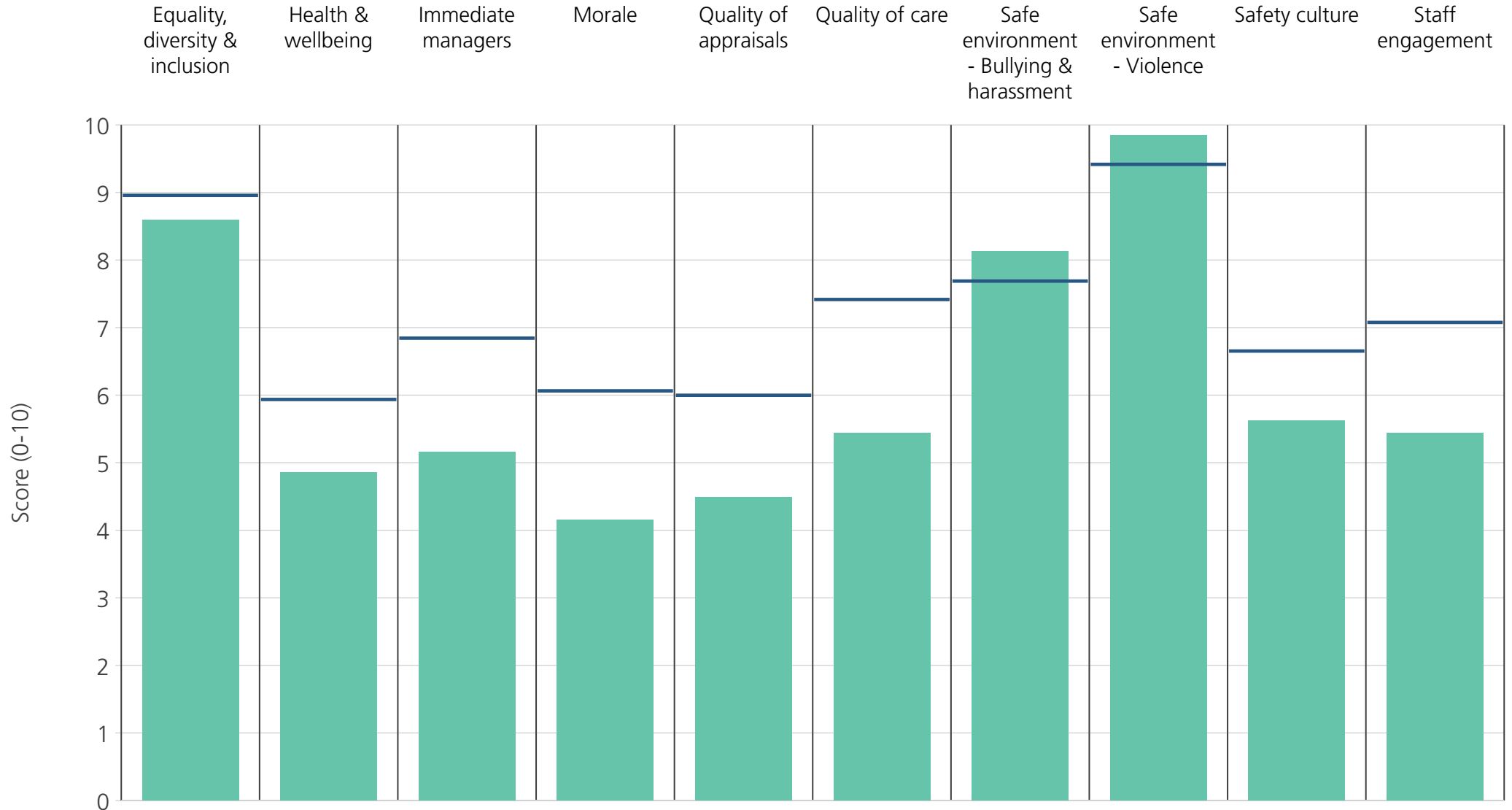
<b>Directorate</b>	8.7	6.2	7.2	6.3	6.1	7.7	7.4	9.6	6.5	7.1
<b>Your org</b>	9.0	5.9	6.8	6.1	6.0	7.4	7.7	9.4	6.7	7.1
<b>Responses</b>	93	93	93	90	86	92	91	91	93	94



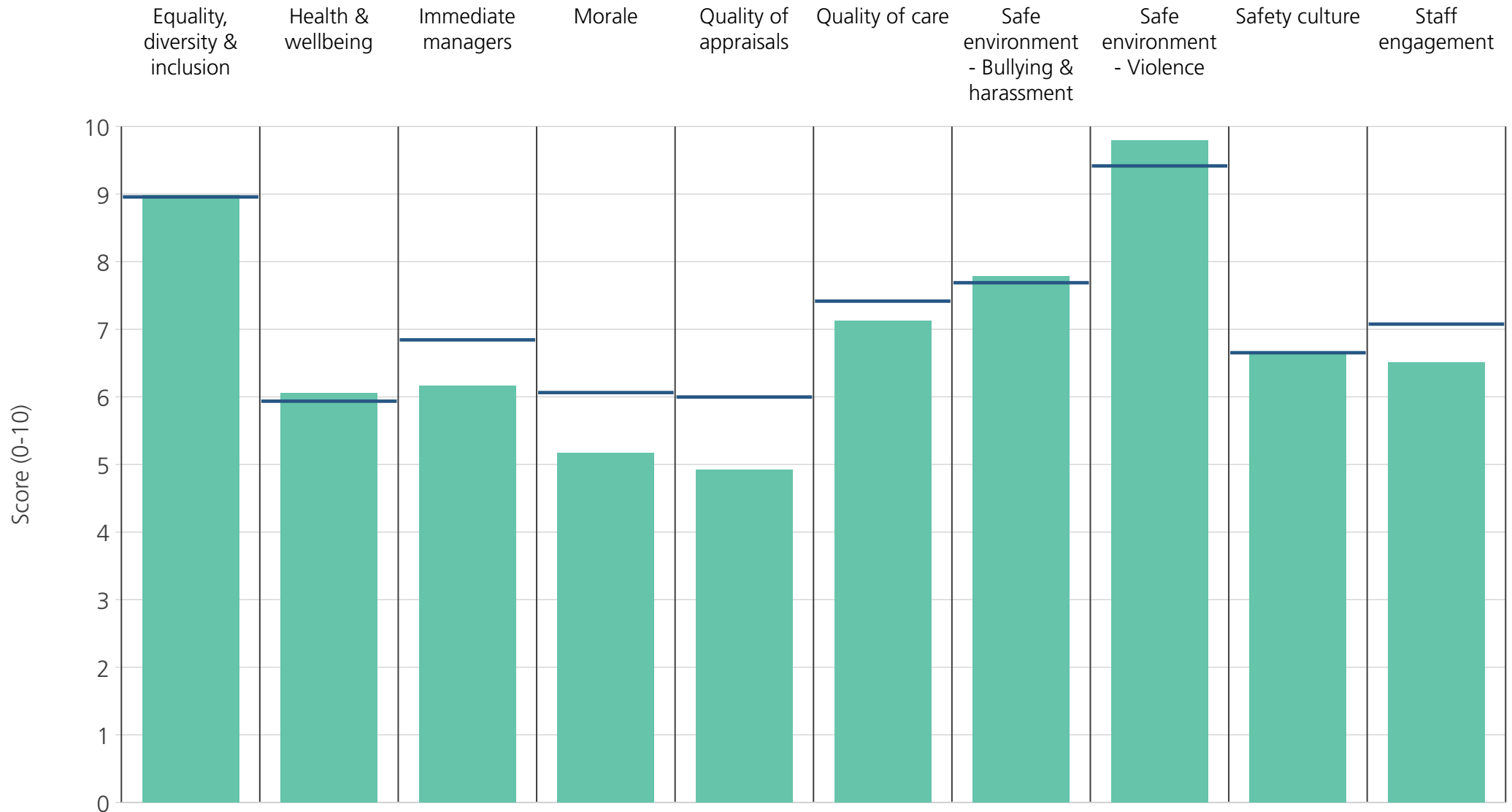
<b>Directorate</b>	8.6	5.1	7.3	5.8	5.5	7.2	7.4	8.0	6.7	6.8
<b>Your org</b>	9.0	5.9	6.8	6.1	6.0	7.4	7.7	9.4	6.7	7.1
<b>Responses</b>	37	37	37	36	32	36	37	37	37	35



<b>Directorate</b>	9.5	6.8	6.4	6.5	5.9	7.7	8.2	9.7	6.9	7.4
<b>Your org</b>	9.0	5.9	6.8	6.1	6.0	7.4	7.7	9.4	6.7	7.1
<b>Responses</b>	78	79	79	78	72	77	79	78	79	79

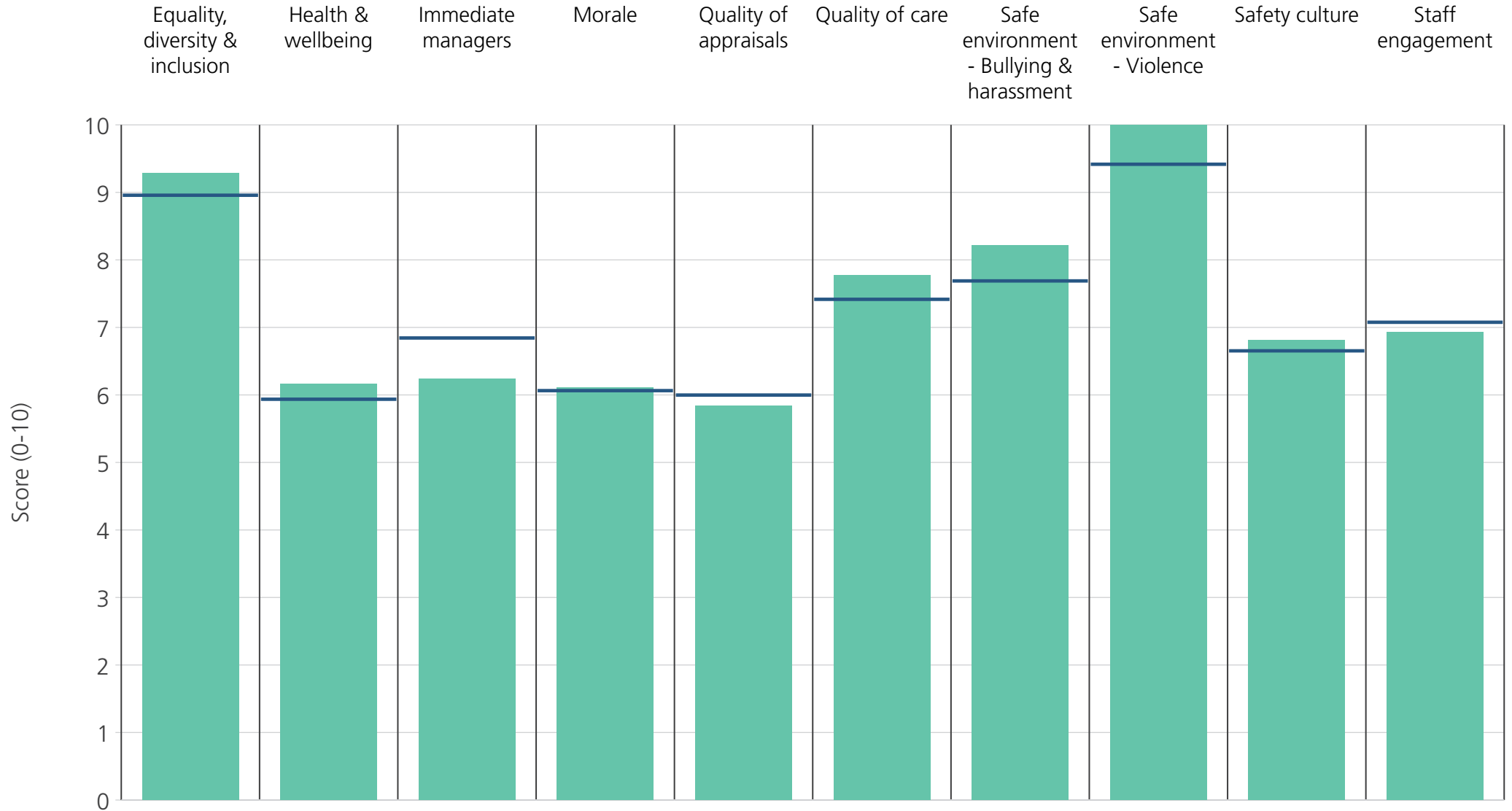


<b>Directorate</b>	8.6	4.9	5.2	4.2	4.5	5.4	8.1	9.8	5.6	5.4
<b>Your org</b>	9.0	5.9	6.8	6.1	6.0	7.4	7.7	9.4	6.7	7.1
<b>Responses</b>	64	66	66	66	35	63	66	66	66	66

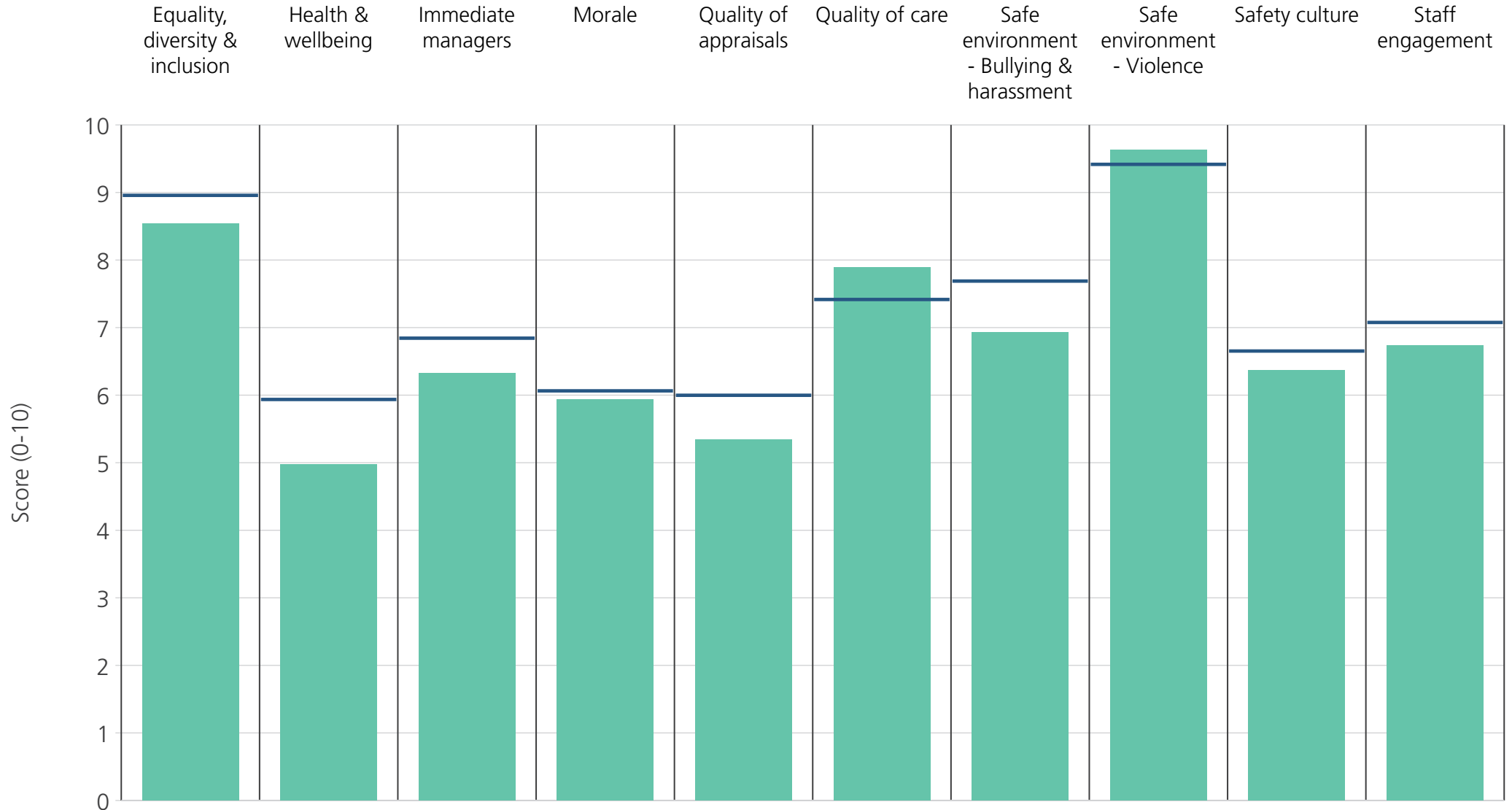


<b>Directorate</b>	9.0	6.1	6.2	5.2	4.9	7.1	7.8	9.8	6.6	6.5
<b>Your org</b>	9.0	5.9	6.8	6.1	6.0	7.4	7.7	9.4	6.7	7.1
<b>Responses</b>	46	49	48	47	45	47	48	48	49	48

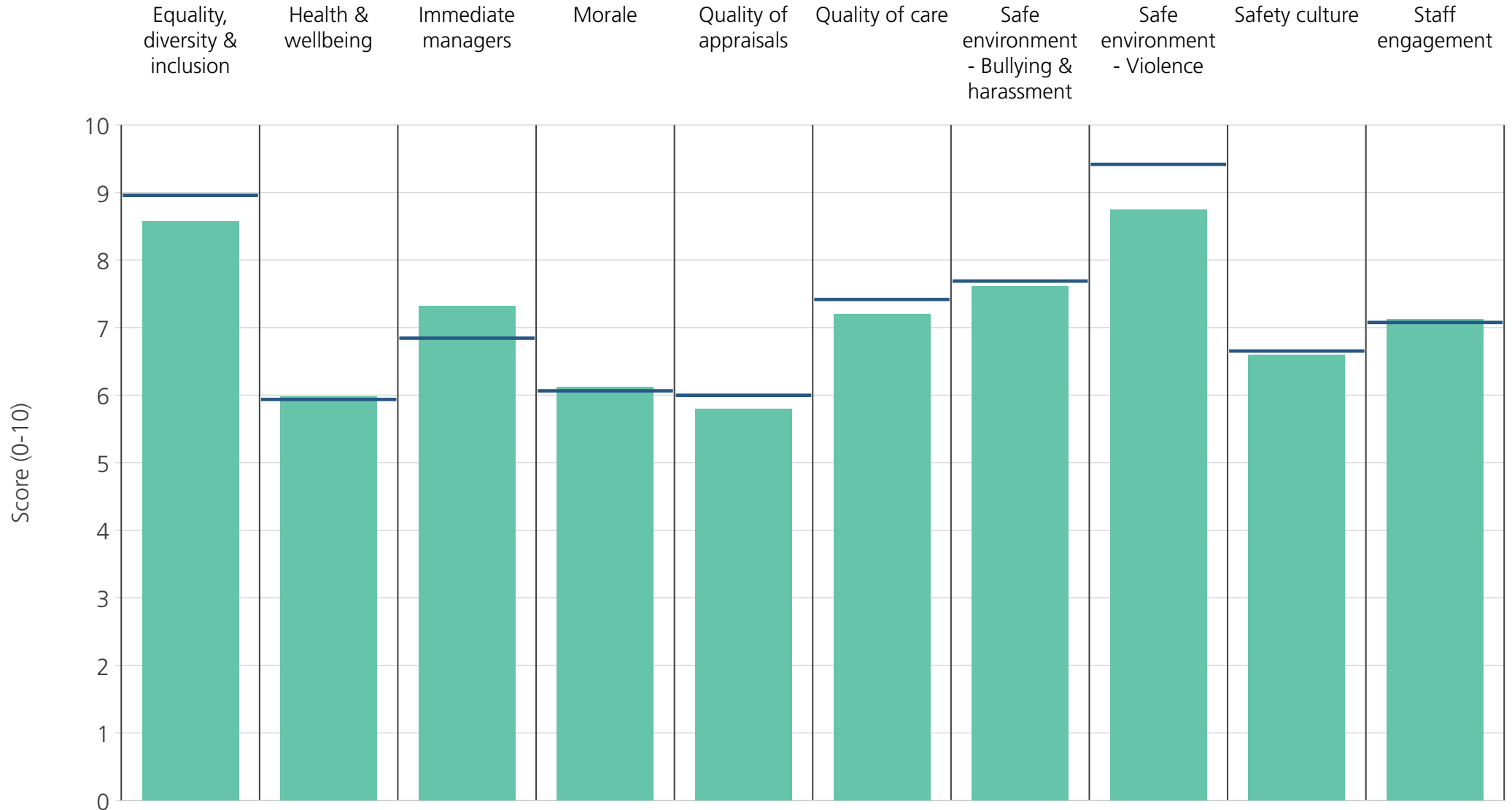




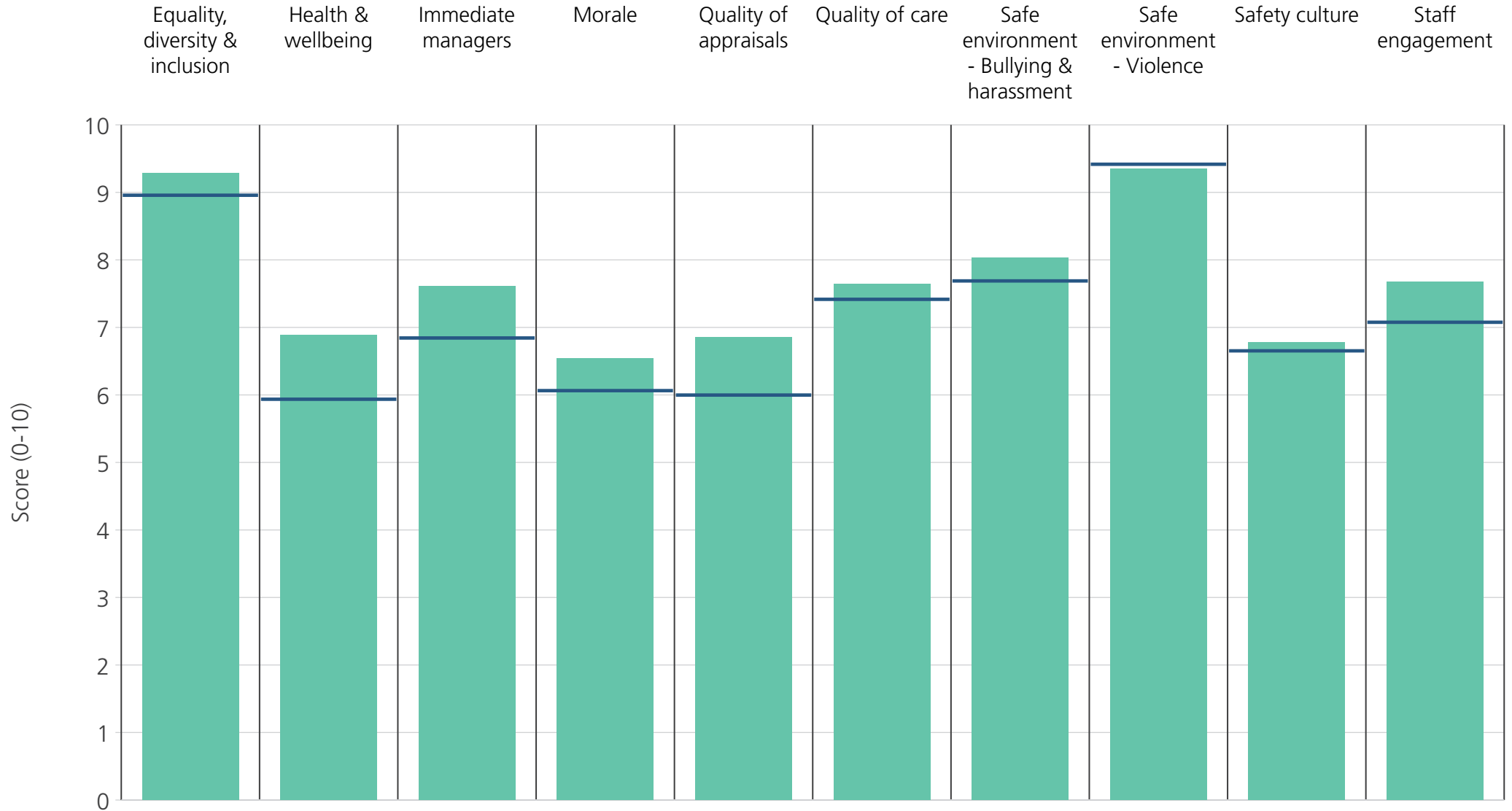
<b>Directorate</b>	9.3	6.2	6.2	6.1	5.8	7.8	8.2	10.0	6.8	6.9
<b>Your org</b>	9.0	5.9	6.8	6.1	6.0	7.4	7.7	9.4	6.7	7.1
<b>Responses</b>	42	45	45	44	40	45	44	45	43	46



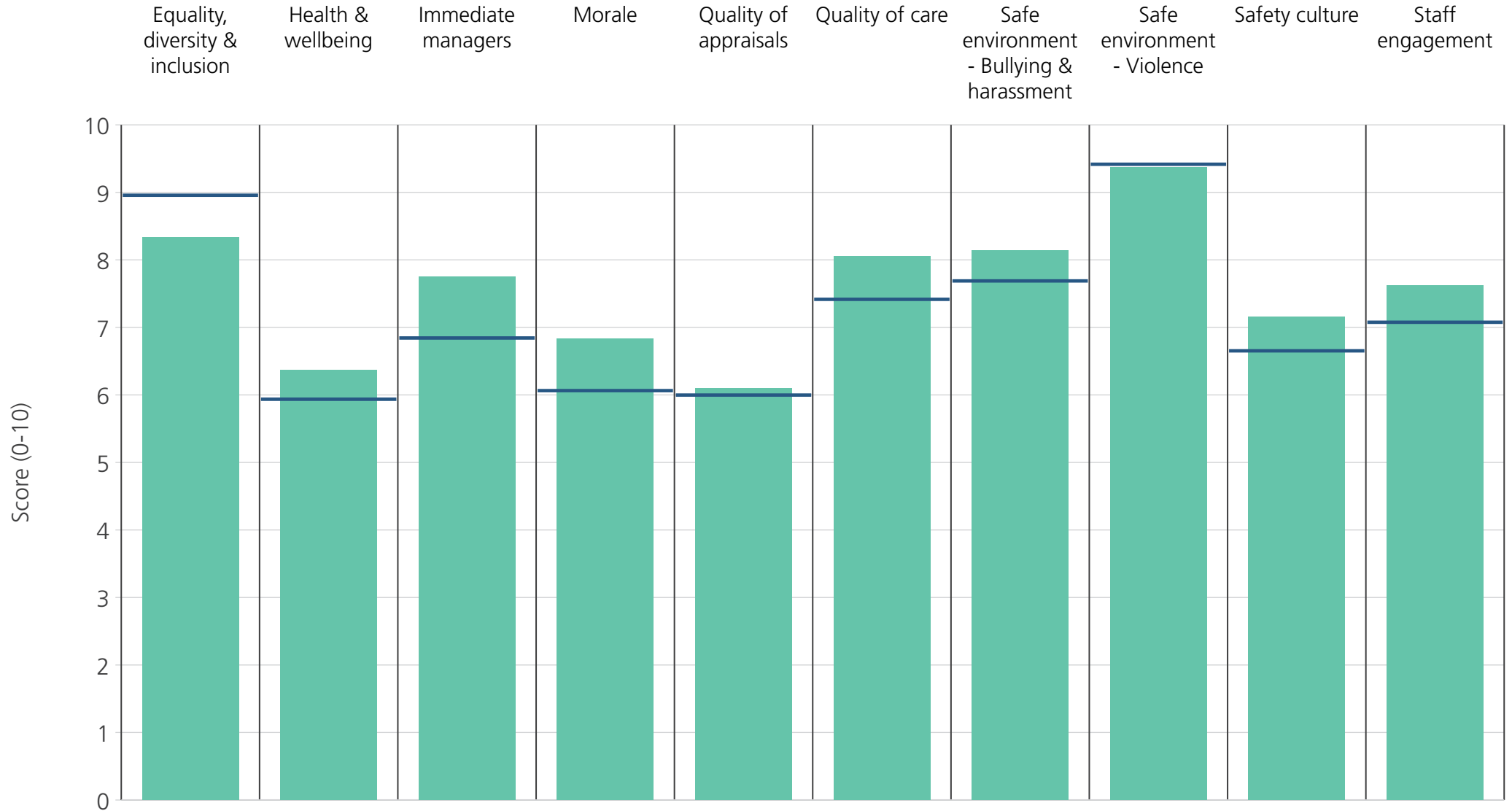
<b>Directorate</b>	8.5	5.0	6.3	5.9	5.3	7.9	6.9	9.6	6.4	6.7
<b>Your org</b>	9.0	5.9	6.8	6.1	6.0	7.4	7.7	9.4	6.7	7.1
<b>Responses</b>	89	90	90	88	84	90	89	90	89	90



<b>Directorate</b>	8.6	6.0	7.3	6.1	5.8	7.2	7.6	8.7	6.6	7.1
<b>Your org</b>	9.0	5.9	6.8	6.1	6.0	7.4	7.7	9.4	6.7	7.1
<b>Responses</b>	55	56	54	54	44	53	53	53	56	55



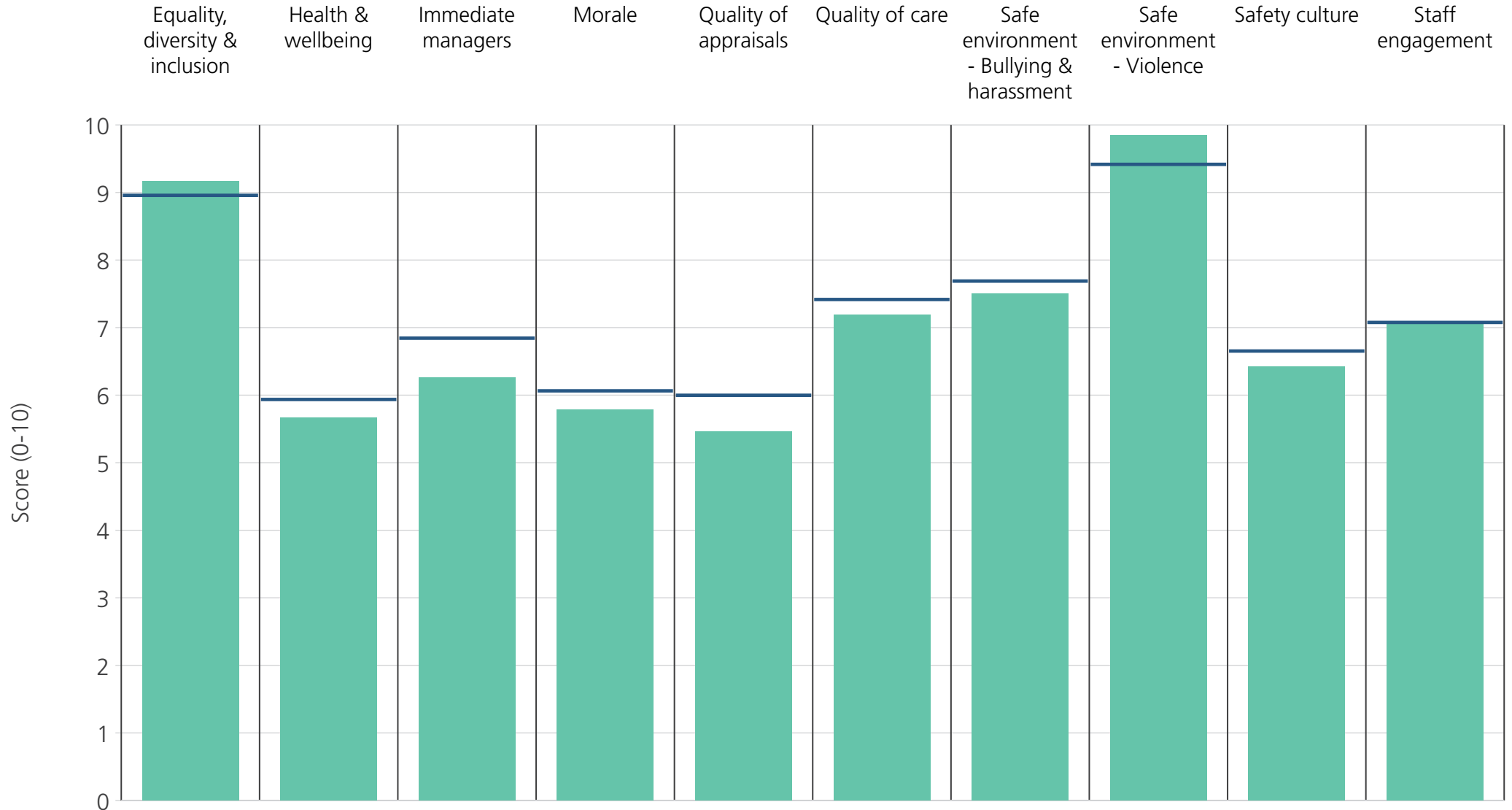
<b>Directorate</b>	9.3	6.9	7.6	6.5	6.9	7.6	8.0	9.3	6.8	7.7
<b>Your org</b>	9.0	5.9	6.8	6.1	6.0	7.4	7.7	9.4	6.7	7.1
<b>Responses</b>	110	112	113	111	104	112	111	112	113	113



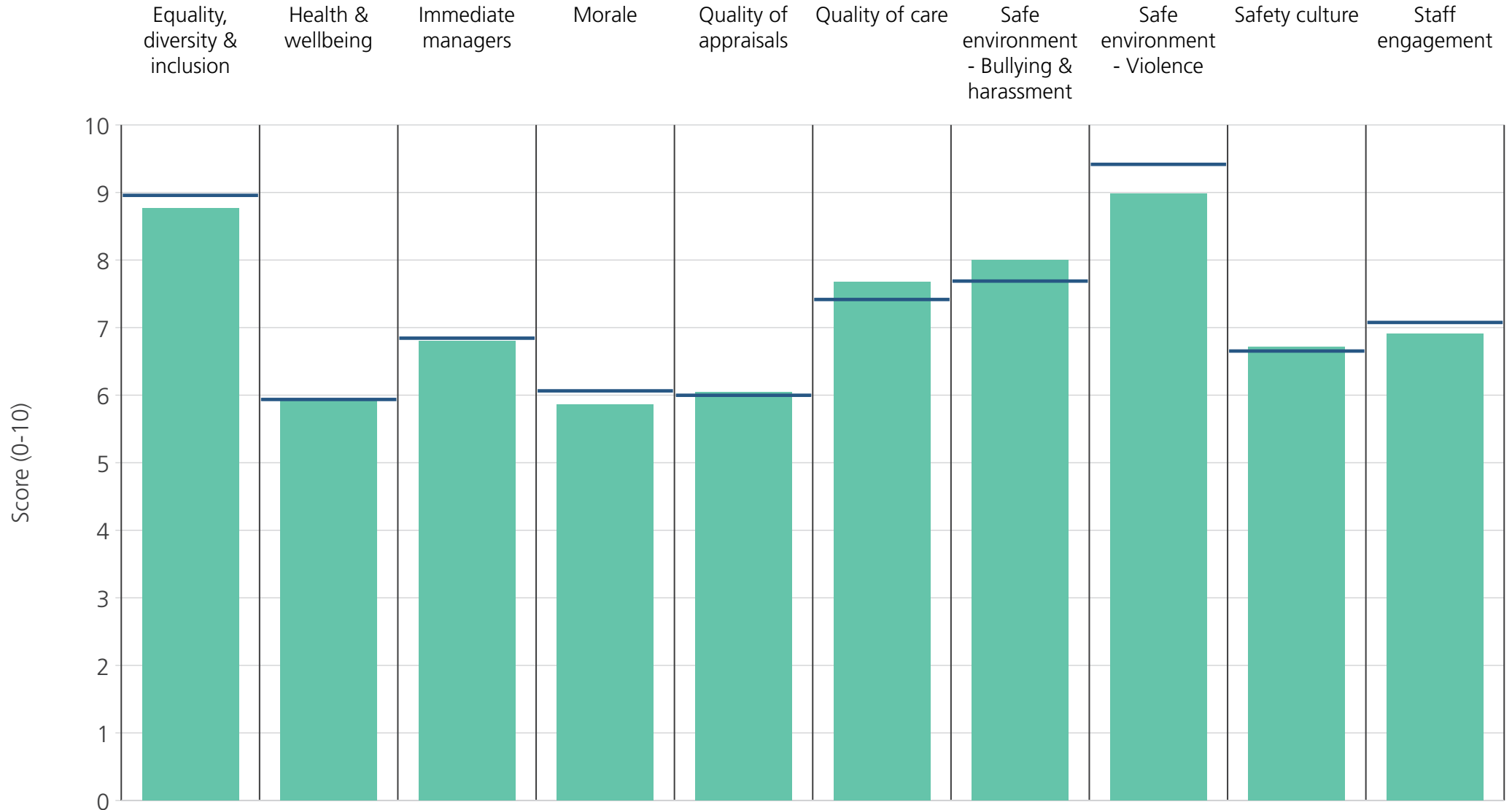
<b>Directorate</b>	8.3	6.4	7.8	6.8	6.1	8.1	8.1	9.4	7.2	7.6
<b>Your org</b>	9.0	5.9	6.8	6.1	6.0	7.4	7.7	9.4	6.7	7.1
<b>Responses</b>	34	34	34	34	32	33	34	32	34	34

# Directorates 2

Dartford and Gravesham NHS Trust  
2018 NHS Staff Survey Results

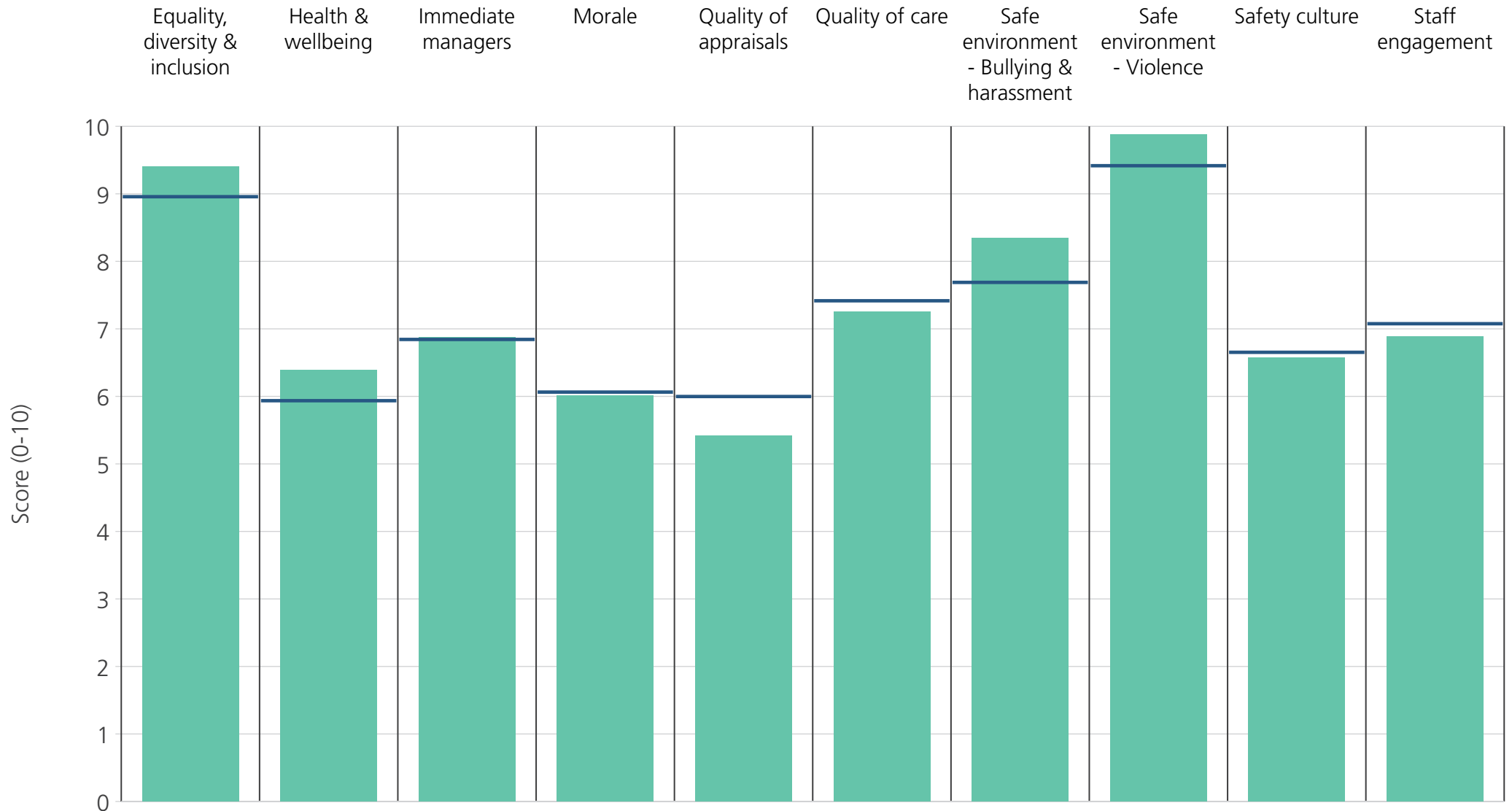


<b>Directorate</b>	9.2	5.7	6.3	5.8	5.5	7.2	7.5	9.8	6.4	7.1
<b>Your org</b>	9.0	5.9	6.8	6.1	6.0	7.4	7.7	9.4	6.7	7.1
<b>Responses</b>	43	44	44	43	41	44	44	43	44	44

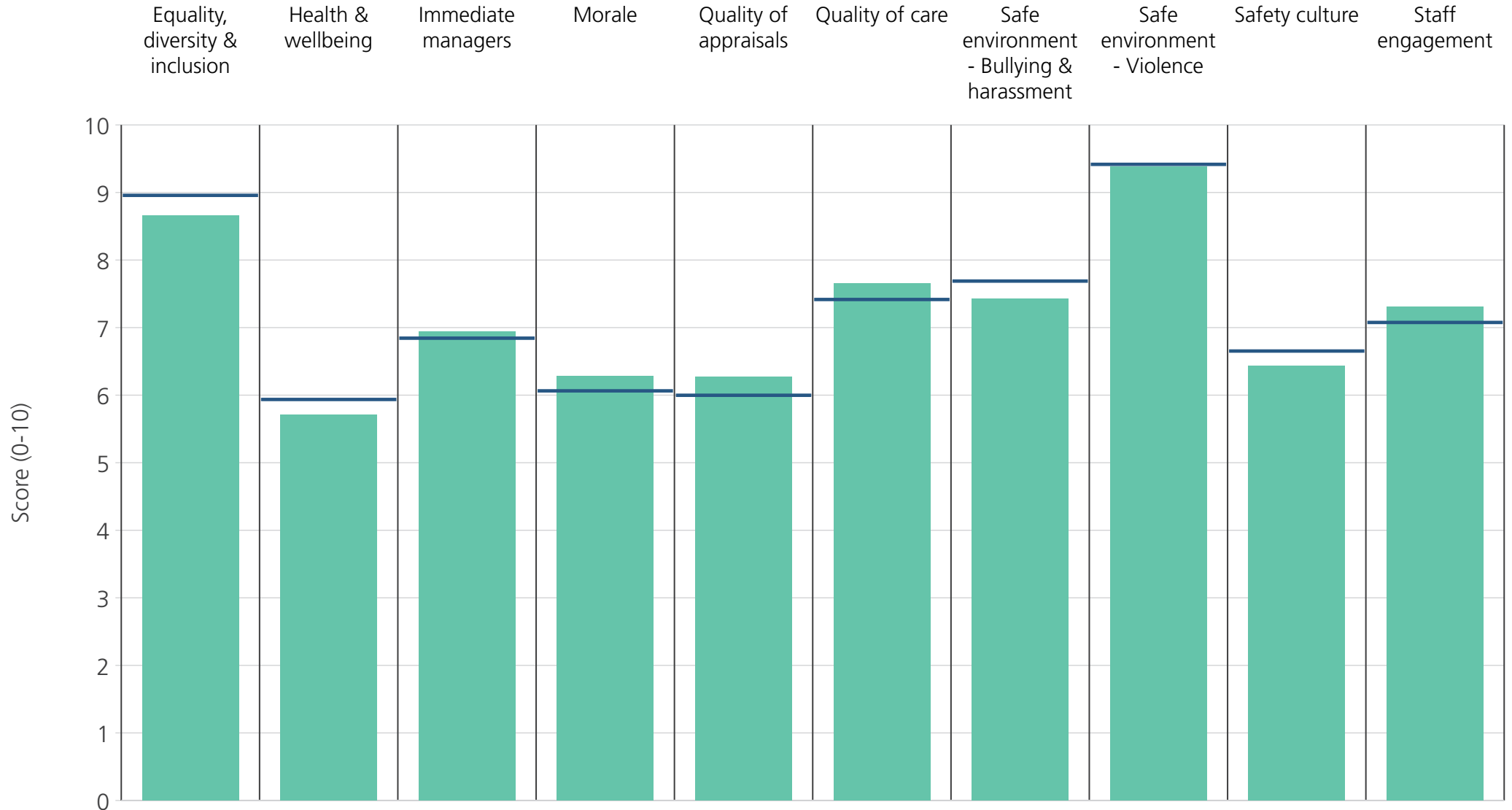


<b>Directorate</b>	8.8	5.9	6.8	5.9	6.0	7.7	8.0	9.0	6.7	6.9
<b>Your org</b>	9.0	5.9	6.8	6.1	6.0	7.4	7.7	9.4	6.7	7.1
<b>Responses</b>	278	287	285	279	224	274	278	280	285	285

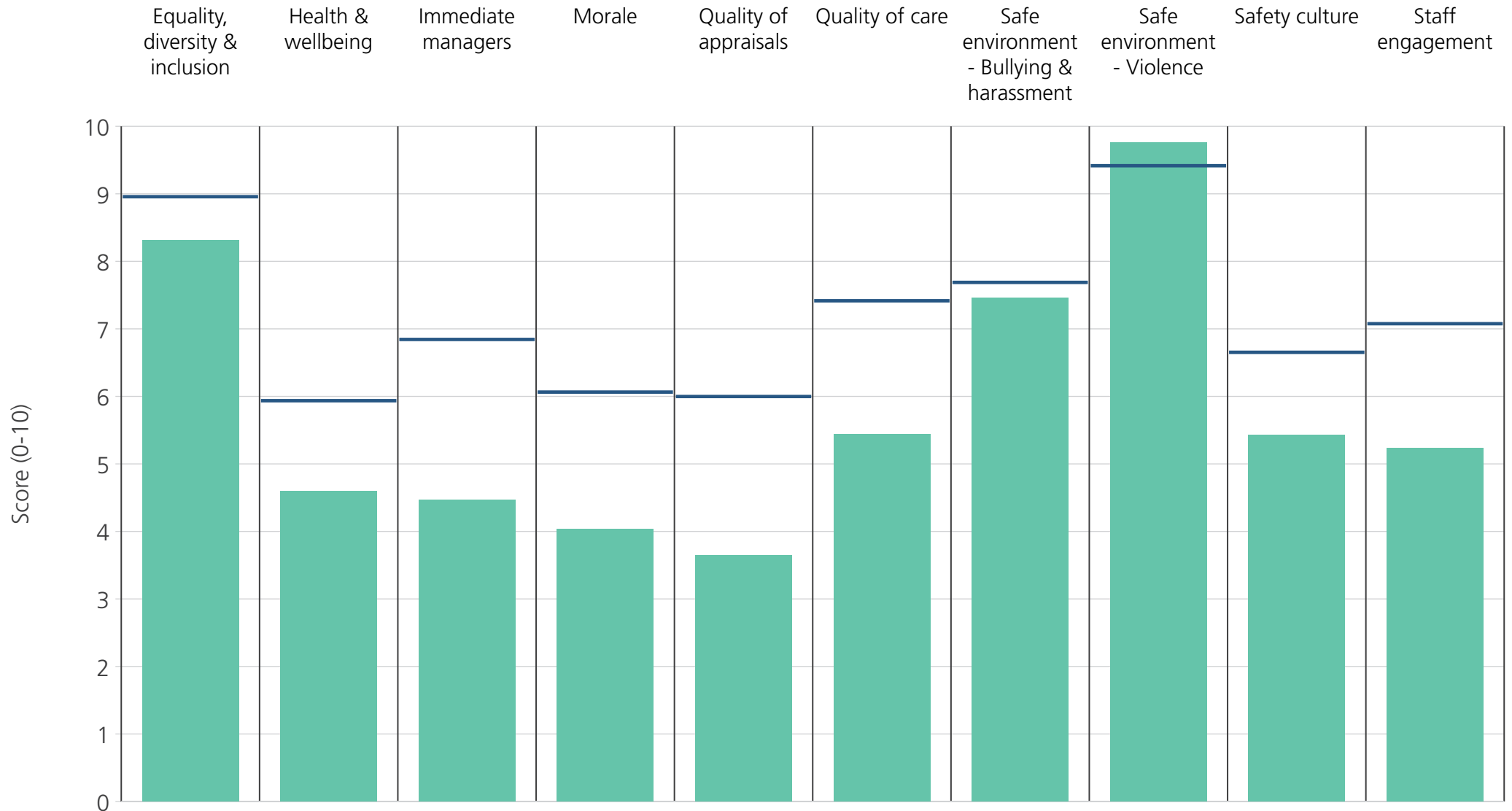




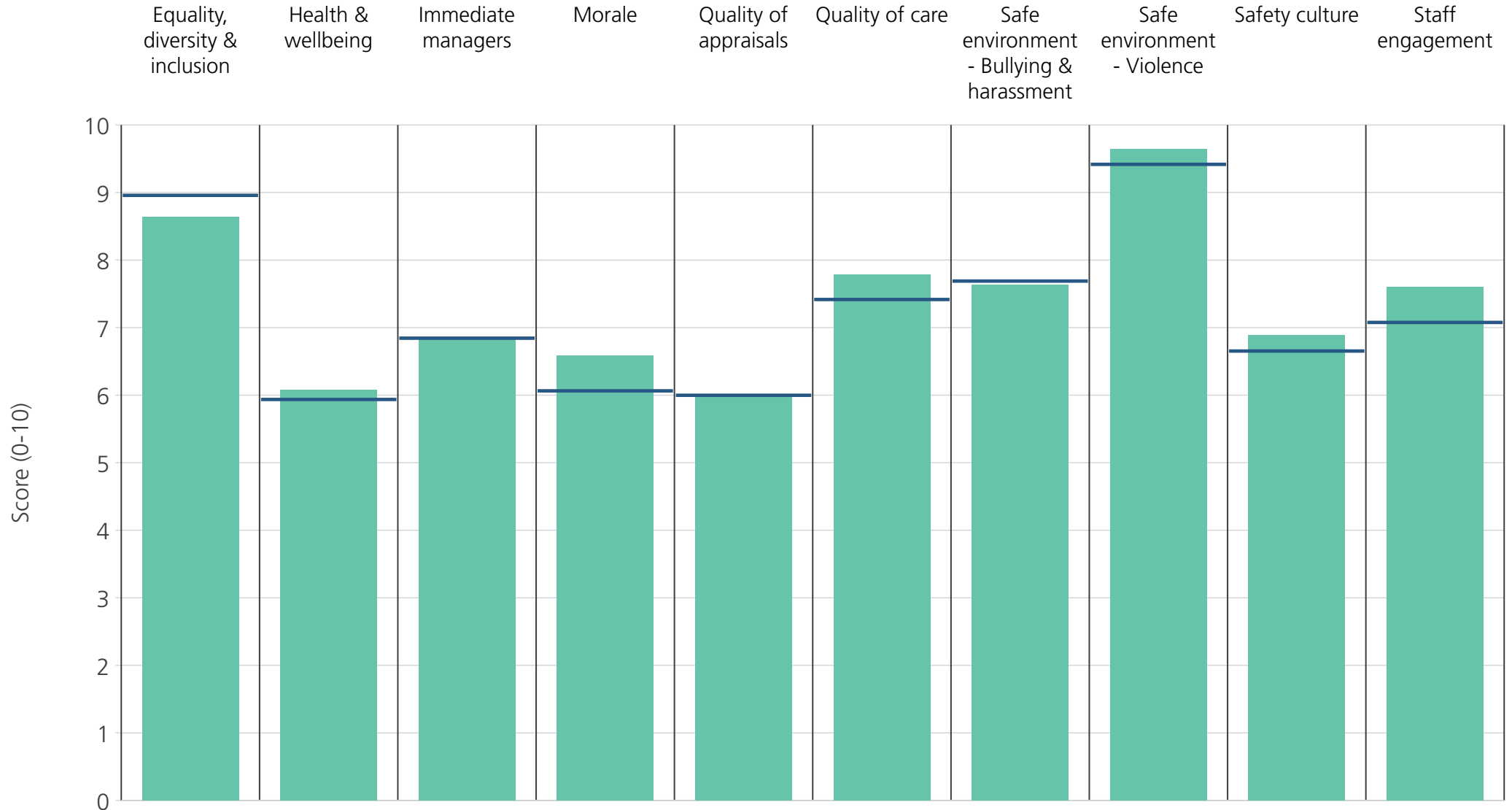
<b>Directorate</b>	9.4	6.4	6.9	6.0	5.4	7.3	8.3	9.9	6.6	6.9
<b>Your org</b>	9.0	5.9	6.8	6.1	6.0	7.4	7.7	9.4	6.7	7.1
<b>Responses</b>	358	360	362	361	300	227	357	359	359	365



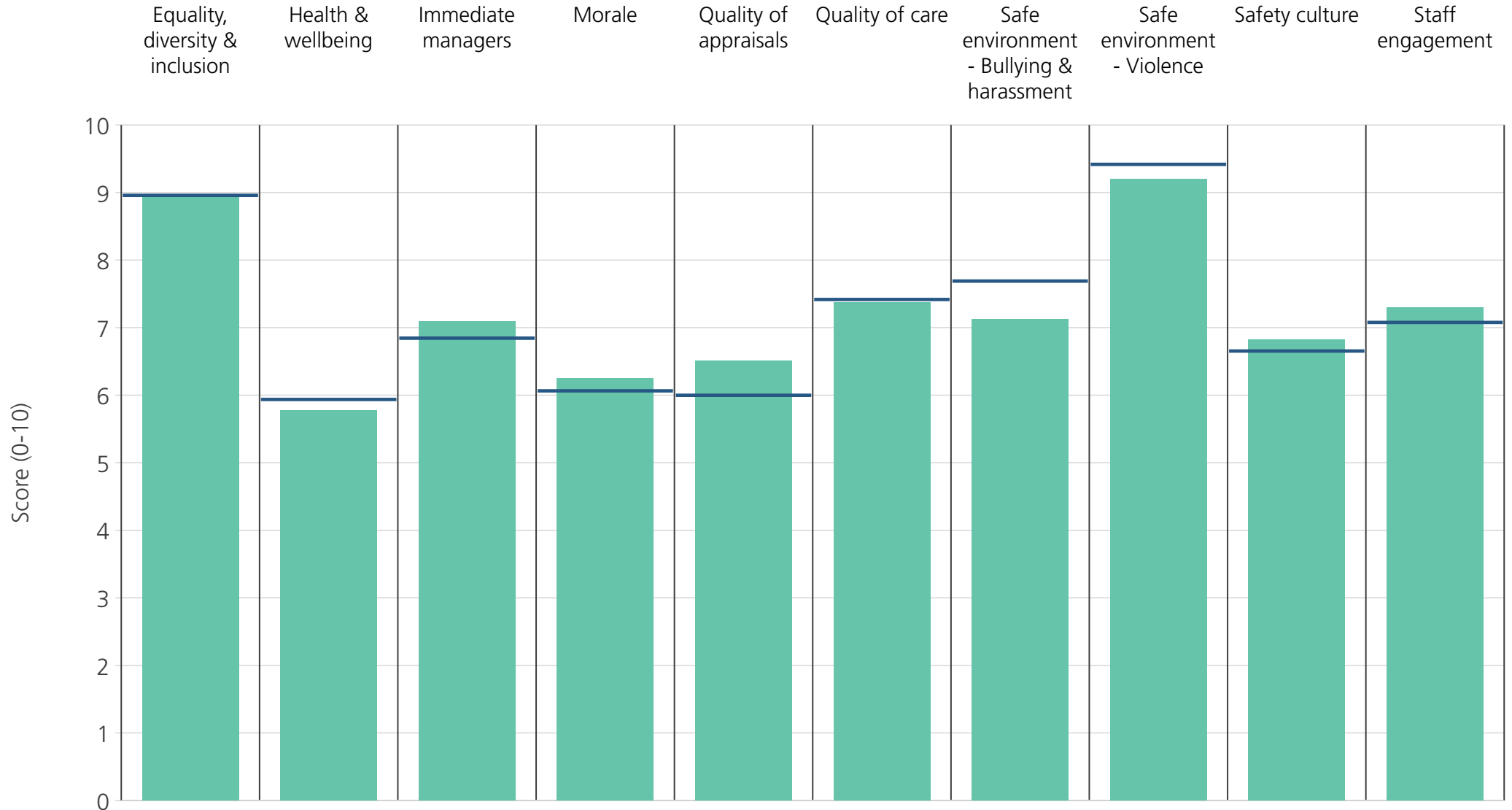
<b>Directorate</b>	8.7	5.7	6.9	6.3	6.3	7.7	7.4	9.4	6.4	7.3
<b>Your org</b>	9.0	5.9	6.8	6.1	6.0	7.4	7.7	9.4	6.7	7.1
<b>Responses</b>	139	141	141	139	133	141	139	141	141	141



<b>Directorate</b>	8.3	4.6	4.5	4.0	3.6	5.4	7.5	9.8	5.4	5.2
<b>Your org</b>	9.0	5.9	6.8	6.1	6.0	7.4	7.7	9.4	6.7	7.1
<b>Responses</b>	42	42	42	42	27	42	42	42	42	42



<b>Directorate</b>	8.6	6.1	6.8	6.6	6.0	7.8	7.6	9.6	6.9	7.6
<b>Your org</b>	9.0	5.9	6.8	6.1	6.0	7.4	7.7	9.4	6.7	7.1
<b>Responses</b>	111	113	114	112	99	114	114	113	113	114



<b>Directorate</b>	8.9	5.8	7.1	6.2	6.5	7.4	7.1	9.2	6.8	7.3
<b>Your org</b>	9.0	5.9	6.8	6.1	6.0	7.4	7.7	9.4	6.7	7.1
<b>Responses</b>	456	461	464	453	418	463	458	456	461	463