

# Northampton General Hospital NHS Trust

2018 NHS Staff Survey

**Directorate Report**

**Contents**

Introduction . . . . .	3	Spec75 Therapy Services (Dir) . . . . .	26
Themes – Directorates 1 . . . . .	4	Spec11 Ophthalmology (Dir) . . . . .	27
CLD2 Medical Division . . . . .	5	Dir34 Other Clinical Support . . . . .	28
CLD1 Surgical Division . . . . .	6		
CLD3 Women Children & Oncology Division . . . . .	7		
Support Services SS1 . . . . .	8		
CLD4 Clinical Support Services Division . . . . .	9		
Themes – Directorates 2 . . . . .	10		
Sup3 Facilities . . . . .	11		
Dir27 Inpatient Specialties . . . . .	12		
Sup2 Hospital Support . . . . .	13		
Dir22 Anaesthesia, Critical Care & Theatres . . . . .	14		
Dir26 Obstetrics & Gynaecology . . . . .	15		
Dir31 Outpatient & Elderly Medicine . . . . .	16		
Spec21 Urgent Care (Dir) . . . . .	17		
Dir21 General & Specialist Surgery . . . . .	18		
Dir25 Child Health . . . . .	19		
Dir29 Oncology & Clinical Haematology . . . . .	20		
Dir30 Imaging . . . . .	21		
Dir23 Trauma & Orthopaedics . . . . .	22		
Dir28 Pathology . . . . .	23		
Spec73 Pharmacy (Dir) . . . . .	24		
Dir24 ENT & Maxillofacial . . . . .	25		

This directorate report for Northampton General Hospital NHS Trust contains results by directorate for themes from the 2018 NHS Staff Survey. These results are compared to the unweighted average for your organisation.

**Please note:** It is possible that there are differences between the 'Your org' scores reported in this directorate report and those in the benchmark report. This is because the results in the benchmark report are weighted to allow for fair comparisons between organisations of a similar type. However, in this report comparisons are made within your organisation so the unweighted organisation result is a more appropriate point of comparison.

The directorate breakdowns used in this report were provided and defined by Northampton General Hospital NHS Trust. Details of how the theme scores were calculated are included in the Technical Document, available to download from our [results website](#).

## Key features

Breakdown type and **directorate name** are specified in the header. Black text in the header is hyperlinked: clicking on '2018 NHS Staff Survey Results' navigates back to the contents page.

Directorate results are presented in the context of the (unweighted) **organisation average ('Your org')**, so it is easy to tell if a directorate is performing better or worse than the organisation average. For all themes, a higher score is a better result than a lower score.

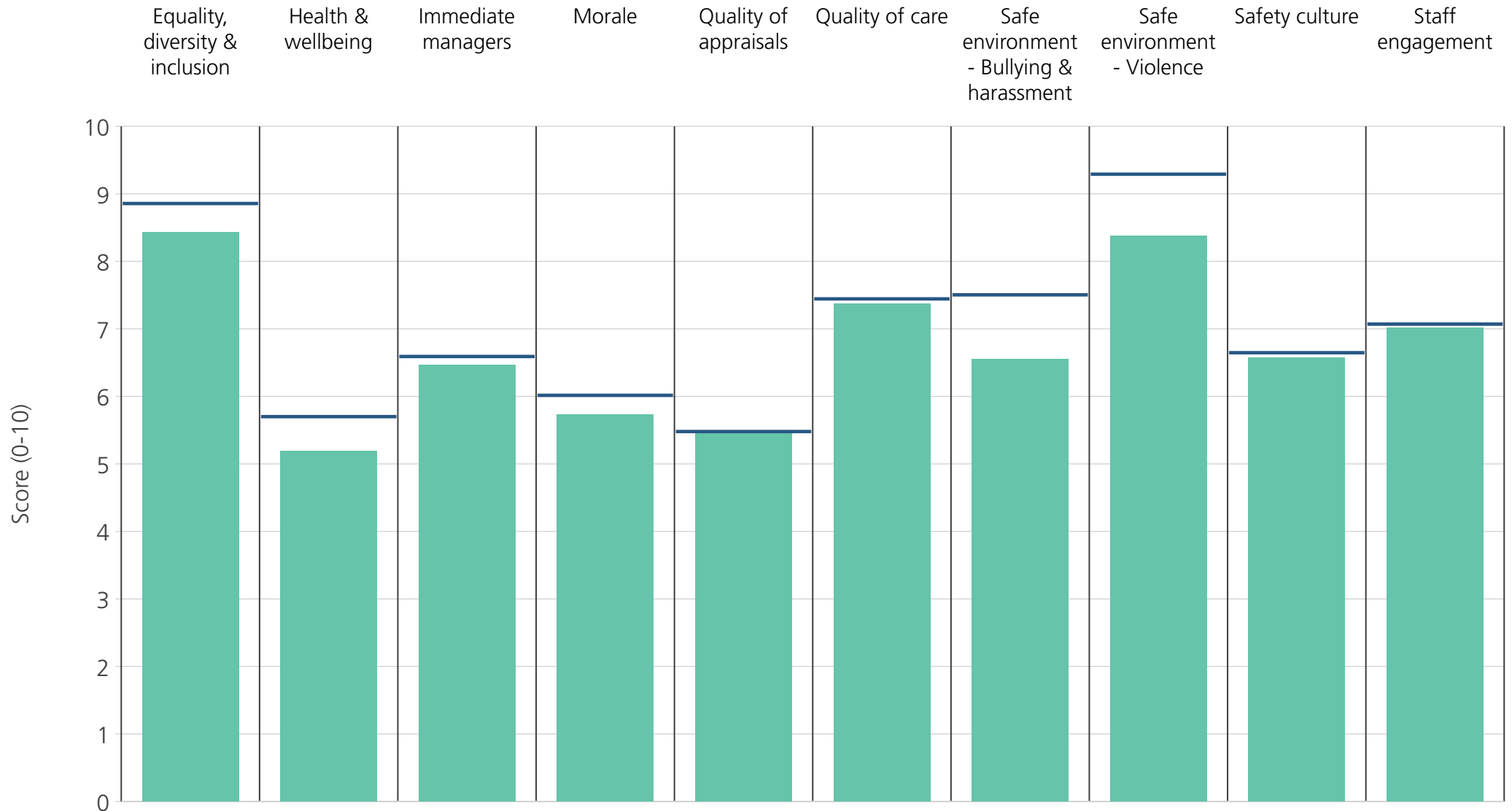
The **number of responses** feeding into each theme score **for the given directorate** is specified below the table containing the directorate and trust scores.



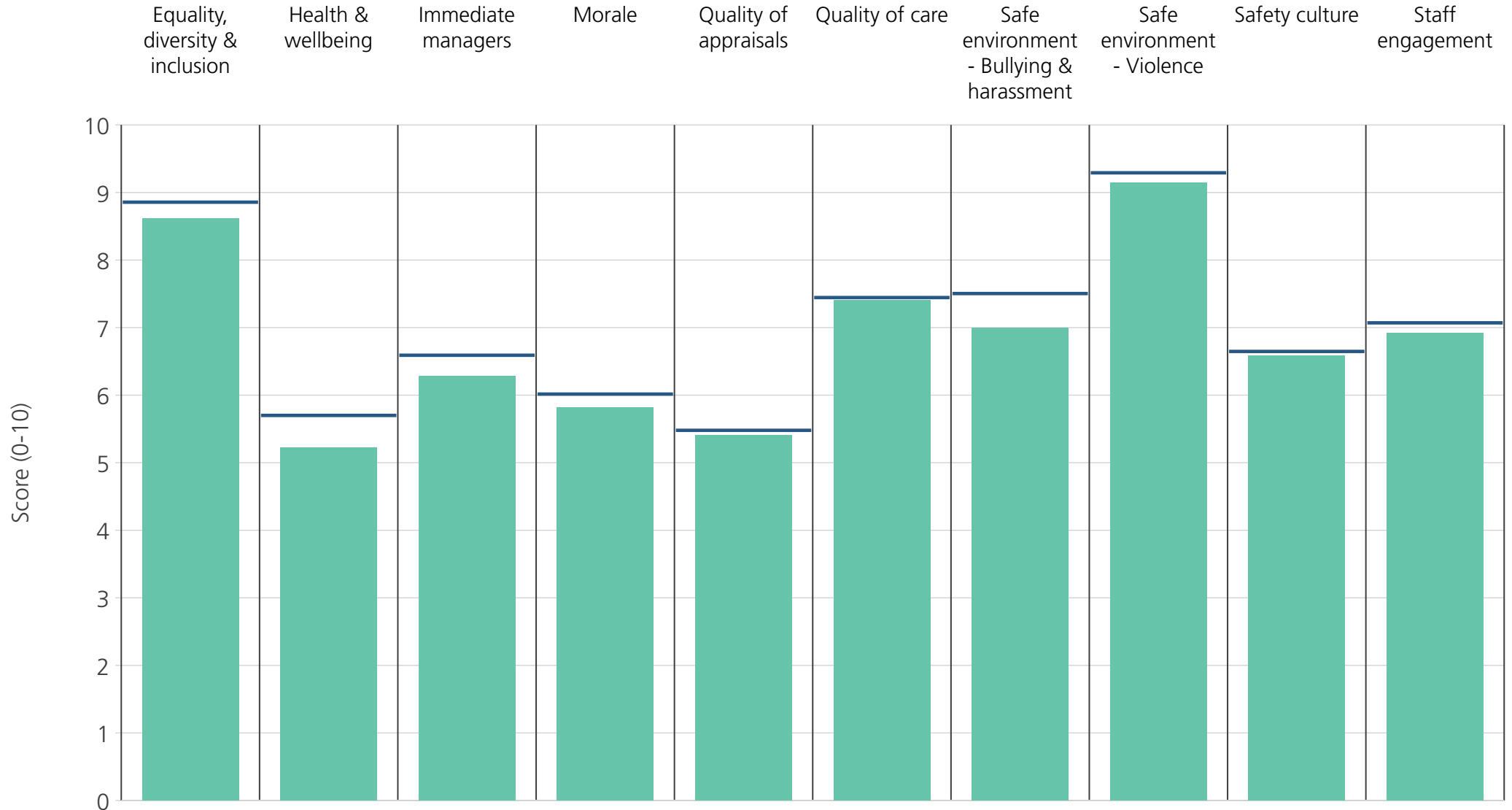
**! Note:** when there are less than 11 responses in a group, results are suppressed to protect staff confidentiality

# Directorates 1

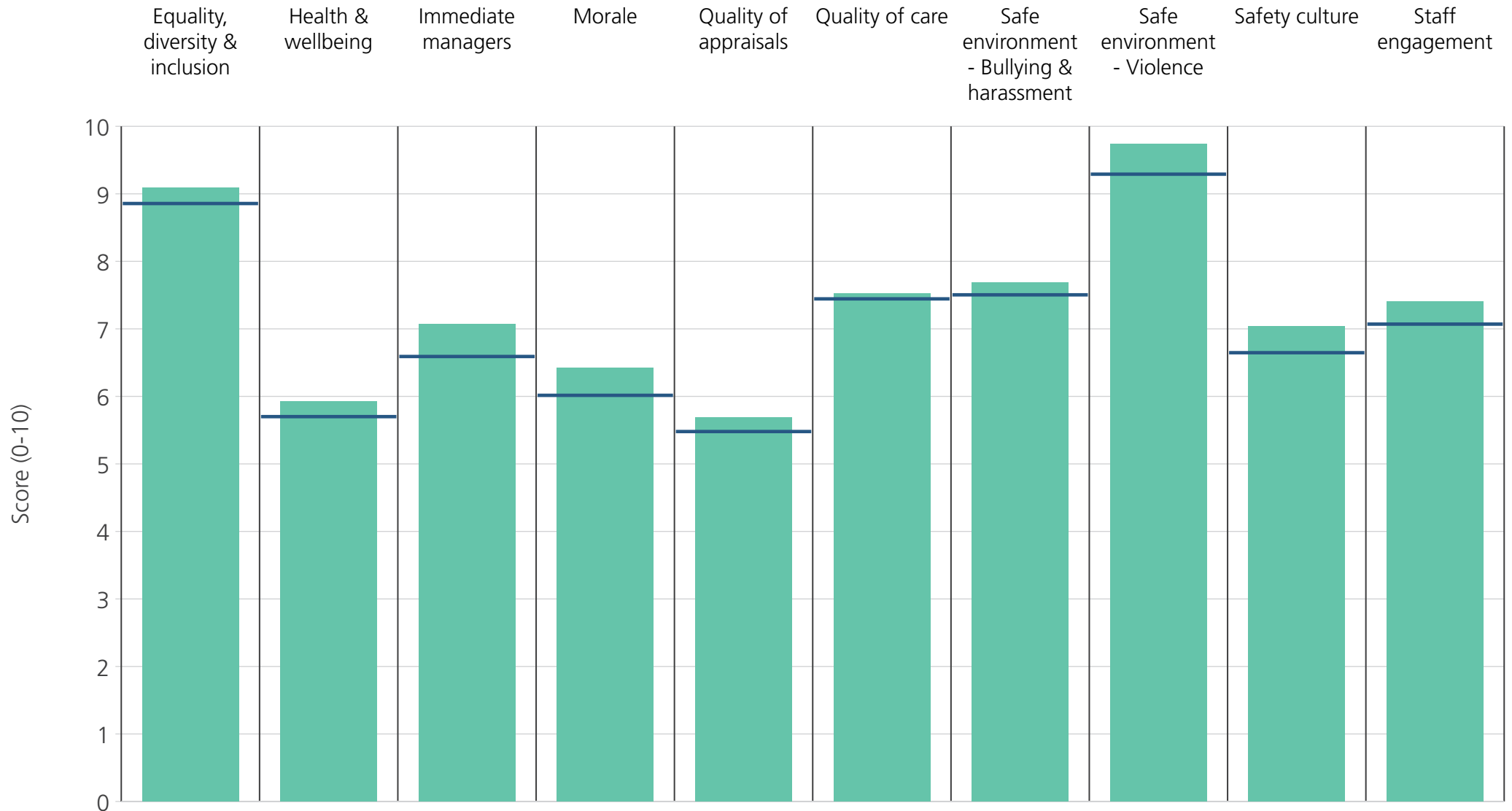
Northampton General Hospital NHS Trust  
2018 NHS Staff Survey Results



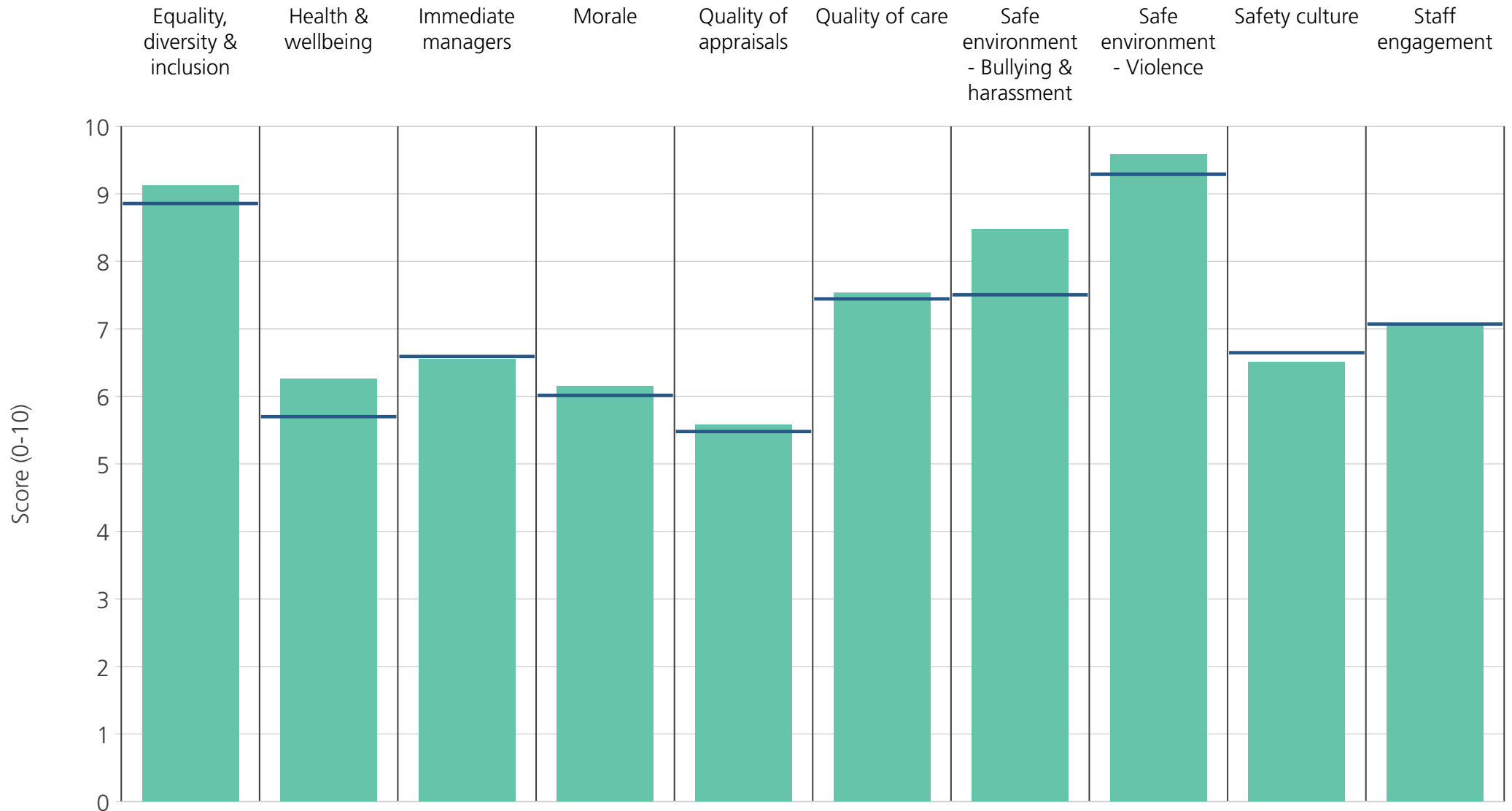
<b>Directorate</b>	8.4	5.2	6.5	5.7	5.4	7.4	6.6	8.4	6.6	7.0
<b>Your org</b>	8.9	5.7	6.6	6.0	5.5	7.4	7.5	9.3	6.6	7.1
<b>Responses</b>	411	418	419	400	371	398	412	413	412	426



<b>Directorate</b>	8.6	5.2	6.3	5.8	5.4	7.4	7.0	9.1	6.6	6.9
<b>Your org</b>	8.9	5.7	6.6	6.0	5.5	7.4	7.5	9.3	6.6	7.1
<b>Responses</b>	424	428	429	415	390	421	426	425	424	439

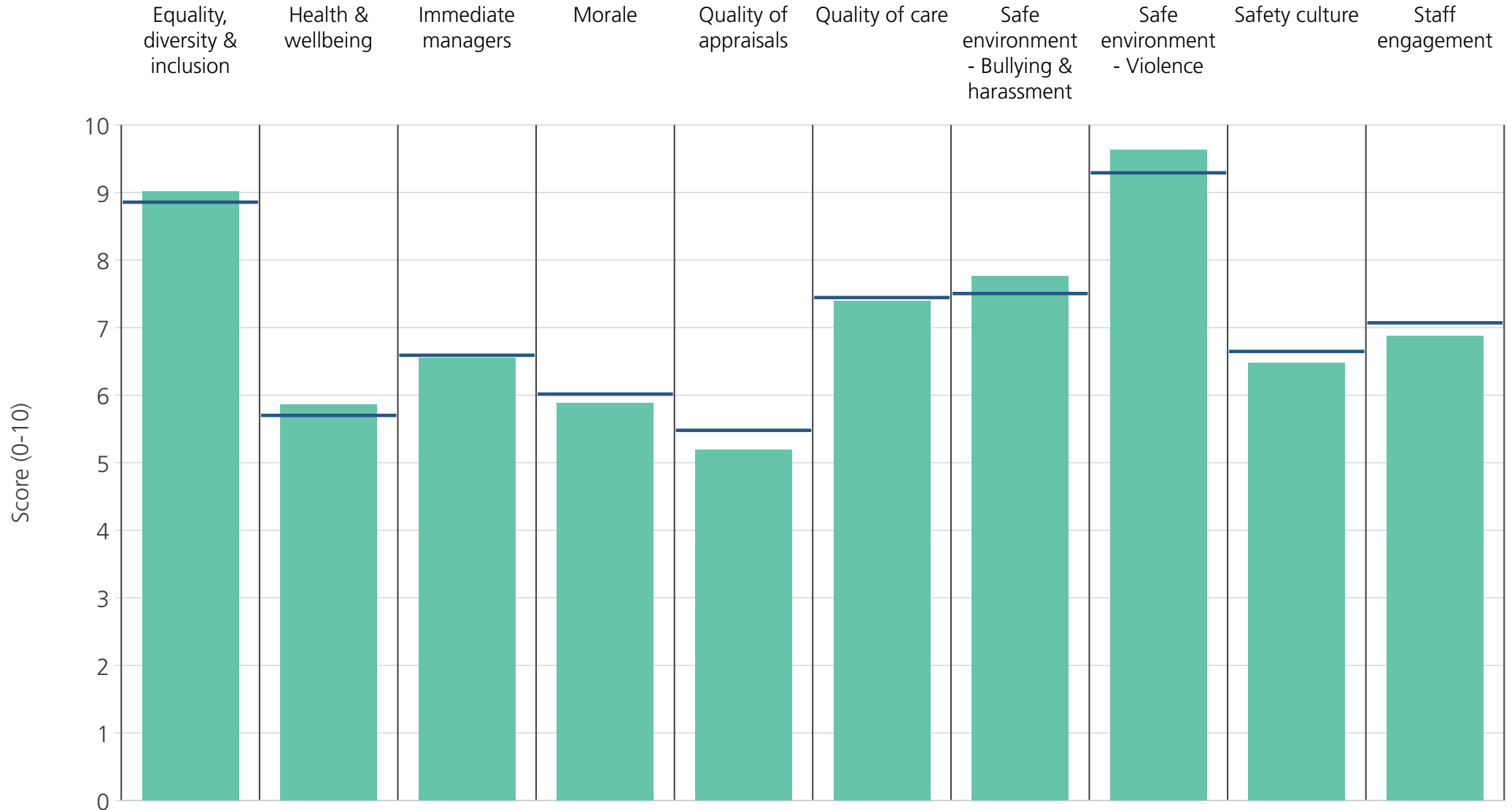


<b>Directorate</b>	9.1	5.9	7.1	6.4	5.7	7.5	7.7	9.7	7.0	7.4
<b>Your org</b>	8.9	5.7	6.6	6.0	5.5	7.4	7.5	9.3	6.6	7.1
<b>Responses</b>	451	456	454	446	430	435	450	449	453	458



<b>Directorate</b>	9.1	6.3	6.6	6.1	5.6	7.5	8.5	9.6	6.5	7.1
<b>Your org</b>	8.9	5.7	6.6	6.0	5.5	7.4	7.5	9.3	6.6	7.1
<b>Responses</b>	465	466	471	455	403	316	459	458	465	476

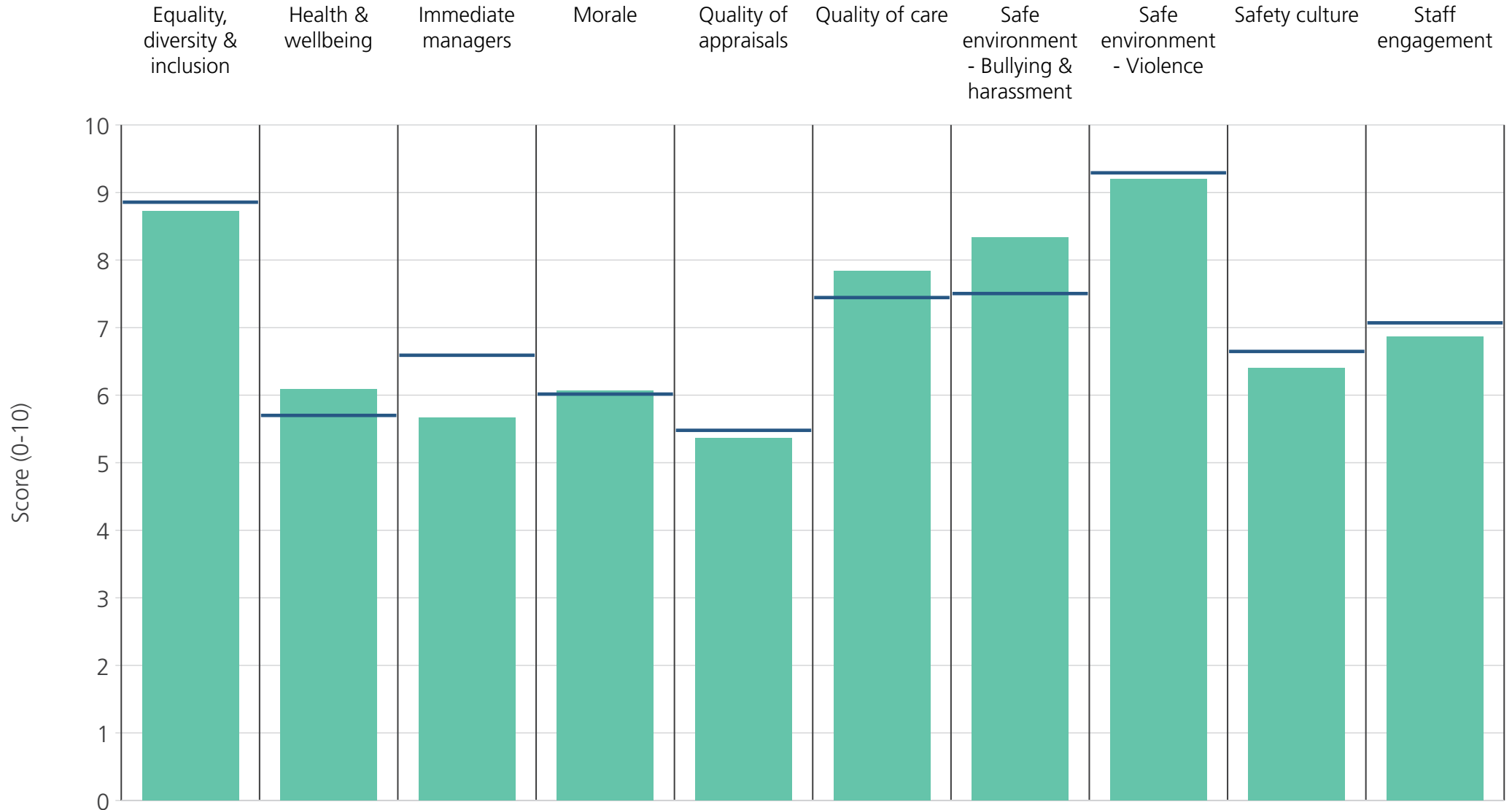




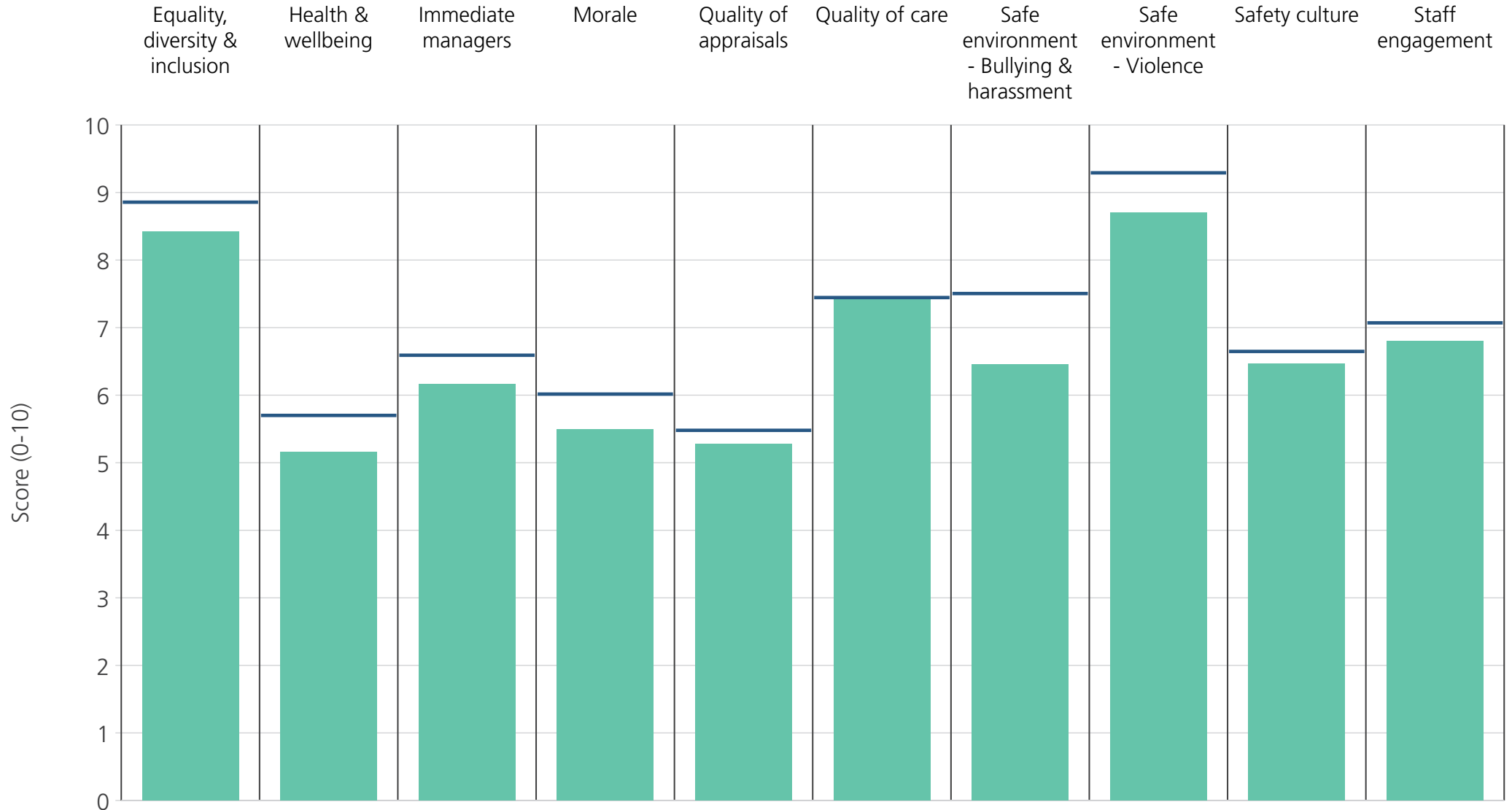
<b>Directorate</b>	9.0	5.9	6.6	5.9	5.2	7.4	7.8	9.6	6.5	6.9
<b>Your org</b>	8.9	5.7	6.6	6.0	5.5	7.4	7.5	9.3	6.6	7.1
<b>Responses</b>	307	310	313	305	290	297	305	303	306	324

# Directorates 2

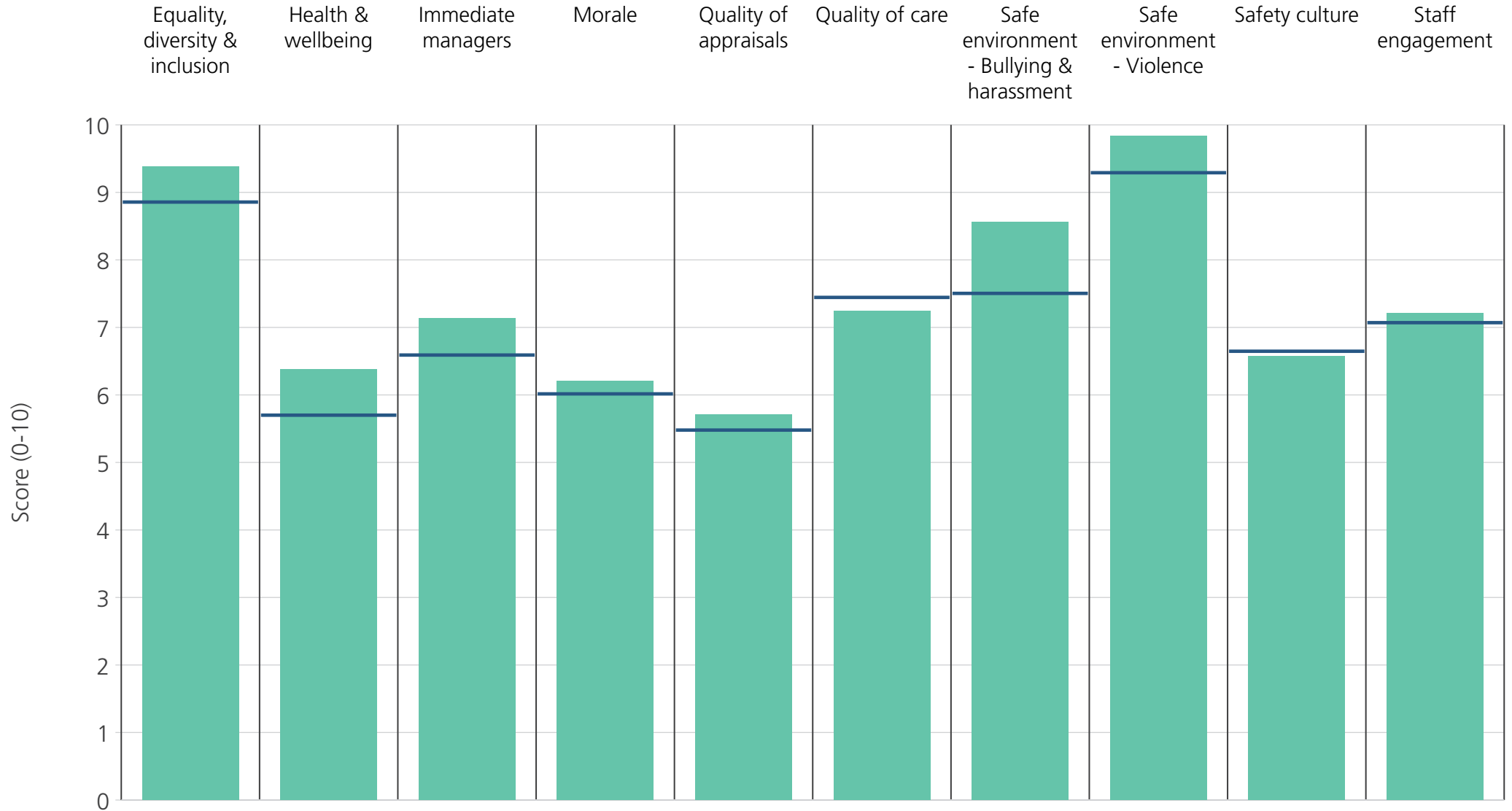
Northampton General Hospital NHS Trust  
2018 NHS Staff Survey Results



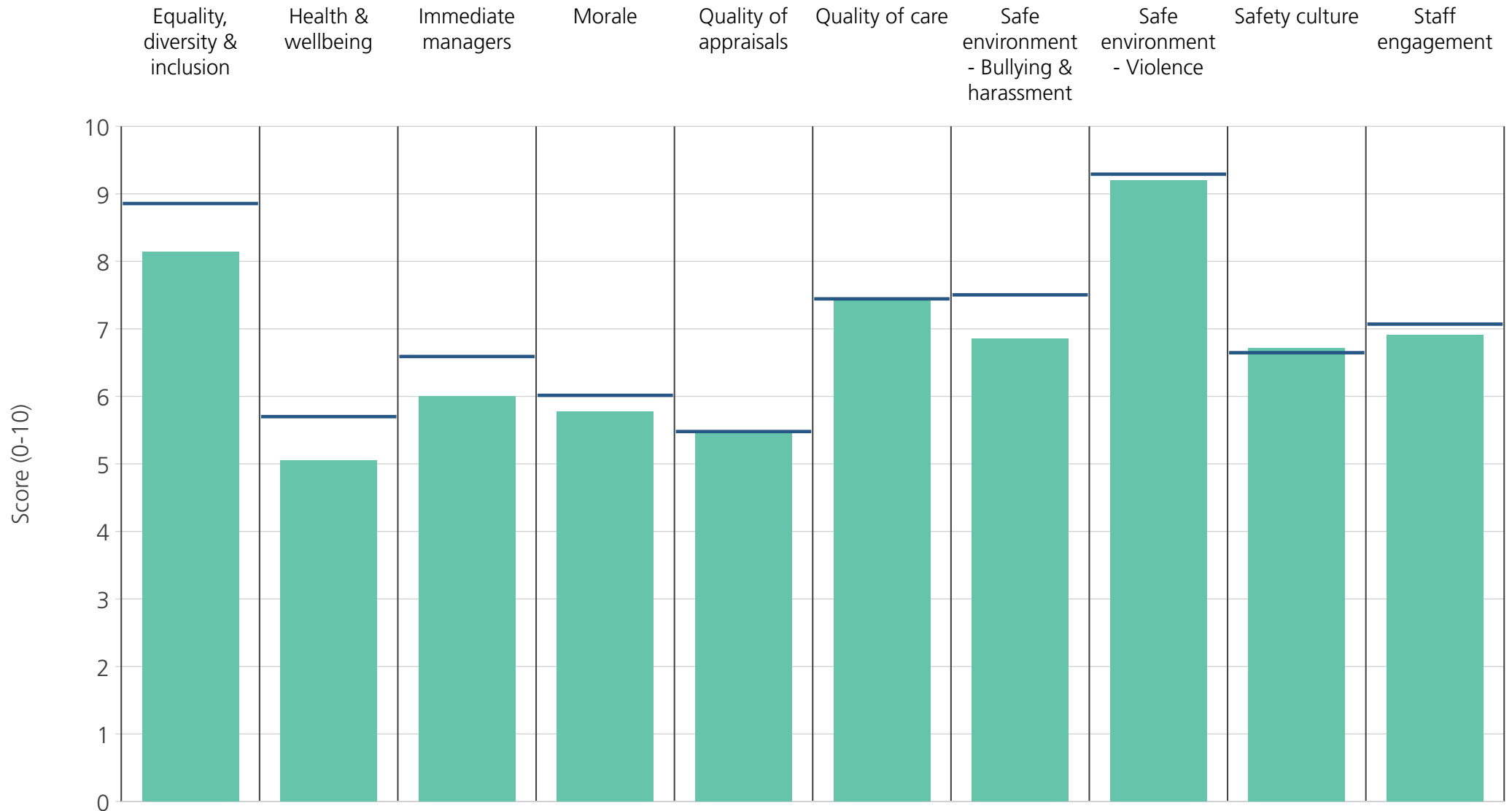
<b>Directorate</b>	8.7	6.1	5.7	6.1	5.4	7.8	8.3	9.2	6.4	6.9
<b>Your org</b>	8.9	5.7	6.6	6.0	5.5	7.4	7.5	9.3	6.6	7.1
<b>Responses</b>	185	185	187	180	153	152	178	178	185	188



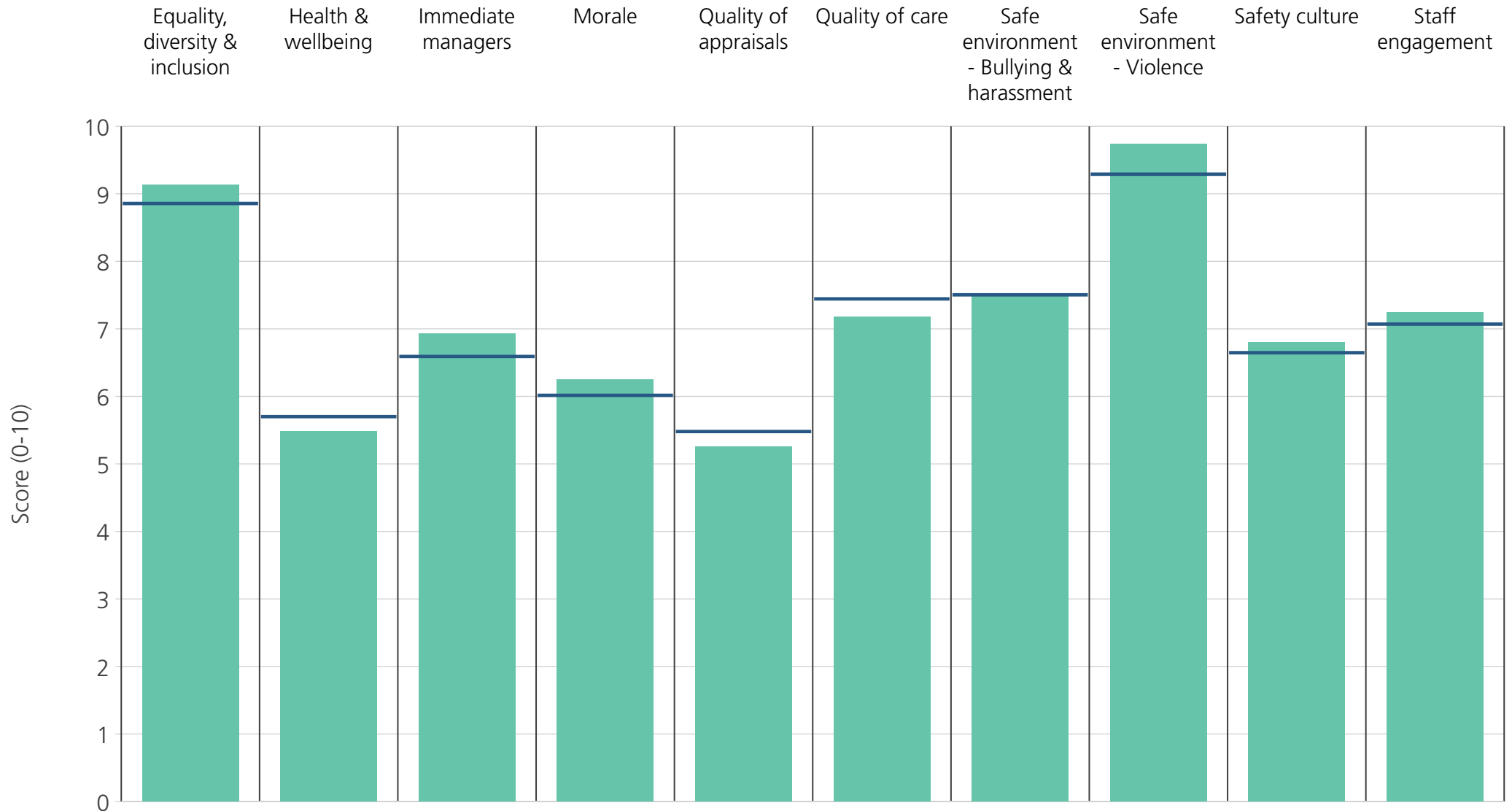
<b>Directorate</b>	8.4	5.2	6.2	5.5	5.3	7.5	6.5	8.7	6.5	6.8
<b>Your org</b>	8.9	5.7	6.6	6.0	5.5	7.4	7.5	9.3	6.6	7.1
<b>Responses</b>	183	183	185	178	165	181	183	183	181	189



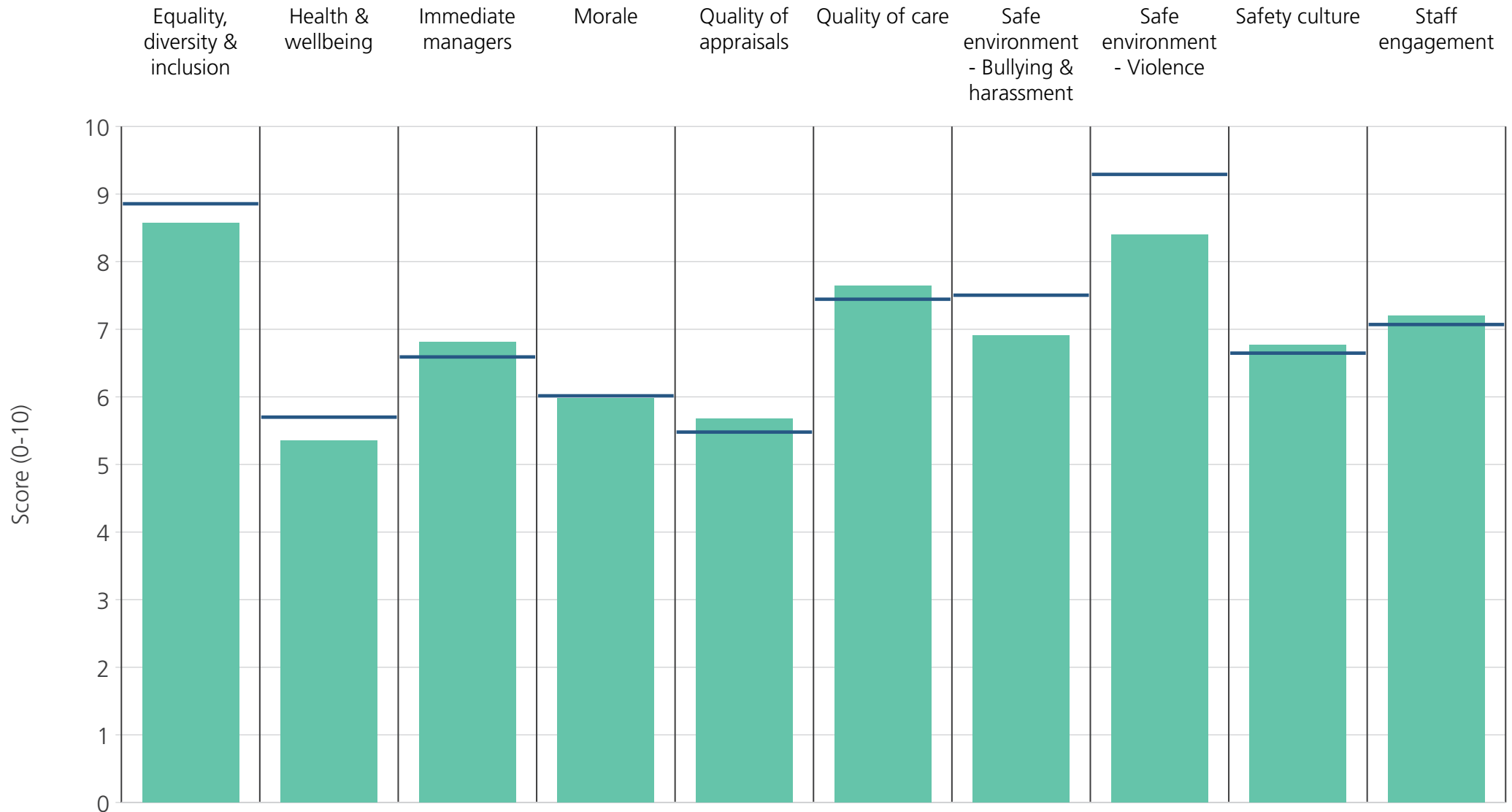
<b>Directorate</b>	9.4	6.4	7.1	6.2	5.7	7.2	8.6	9.8	6.6	7.2
<b>Your org</b>	8.9	5.7	6.6	6.0	5.5	7.4	7.5	9.3	6.6	7.1
<b>Responses</b>	280	281	284	275	250	164	281	280	280	288



<b>Directorate</b>	8.1	5.0	6.0	5.8	5.5	7.5	6.9	9.2	6.7	6.9
<b>Your org</b>	8.9	5.7	6.6	6.0	5.5	7.4	7.5	9.3	6.6	7.1
<b>Responses</b>	154	156	157	153	144	157	156	156	154	160

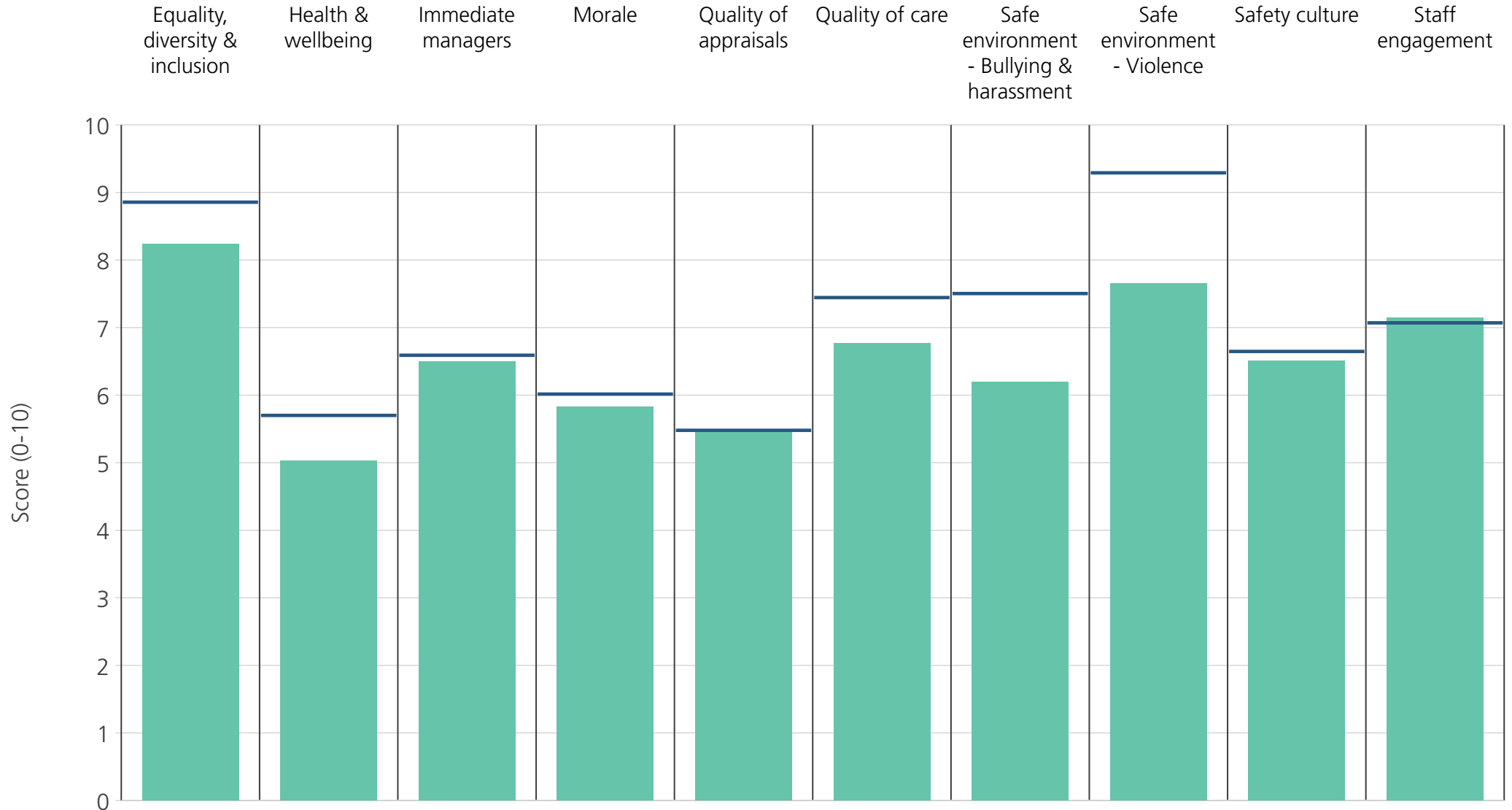


<b>Directorate</b>	9.1	5.5	6.9	6.3	5.3	7.2	7.5	9.7	6.8	7.2
<b>Your org</b>	8.9	5.7	6.6	6.0	5.5	7.4	7.5	9.3	6.6	7.1
<b>Responses</b>	188	192	191	187	184	188	188	188	190	191

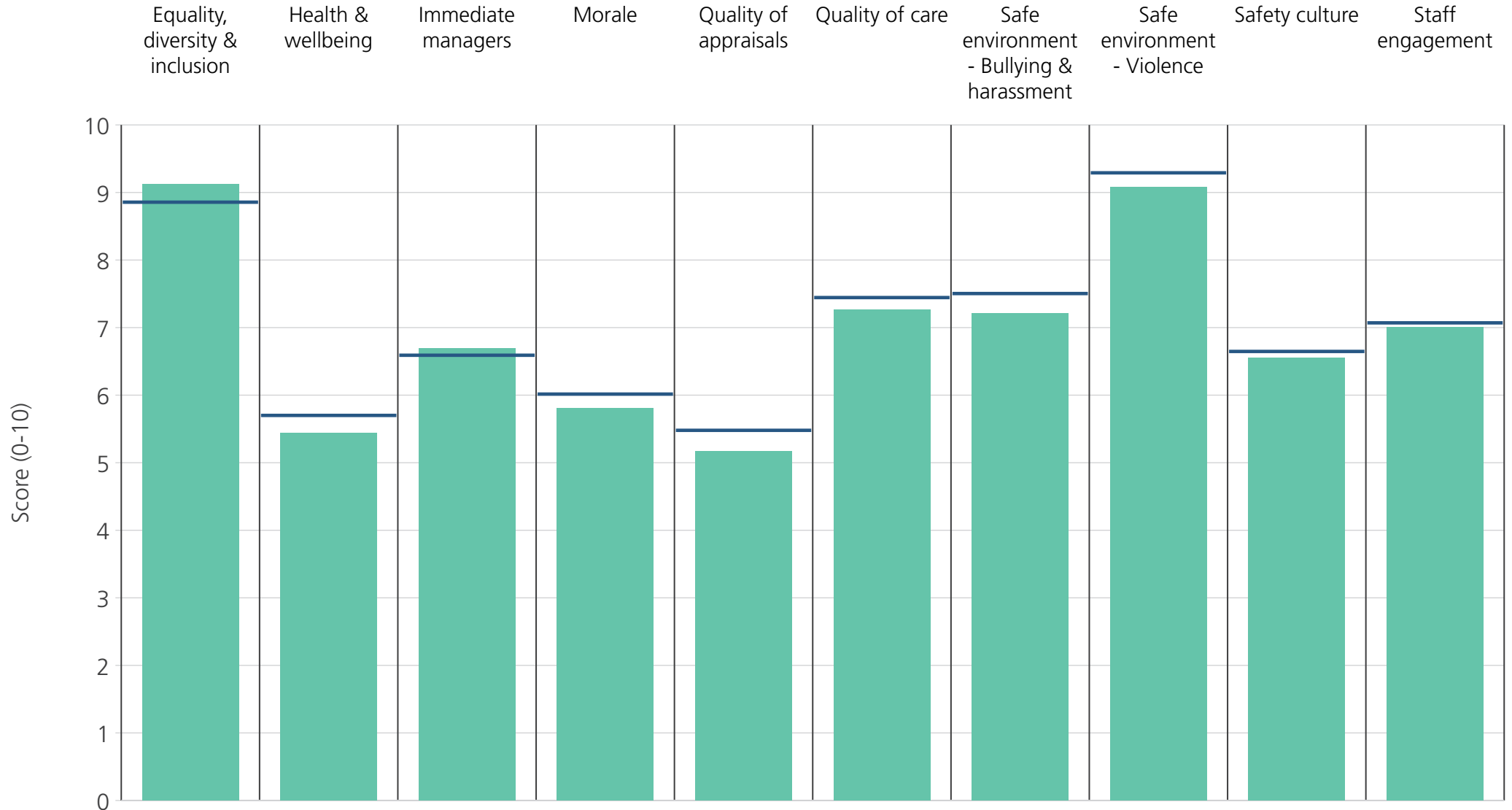


<b>Directorate</b>	8.6	5.3	6.8	6.0	5.7	7.6	6.9	8.4	6.8	7.2
<b>Your org</b>	8.9	5.7	6.6	6.0	5.5	7.4	7.5	9.3	6.6	7.1
<b>Responses</b>	139	145	145	136	126	132	141	142	143	147

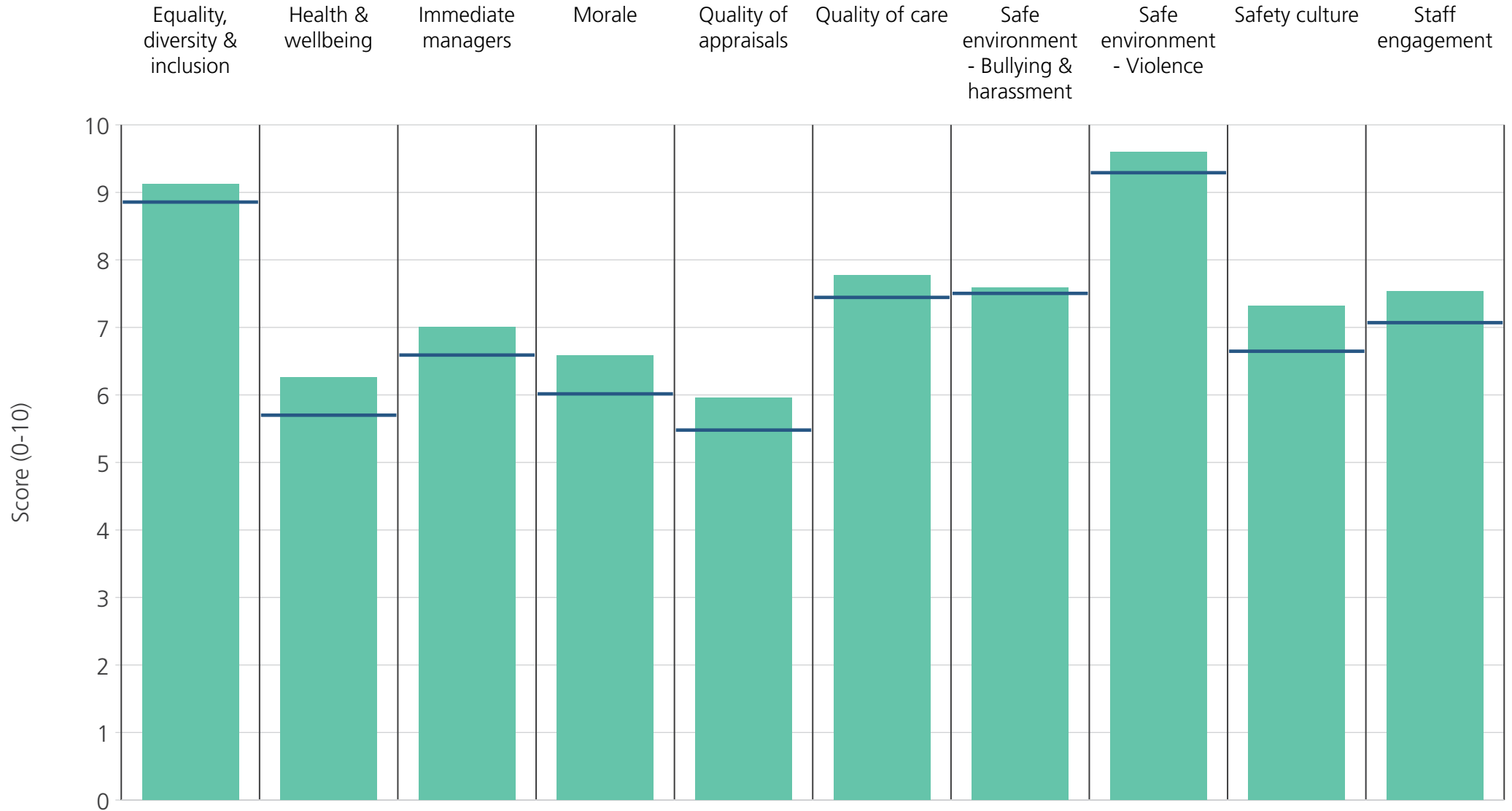




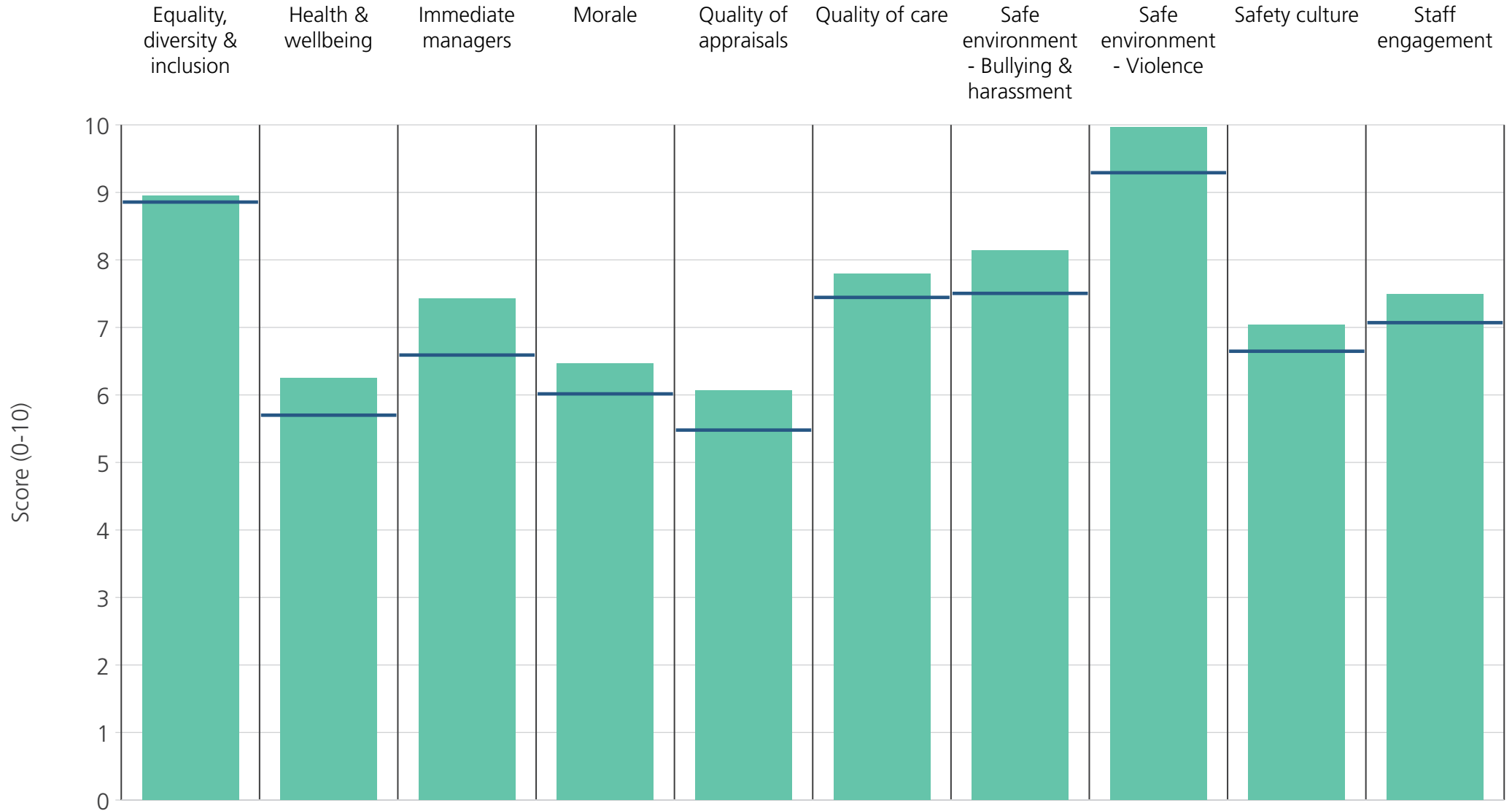
<b>Directorate</b>	8.2	5.0	6.5	5.8	5.5	6.8	6.2	7.7	6.5	7.1
<b>Your org</b>	8.9	5.7	6.6	6.0	5.5	7.4	7.5	9.3	6.6	7.1
<b>Responses</b>	89	90	89	86	80	85	88	88	88	90



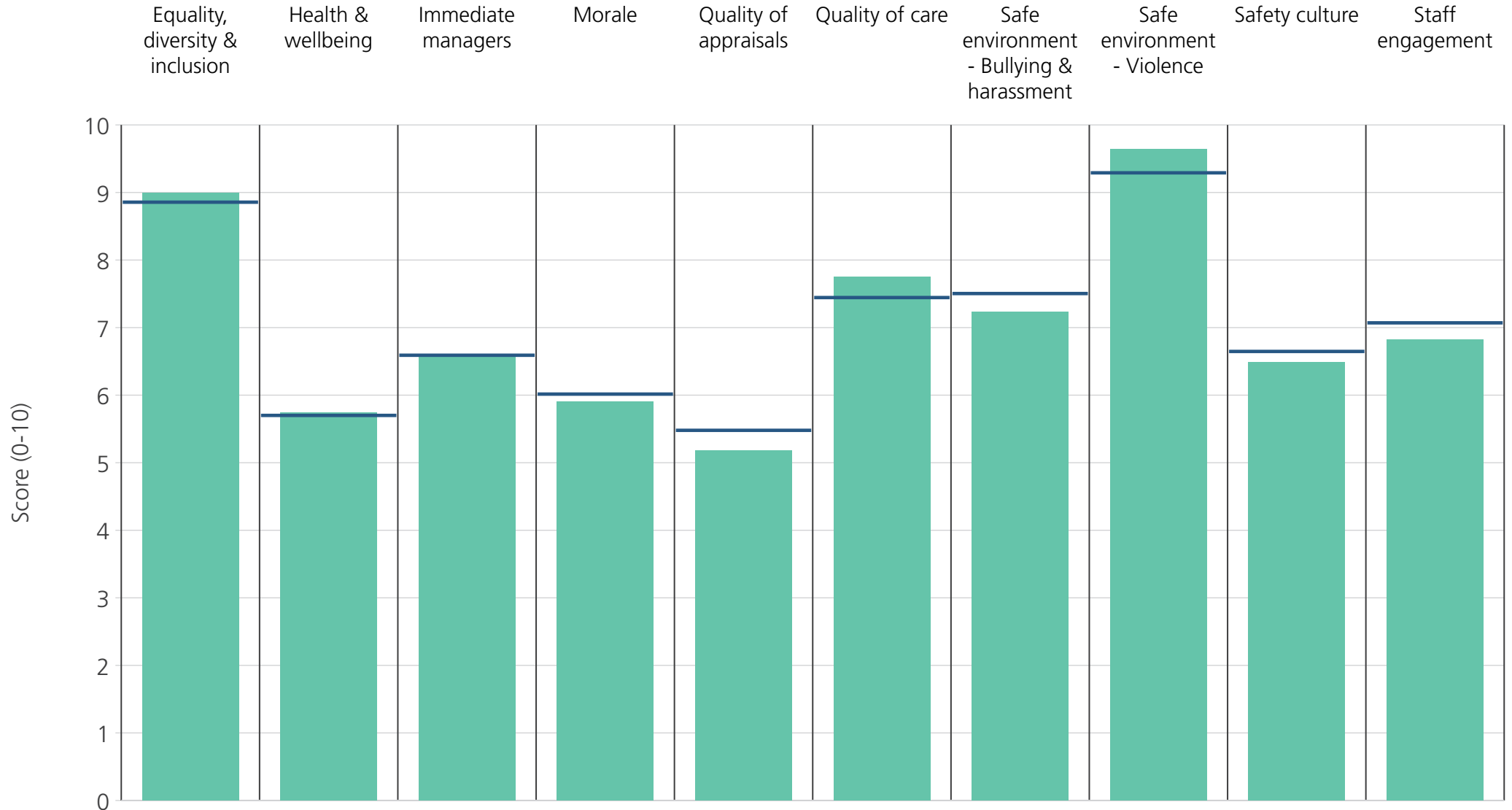
<b>Directorate</b>	9.1	5.4	6.7	5.8	5.2	7.3	7.2	9.1	6.5	7.0
<b>Your org</b>	8.9	5.7	6.6	6.0	5.5	7.4	7.5	9.3	6.6	7.1
<b>Responses</b>	118	118	119	116	113	113	117	117	118	120



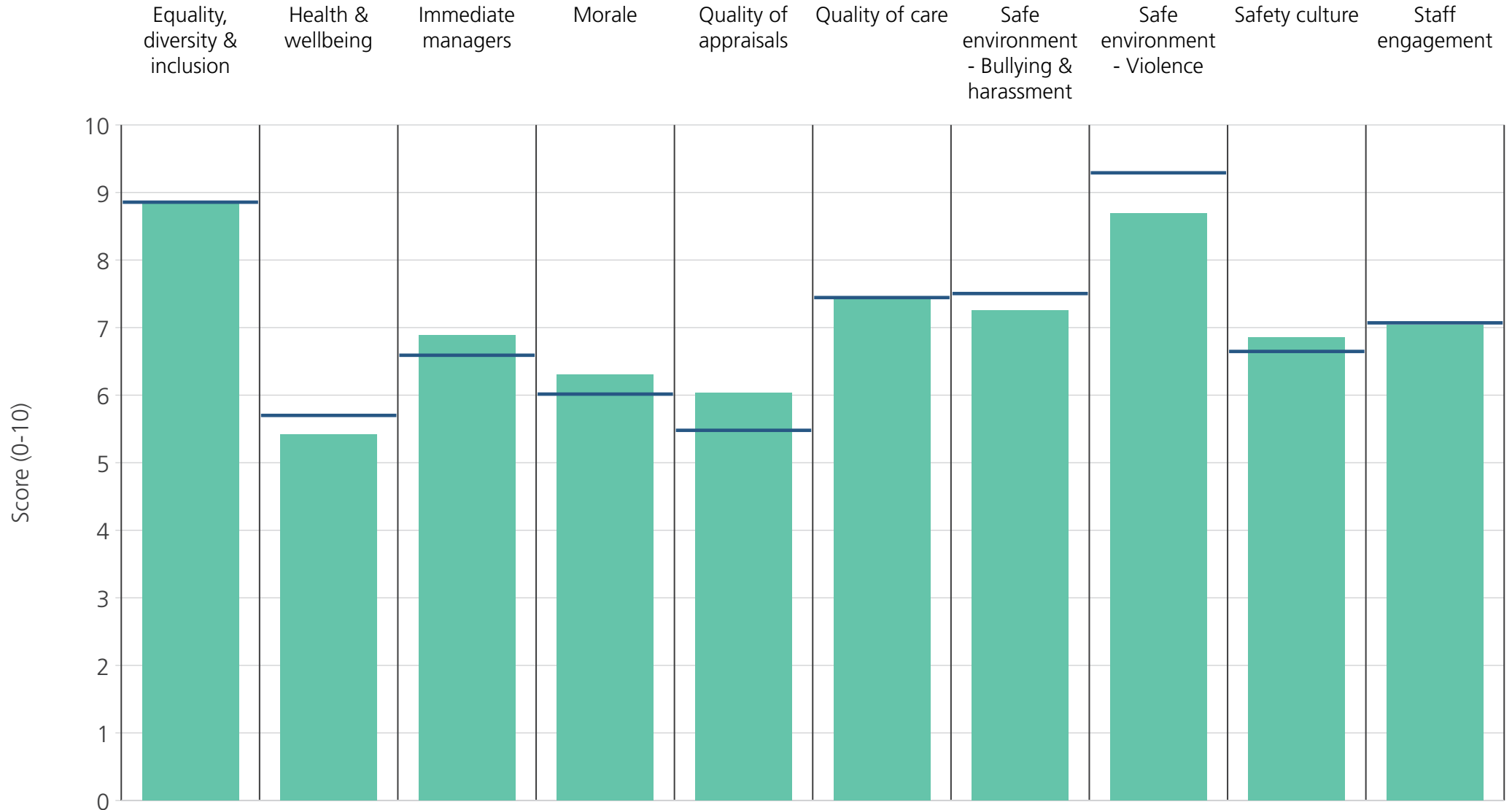
<b>Directorate</b>	9.1	6.3	7.0	6.6	6.0	7.8	7.6	9.6	7.3	7.5
<b>Your org</b>	8.9	5.7	6.6	6.0	5.5	7.4	7.5	9.3	6.6	7.1
<b>Responses</b>	158	159	158	157	148	153	158	158	159	161



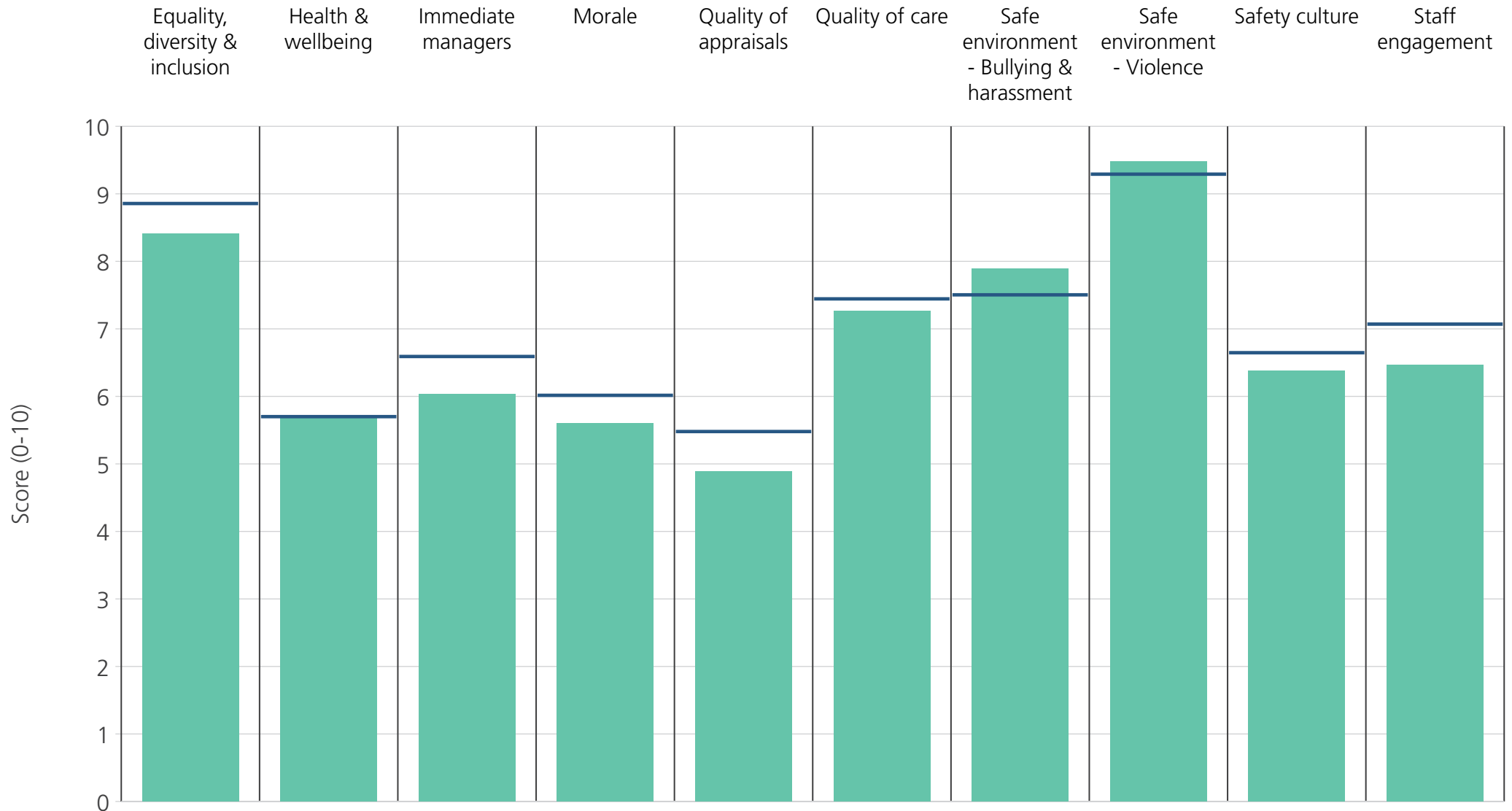
<b>Directorate</b>	8.9	6.2	7.4	6.5	6.1	7.8	8.1	10.0	7.0	7.5
<b>Your org</b>	8.9	5.7	6.6	6.0	5.5	7.4	7.5	9.3	6.6	7.1
<b>Responses</b>	105	105	105	102	98	94	104	103	104	106



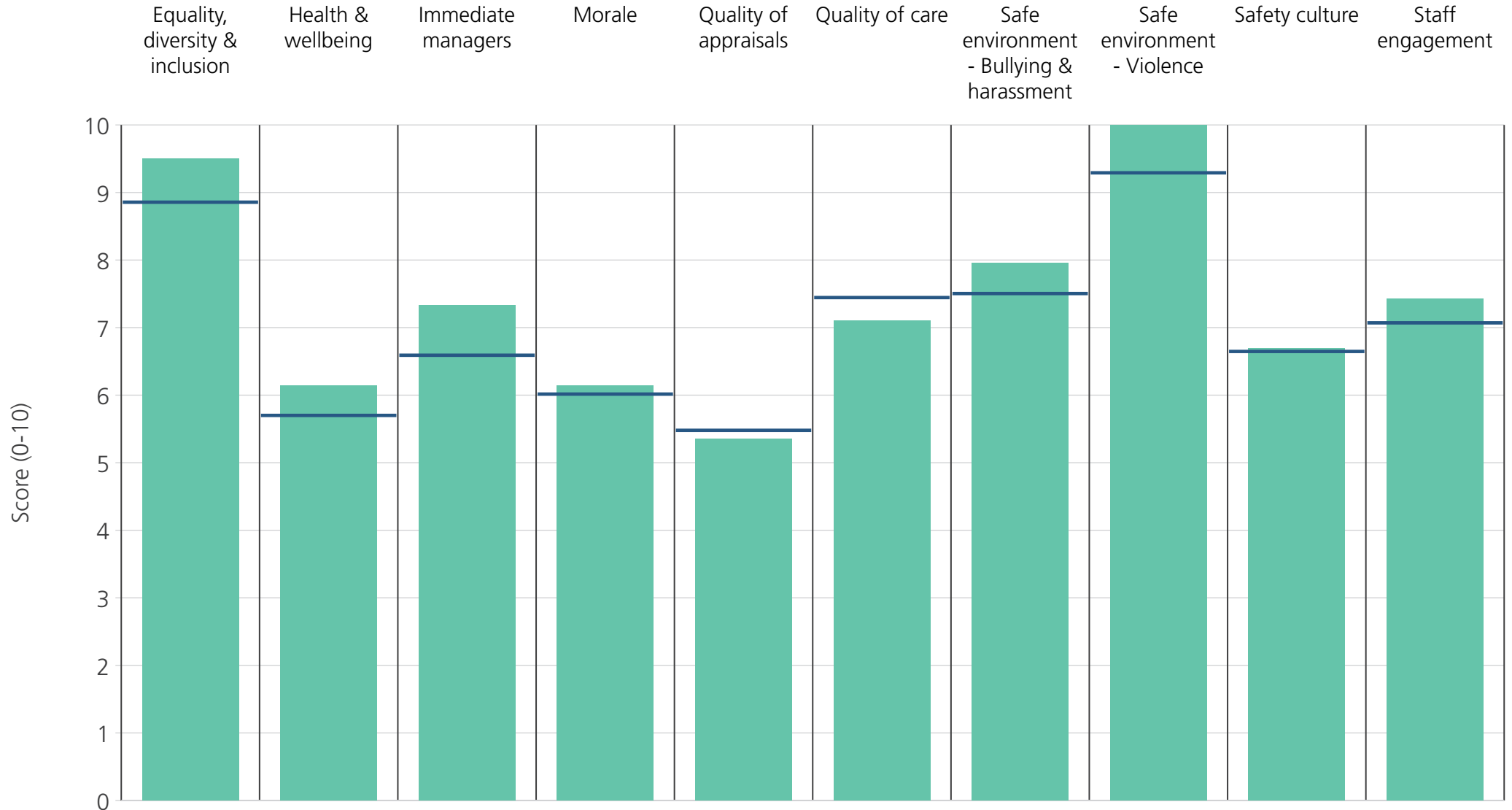
<b>Directorate</b>	9.0	5.7	6.6	5.9	5.2	7.8	7.2	9.6	6.5	6.8
<b>Your org</b>	8.9	5.7	6.6	6.0	5.5	7.4	7.5	9.3	6.6	7.1
<b>Responses</b>	98	98	99	98	89	98	97	97	98	101



<b>Directorate</b>	8.9	5.4	6.9	6.3	6.0	7.4	7.3	8.7	6.9	7.0
<b>Your org</b>	8.9	5.7	6.6	6.0	5.5	7.4	7.5	9.3	6.6	7.1
<b>Responses</b>	73	75	75	70	68	73	74	74	74	78

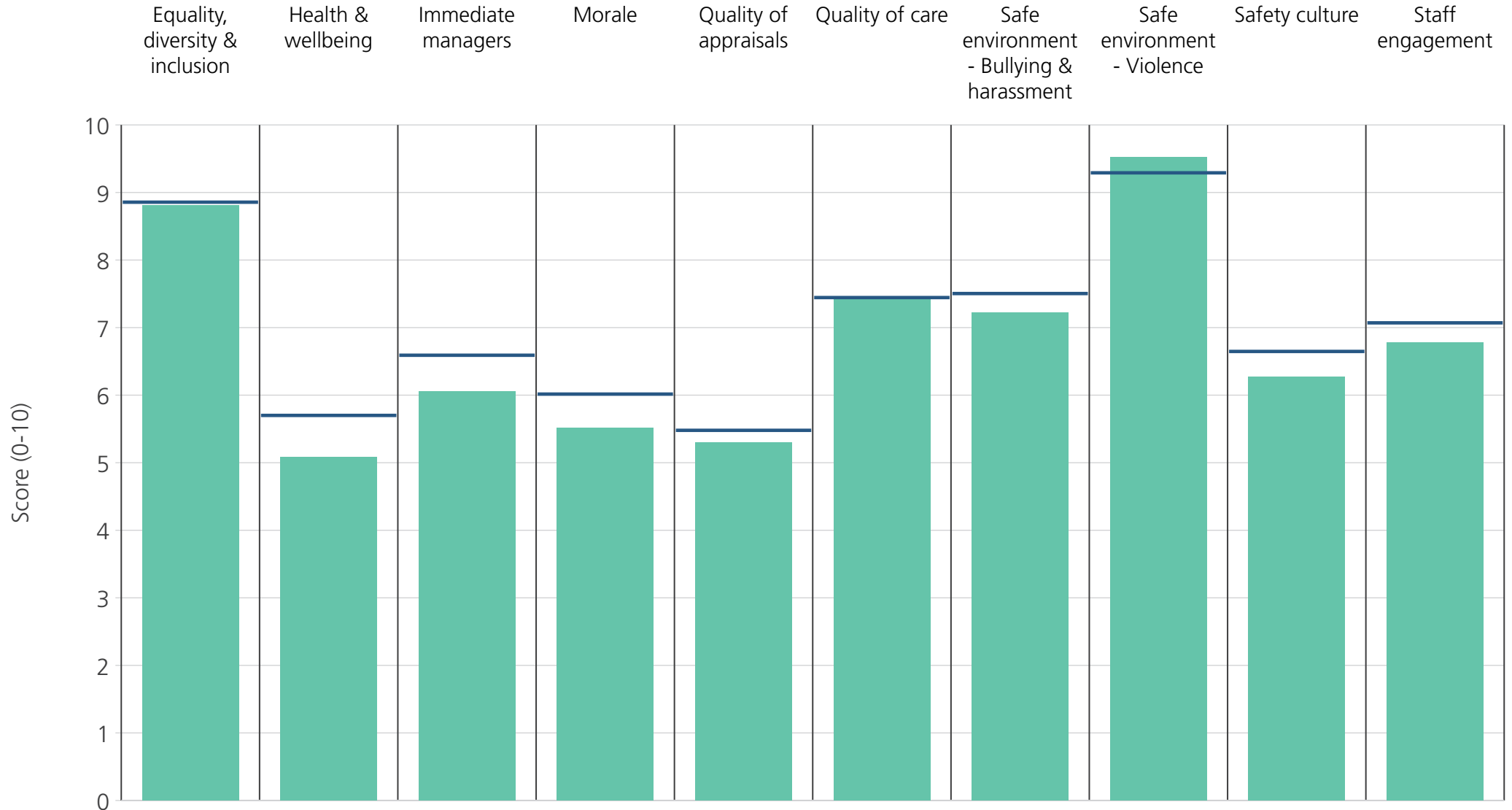


<b>Directorate</b>	8.4	5.7	6.0	5.6	4.9	7.3	7.9	9.5	6.4	6.5
<b>Your org</b>	8.9	5.7	6.6	6.0	5.5	7.4	7.5	9.3	6.6	7.1
<b>Responses</b>	79	78	80	78	76	70	79	77	78	81

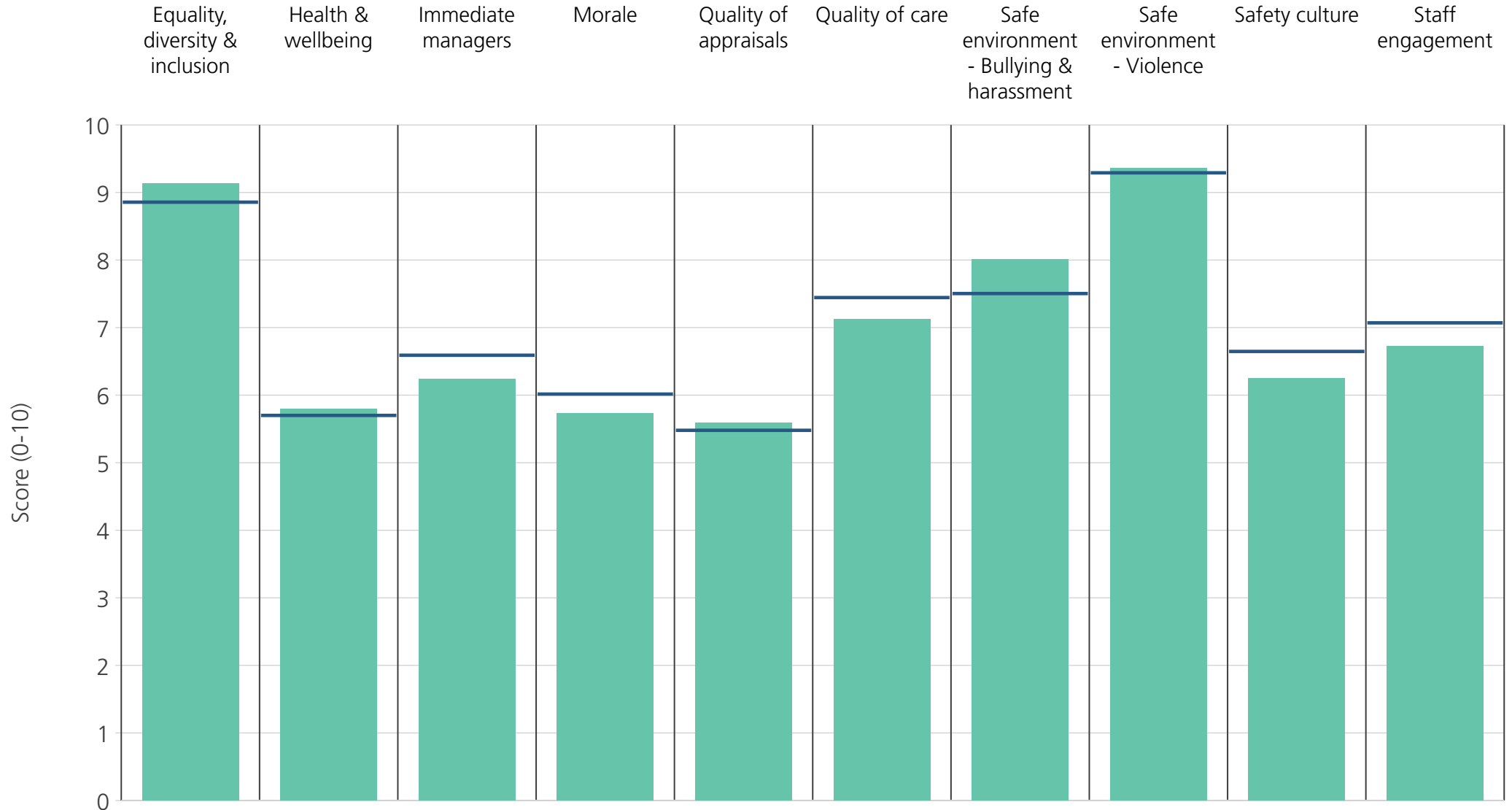


<b>Directorate</b>	9.5	6.1	7.3	6.1	5.4	7.1	8.0	10.0	6.7	7.4
<b>Your org</b>	8.9	5.7	6.6	6.0	5.5	7.4	7.5	9.3	6.6	7.1
<b>Responses</b>	57	60	61	58	57	55	57	57	58	65

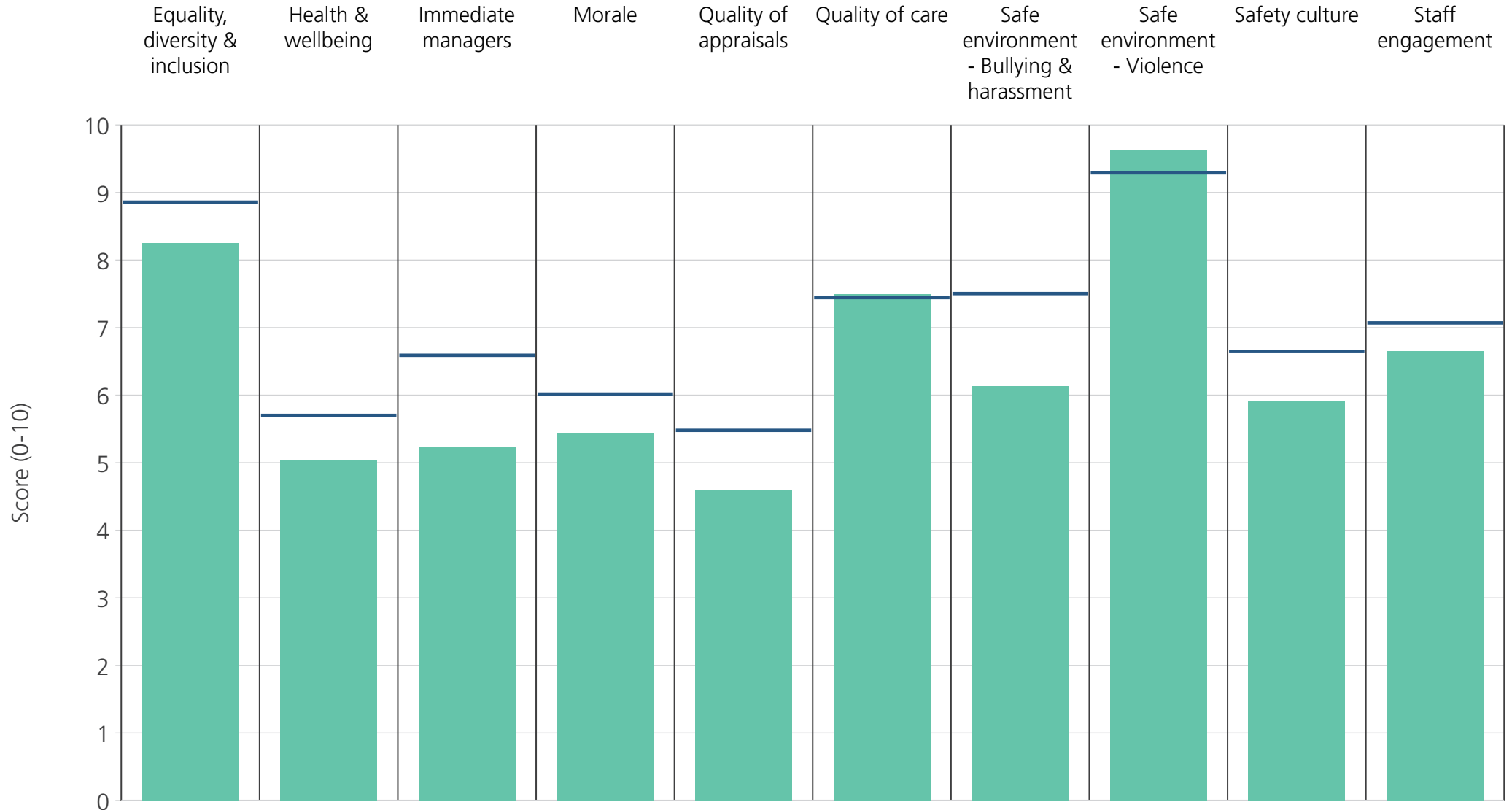




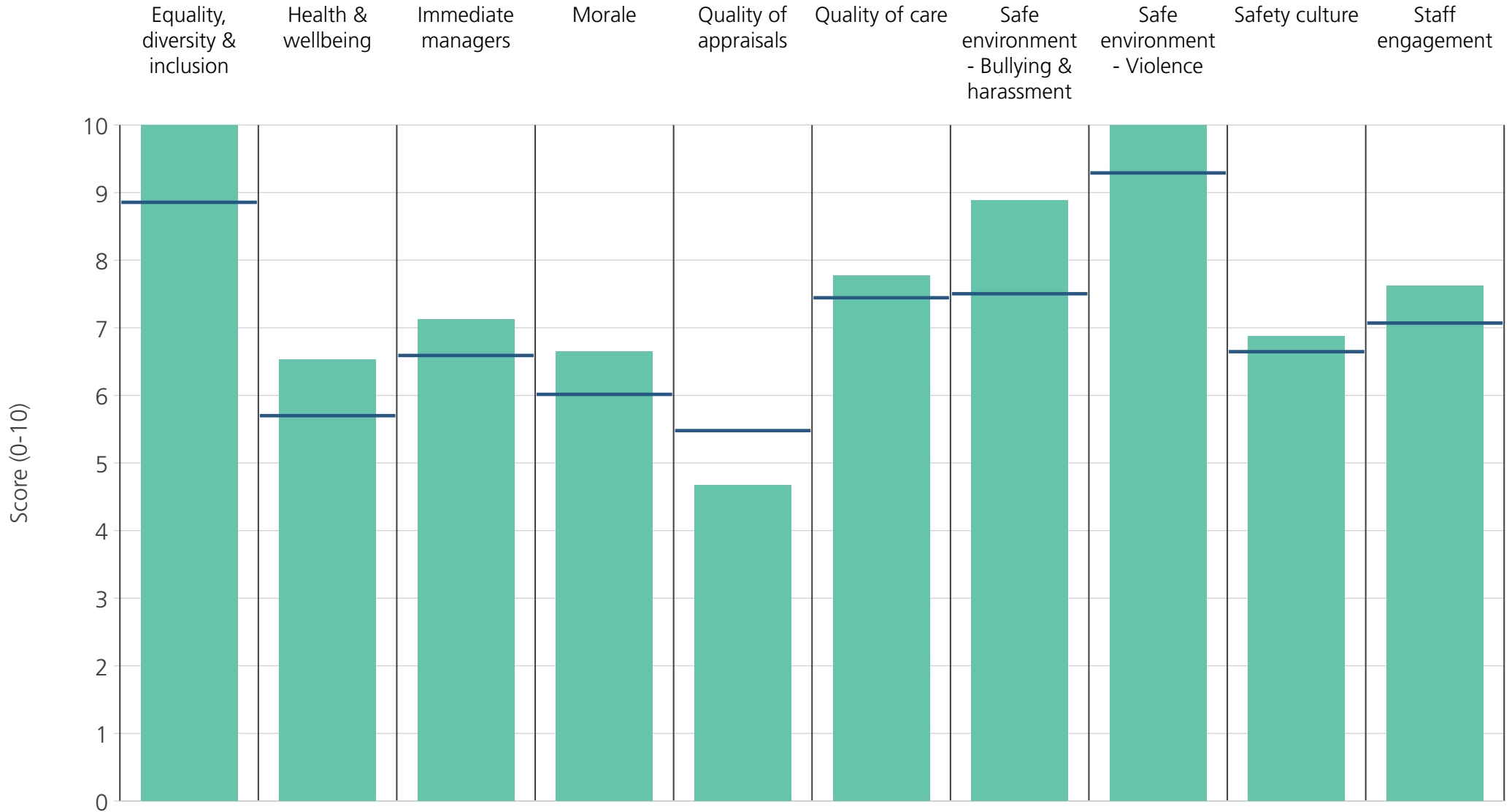
<b>Directorate</b>	8.8	5.1	6.1	5.5	5.3	7.4	7.2	9.5	6.3	6.8
<b>Your org</b>	8.9	5.7	6.6	6.0	5.5	7.4	7.5	9.3	6.6	7.1
<b>Responses</b>	42	42	42	41	34	43	42	42	42	43



<b>Directorate</b>	9.1	5.8	6.2	5.7	5.6	7.1	8.0	9.4	6.2	6.7
<b>Your org</b>	8.9	5.7	6.6	6.0	5.5	7.4	7.5	9.3	6.6	7.1
<b>Responses</b>	57	57	56	55	53	57	57	57	56	60



<b>Directorate</b>	8.2	5.0	5.2	5.4	4.6	7.5	6.1	9.6	5.9	6.7
<b>Your org</b>	8.9	5.7	6.6	6.0	5.5	7.4	7.5	9.3	6.6	7.1
<b>Responses</b>	37	37	36	35	31	35	37	36	36	38



<b>Directorate</b>	10.0	6.5	7.1	6.7	4.7	7.8	8.9	10.0	6.9	7.6
<b>Your org</b>	8.9	5.7	6.6	6.0	5.5	7.4	7.5	9.3	6.6	7.1
<b>Responses</b>	16	17	17	16	15	17	15	15	16	17