

# Doncaster and Bassetlaw Teaching Hospitals NHS Foundation Trust

2018 NHS Staff Survey

**Directorate Report**

**Contents**

Introduction . . . . .	3	272 Childrens . . . . .	26
Themes – Directorates 1 . . . . .	4	272 Trauma & Orthopaedics . . . . .	27
272 Medical Division . . . . .	5	272 Care of the Elderly/Rehabilitation . . . . .	28
272 Clinical Support Services Division . . . . .	6	272 Medical Imaging . . . . .	29
272 Surgical Division . . . . .	7	272 Pathology . . . . .	30
272 Children & Families Division . . . . .	8	272 Gastro Intestinal Surgery . . . . .	31
272 Estates & Facilities . . . . .	9	272 Patient Administration Support Services Directorate . . . . .	32
272 Performance Directorate . . . . .	10	272 Cardiology . . . . .	33
272 IT Information & Telecoms Directorate . . . . .	11	272 Estates Directorate . . . . .	34
272 People & Organisational Directorate . . . . .	12	272 Respiratory Medicine . . . . .	35
272 Finance & Healthcare Contracting Directorate . . . . .	13	272 Pharmacy & Medicines Management . . . . .	36
272 Nursing Services Directorate . . . . .	14	272 IT Information & Telecoms . . . . .	37
272 Chief Executive Directorate . . . . .	15	272 People & Organisational Development . . . . .	38
272 Medical Director Directorate . . . . .	16	272 Endoscopy . . . . .	39
Themes – Directorates 2 . . . . .	17	272 Finance & Healthcare Contracting . . . . .	40
OTHER . . . . .	18	272 Ophthalmology . . . . .	41
272 Facilities Directorate . . . . .	19		
272 Womens & Maternity . . . . .	20		
272 Clinical Therapies . . . . .	21		
272 Accident and Emergency Department . . . . .	22		
272 Anaes Critical Care & Pain Mangement . . . . .	23		
272 Acute Medicine . . . . .	24		
272 Theatres & Day Surgery . . . . .	25		

This directorate report for Doncaster and Bassetlaw Teaching Hospitals NHS Foundation Trust contains results by directorate for themes from the 2018 NHS Staff Survey. These results are compared to the unweighted average for your organisation.

**Please note:** It is possible that there are differences between the 'Your org' scores reported in this directorate report and those in the benchmark report. This is because the results in the benchmark report are weighted to allow for fair comparisons between organisations of a similar type. However, in this report comparisons are made within your organisation so the unweighted organisation result is a more appropriate point of comparison.

The directorate breakdowns used in this report were provided and defined by Doncaster and Bassetlaw Teaching Hospitals NHS Foundation Trust. Details of how the theme scores were calculated are included in the Technical Document, available to download from our [results website](#).

## Key features

Breakdown type and **directorate name** are specified in the header. Black text in the header is hyperlinked: clicking on '2018 NHS Staff Survey Results' navigates back to the contents page.

Directorate results are presented in the context of the (unweighted) **organisation average ('Your org')**, so it is easy to tell if a directorate is performing better or worse than the organisation average. For all themes, a higher score is a better result than a lower score.

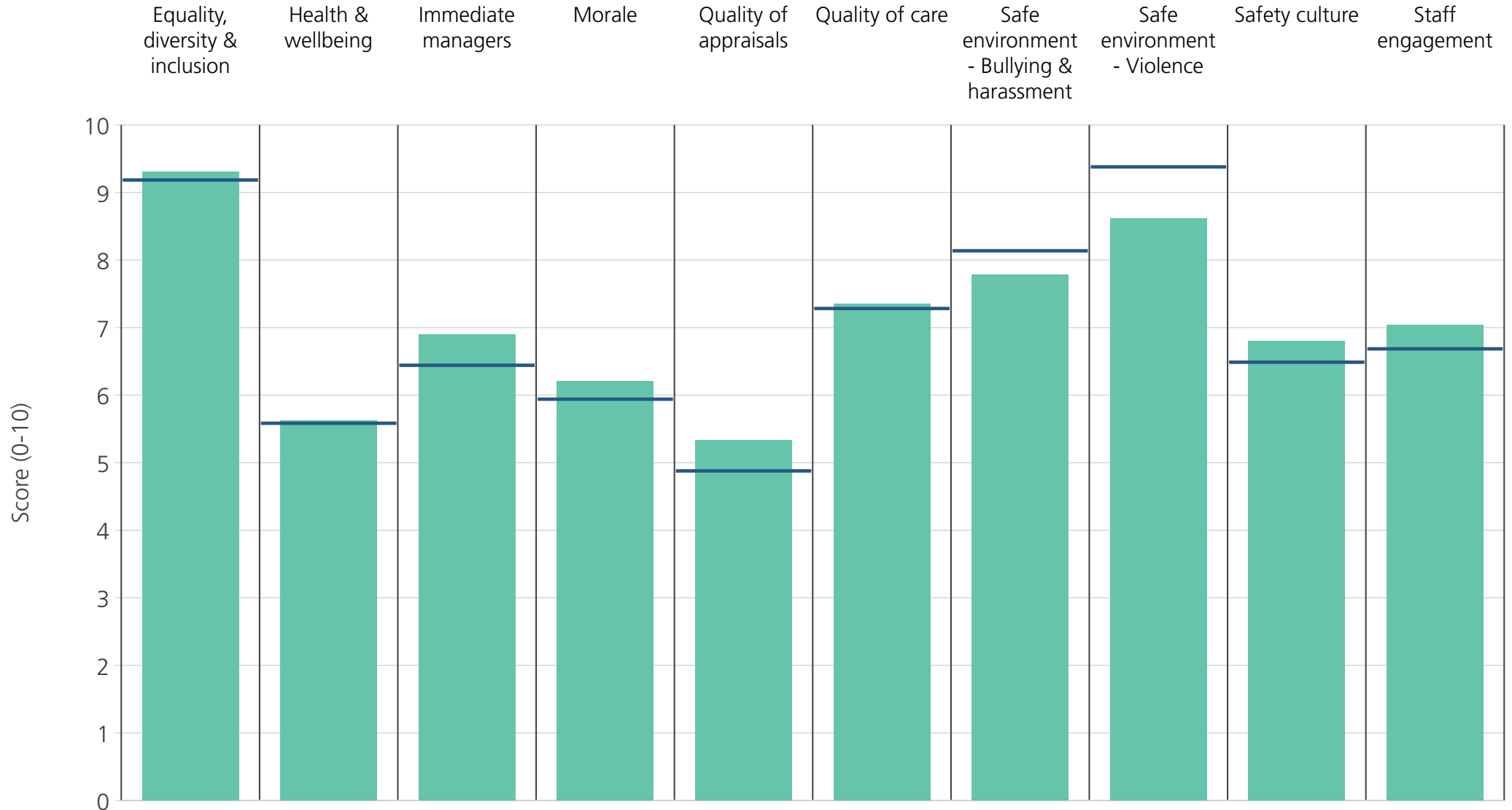
The **number of responses** feeding into each theme score **for the given directorate** is specified below the table containing the directorate and trust scores.



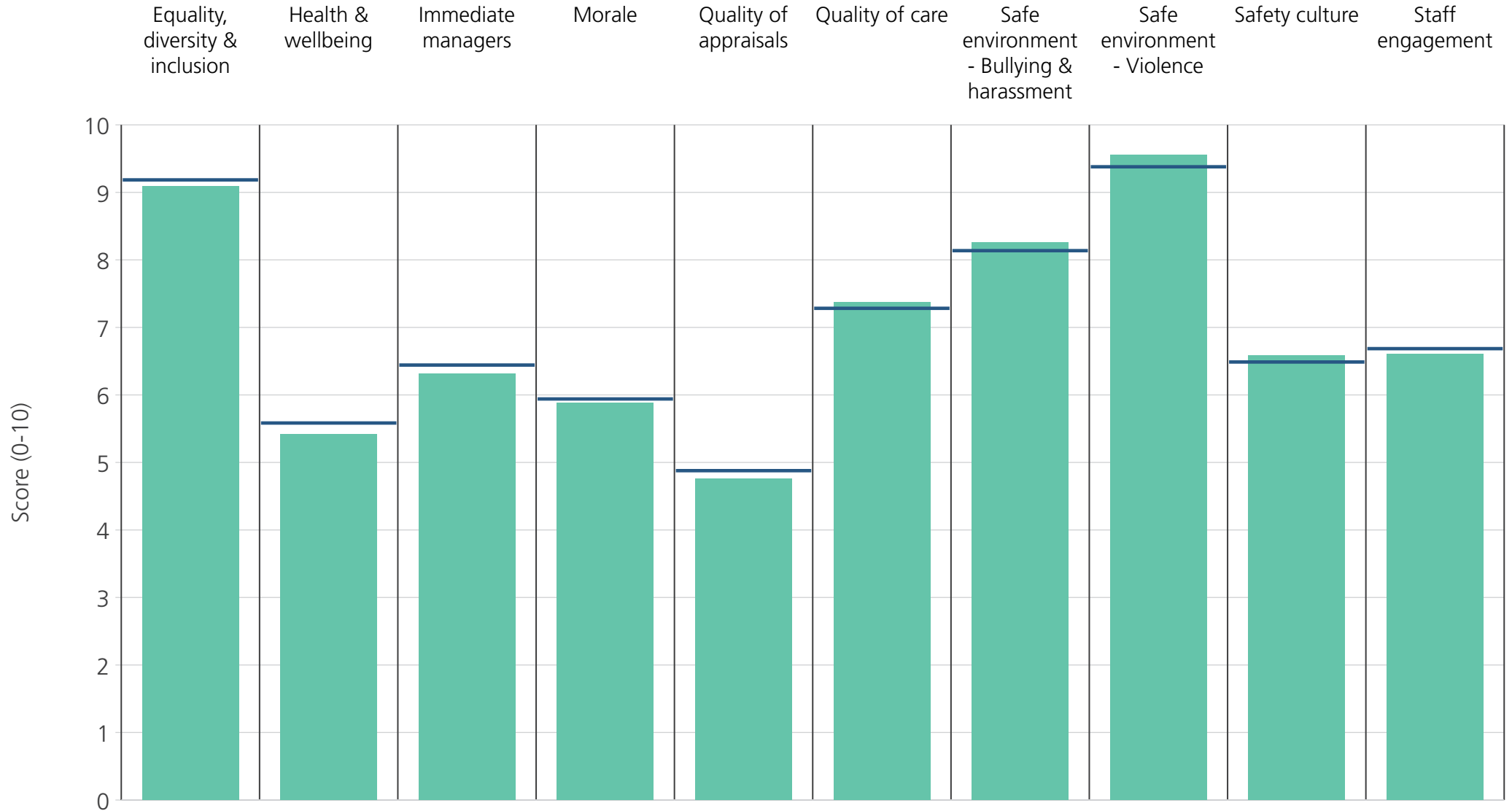
**! Note:** when there are less than 11 responses in a group, results are suppressed to protect staff confidentiality

# Directorates 1

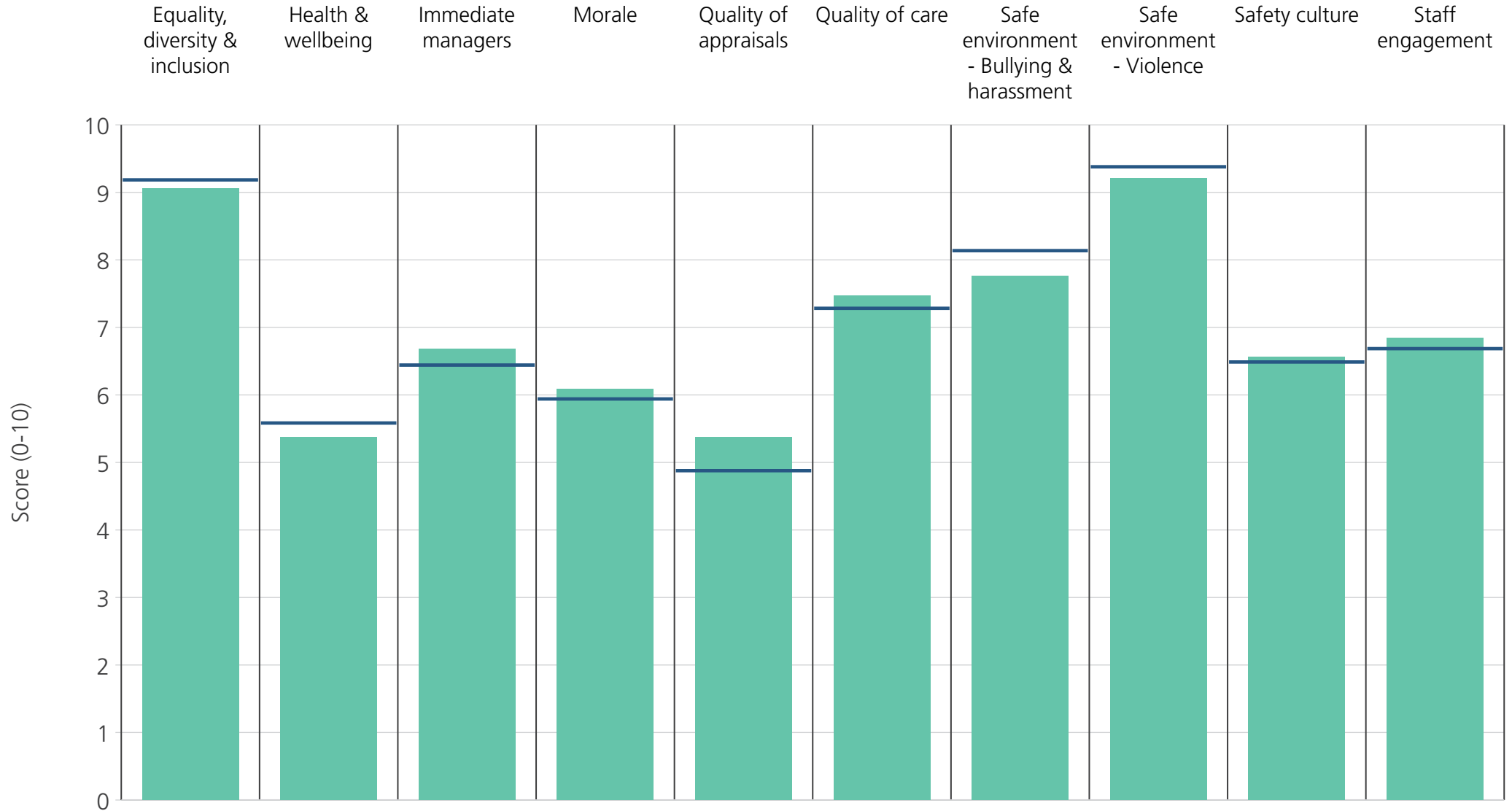
Doncaster and Bassetlaw Teaching Hospitals NHS Foundation Trust  
2018 NHS Staff Survey Results



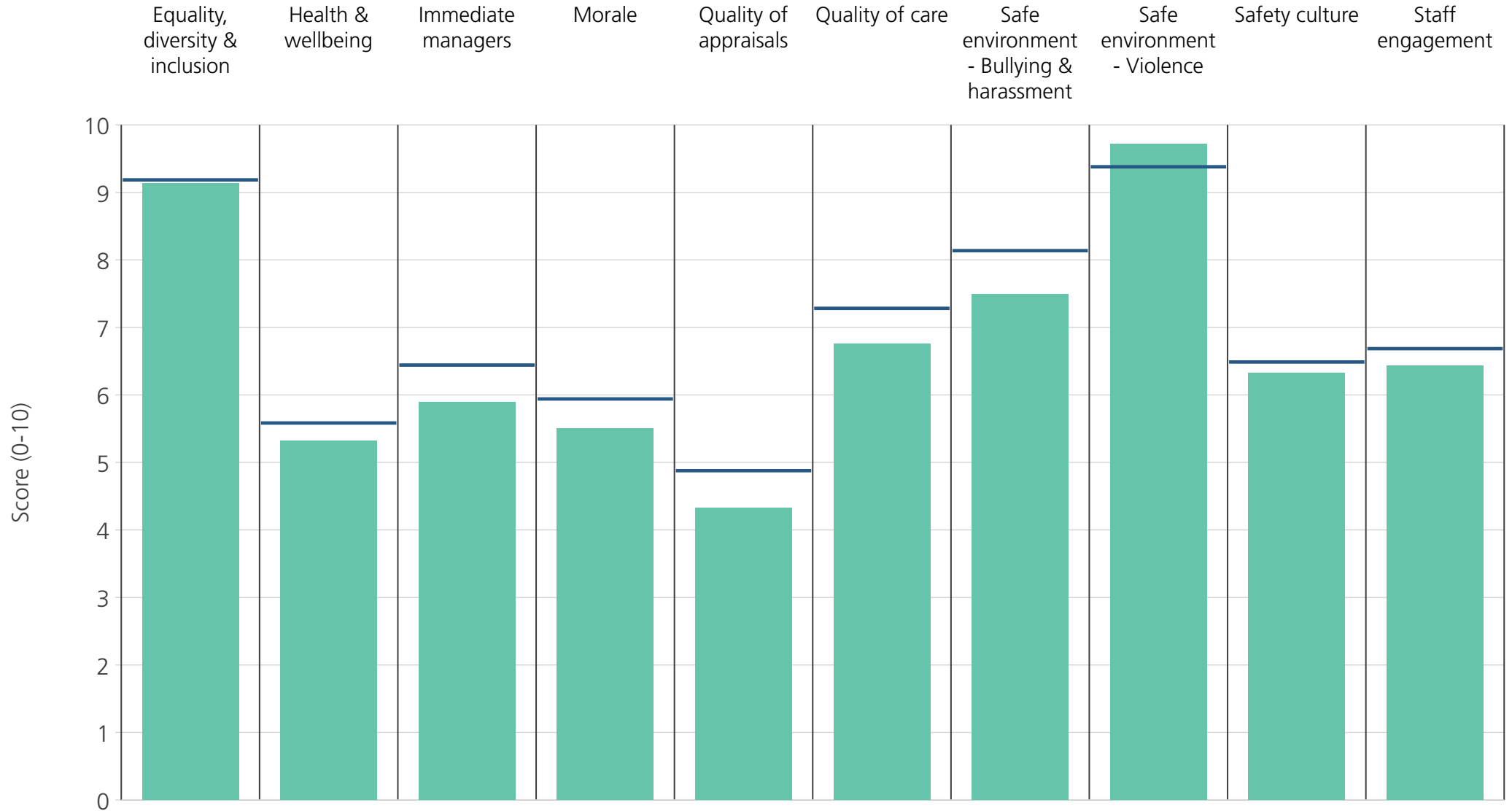
<b>Directorate</b>	9.3	5.6	6.9	6.2	5.3	7.4	7.8	8.6	6.8	7.0
<b>Your org</b>	9.2	5.6	6.4	5.9	4.9	7.3	8.1	9.4	6.5	6.7
<b>Responses</b>	698	707	708	699	550	686	694	686	703	719



<b>Directorate</b>	9.1	5.4	6.3	5.9	4.8	7.4	8.3	9.6	6.6	6.6
<b>Your org</b>	9.2	5.6	6.4	5.9	4.9	7.3	8.1	9.4	6.5	6.7
<b>Responses</b>	841	848	850	831	743	824	835	839	837	859

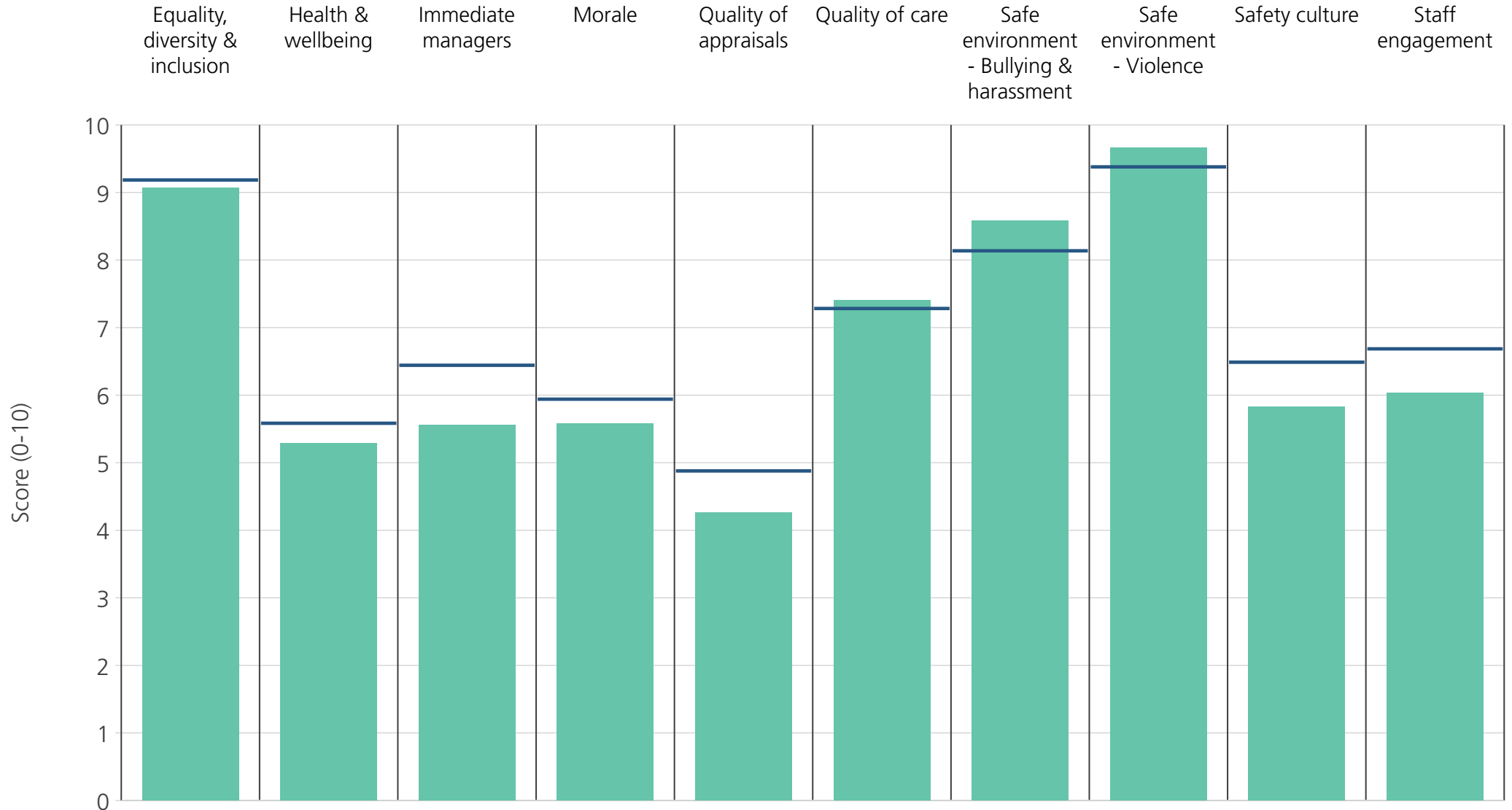


<b>Directorate</b>	9.1	5.4	6.7	6.1	5.4	7.5	7.8	9.2	6.6	6.8
<b>Your org</b>	9.2	5.6	6.4	5.9	4.9	7.3	8.1	9.4	6.5	6.7
<b>Responses</b>	527	530	532	523	389	500	518	513	530	540

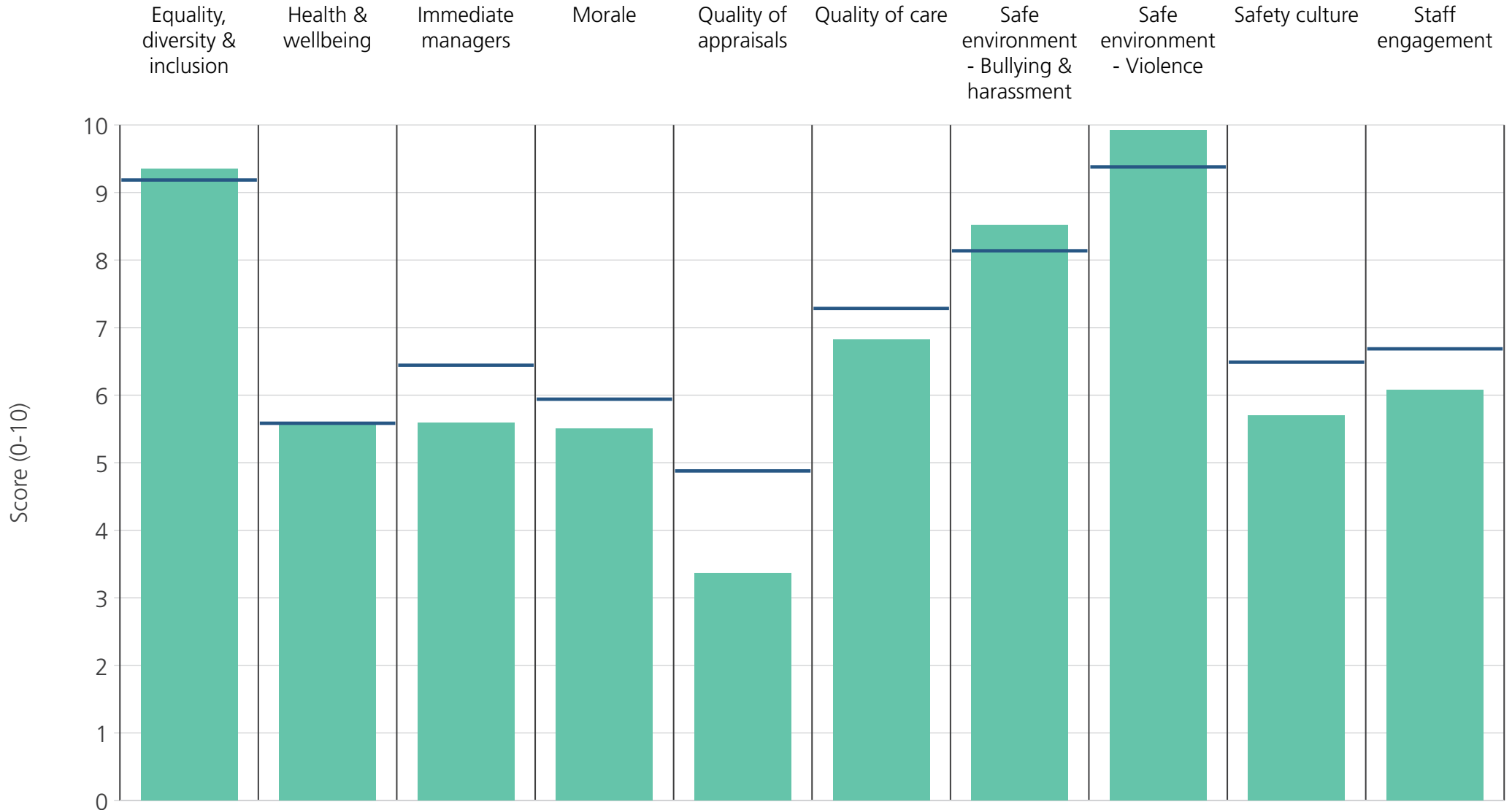


<b>Directorate</b>	9.1	5.3	5.9	5.5	4.3	6.8	7.5	9.7	6.3	6.4
<b>Your org</b>	9.2	5.6	6.4	5.9	4.9	7.3	8.1	9.4	6.5	6.7
<b>Responses</b>	372	380	382	368	308	365	372	370	373	388

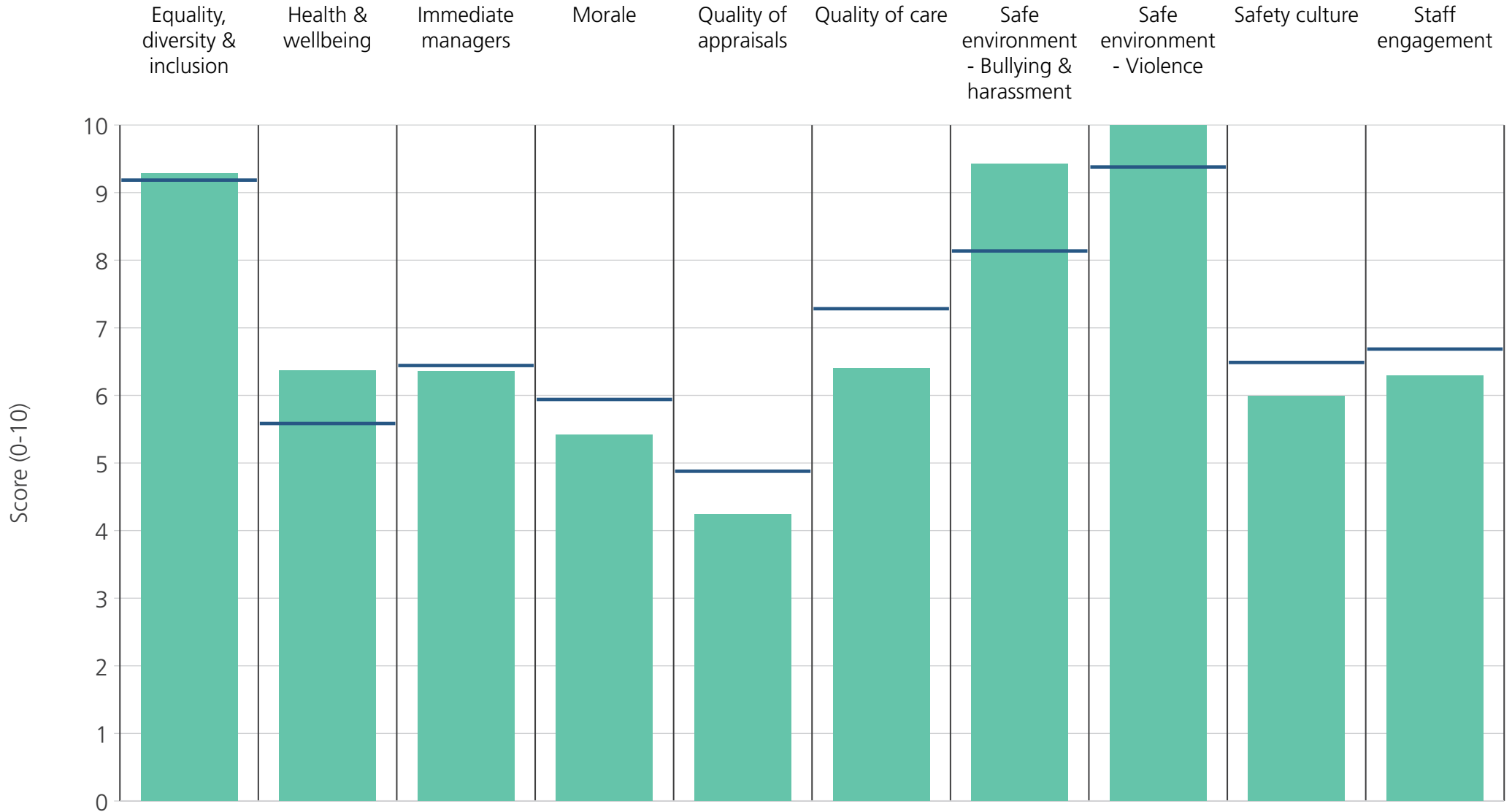




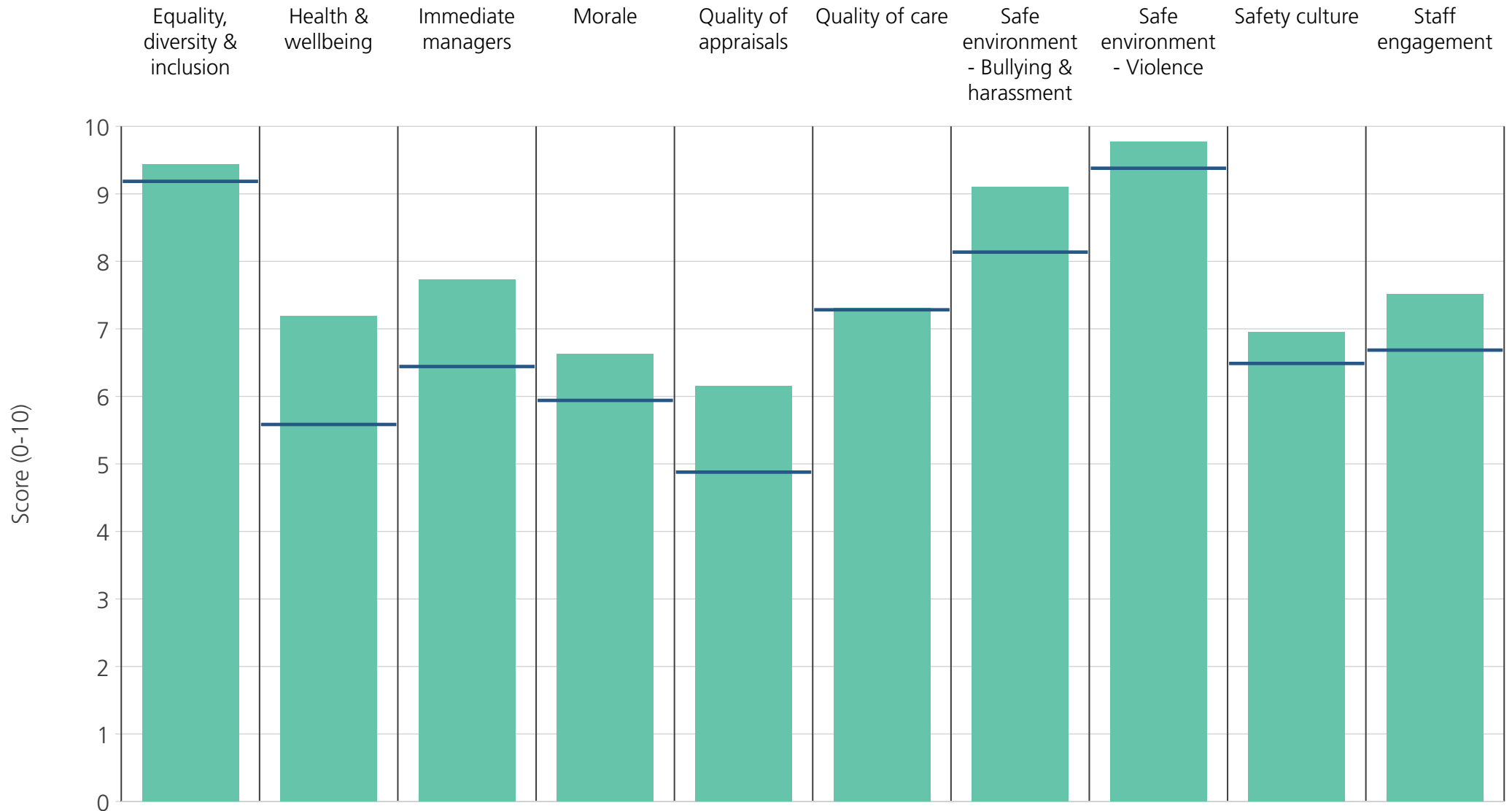
<b>Directorate</b>	9.1	5.3	5.6	5.6	4.3	7.4	8.6	9.7	5.8	6.0
<b>Your org</b>	9.2	5.6	6.4	5.9	4.9	7.3	8.1	9.4	6.5	6.7
<b>Responses</b>	288	293	288	283	198	237	283	281	283	291



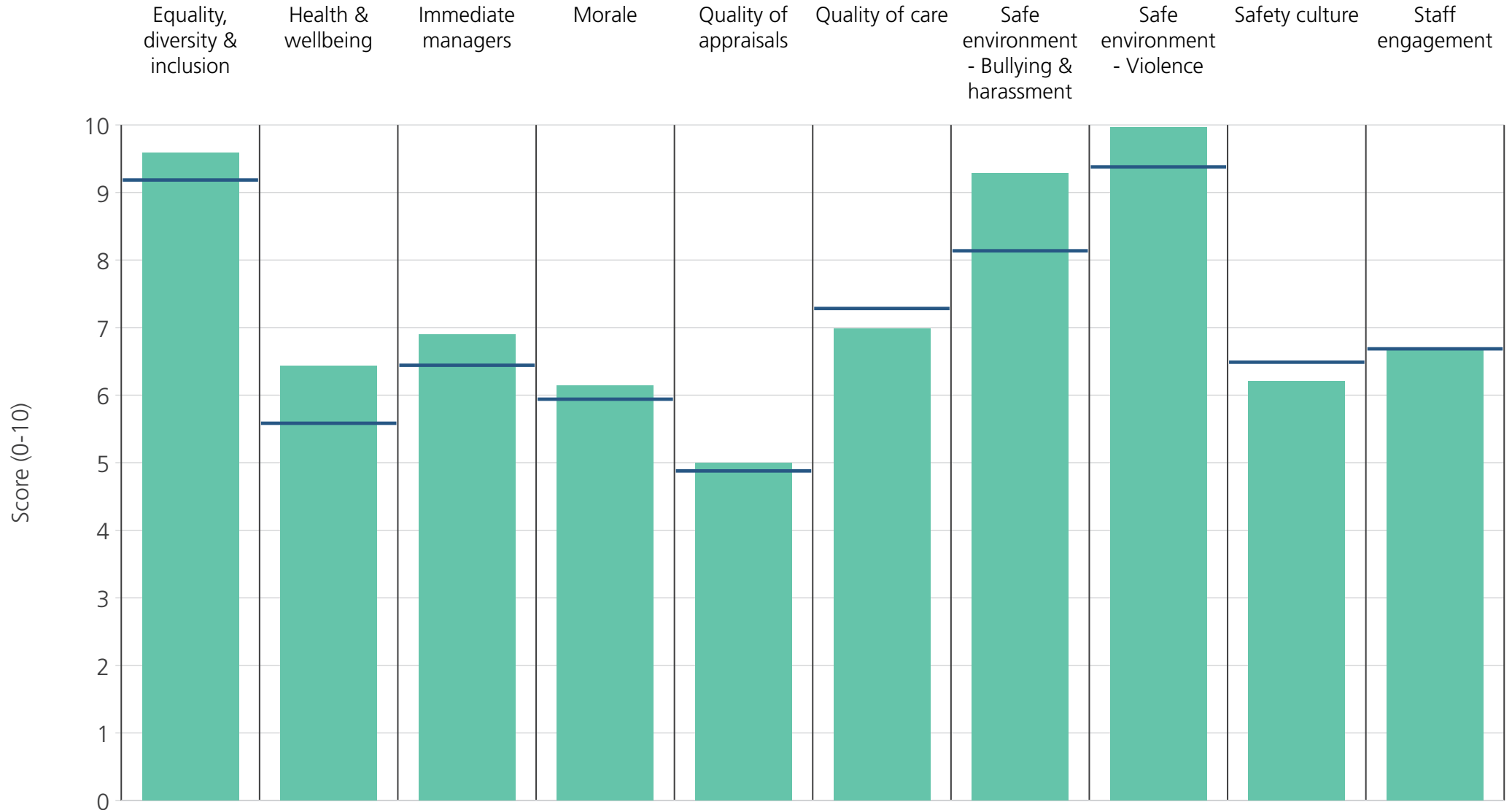
<b>Directorate</b>	9.3	5.6	5.6	5.5	3.4	6.8	8.5	9.9	5.7	6.1
<b>Your org</b>	9.2	5.6	6.4	5.9	4.9	7.3	8.1	9.4	6.5	6.7
<b>Responses</b>	124	125	122	121	106	99	124	123	121	127



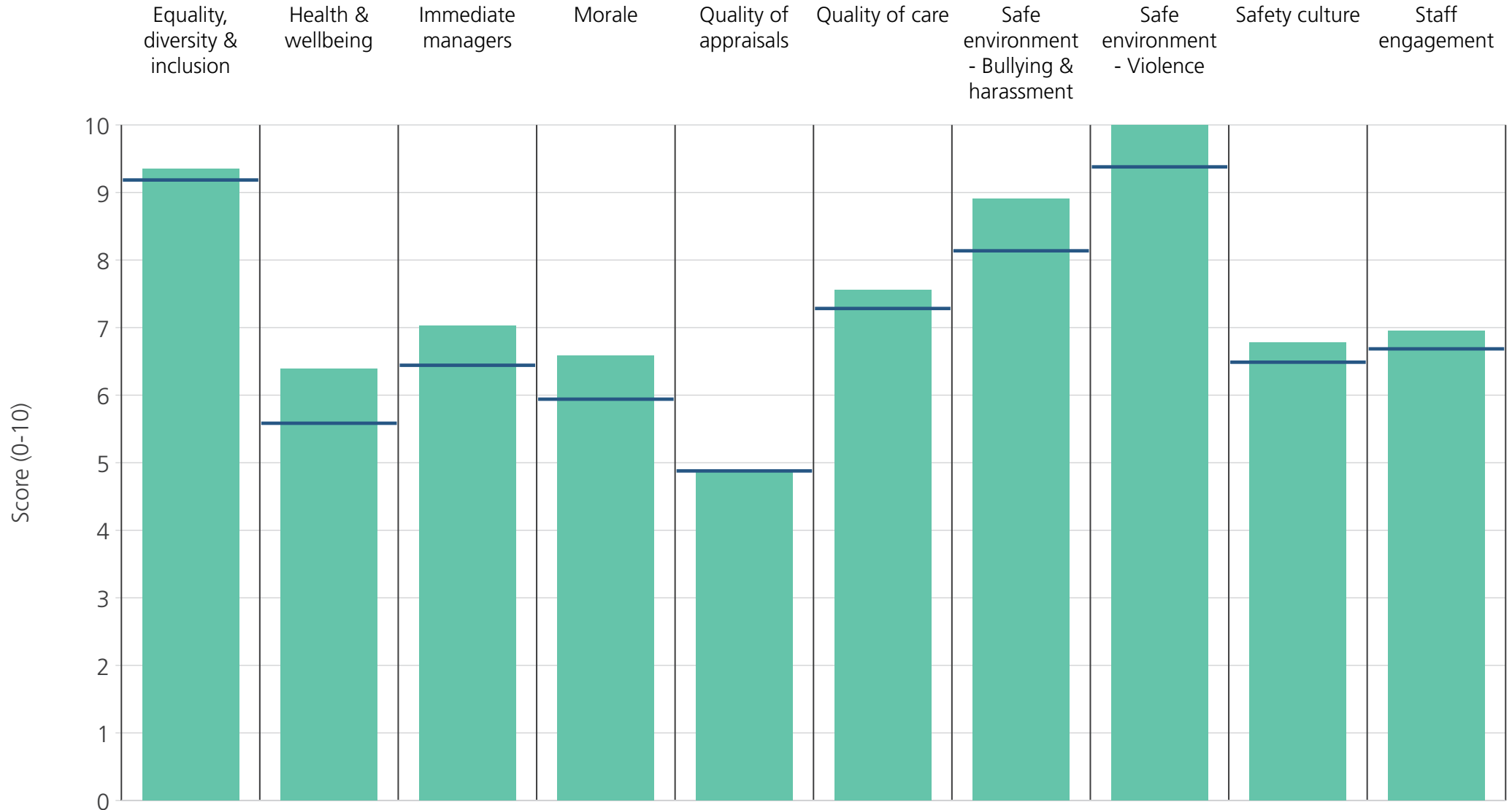
<b>Directorate</b>	9.3	6.4	6.4	5.4	4.2	6.4	9.4	10.0	6.0	6.3
<b>Your org</b>	9.2	5.6	6.4	5.9	4.9	7.3	8.1	9.4	6.5	6.7
<b>Responses</b>	88	89	89	86	74	28	87	87	87	89



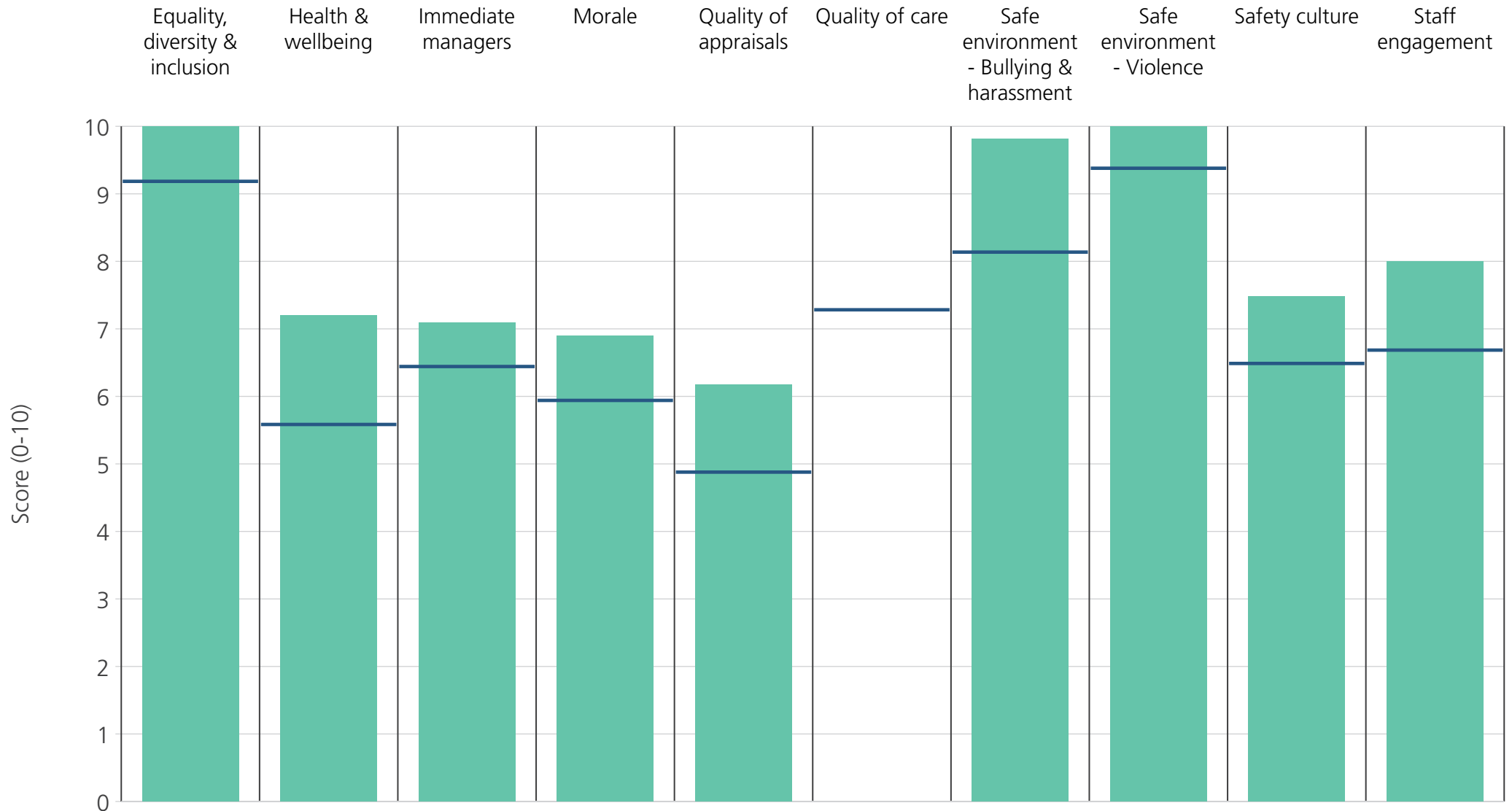
<b>Directorate</b>	9.4	7.2	7.7	6.6	6.2	7.3	9.1	9.8	7.0	7.5
<b>Your org</b>	9.2	5.6	6.4	5.9	4.9	7.3	8.1	9.4	6.5	6.7
<b>Responses</b>	104	103	103	103	94	62	104	104	104	104



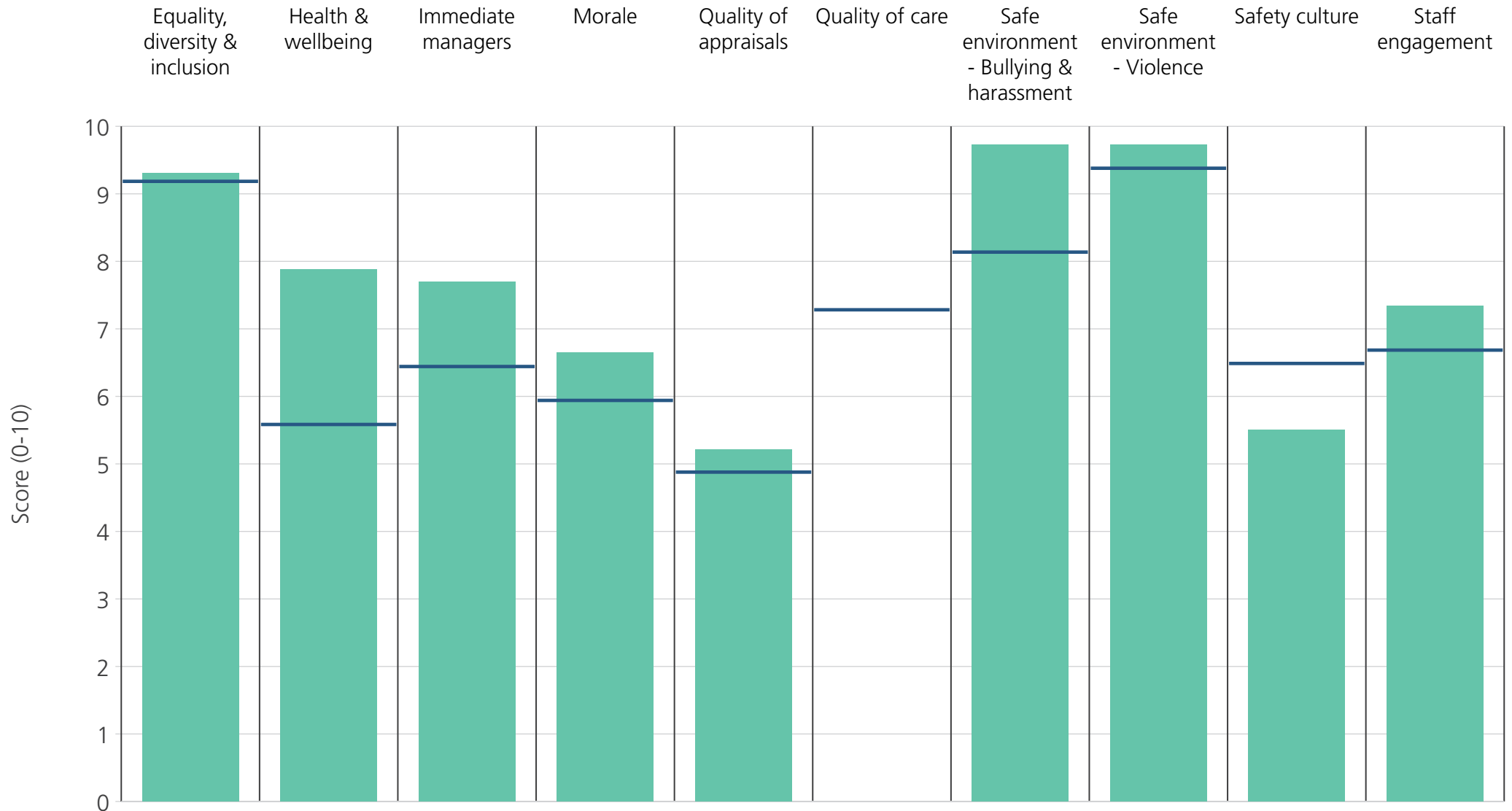
<b>Directorate</b>	9.6	6.4	6.9	6.1	5.0	7.0	9.3	10.0	6.2	6.7
<b>Your org</b>	9.2	5.6	6.4	5.9	4.9	7.3	8.1	9.4	6.5	6.7
<b>Responses</b>	87	88	88	88	86	34	84	84	88	88



<b>Directorate</b>	9.4	6.4	7.0	6.6	4.9	7.6	8.9	10.0	6.8	6.9
<b>Your org</b>	9.2	5.6	6.4	5.9	4.9	7.3	8.1	9.4	6.5	6.7
<b>Responses</b>	59	59	59	58	54	37	58	56	58	59



<b>Directorate</b>	10.0	7.2	7.1	6.9	6.2		9.8	10.0	7.5	8.0
<b>Your org</b>	9.2	5.6	6.4	5.9	4.9	7.3	8.1	9.4	6.5	6.7
<b>Responses</b>	18	18	18	18	16	10	18	18	18	18

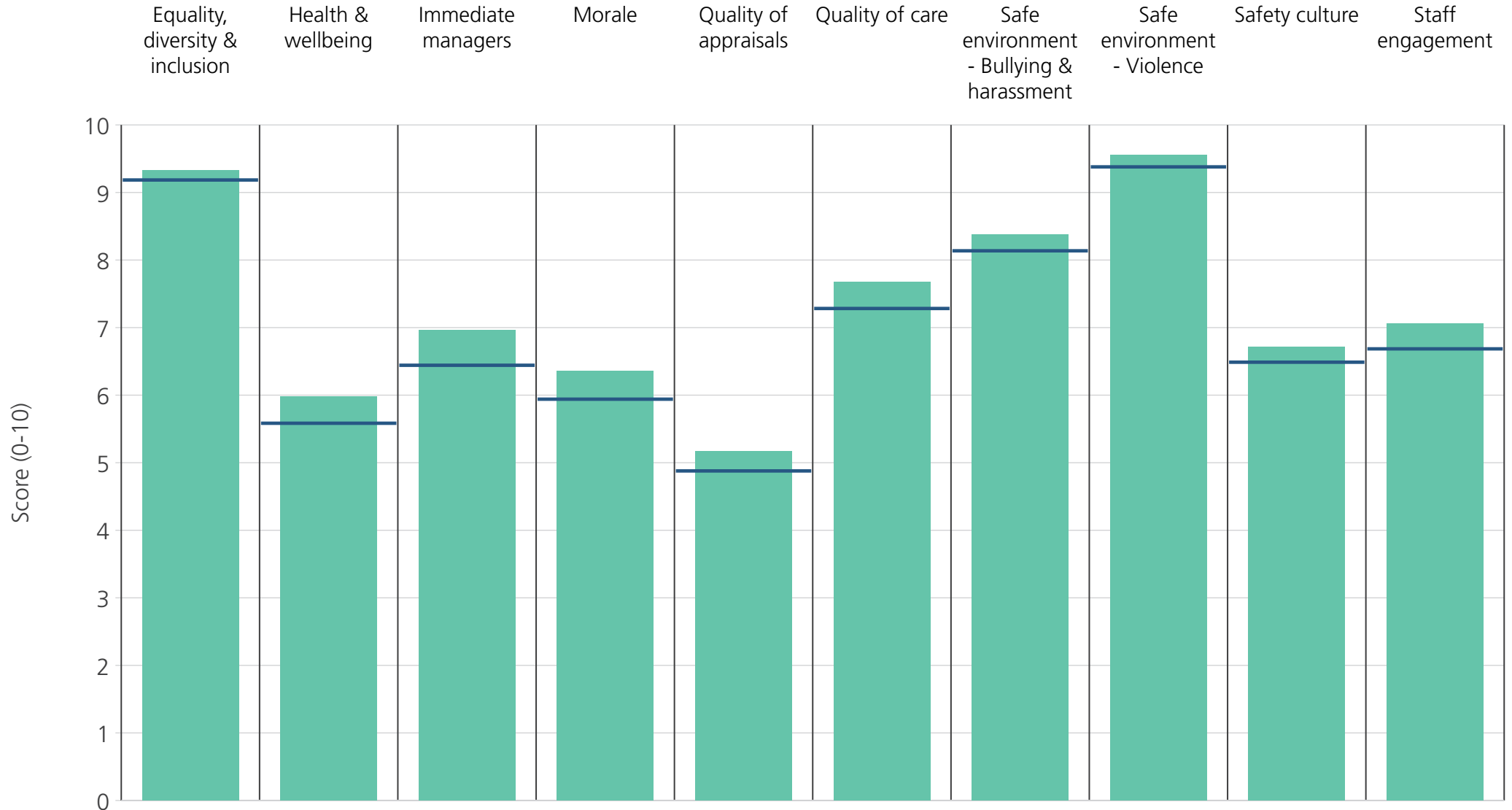


<b>Directorate</b>	9.3	7.9	7.7	6.6	5.2		9.7	9.7	5.5	7.3
<b>Your org</b>	9.2	5.6	6.4	5.9	4.9	7.3	8.1	9.4	6.5	6.7
<b>Responses</b>	12	12	12	12	12	10	12	12	12	12

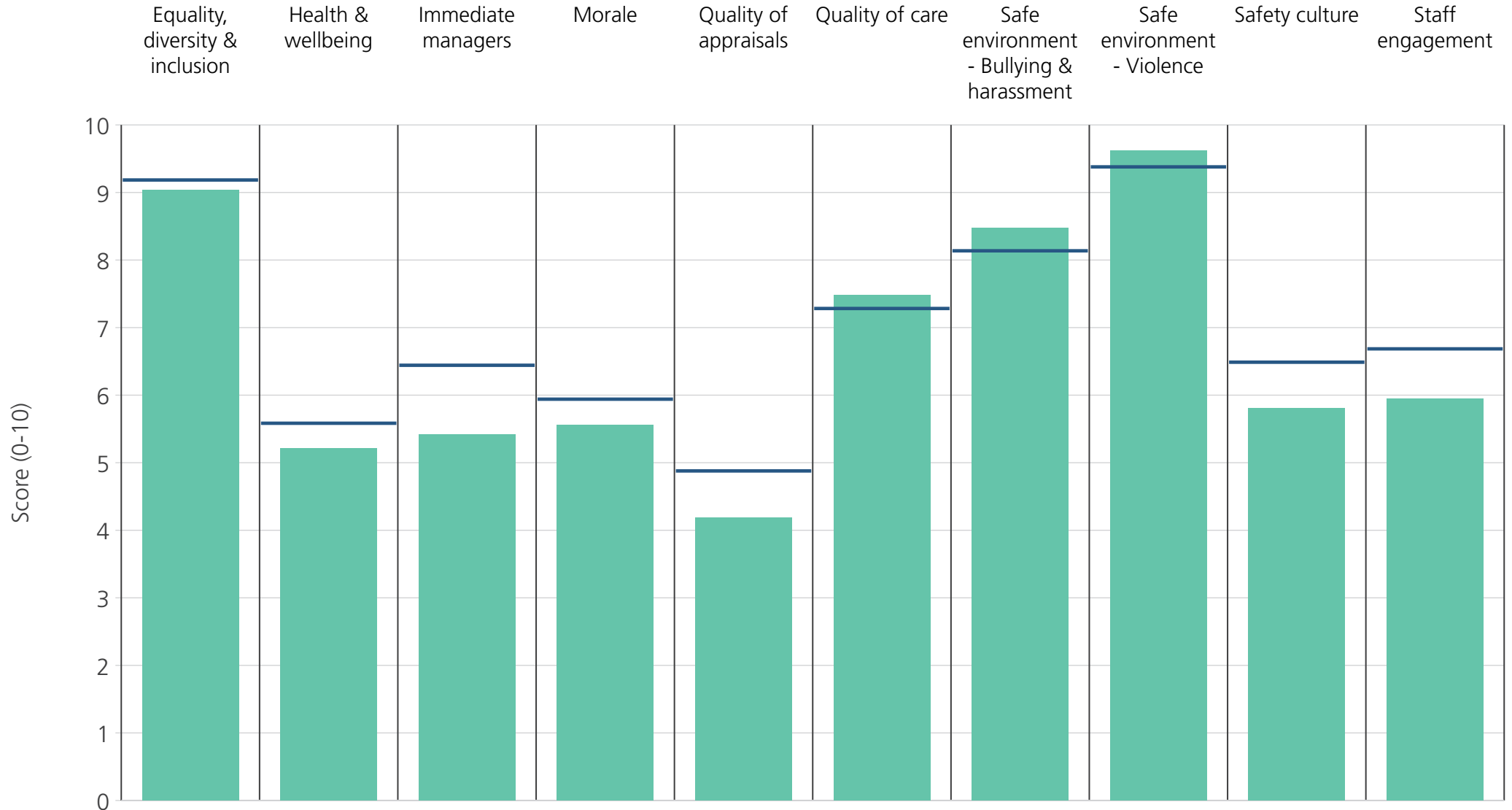


# Directorates 2

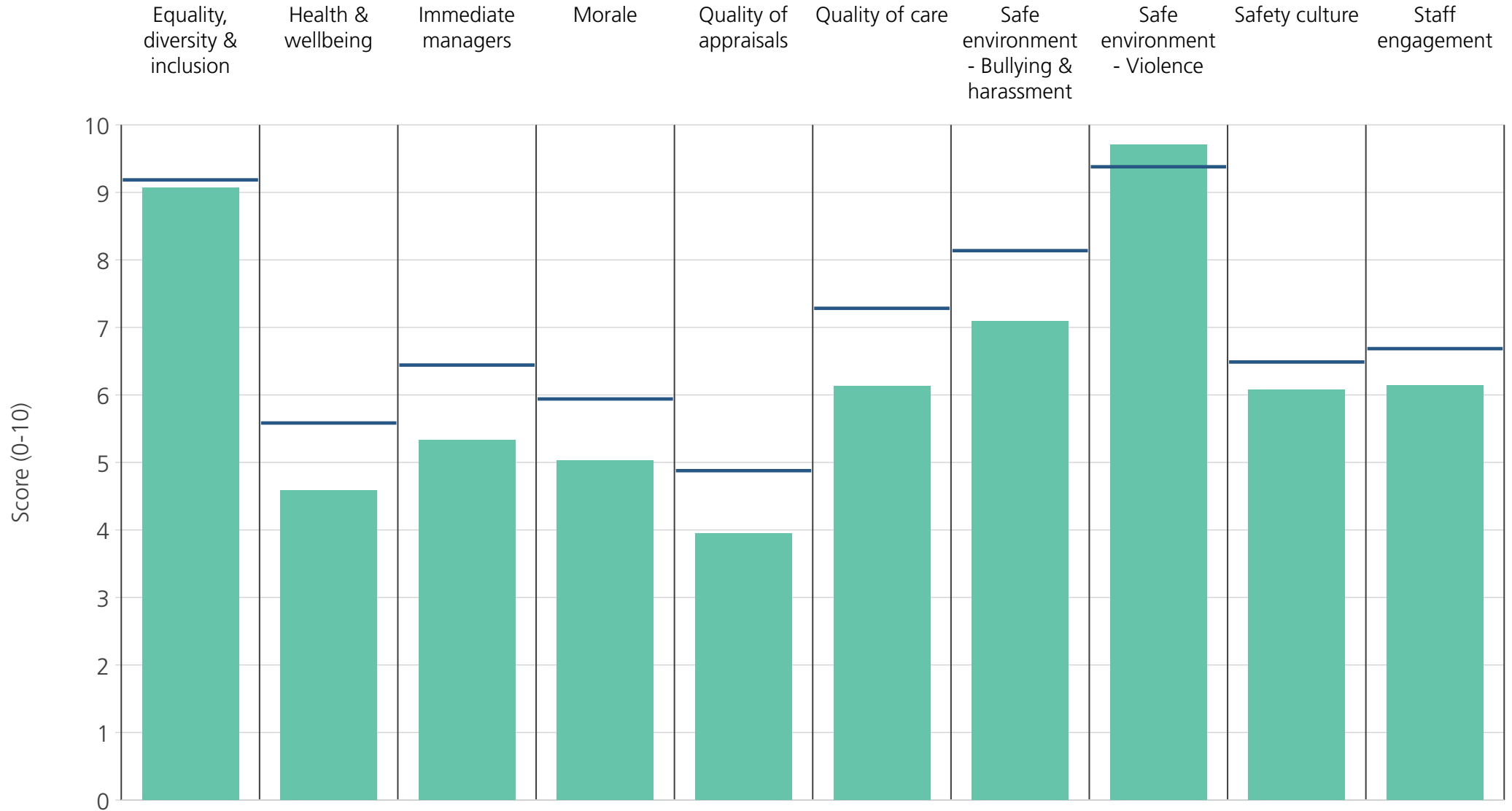
Doncaster and Bassetlaw Teaching Hospitals NHS Foundation Trust  
2018 NHS Staff Survey Results



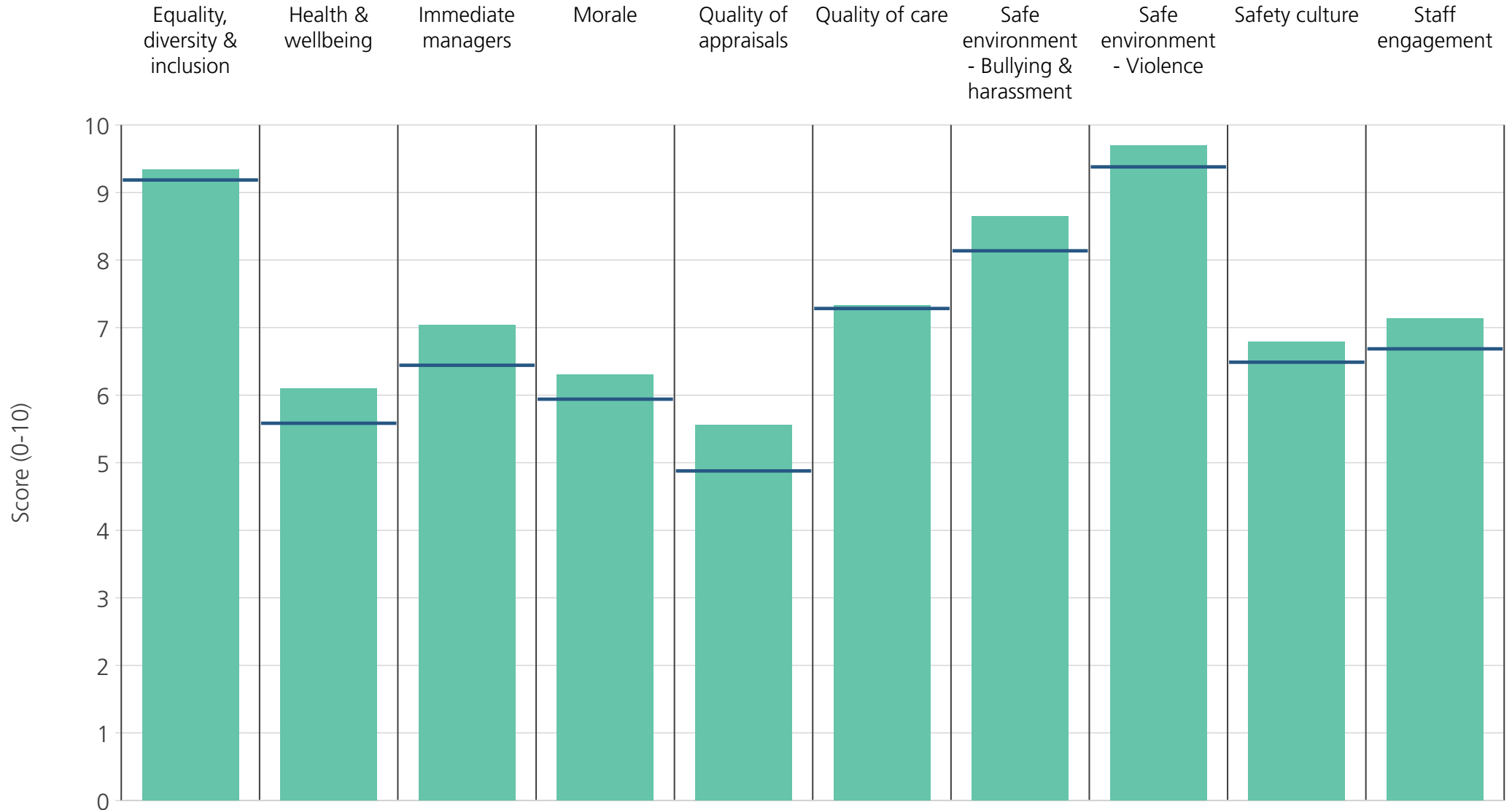
<b>Directorate</b>	9.3	6.0	7.0	6.4	5.2	7.7	8.4	9.6	6.7	7.1
<b>Your org</b>	9.2	5.6	6.4	5.9	4.9	7.3	8.1	9.4	6.5	6.7
<b>Responses</b>	598	604	602	594	471	531	590	588	599	609



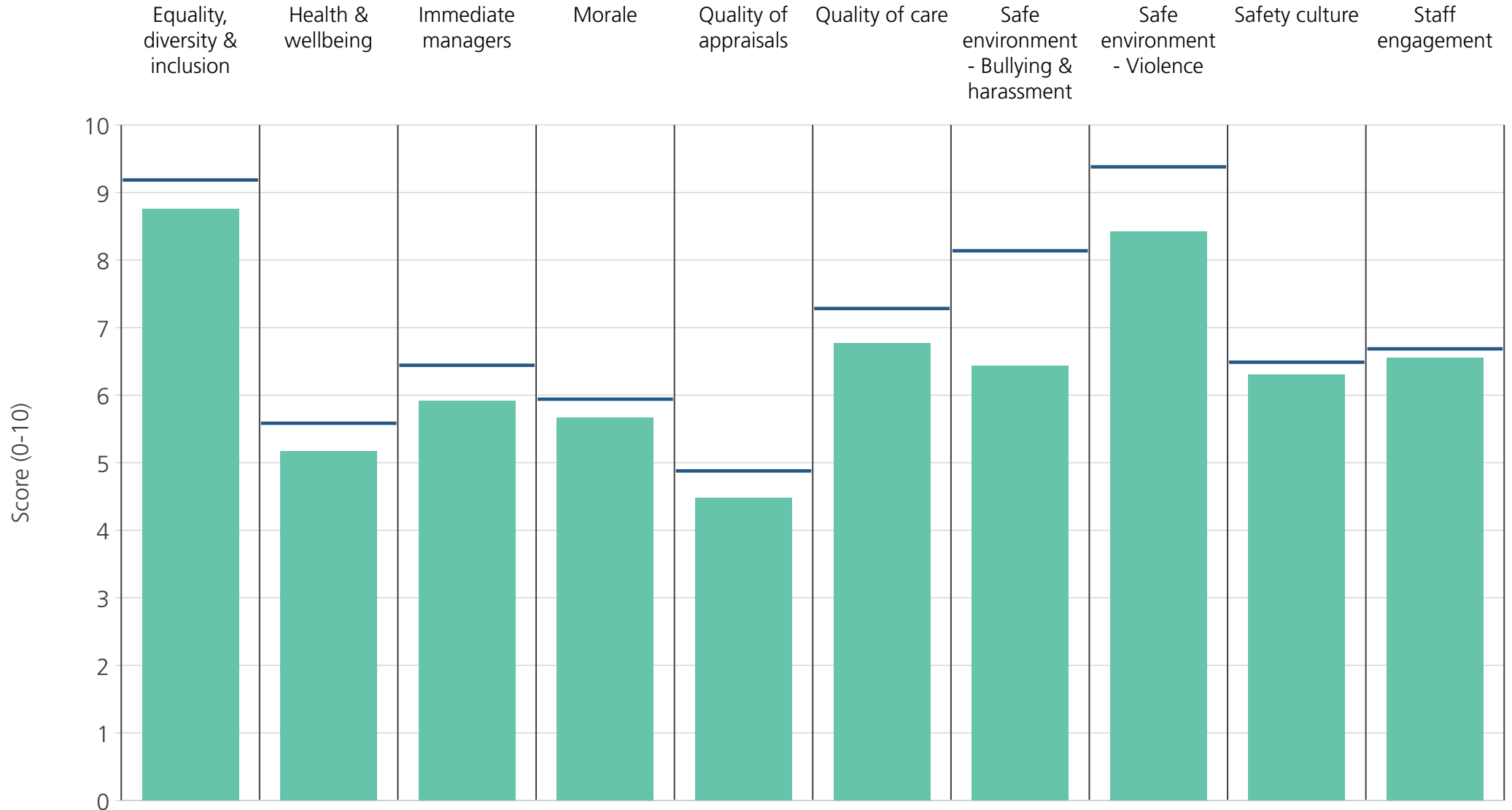
<b>Directorate</b>	9.0	5.2	5.4	5.6	4.2	7.5	8.5	9.6	5.8	6.0
<b>Your org</b>	9.2	5.6	6.4	5.9	4.9	7.3	8.1	9.4	6.5	6.7
<b>Responses</b>	242	247	242	237	164	213	237	235	239	245



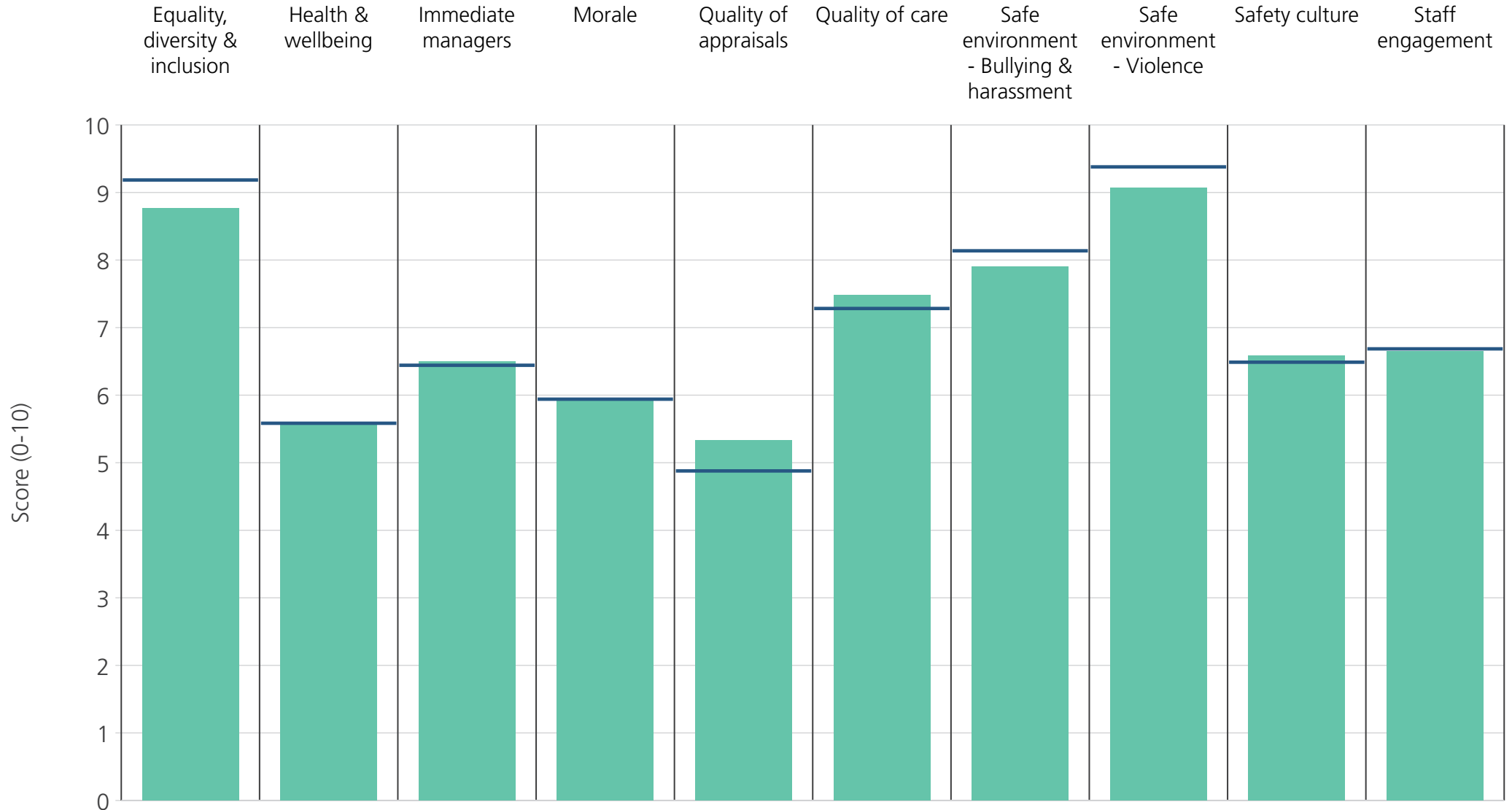
<b>Directorate</b>	9.1	4.6	5.3	5.0	3.9	6.1	7.1	9.7	6.1	6.1
<b>Your org</b>	9.2	5.6	6.4	5.9	4.9	7.3	8.1	9.4	6.5	6.7
<b>Responses</b>	195	199	198	191	146	197	196	195	195	201



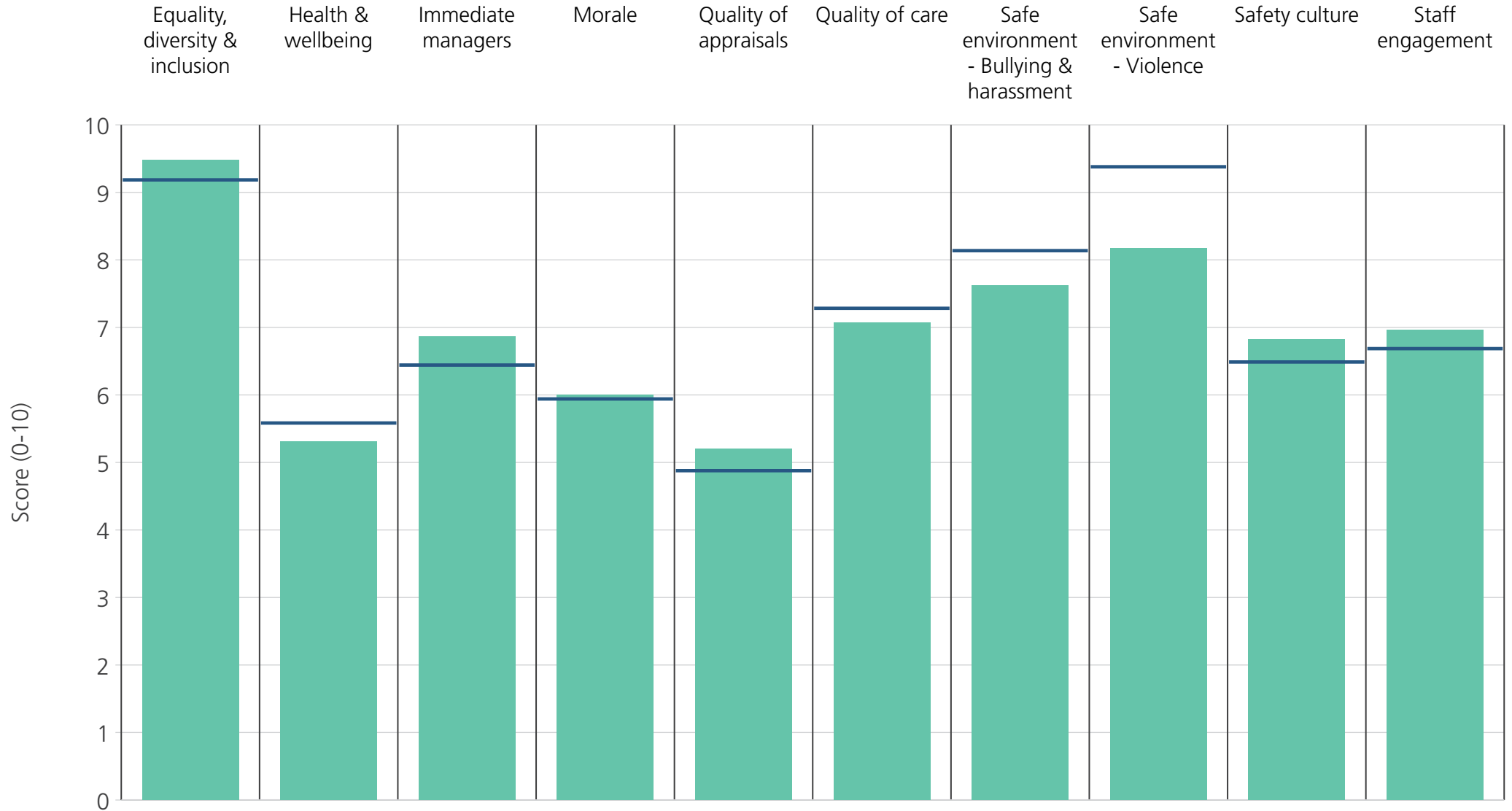
<b>Directorate</b>	9.3	6.1	7.0	6.3	5.6	7.3	8.6	9.7	6.8	7.1
<b>Your org</b>	9.2	5.6	6.4	5.9	4.9	7.3	8.1	9.4	6.5	6.7
<b>Responses</b>	264	263	267	261	251	262	263	264	261	269



<b>Directorate</b>	8.8	5.2	5.9	5.7	4.5	6.8	6.4	8.4	6.3	6.5
<b>Your org</b>	9.2	5.6	6.4	5.9	4.9	7.3	8.1	9.4	6.5	6.7
<b>Responses</b>	113	115	115	111	95	115	113	112	115	118

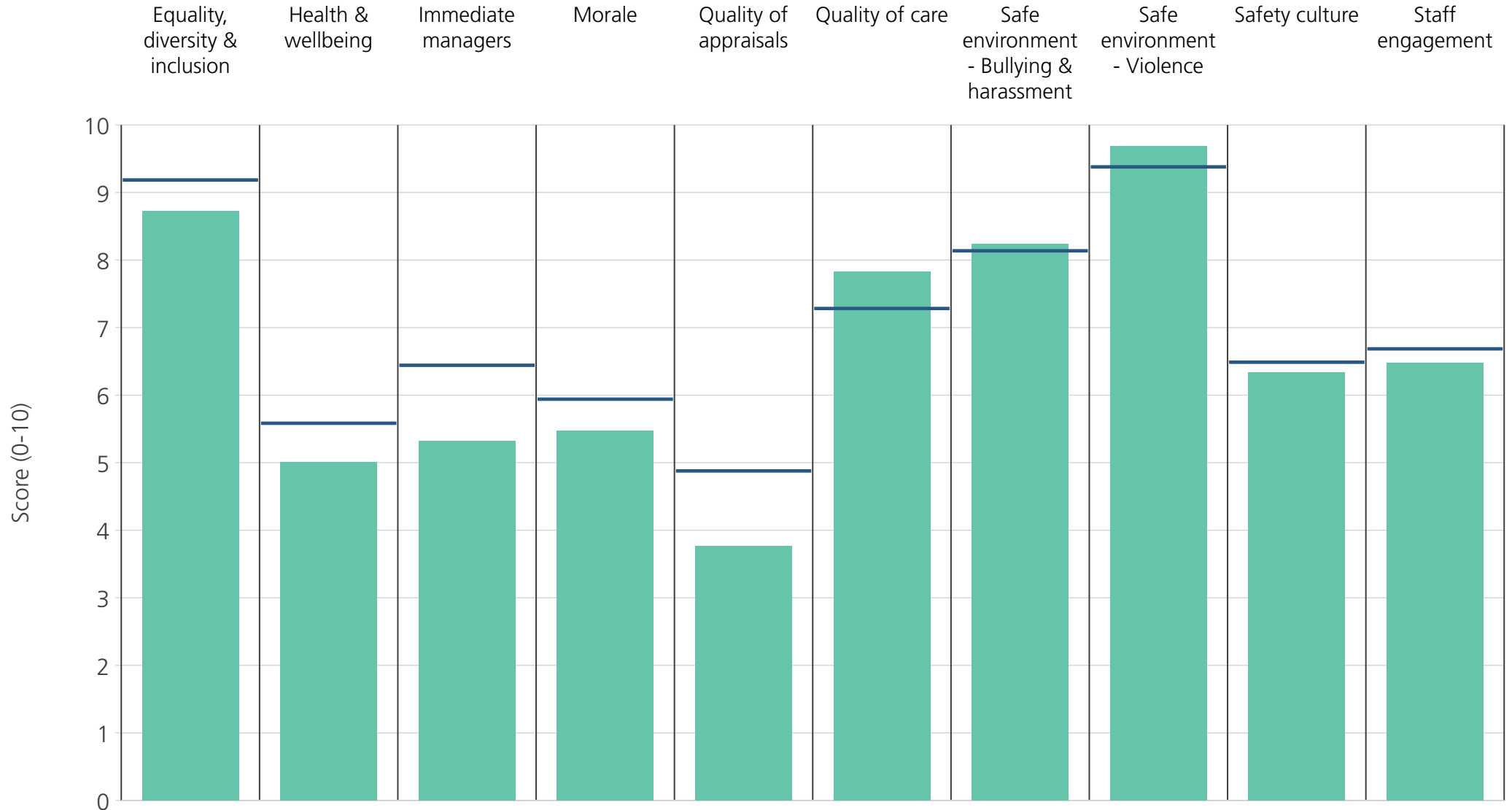


<b>Directorate</b>	8.8	5.6	6.5	5.9	5.3	7.5	7.9	9.1	6.6	6.6
<b>Your org</b>	9.2	5.6	6.4	5.9	4.9	7.3	8.1	9.4	6.5	6.7
<b>Responses</b>	131	132	132	128	111	129	128	129	131	132

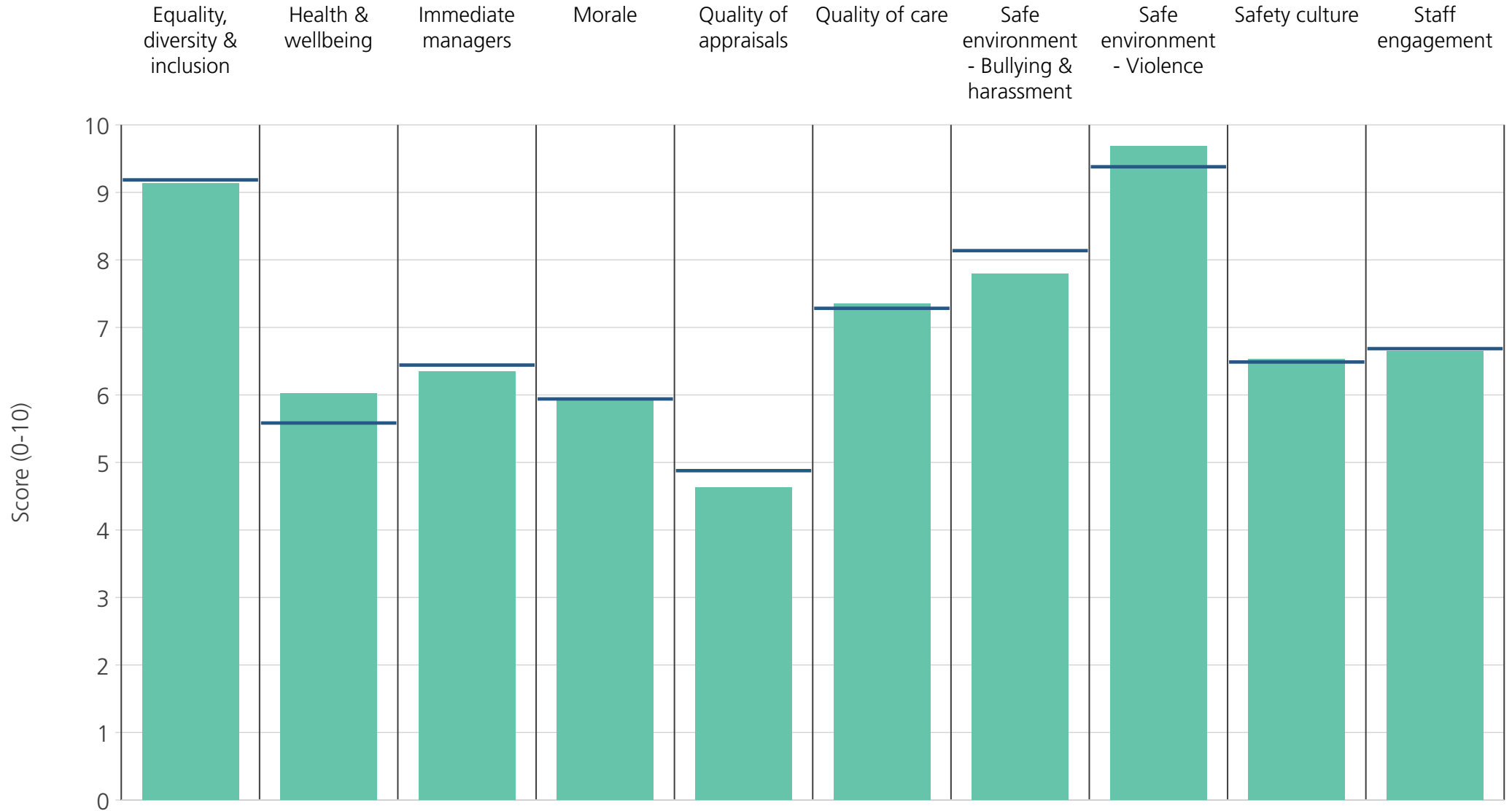


<b>Directorate</b>	9.5	5.3	6.9	6.0	5.2	7.1	7.6	8.2	6.8	7.0
<b>Your org</b>	9.2	5.6	6.4	5.9	4.9	7.3	8.1	9.4	6.5	6.7
<b>Responses</b>	113	116	117	116	86	111	114	113	116	121

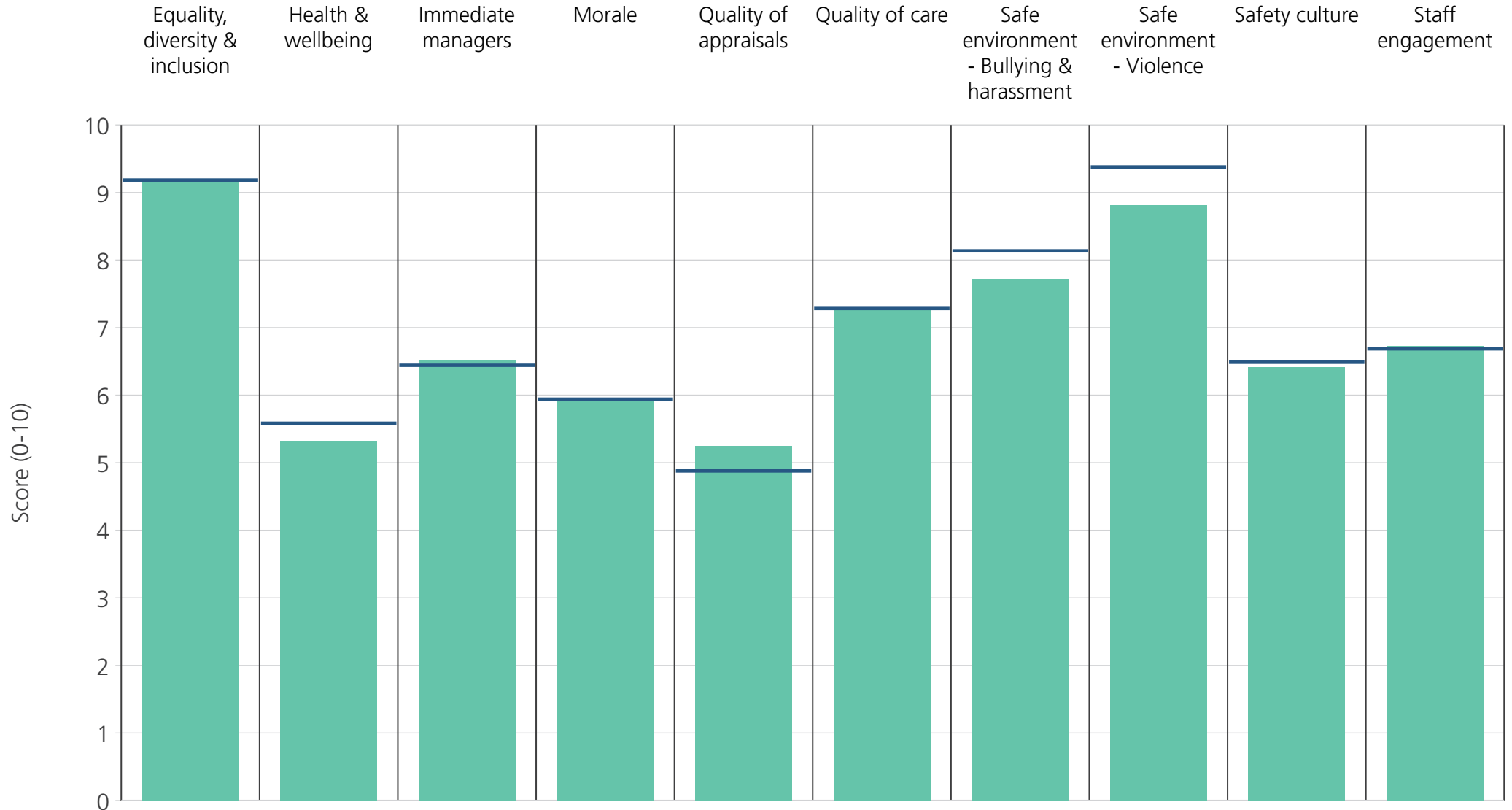




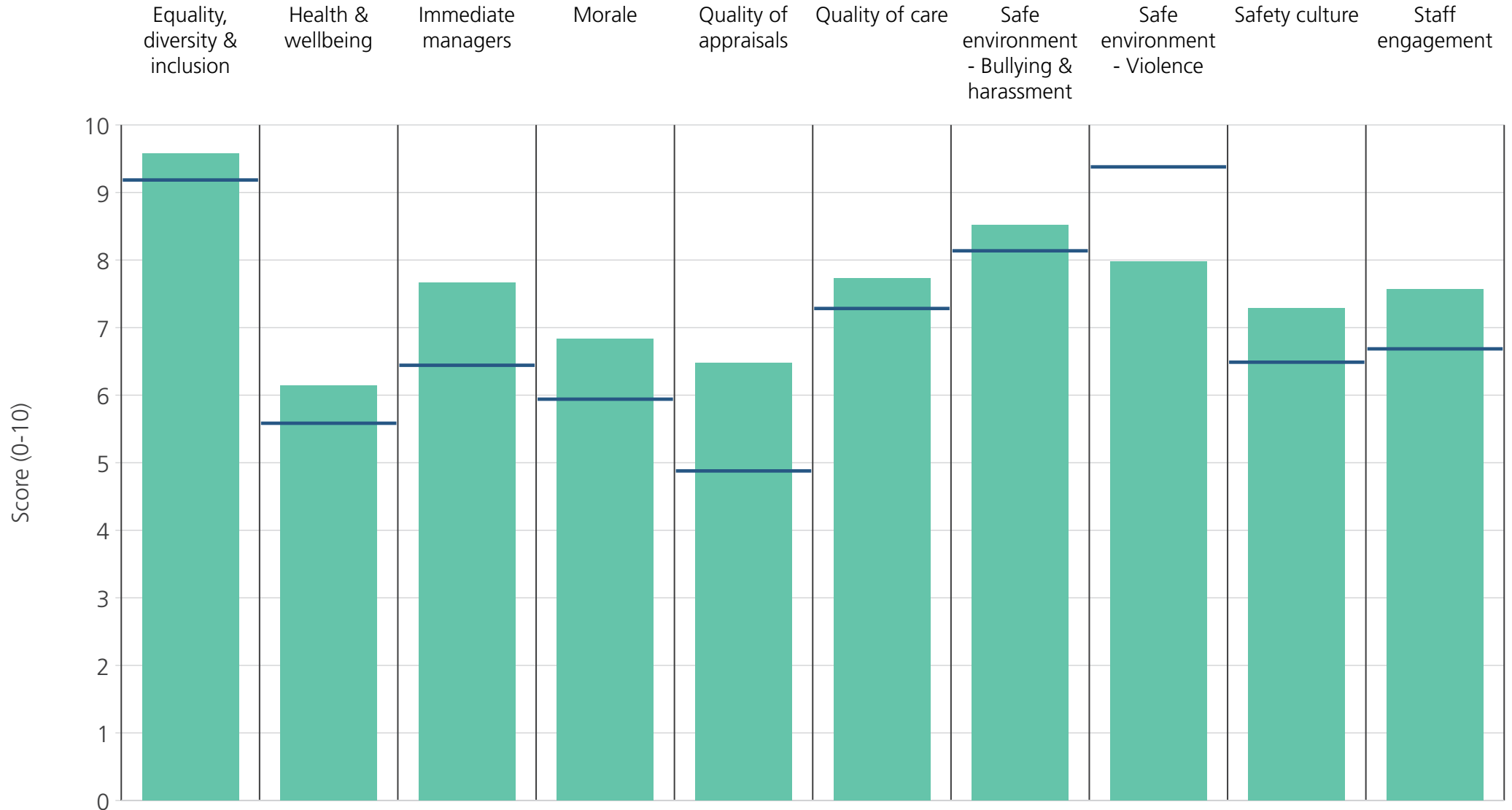
<b>Directorate</b>	8.7	5.0	5.3	5.5	3.8	7.8	8.2	9.7	6.3	6.5
<b>Your org</b>	9.2	5.6	6.4	5.9	4.9	7.3	8.1	9.4	6.5	6.7
<b>Responses</b>	104	106	106	104	79	105	104	104	105	108



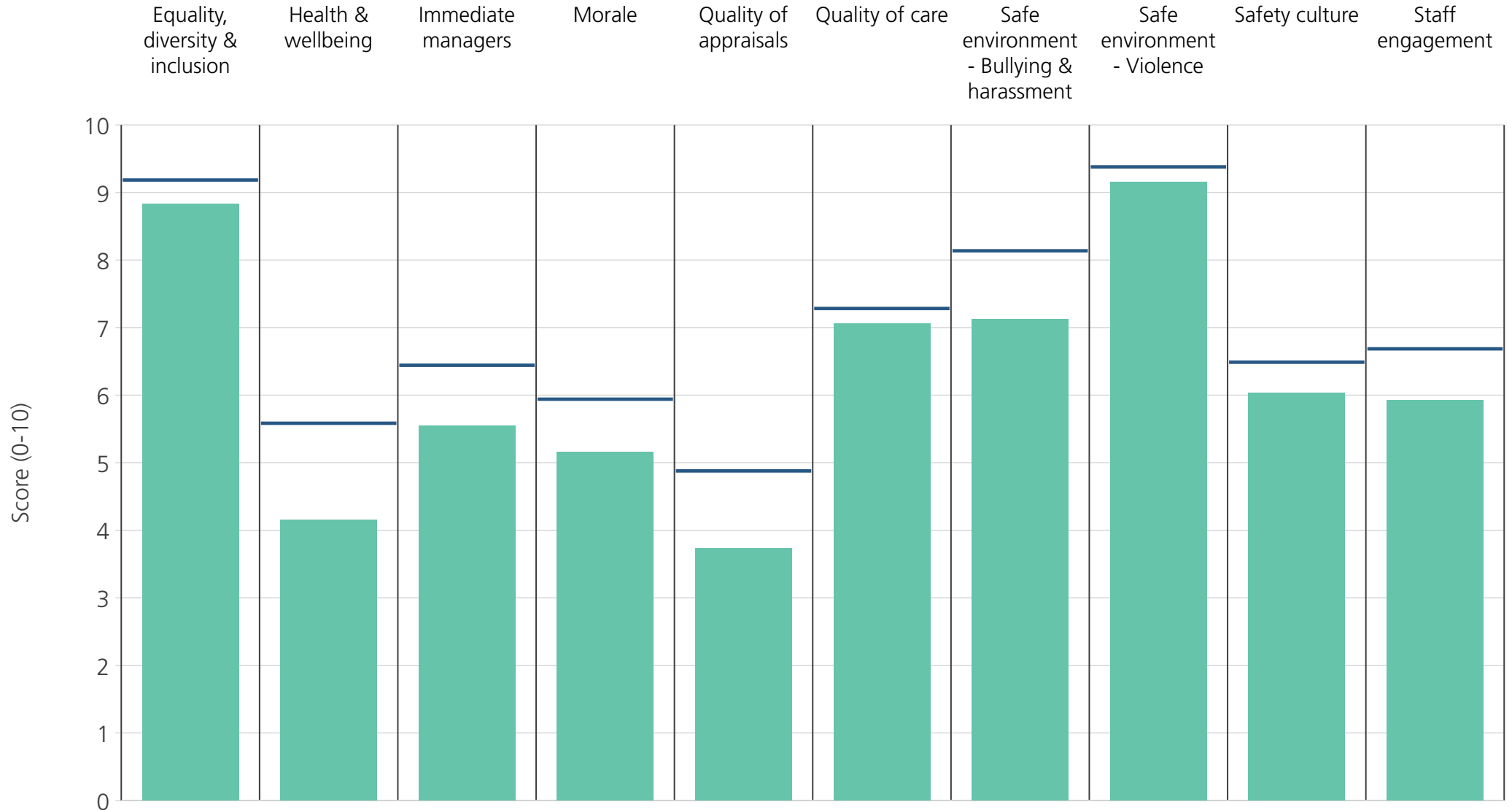
<b>Directorate</b>	9.1	6.0	6.3	5.9	4.6	7.4	7.8	9.7	6.5	6.7
<b>Your org</b>	9.2	5.6	6.4	5.9	4.9	7.3	8.1	9.4	6.5	6.7
<b>Responses</b>	141	145	147	141	127	134	141	138	141	149



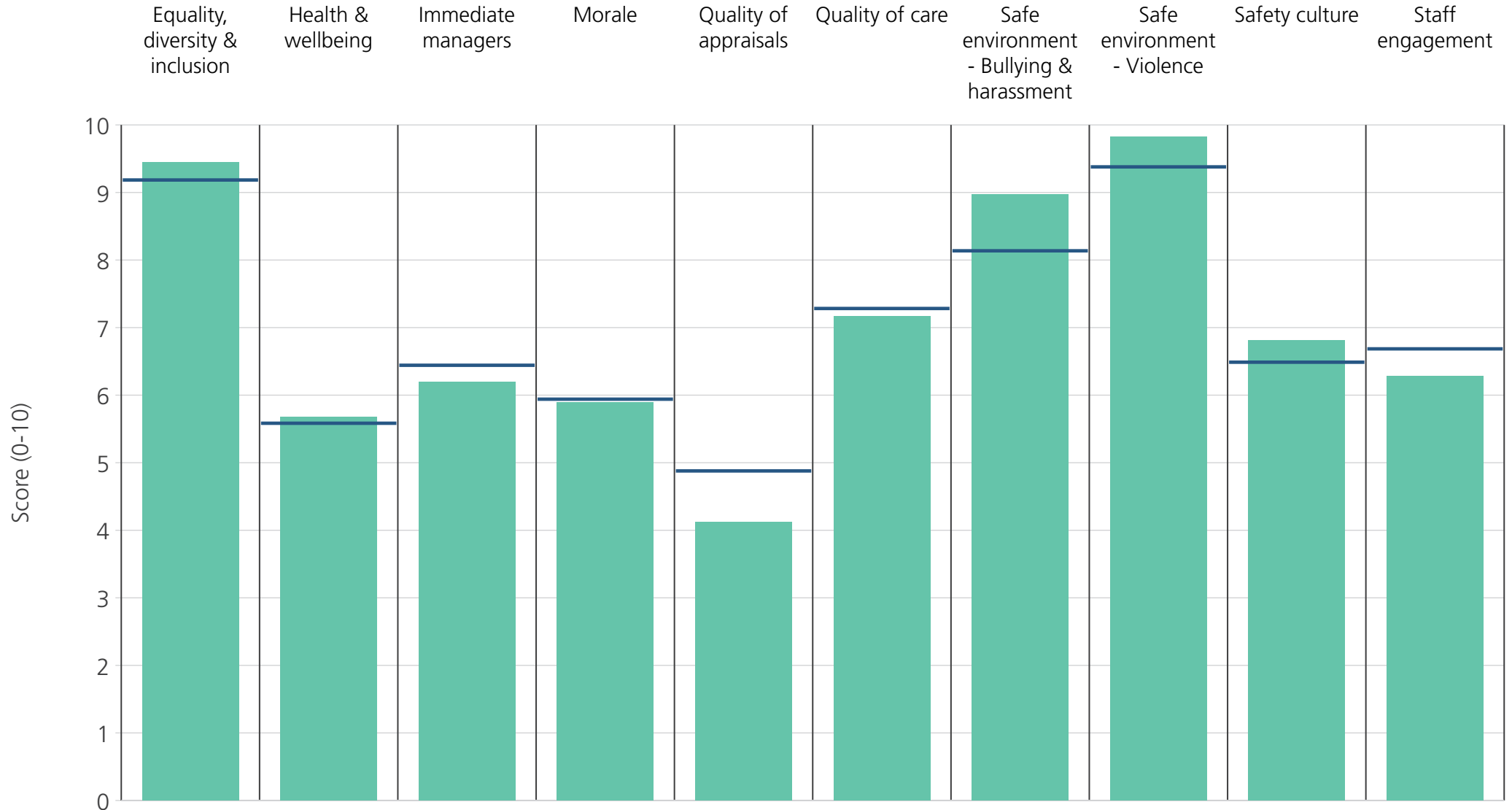
<b>Directorate</b>	9.2	5.3	6.5	5.9	5.2	7.3	7.7	8.8	6.4	6.7
<b>Your org</b>	9.2	5.6	6.4	5.9	4.9	7.3	8.1	9.4	6.5	6.7
<b>Responses</b>	127	126	127	125	94	122	125	125	126	129



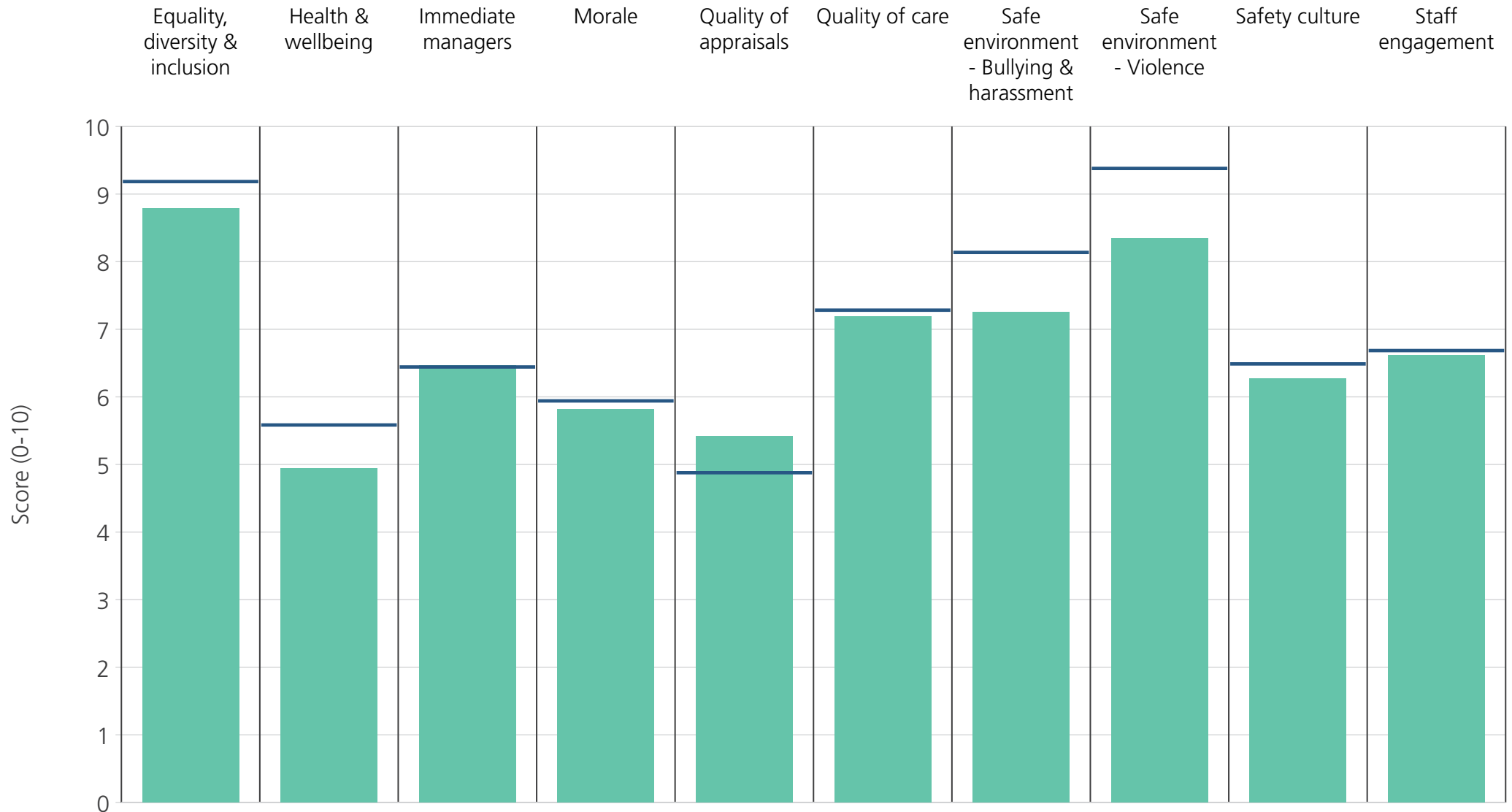
<b>Directorate</b>	9.6	6.1	7.7	6.8	6.5	7.7	8.5	8.0	7.3	7.6
<b>Your org</b>	9.2	5.6	6.4	5.9	4.9	7.3	8.1	9.4	6.5	6.7
<b>Responses</b>	117	119	120	118	94	111	115	109	117	120



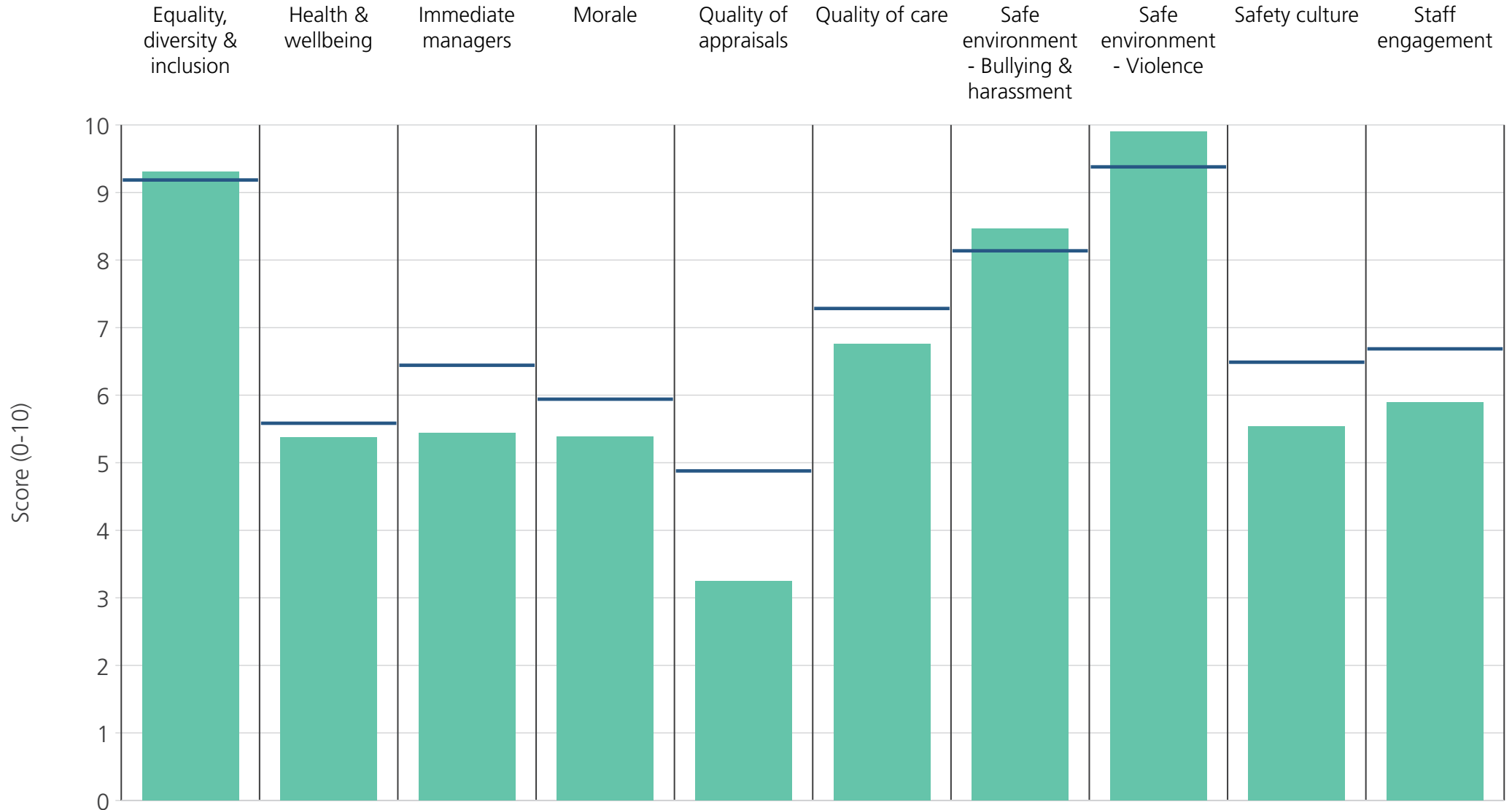
<b>Directorate</b>	8.8	4.1	5.6	5.2	3.7	7.1	7.1	9.2	6.0	5.9
<b>Your org</b>	9.2	5.6	6.4	5.9	4.9	7.3	8.1	9.4	6.5	6.7
<b>Responses</b>	132	133	133	128	108	131	131	130	130	134



<b>Directorate</b>	9.4	5.7	6.2	5.9	4.1	7.2	9.0	9.8	6.8	6.3
<b>Your org</b>	9.2	5.6	6.4	5.9	4.9	7.3	8.1	9.4	6.5	6.7
<b>Responses</b>	129	132	131	129	122	124	130	131	130	133

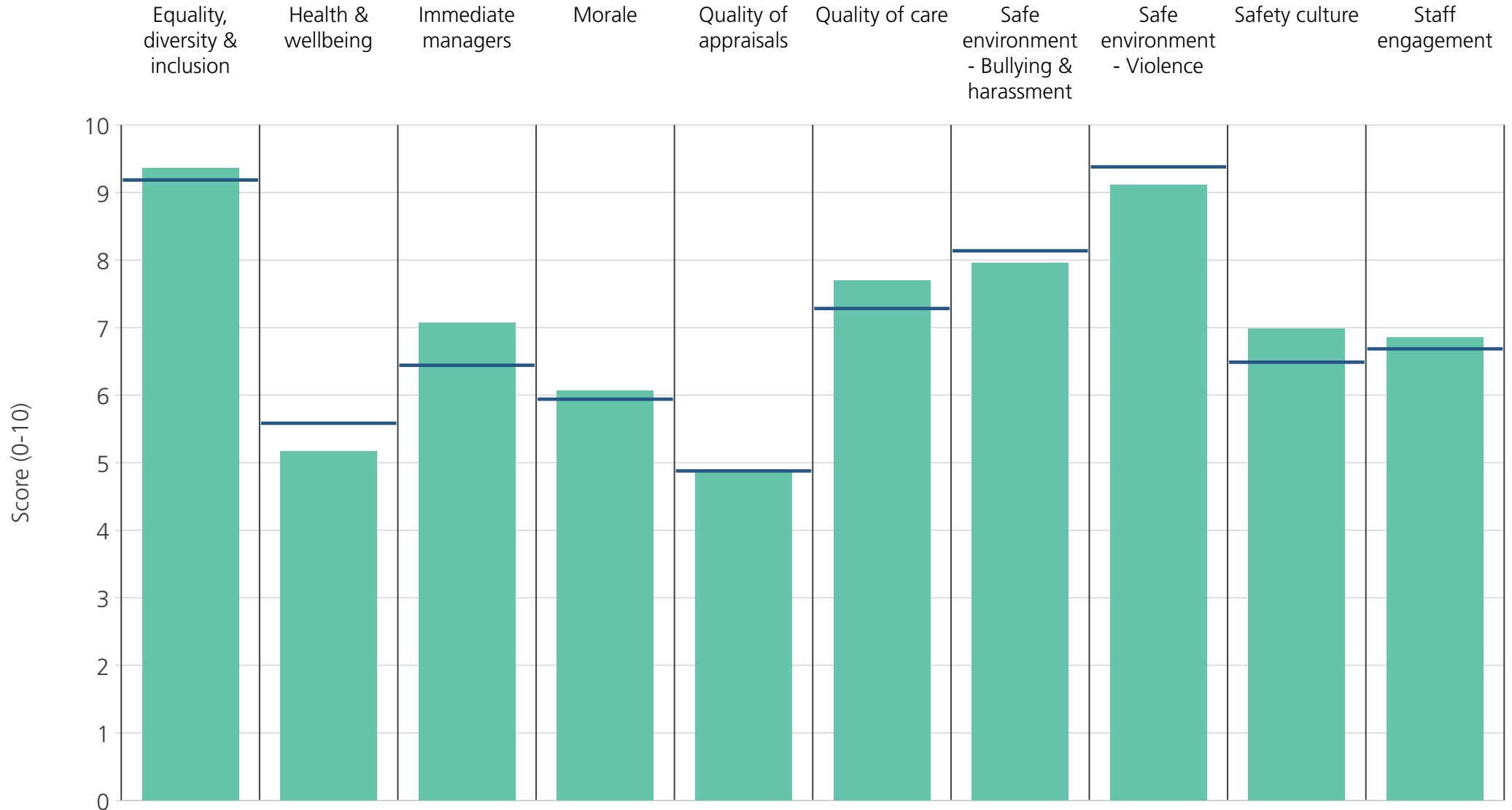


<b>Directorate</b>	8.8	4.9	6.5	5.8	5.4	7.2	7.3	8.3	6.3	6.6
<b>Your org</b>	9.2	5.6	6.4	5.9	4.9	7.3	8.1	9.4	6.5	6.7
<b>Responses</b>	112	113	114	113	80	110	108	105	113	113

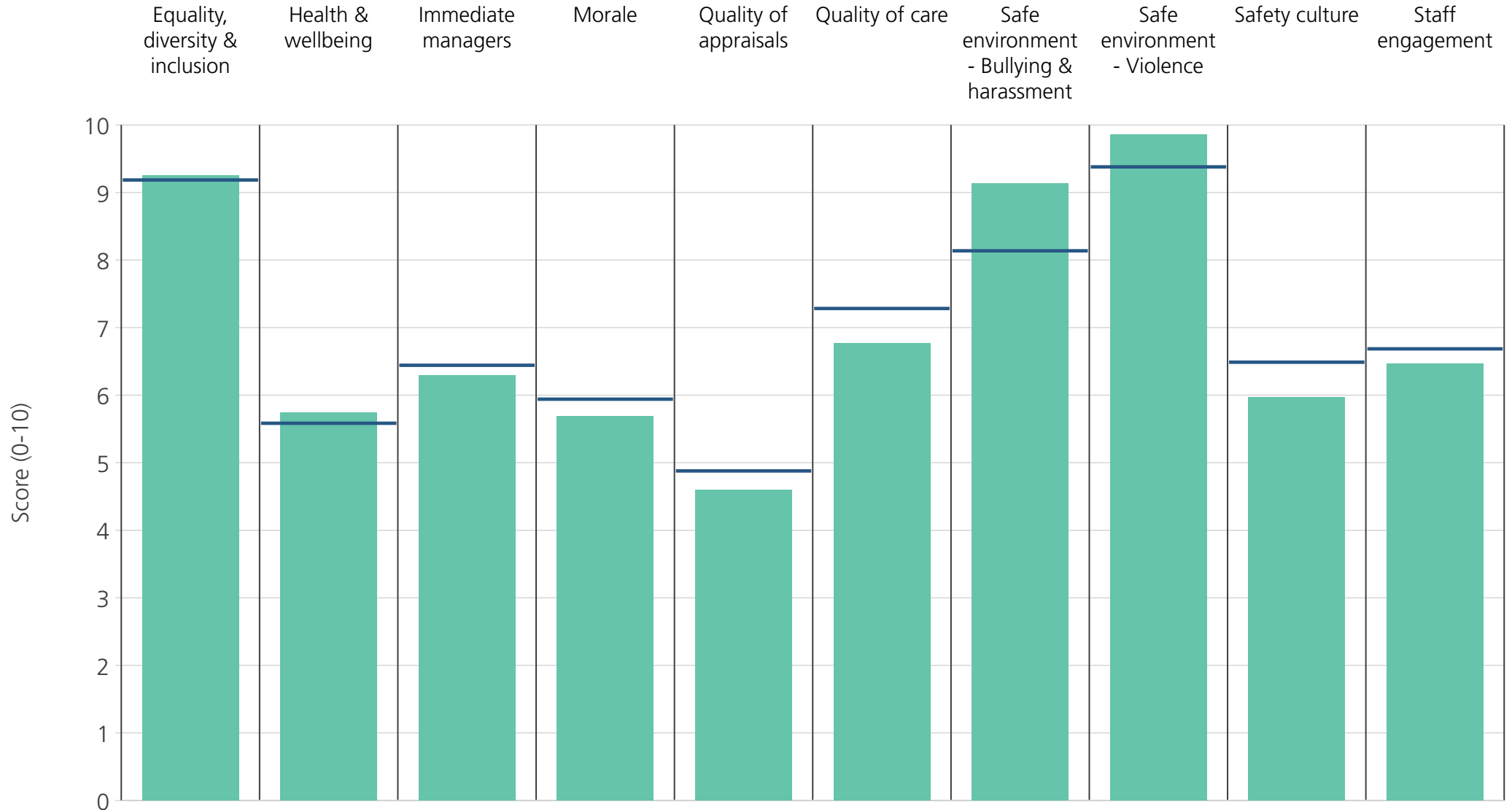


<b>Directorate</b>	9.3	5.4	5.4	5.4	3.2	6.8	8.5	9.9	5.5	5.9
<b>Your org</b>	9.2	5.6	6.4	5.9	4.9	7.3	8.1	9.4	6.5	6.7
<b>Responses</b>	104	104	101	101	92	84	104	104	101	106

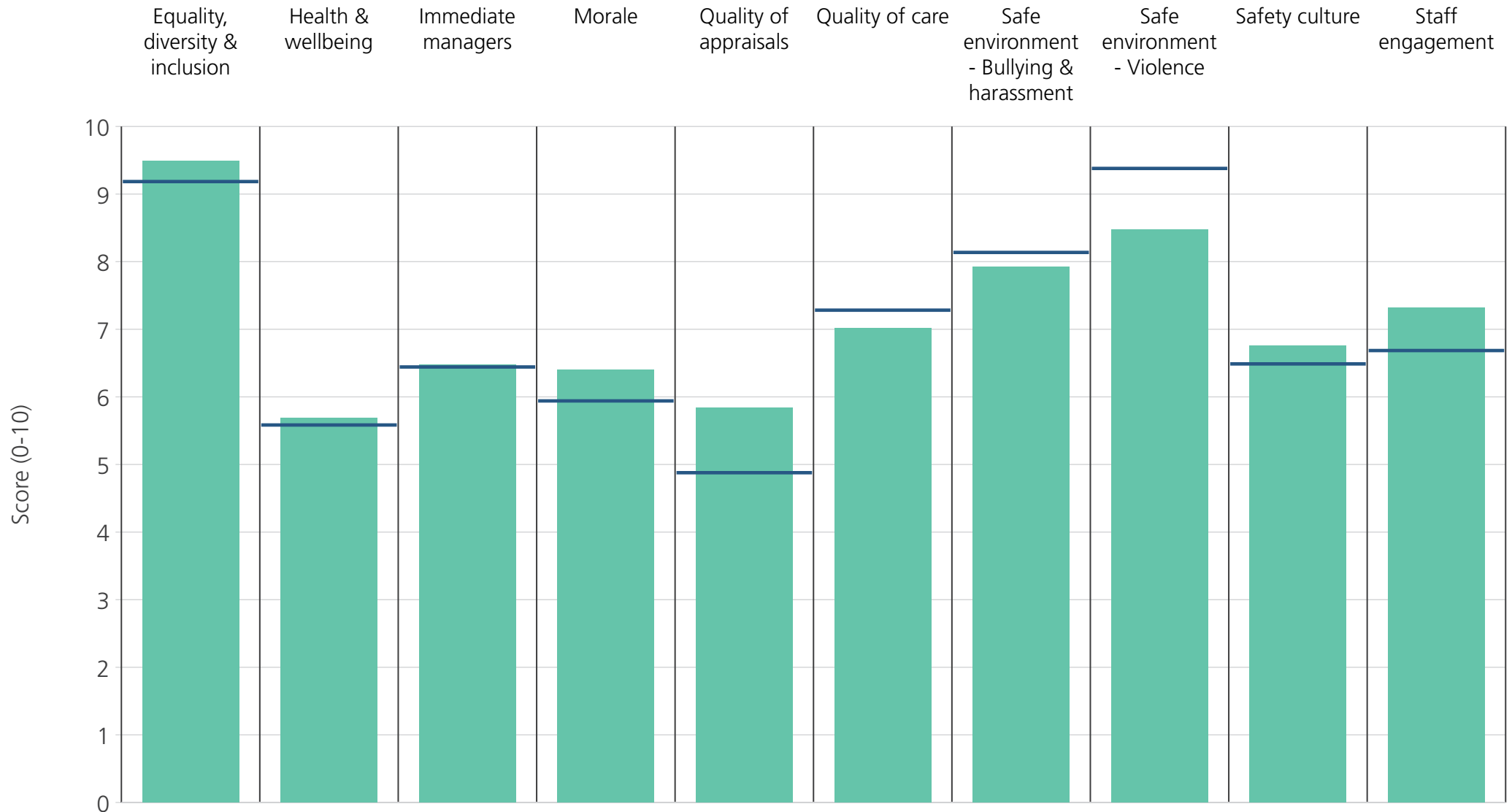




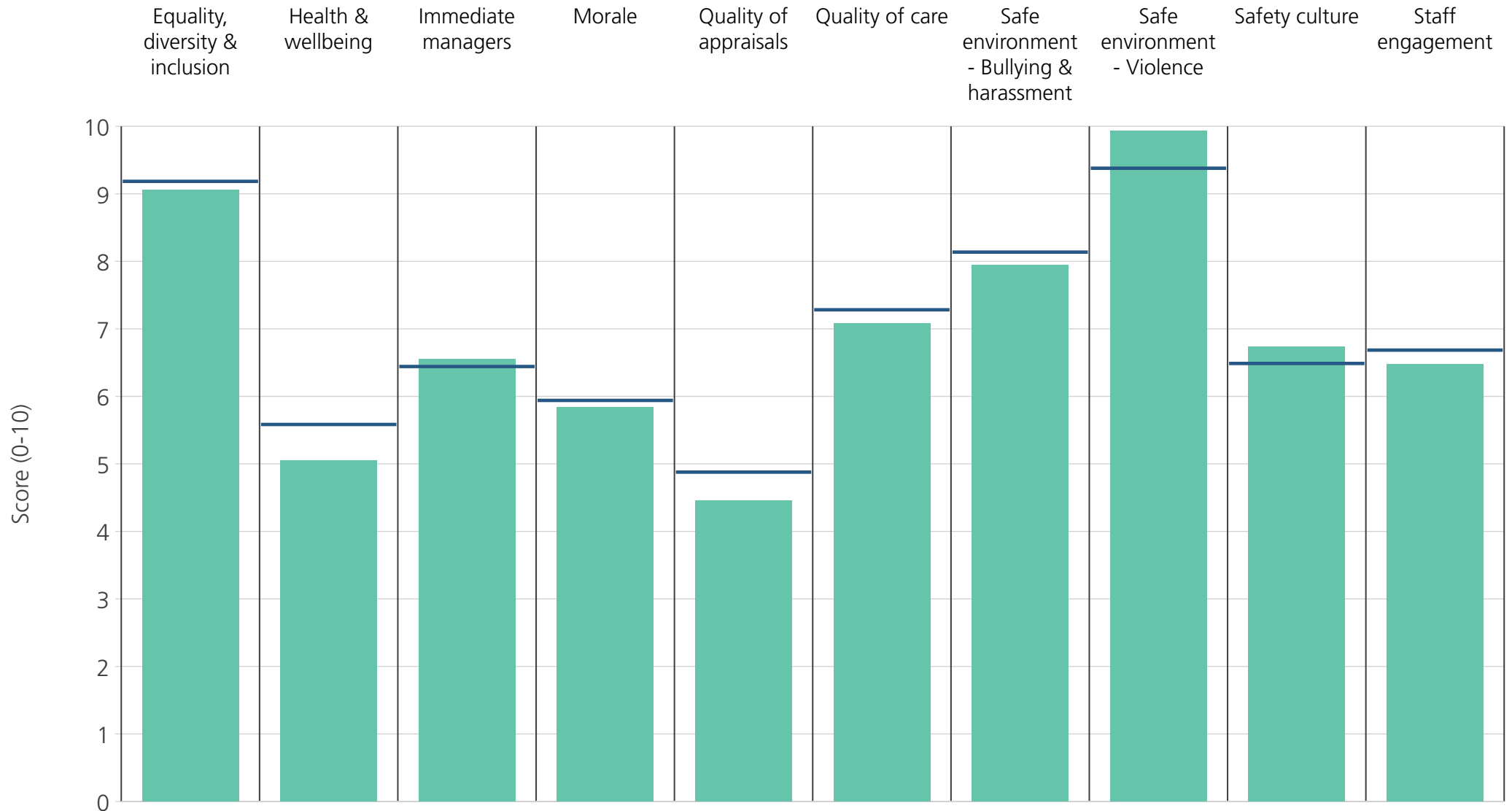
<b>Directorate</b>	9.4	5.2	7.1	6.1	4.9	7.7	8.0	9.1	7.0	6.9
<b>Your org</b>	9.2	5.6	6.4	5.9	4.9	7.3	8.1	9.4	6.5	6.7
<b>Responses</b>	76	76	76	76	65	74	75	75	75	77



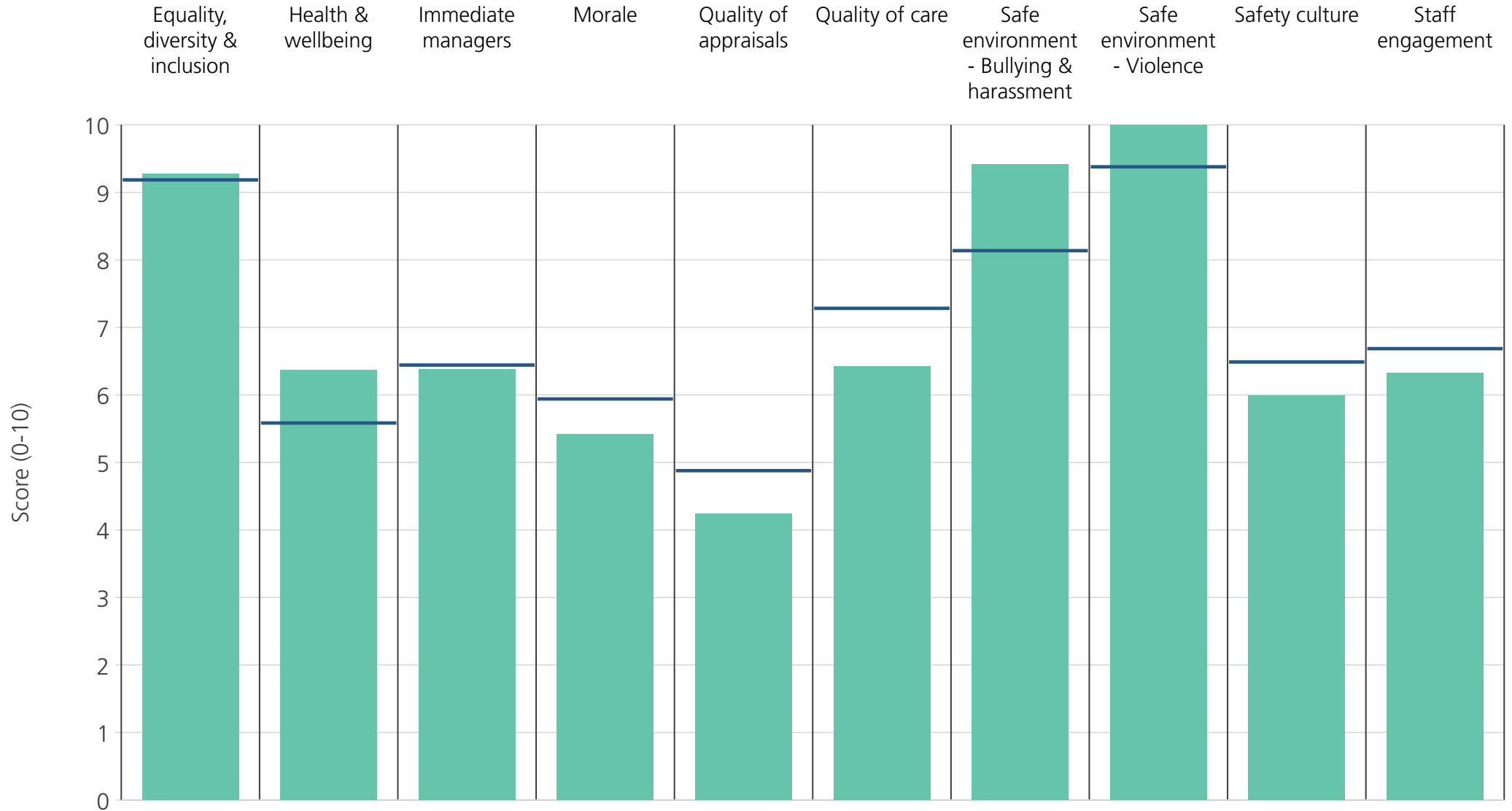
<b>Directorate</b>	9.3	5.7	6.3	5.7	4.6	6.8	9.1	9.9	6.0	6.5
<b>Your org</b>	9.2	5.6	6.4	5.9	4.9	7.3	8.1	9.4	6.5	6.7
<b>Responses</b>	46	46	46	46	34	24	46	46	44	46



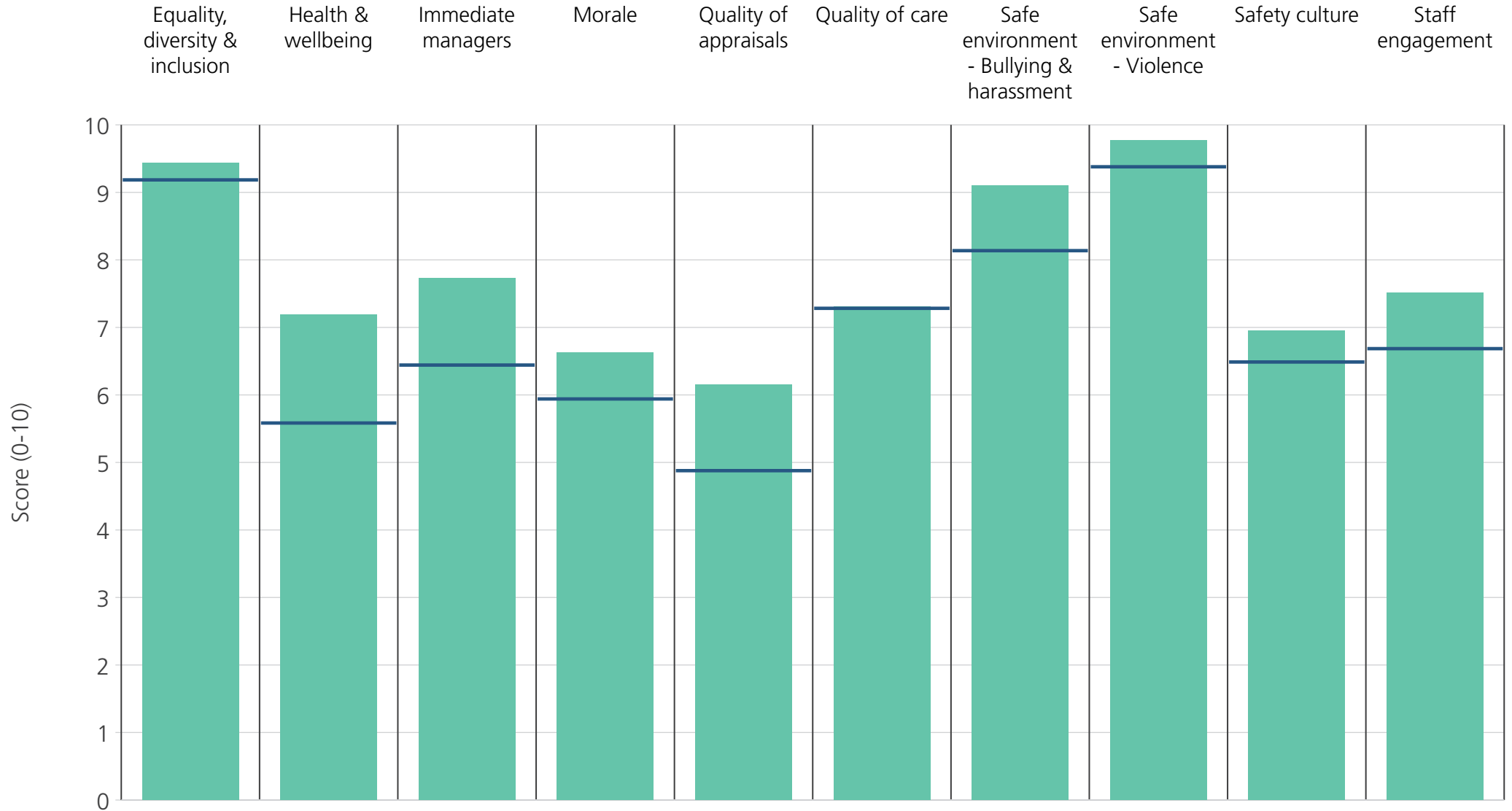
<b>Directorate</b>	9.5	5.7	6.5	6.4	5.8	7.0	7.9	8.5	6.8	7.3
<b>Your org</b>	9.2	5.6	6.4	5.9	4.9	7.3	8.1	9.4	6.5	6.7
<b>Responses</b>	61	61	61	60	45	62	61	61	61	62



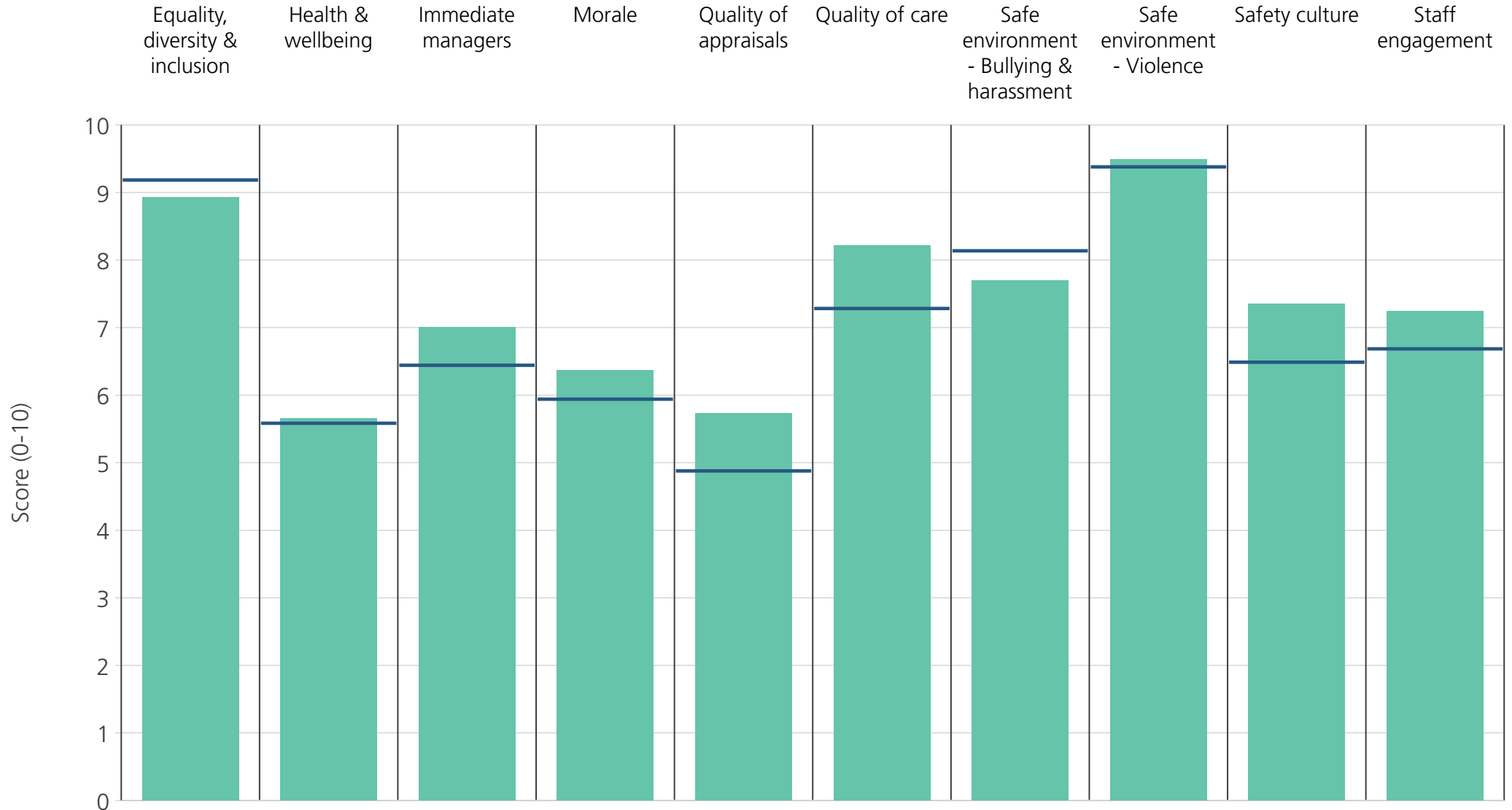
<b>Directorate</b>	9.1	5.0	6.6	5.8	4.5	7.1	7.9	9.9	6.7	6.5
<b>Your org</b>	9.2	5.6	6.4	5.9	4.9	7.3	8.1	9.4	6.5	6.7
<b>Responses</b>	53	54	53	53	48	46	51	53	54	53



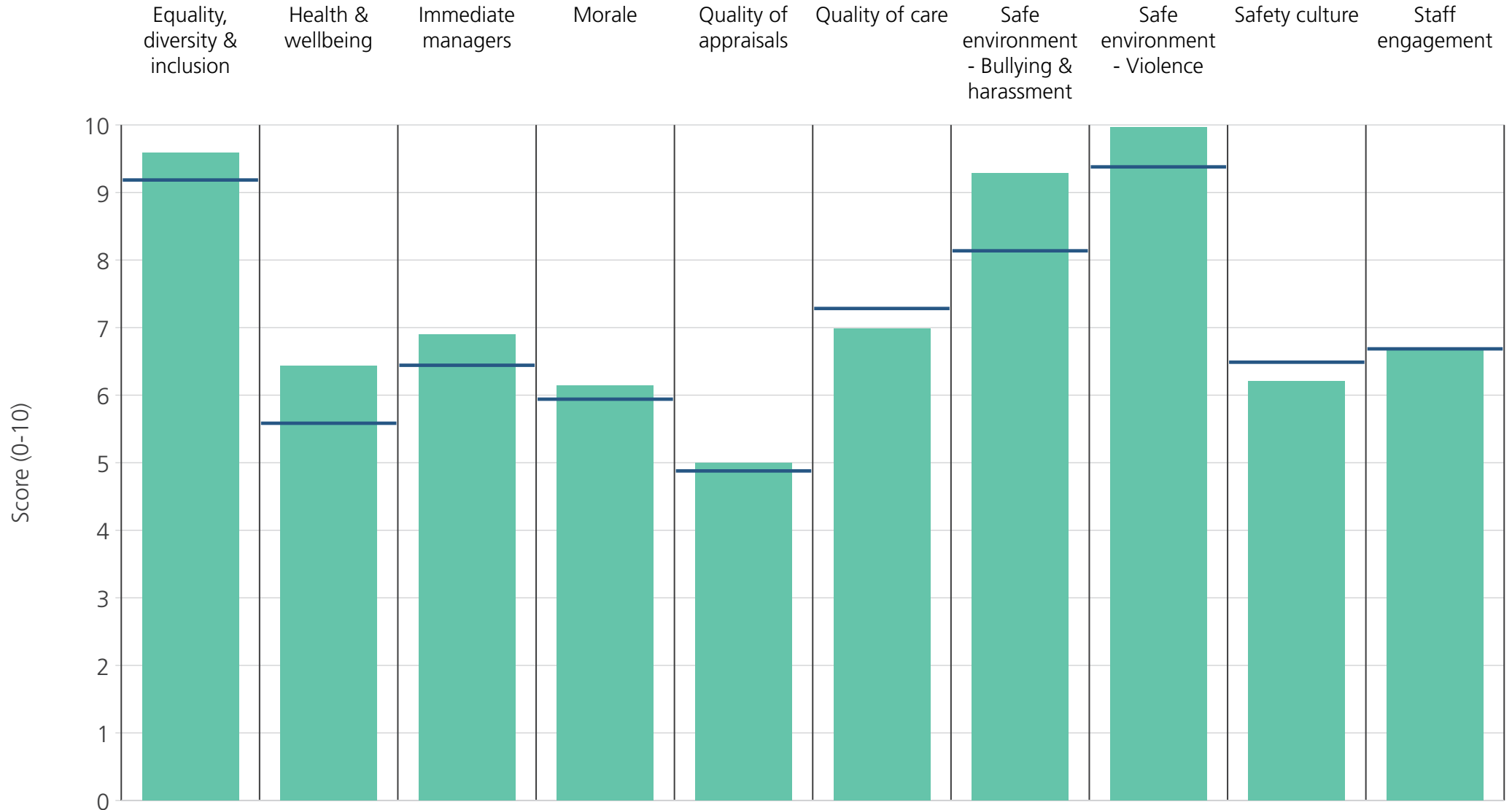
<b>Directorate</b>	9.3	6.4	6.4	5.4	4.2	6.4	9.4	10.0	6.0	6.3
<b>Your org</b>	9.2	5.6	6.4	5.9	4.9	7.3	8.1	9.4	6.5	6.7
<b>Responses</b>	87	88	88	86	74	27	86	86	87	88



<b>Directorate</b>	9.4	7.2	7.7	6.6	6.2	7.3	9.1	9.8	7.0	7.5
<b>Your org</b>	9.2	5.6	6.4	5.9	4.9	7.3	8.1	9.4	6.5	6.7
<b>Responses</b>	104	103	103	103	94	62	104	104	104	104

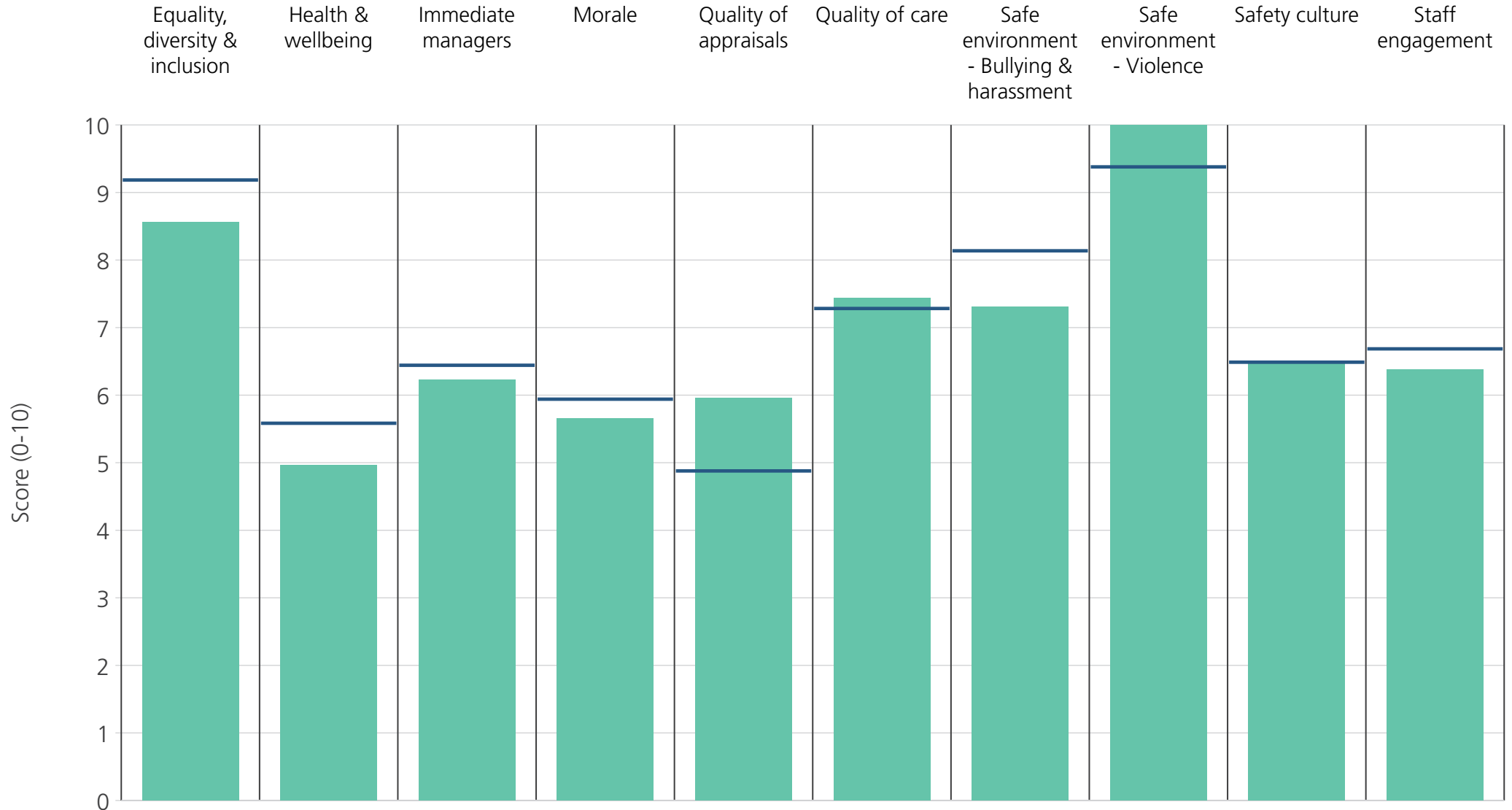


<b>Directorate</b>	8.9	5.7	7.0	6.4	5.7	8.2	7.7	9.5	7.3	7.2
<b>Your org</b>	9.2	5.6	6.4	5.9	4.9	7.3	8.1	9.4	6.5	6.7
<b>Responses</b>	39	38	40	39	34	41	39	39	39	42



<b>Directorate</b>	9.6	6.4	6.9	6.1	5.0	7.0	9.3	10.0	6.2	6.7
<b>Your org</b>	9.2	5.6	6.4	5.9	4.9	7.3	8.1	9.4	6.5	6.7
<b>Responses</b>	87	88	88	88	86	34	84	84	88	88





<b>Directorate</b>	8.6	5.0	6.2	5.7	6.0	7.4	7.3	10.0	6.5	6.4
<b>Your org</b>	9.2	5.6	6.4	5.9	4.9	7.3	8.1	9.4	6.5	6.7
<b>Responses</b>	43	44	44	42	30	43	44	43	43	47