

# Chelsea and Westminster Hospital NHS Foundation Trust

2018 NHS Staff Survey

**Directorate Report**

**Contents**

Introduction . . . . .	3
Themes – Directorates 1 . . . . .	4
CW COR . . . . .	5
CW EIC . . . . .	6
CW PDC . . . . .	7
CW WCH . . . . .	8
WM COR . . . . .	9
WM EIC . . . . .	10
WM PDC . . . . .	11
WM WCH . . . . .	12
Themes – Directorates 2 . . . . .	13
CW . . . . .	14
WM . . . . .	15

This directorate report for Chelsea and Westminster Hospital NHS Foundation Trust contains results by directorate for themes from the 2018 NHS Staff Survey. These results are compared to the unweighted average for your organisation.

**Please note:** It is possible that there are differences between the 'Your org' scores reported in this directorate report and those in the benchmark report. This is because the results in the benchmark report are weighted to allow for fair comparisons between organisations of a similar type. However, in this report comparisons are made within your organisation so the unweighted organisation result is a more appropriate point of comparison.

The directorate breakdowns used in this report were provided and defined by Chelsea and Westminster Hospital NHS Foundation Trust. Details of how the theme scores were calculated are included in the Technical Document, available to download from our [results website](#).

## Key features

Breakdown type and **directorate name** are specified in the header. Black text in the header is hyperlinked: clicking on '2018 NHS Staff Survey Results' navigates back to the contents page.

Directorate results are presented in the context of the (unweighted) **organisation average ('Your org')**, so it is easy to tell if a directorate is performing better or worse than the organisation average. For all themes, a higher score is a better result than a lower score.

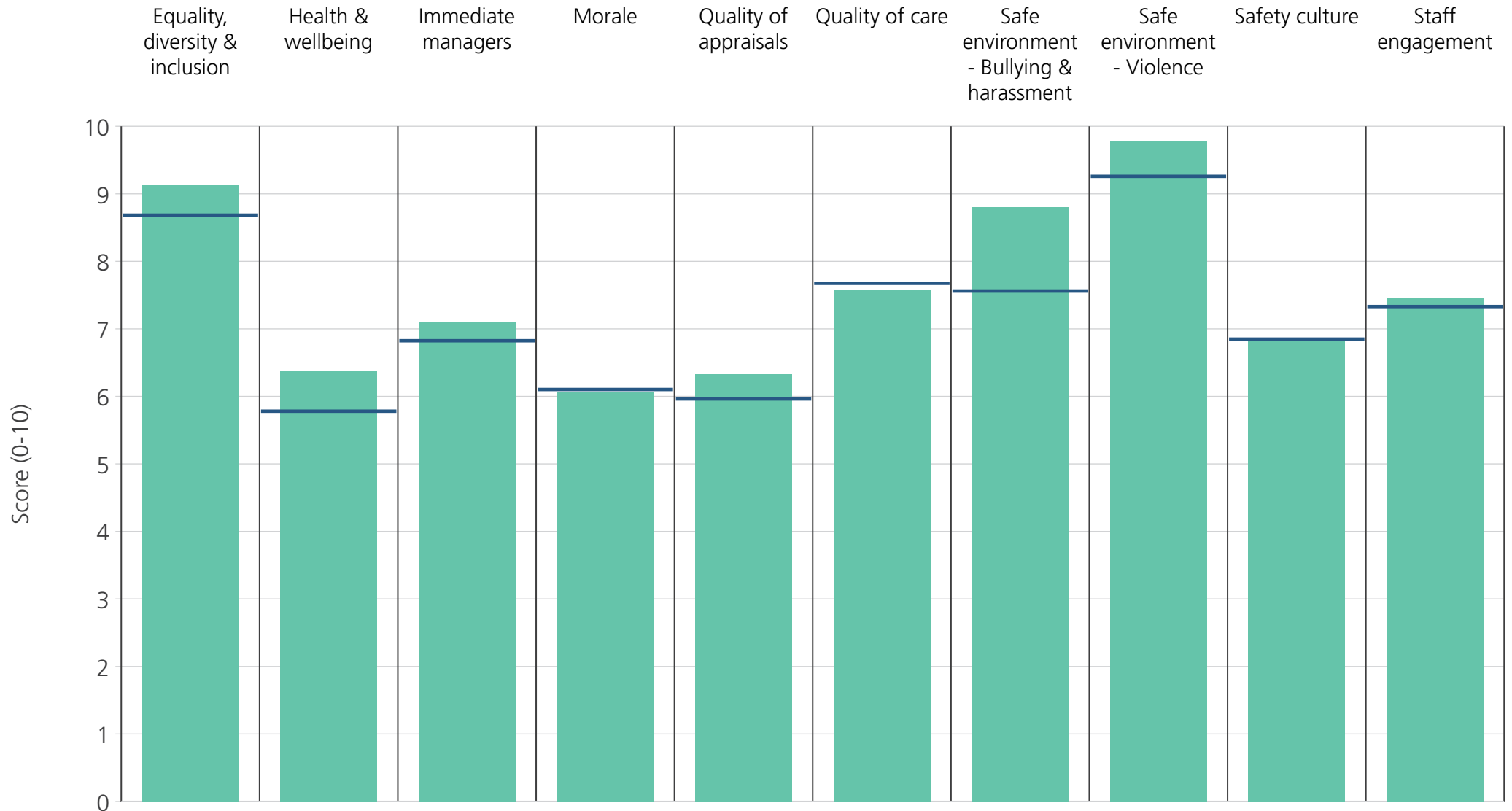
The **number of responses** feeding into each theme score **for the given directorate** is specified below the table containing the directorate and trust scores.



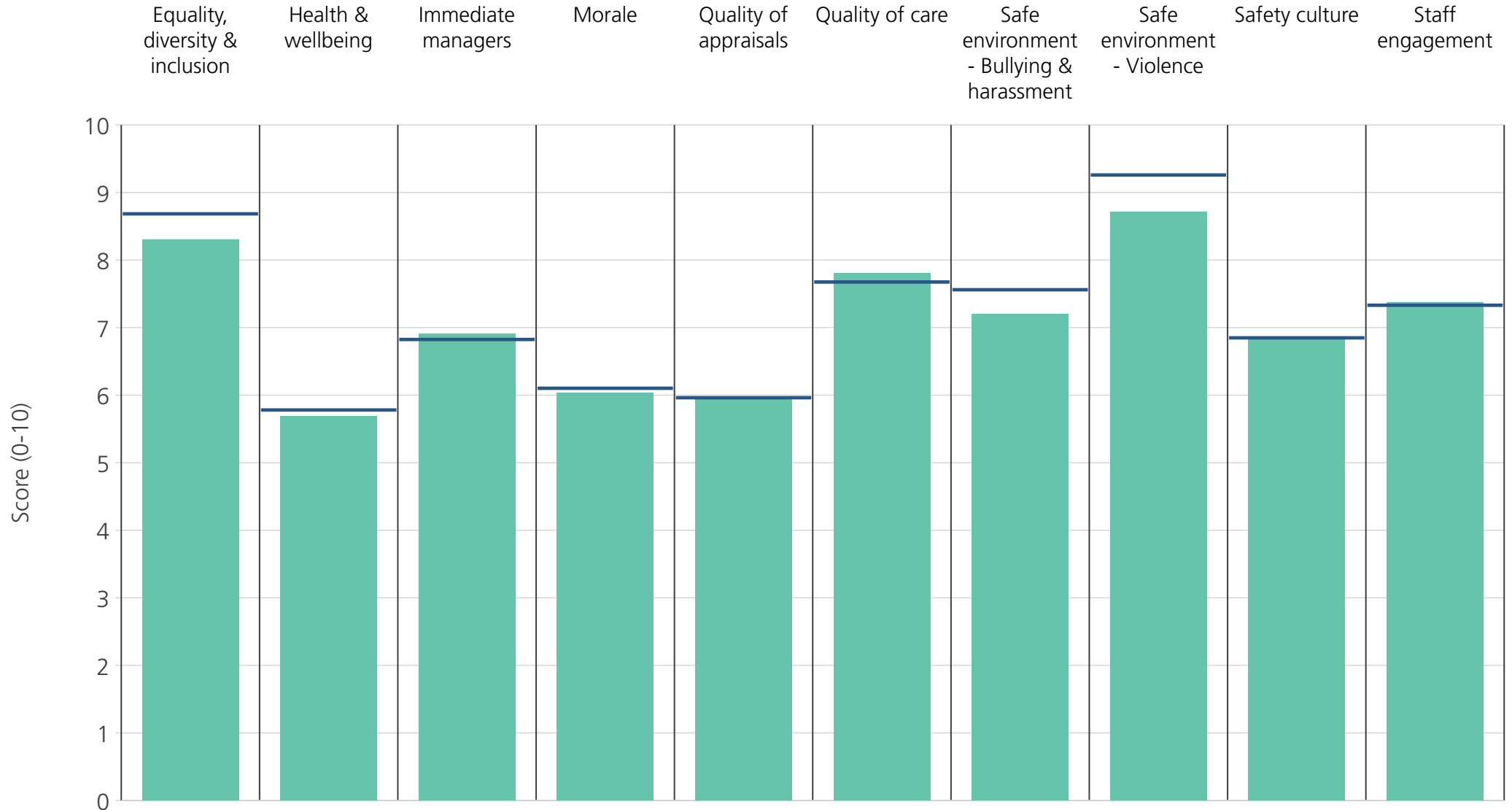
**! Note:** when there are less than 11 responses in a group, results are suppressed to protect staff confidentiality

# Directorates 1

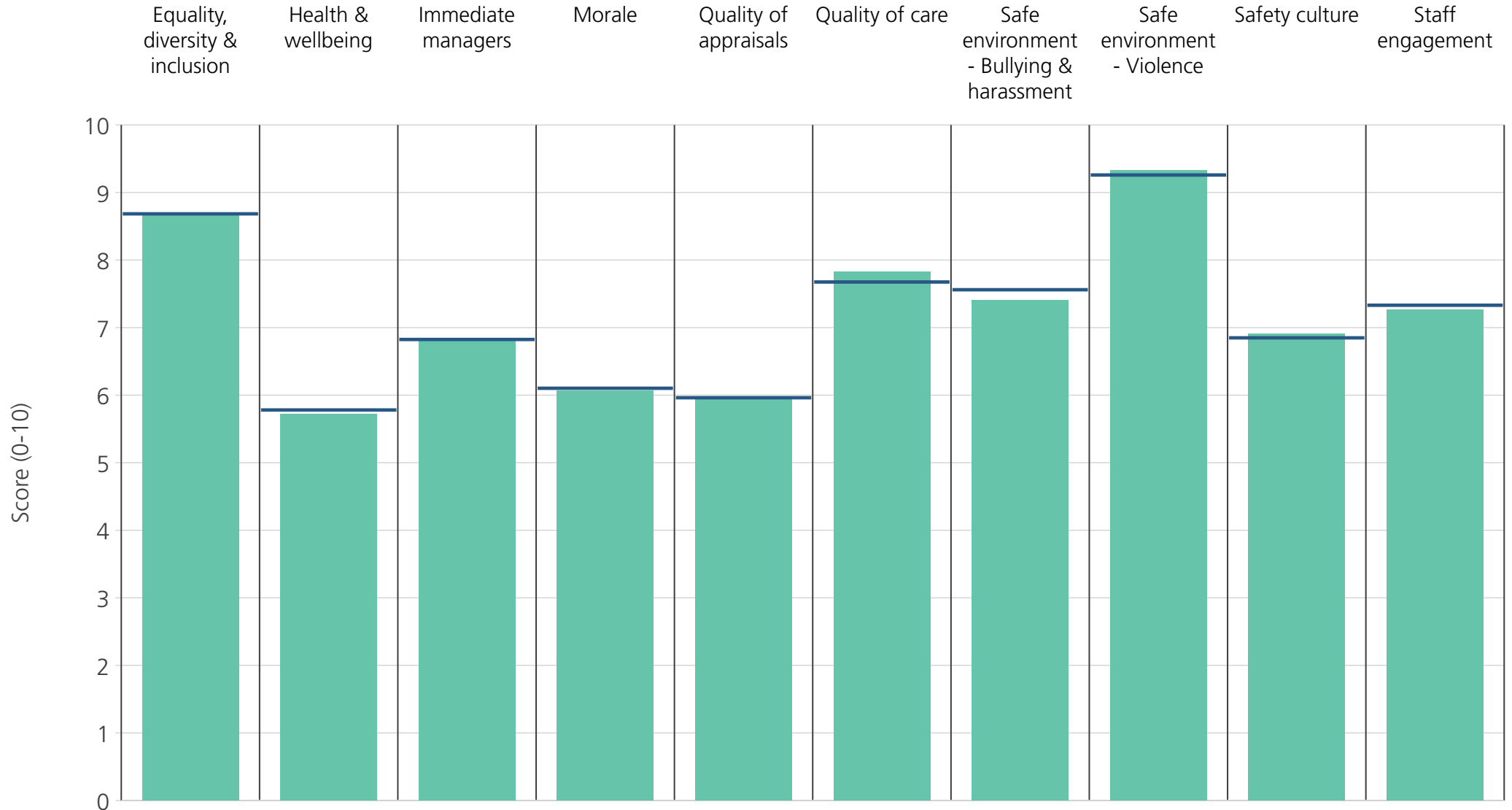
Chelsea and Westminster Hospital NHS Foundation Trust  
2018 NHS Staff Survey Results



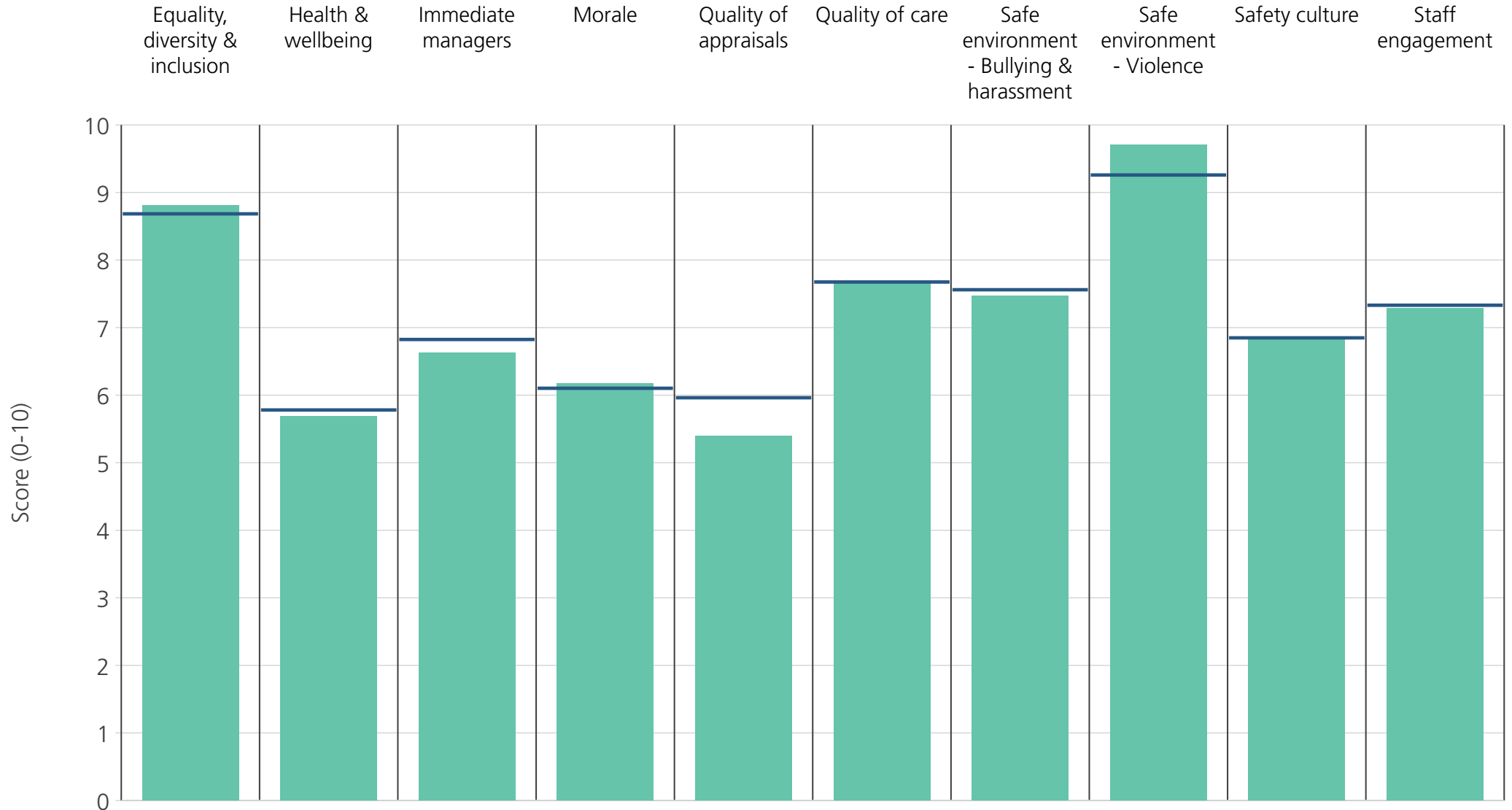
<b>Directorate</b>	9.1	6.4	7.1	6.0	6.3	7.6	8.8	9.8	6.9	7.5
<b>Your org</b>	8.7	5.8	6.8	6.1	6.0	7.7	7.6	9.3	6.8	7.3
<b>Responses</b>	317	317	318	315	252	216	314	317	316	318



<b>Directorate</b>	8.3	5.7	6.9	6.0	5.9	7.8	7.2	8.7	6.8	7.4
<b>Your org</b>	8.7	5.8	6.8	6.1	6.0	7.7	7.6	9.3	6.8	7.3
<b>Responses</b>	327	334	332	332	280	328	326	329	332	334

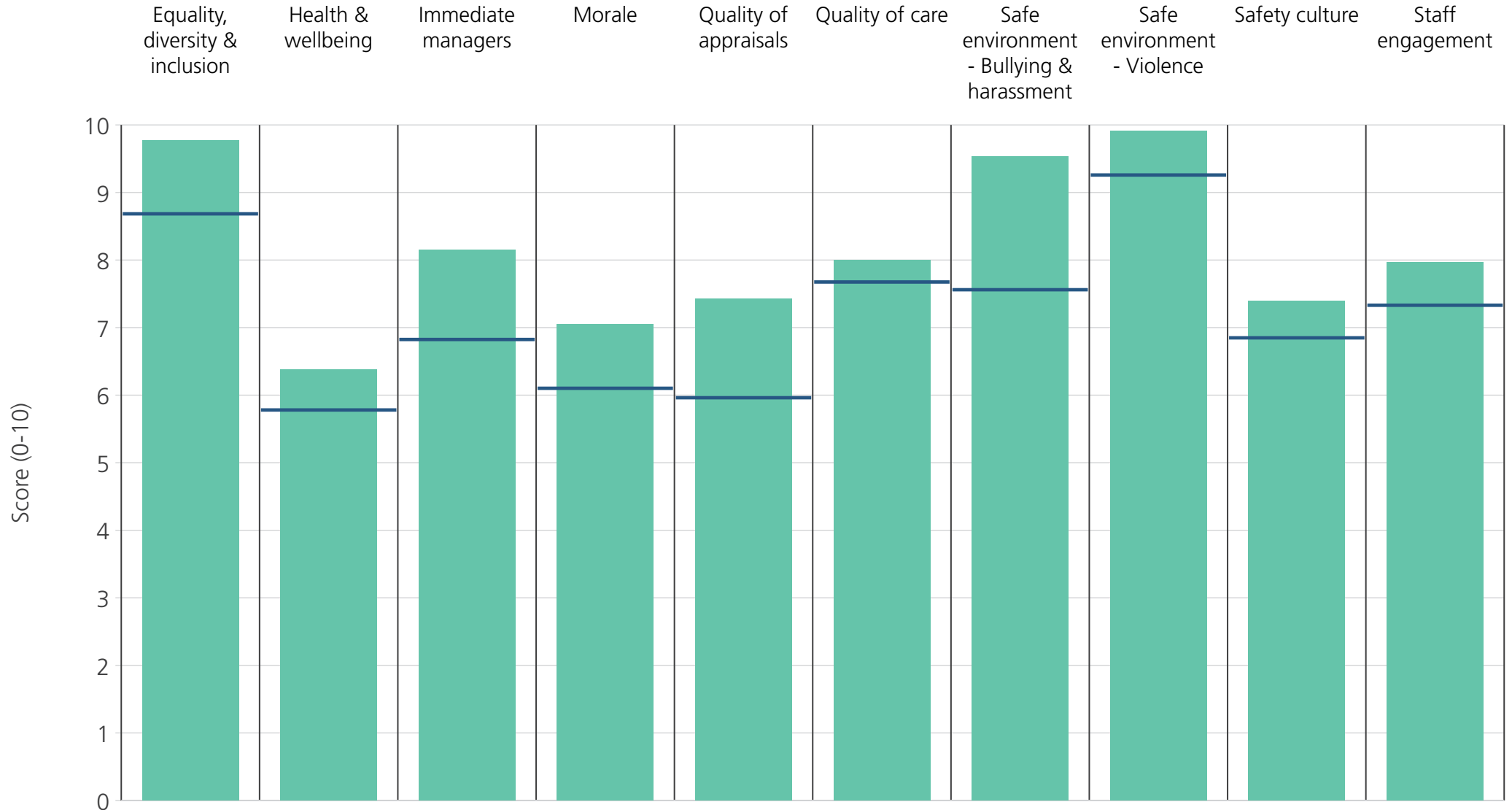


<b>Directorate</b>	8.7	5.7	6.8	6.1	6.0	7.8	7.4	9.3	6.9	7.3
<b>Your org</b>	8.7	5.8	6.8	6.1	6.0	7.7	7.6	9.3	6.8	7.3
<b>Responses</b>	448	452	452	451	384	431	449	448	452	453

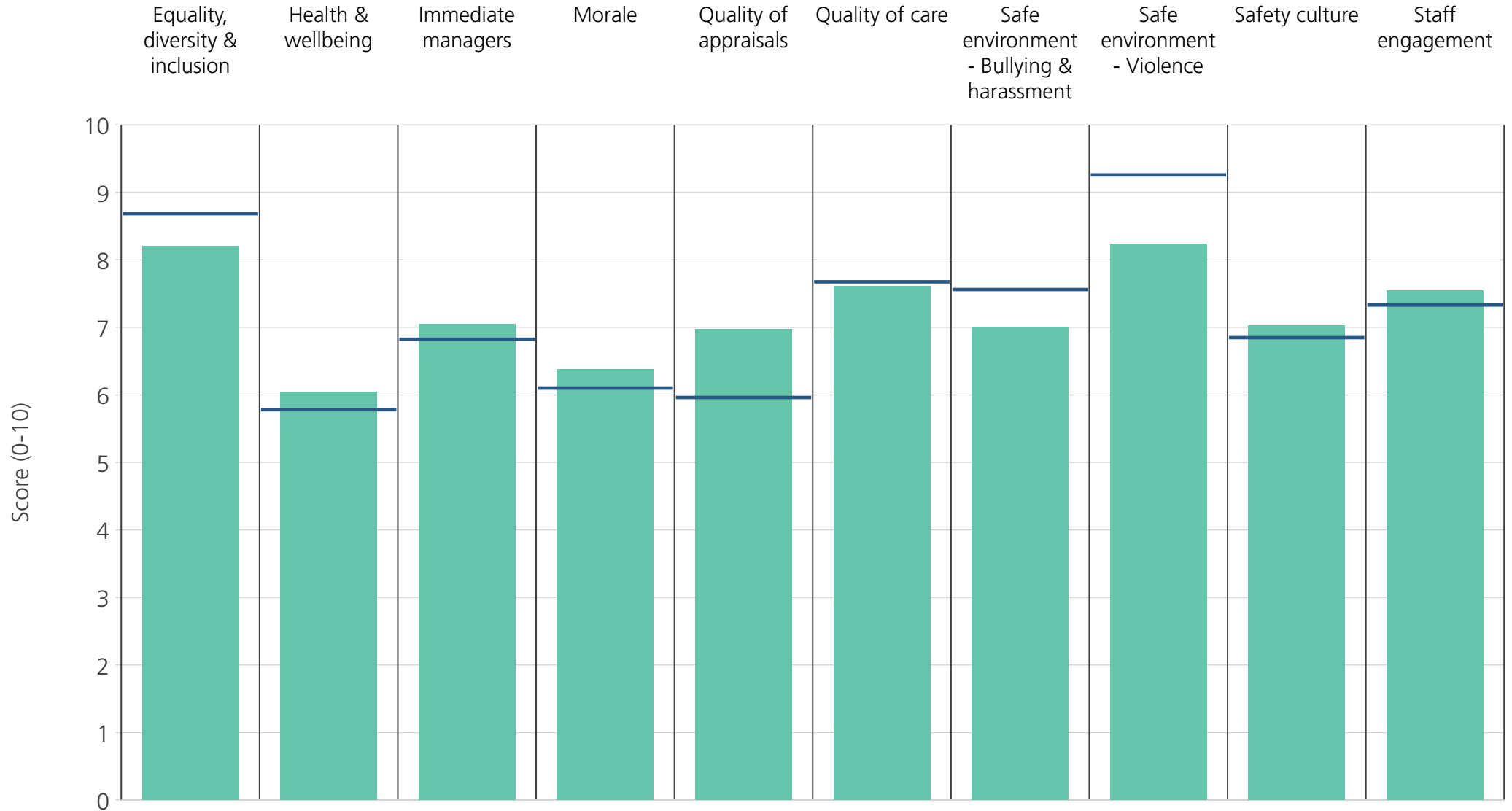


<b>Directorate</b>	8.8	5.7	6.6	6.2	5.4	7.7	7.5	9.7	6.9	7.3
<b>Your org</b>	8.7	5.8	6.8	6.1	6.0	7.7	7.6	9.3	6.8	7.3
<b>Responses</b>	455	458	459	453	385	450	458	458	455	459

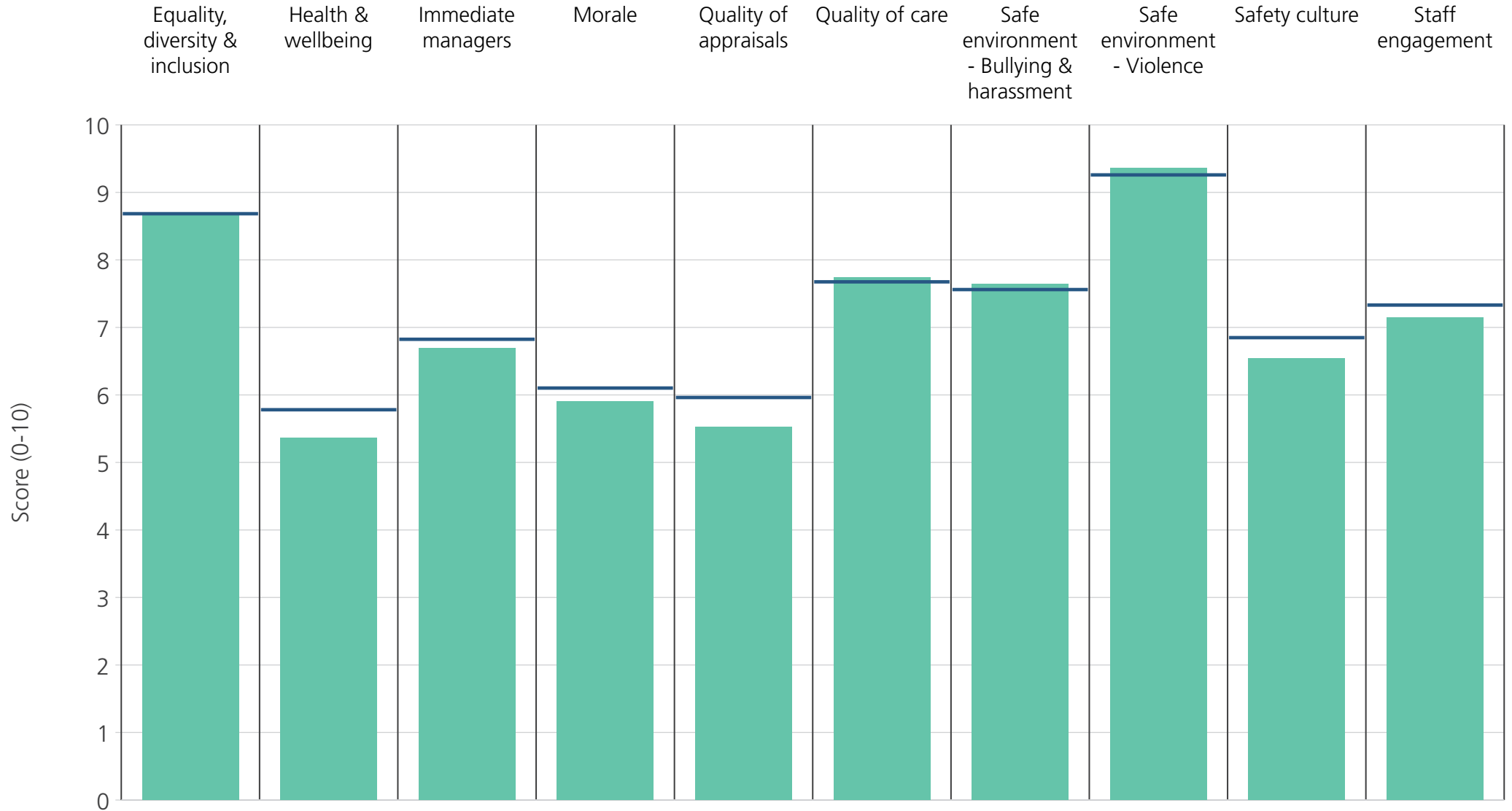




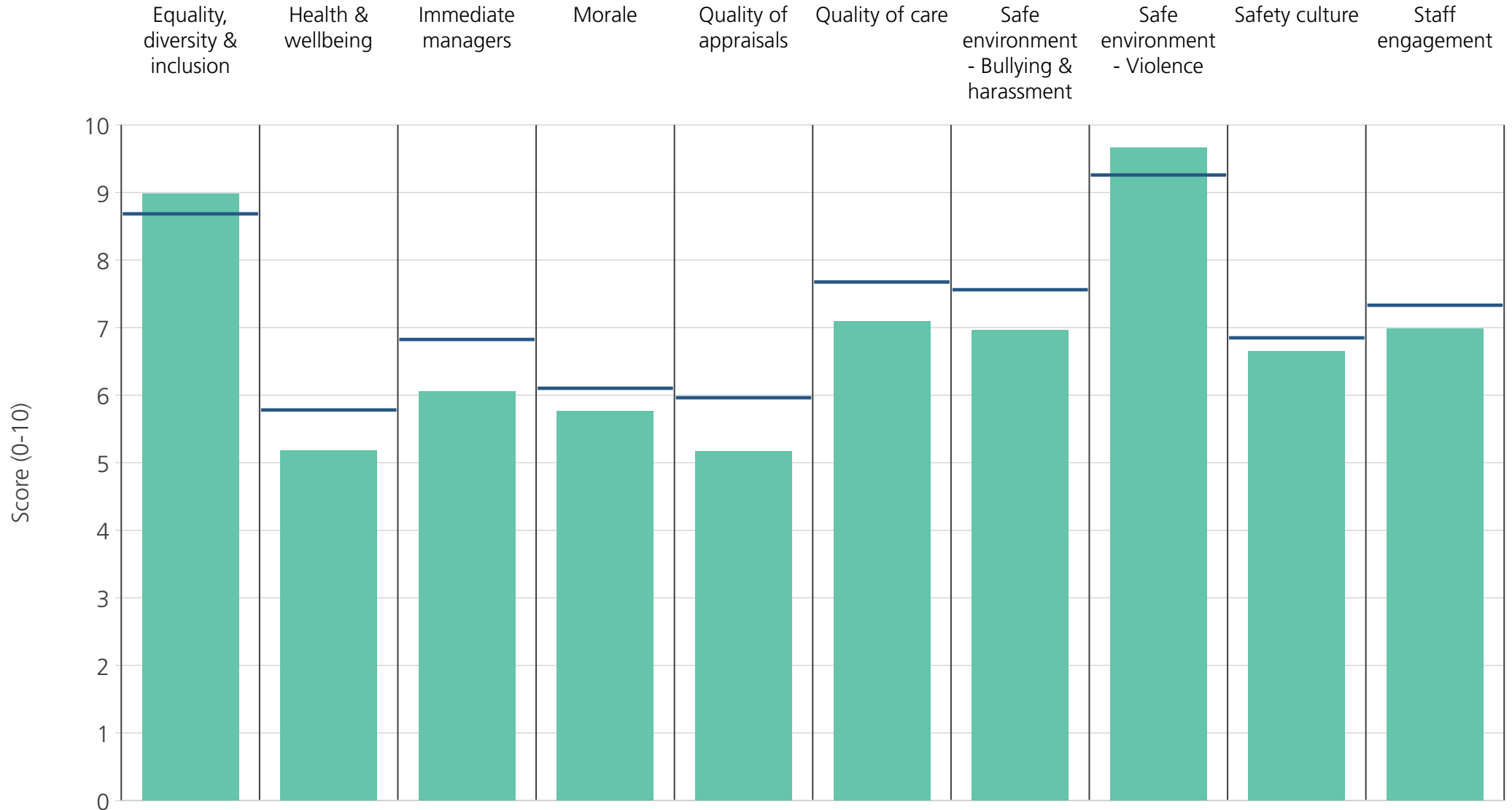
<b>Directorate</b>	9.8	6.4	8.2	7.1	7.4	8.0	9.5	9.9	7.4	8.0
<b>Your org</b>	8.7	5.8	6.8	6.1	6.0	7.7	7.6	9.3	6.8	7.3
<b>Responses</b>	36	36	36	35	33	21	36	36	36	36



<b>Directorate</b>	8.2	6.0	7.0	6.4	7.0	7.6	7.0	8.2	7.0	7.5
<b>Your org</b>	8.7	5.8	6.8	6.1	6.0	7.7	7.6	9.3	6.8	7.3
<b>Responses</b>	306	316	316	317	275	312	311	312	317	317



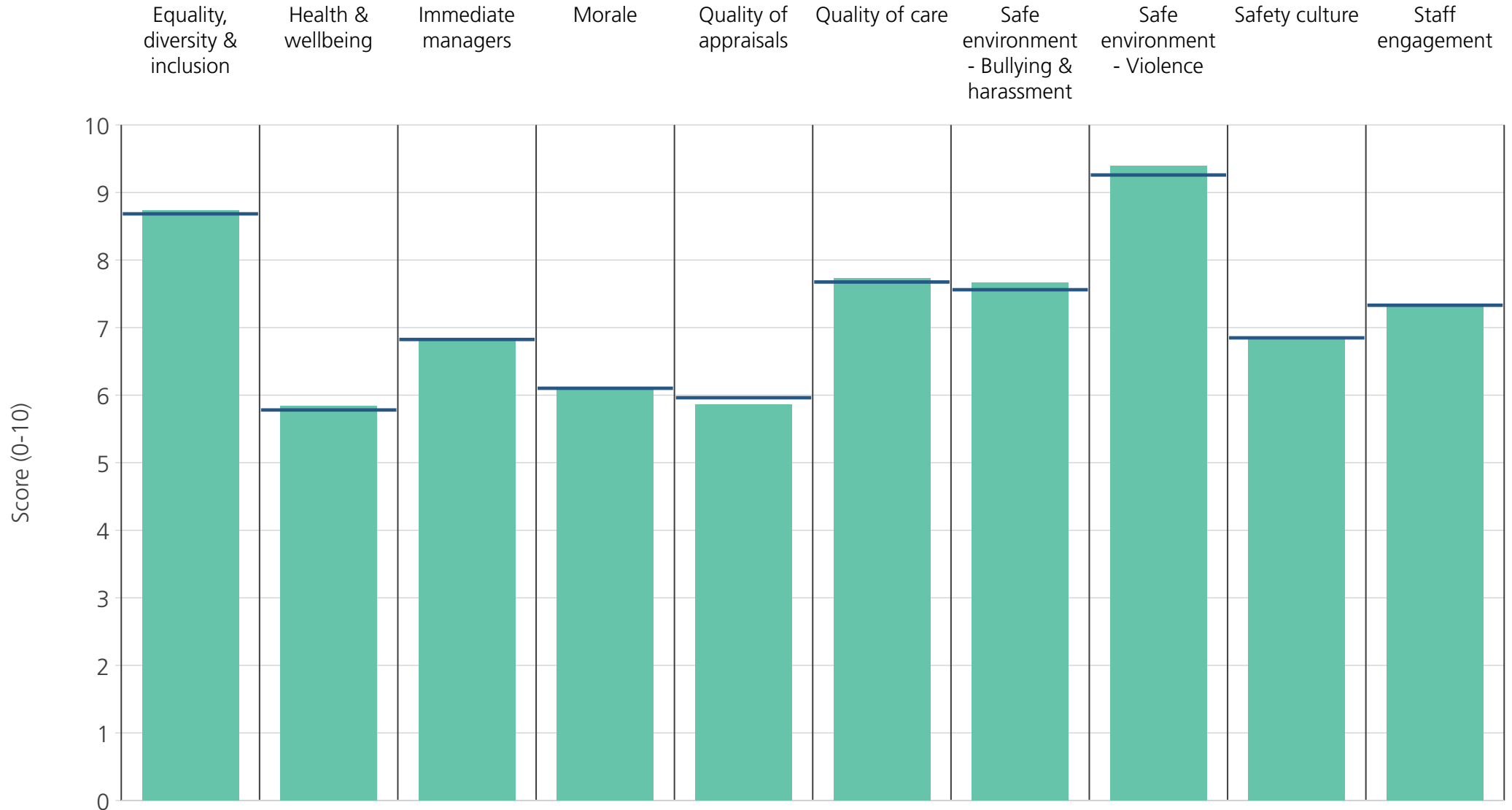
<b>Directorate</b>	8.7	5.4	6.7	5.9	5.5	7.7	7.6	9.4	6.5	7.1
<b>Your org</b>	8.7	5.8	6.8	6.1	6.0	7.7	7.6	9.3	6.8	7.3
<b>Responses</b>	260	261	261	258	231	248	259	261	262	262



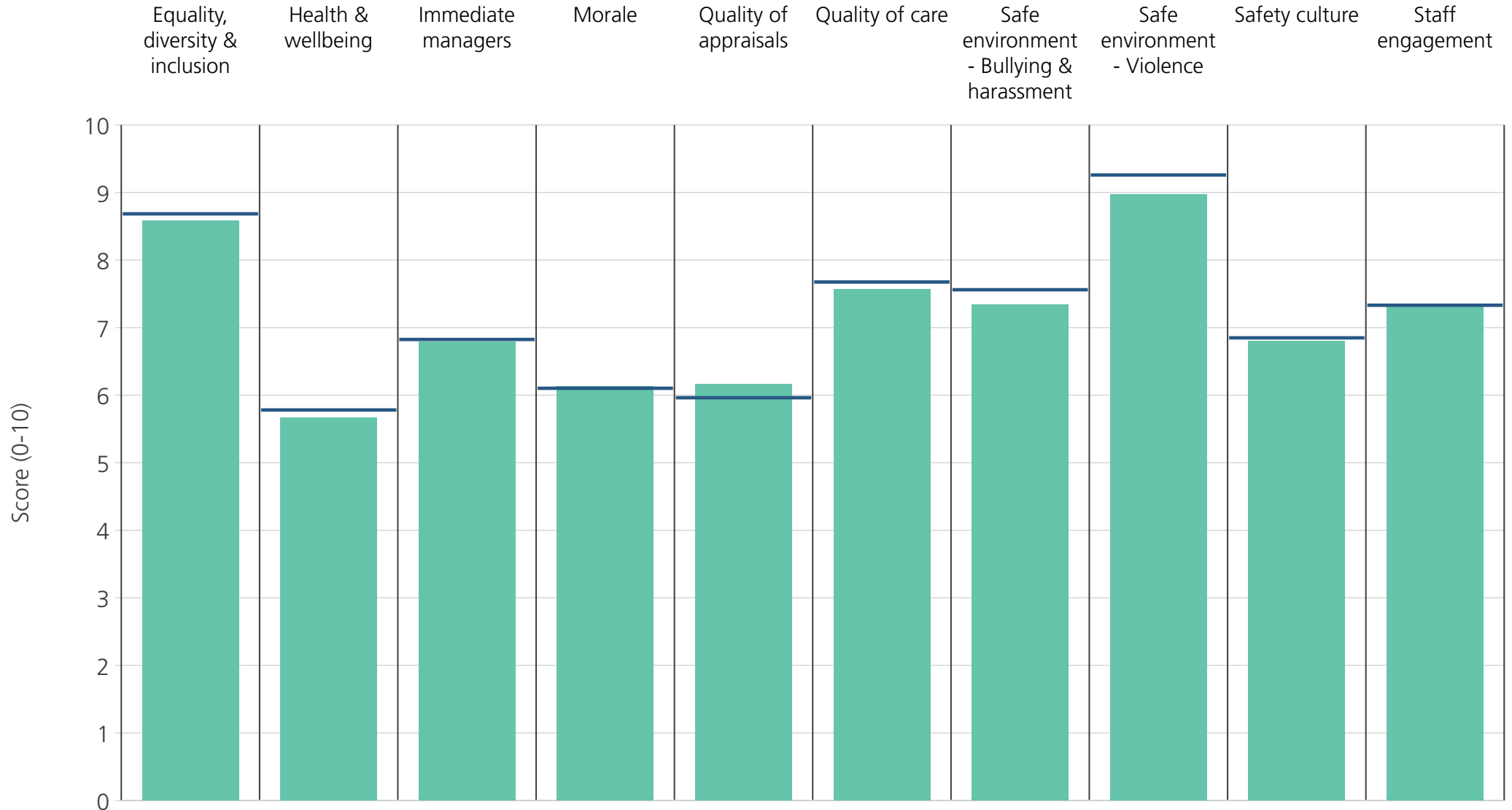
<b>Directorate</b>	9.0	5.2	6.0	5.8	5.2	7.1	7.0	9.7	6.6	7.0
<b>Your org</b>	8.7	5.8	6.8	6.1	6.0	7.7	7.6	9.3	6.8	7.3
<b>Responses</b>	138	139	137	133	122	135	137	137	139	138

# Directorates 2

Chelsea and Westminster Hospital NHS Foundation Trust  
2018 NHS Staff Survey Results



<b>Directorate</b>	8.7	5.8	6.8	6.1	5.9	7.7	7.7	9.4	6.9	7.3
<b>Your org</b>	8.7	5.8	6.8	6.1	6.0	7.7	7.6	9.3	6.8	7.3
<b>Responses</b>	1547	1561	1561	1551	1301	1425	1547	1552	1555	1564



<b>Directorate</b>	8.6	5.7	6.8	6.1	6.2	7.6	7.3	9.0	6.8	7.3
<b>Your org</b>	8.7	5.8	6.8	6.1	6.0	7.7	7.6	9.3	6.8	7.3
<b>Responses</b>	740	752	750	743	661	716	743	746	754	753