

# Central and North West London NHS Foundation Trust

2018 NHS Staff Survey

**Directorate Report**

**Contents**

Introduction . . . . .	3	Director of People & OD . . . . .	26
Themes – Directorates 1 . . . . .	4	Corp Medical Director . . . . .	27
Goodall Division . . . . .	5	Addictions . . . . .	28
Diggory Division . . . . .	6	Corp Director of Quality & Nursing . . . . .	29
Jameson Division . . . . .	7	Learning Disabilities . . . . .	30
Executive Directorates HQ . . . . .	8	Community Independence Service . . . . .	31
Grenfell Service . . . . .	9	Grenfell Service . . . . .	32
Themes – Directorates 2 . . . . .	10	Corp Chief Finance Officer . . . . .	33
Hillingdon Community Health . . . . .	11	Corp Information Technology . . . . .	34
Milton Keynes Community Services . . . . .	12		
Camden Community Health . . . . .	13		
Kensington & Chelsea Borough . . . . .	14		
Westminster Borough . . . . .	15		
Milton Keynes Mental Health . . . . .	16		
CAMHS & Eating Disorders . . . . .	17		
Offender Care . . . . .	18		
Rehabilitation . . . . .	19		
Sexual Health . . . . .	20		
Hillingdon Mental Health . . . . .	21		
Harrow Borough . . . . .	22		
IAPT . . . . .	23		
Brent Borough . . . . .	24		
OTHER . . . . .	25		

This directorate report for Central and North West London NHS Foundation Trust contains results by directorate for themes from the 2018 NHS Staff Survey. These results are compared to the unweighted average for your organisation.

**Please note:** It is possible that there are differences between the 'Your org' scores reported in this directorate report and those in the benchmark report. This is because the results in the benchmark report are weighted to allow for fair comparisons between organisations of a similar type. However, in this report comparisons are made within your organisation so the unweighted organisation result is a more appropriate point of comparison.

The directorate breakdowns used in this report were provided and defined by Central and North West London NHS Foundation Trust. Details of how the theme scores were calculated are included in the Technical Document, available to download from our [results website](#).

## Key features

Breakdown type and **directorate name** are specified in the header. Black text in the header is hyperlinked: clicking on '2018 NHS Staff Survey Results' navigates back to the contents page.

Directorate results are presented in the context of the (unweighted) **organisation average ('Your org')**, so it is easy to tell if a directorate is performing better or worse than the organisation average. For all themes, a higher score is a better result than a lower score.

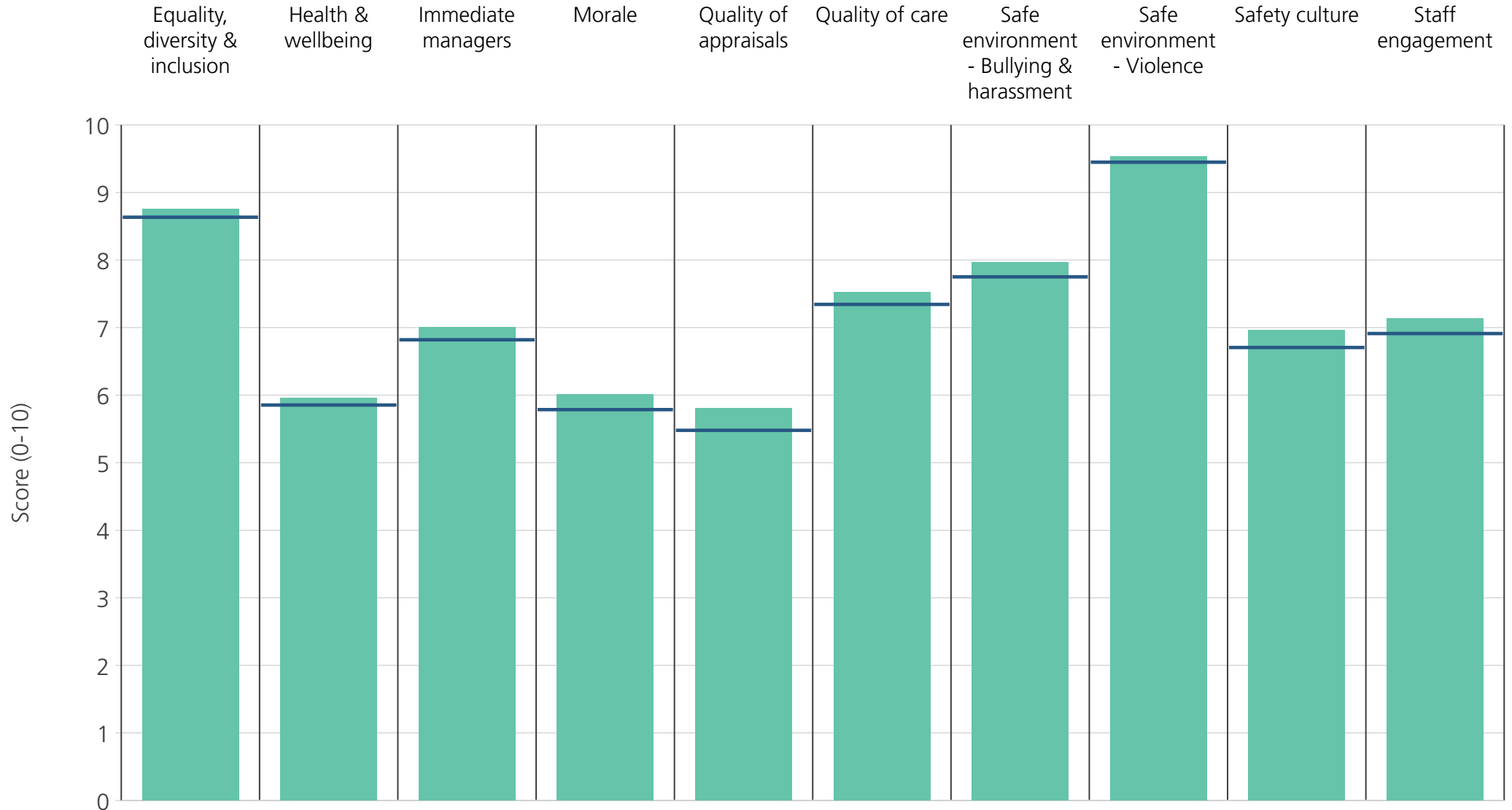
The **number of responses** feeding into each theme score **for the given directorate** is specified below the table containing the directorate and trust scores.



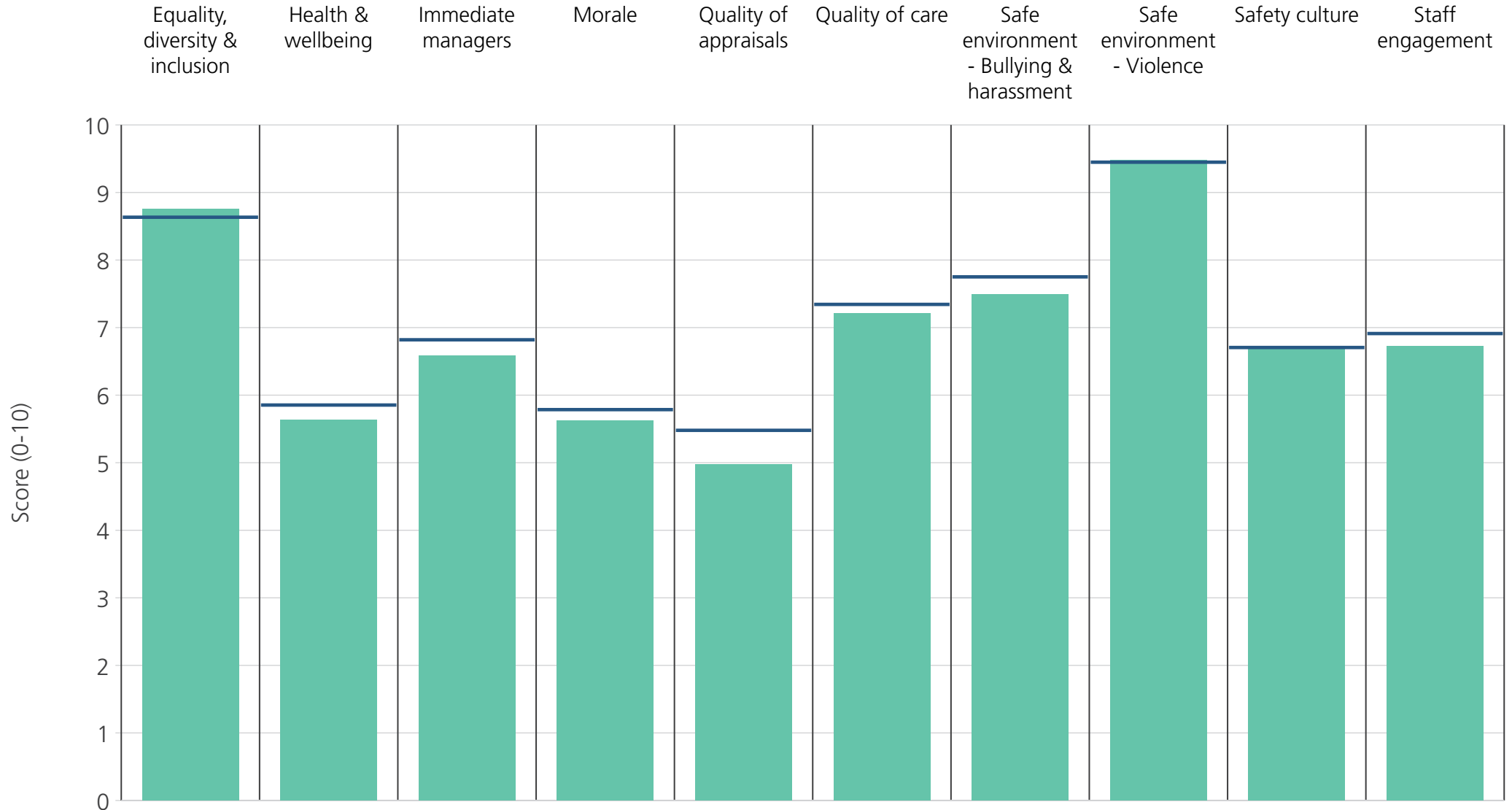
**! Note:** when there are less than 11 responses in a group, results are suppressed to protect staff confidentiality

# Directorates 1

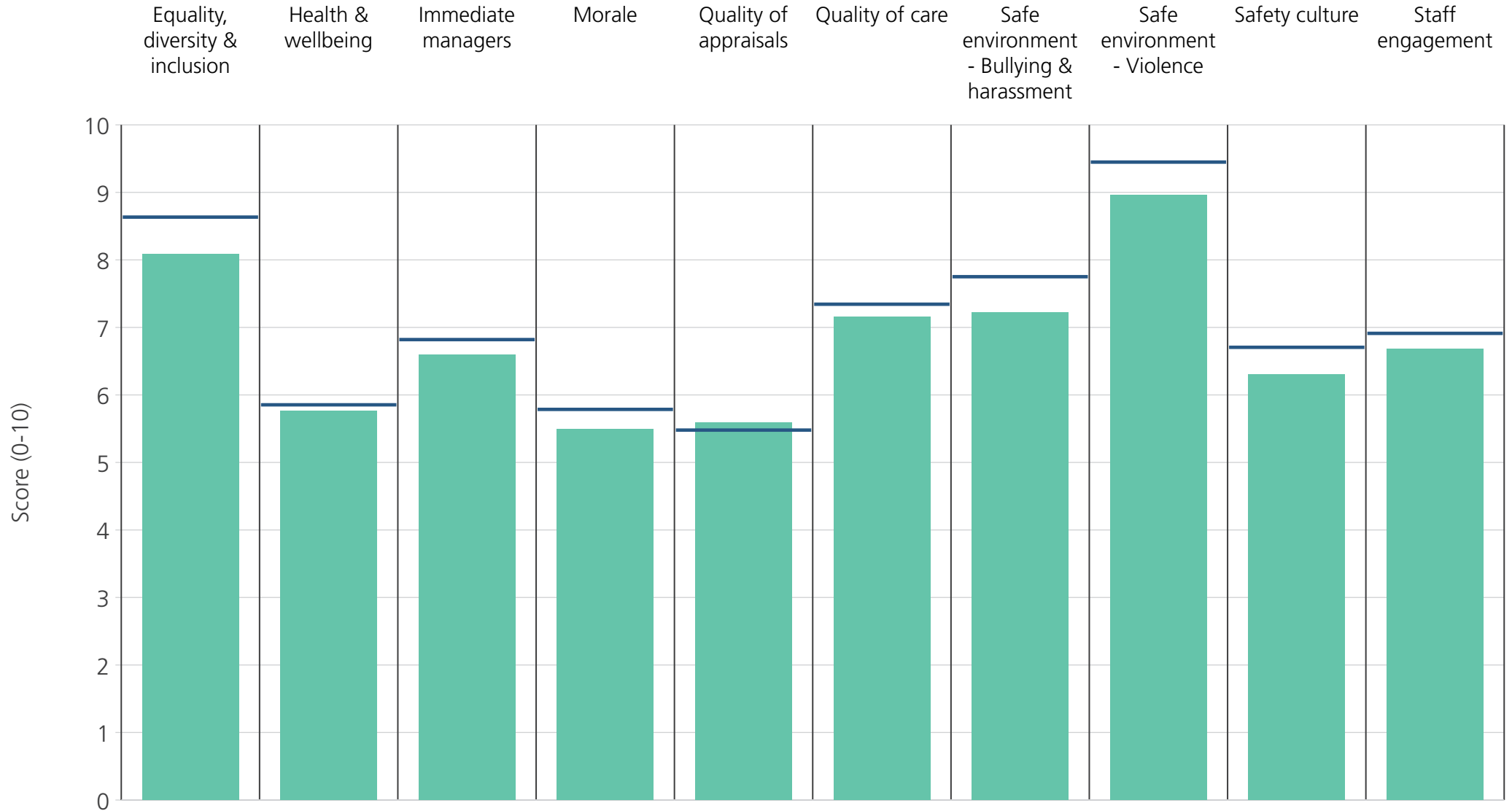
Central and North West London NHS Foundation Trust  
2018 NHS Staff Survey Results



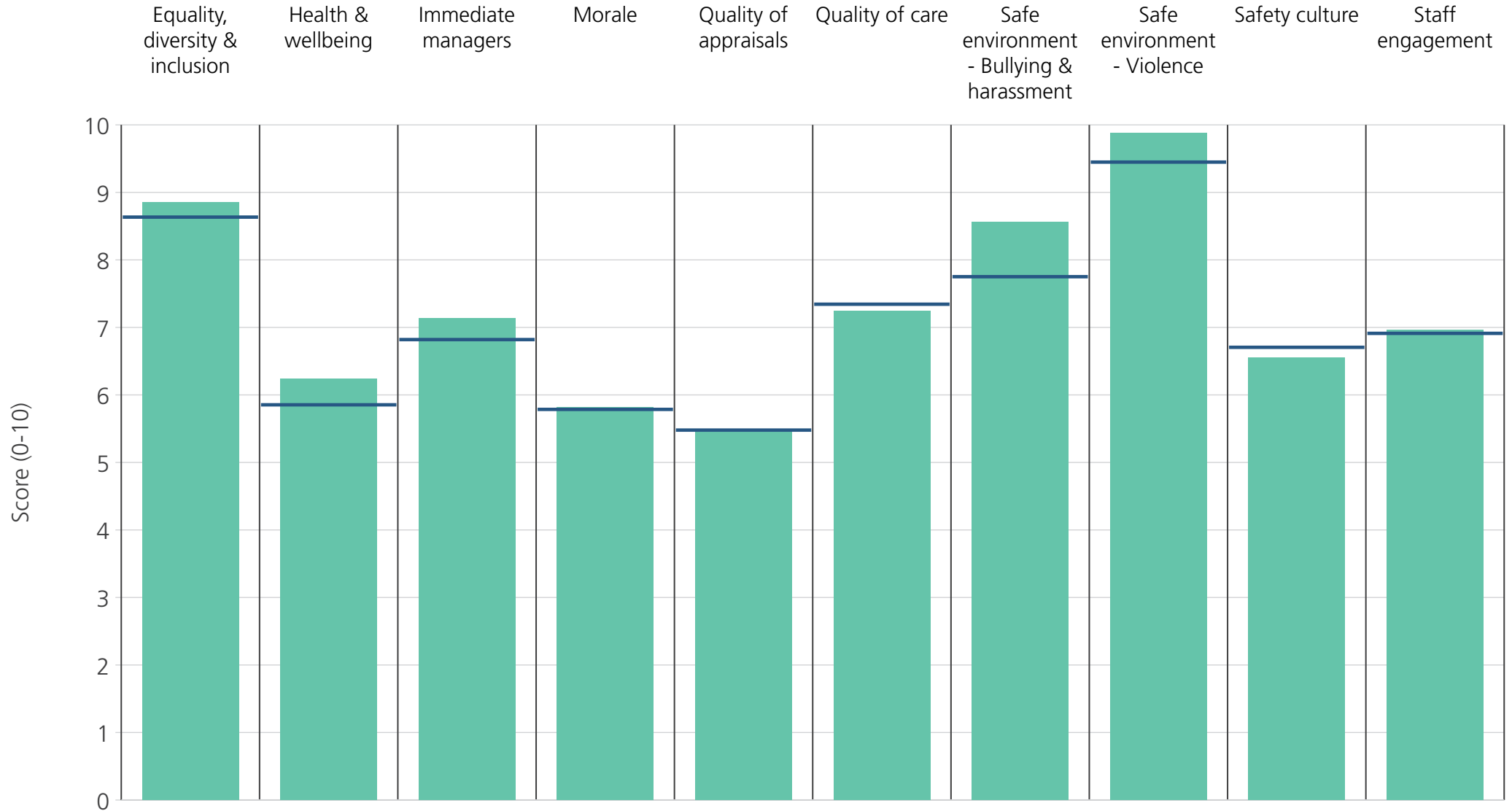
<b>Directorate</b>	8.8	6.0	7.0	6.0	5.8	7.5	8.0	9.5	7.0	7.1
<b>Your org</b>	8.6	5.9	6.8	5.8	5.5	7.3	7.8	9.4	6.7	6.9
<b>Responses</b>	1168	1185	1191	1152	1027	1136	1161	1160	1169	1209



<b>Directorate</b>	8.8	5.6	6.6	5.6	5.0	7.2	7.5	9.5	6.7	6.7
<b>Your org</b>	8.6	5.9	6.8	5.8	5.5	7.3	7.8	9.4	6.7	6.9
<b>Responses</b>	835	843	849	826	709	798	824	821	832	868

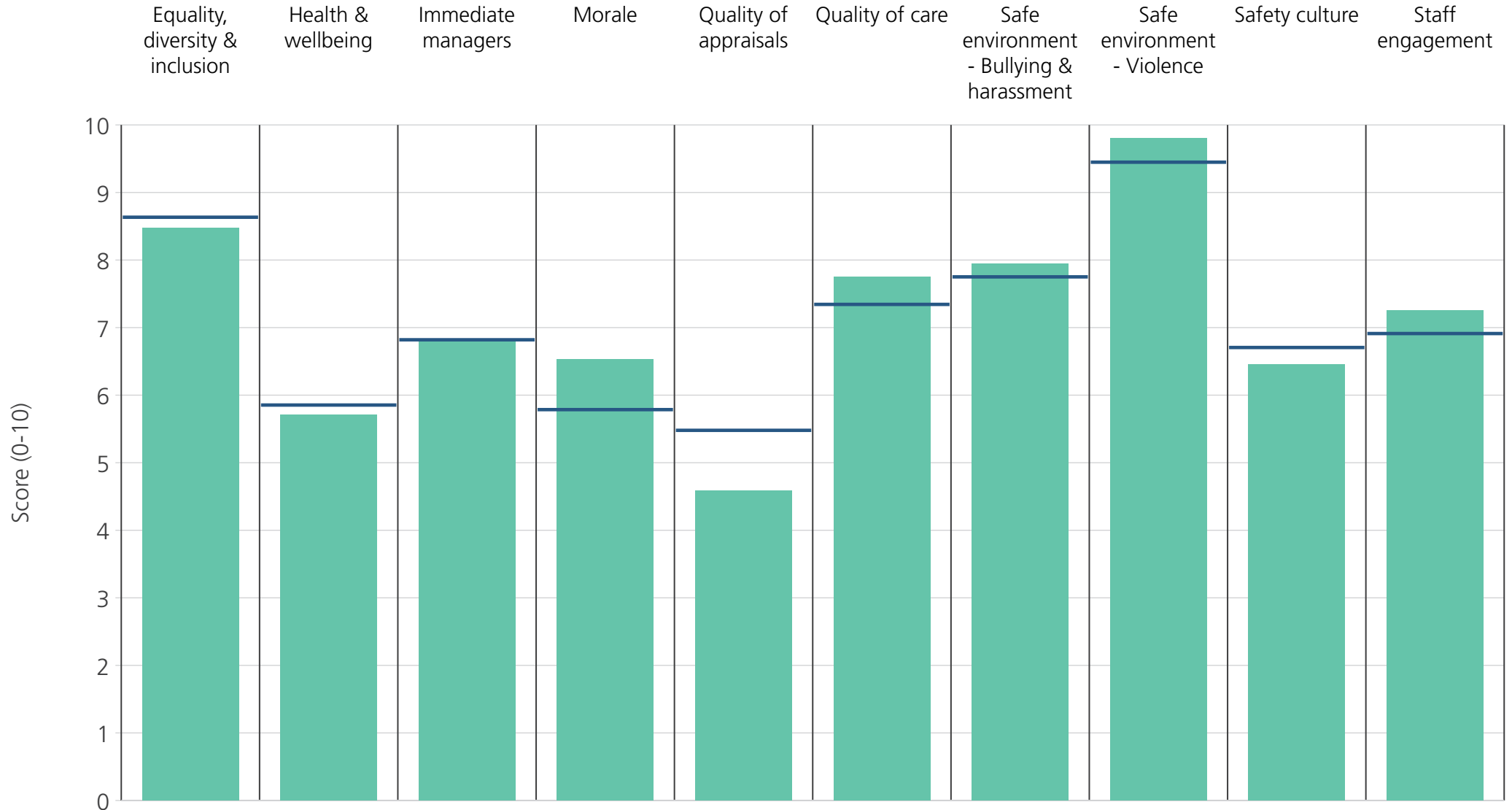


<b>Directorate</b>	8.1	5.8	6.6	5.5	5.6	7.2	7.2	9.0	6.3	6.7
<b>Your org</b>	8.6	5.9	6.8	5.8	5.5	7.3	7.8	9.4	6.7	6.9
<b>Responses</b>	548	557	557	540	444	525	539	534	551	571



<b>Directorate</b>	8.8	6.2	7.1	5.8	5.5	7.2	8.6	9.9	6.5	7.0
<b>Your org</b>	8.6	5.9	6.8	5.8	5.5	7.3	7.8	9.4	6.7	6.9
<b>Responses</b>	305	309	309	307	242	143	298	298	304	314

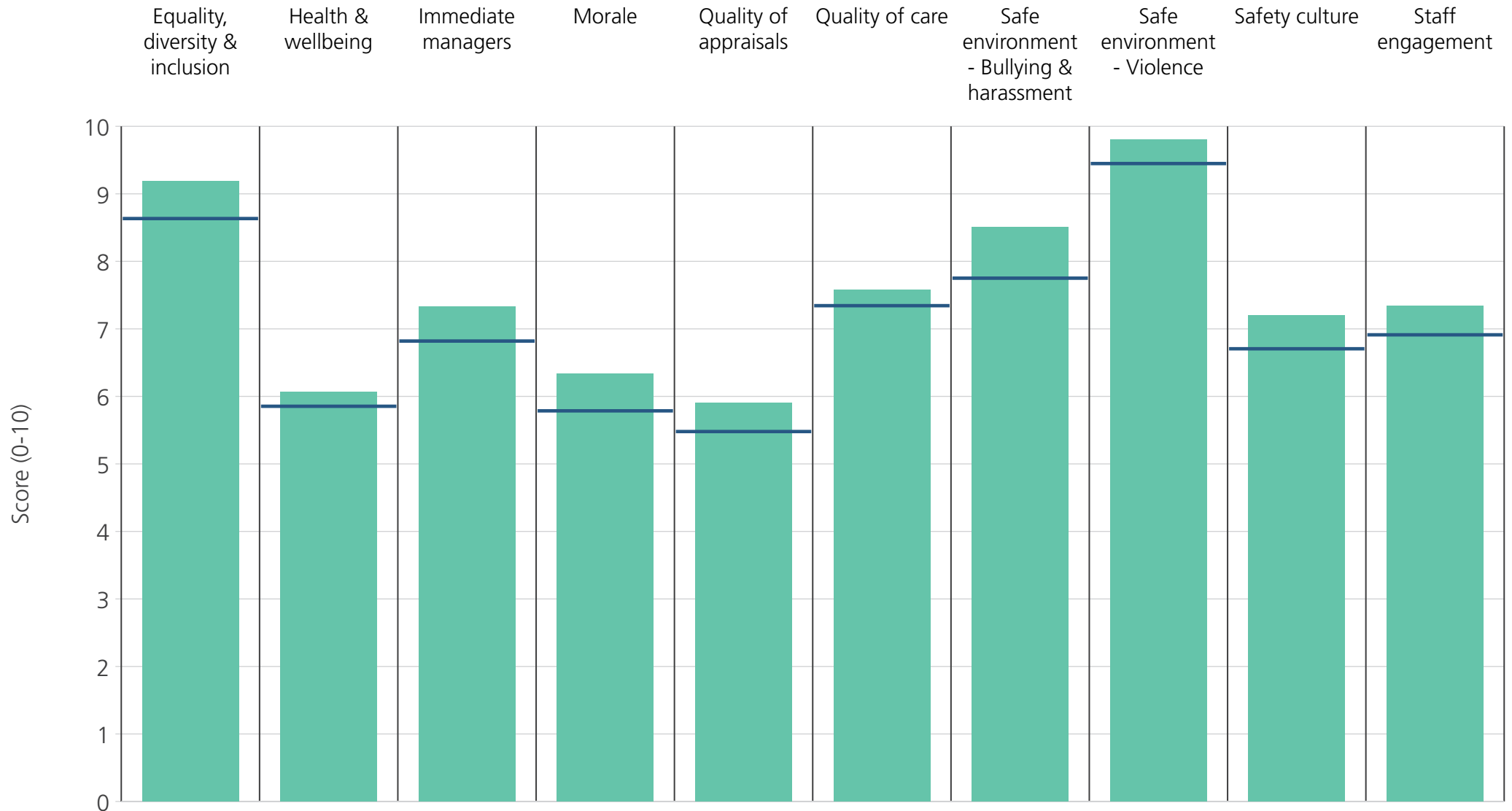




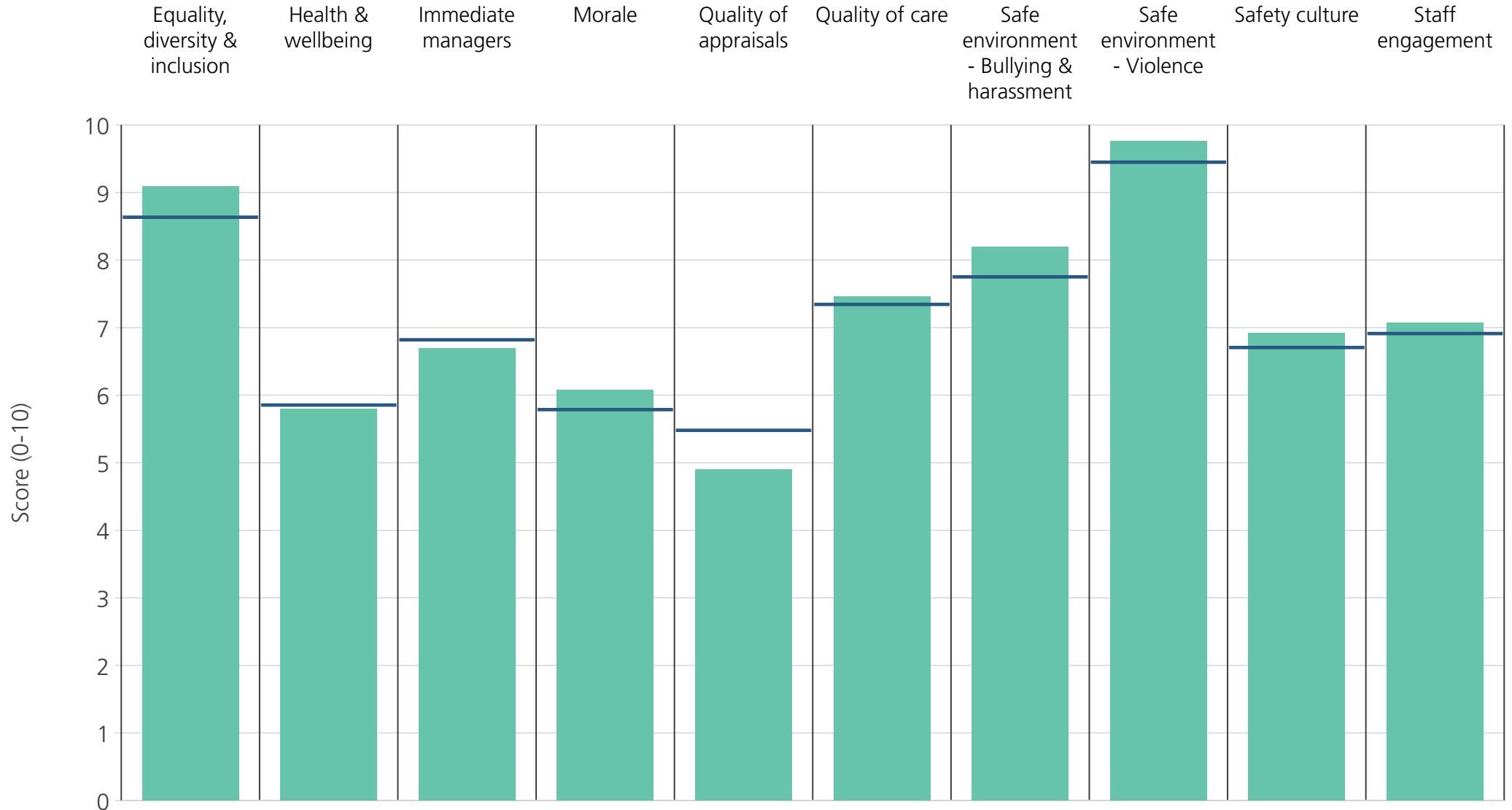
<b>Directorate</b>	8.5	5.7	6.8	6.5	4.6	7.8	7.9	9.8	6.5	7.3
<b>Your org</b>	8.6	5.9	6.8	5.8	5.5	7.3	7.8	9.4	6.7	6.9
<b>Responses</b>	35	35	35	34	24	33	34	34	34	35

# Directorates 2

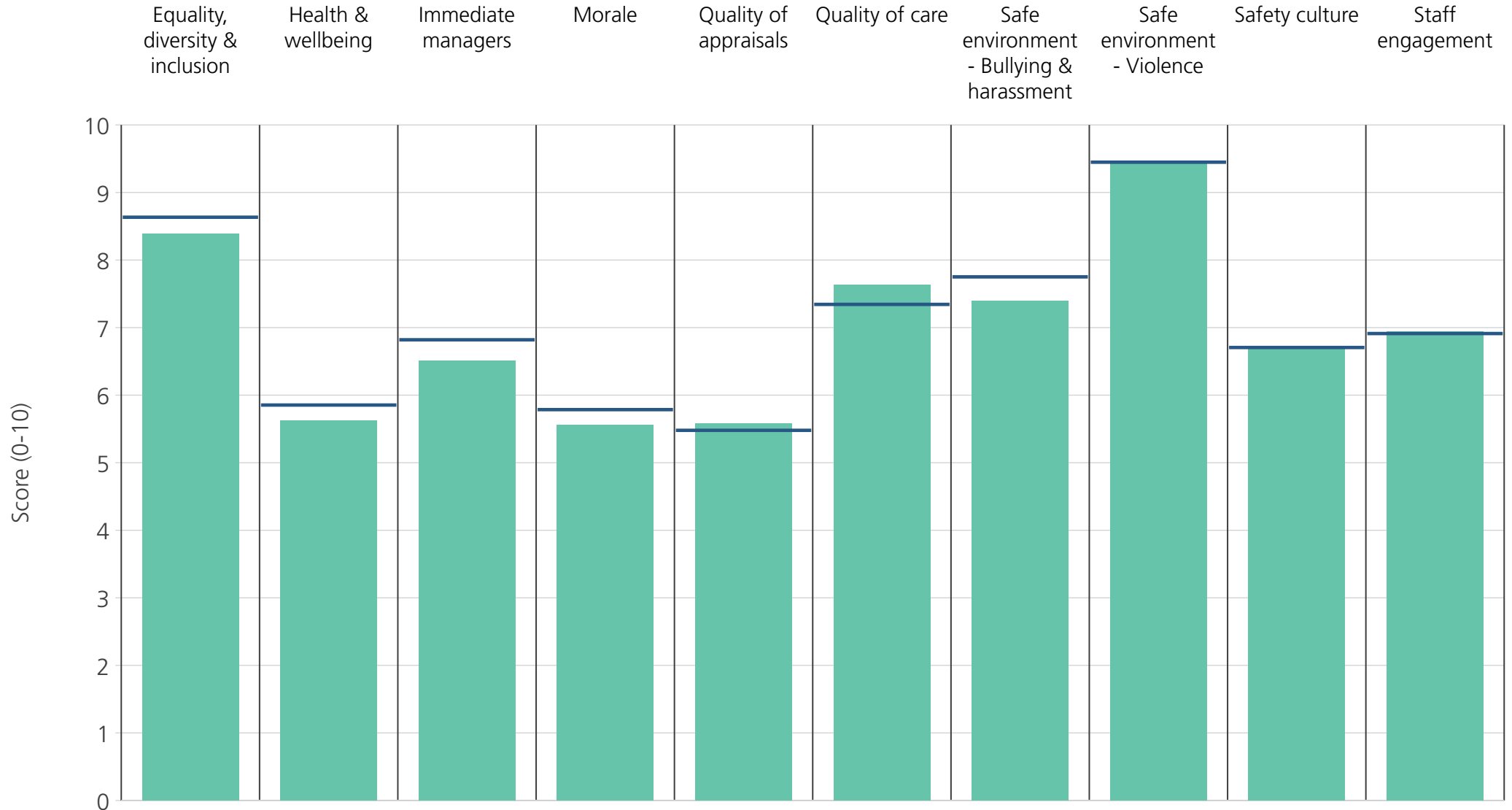
Central and North West London NHS Foundation Trust  
2018 NHS Staff Survey Results



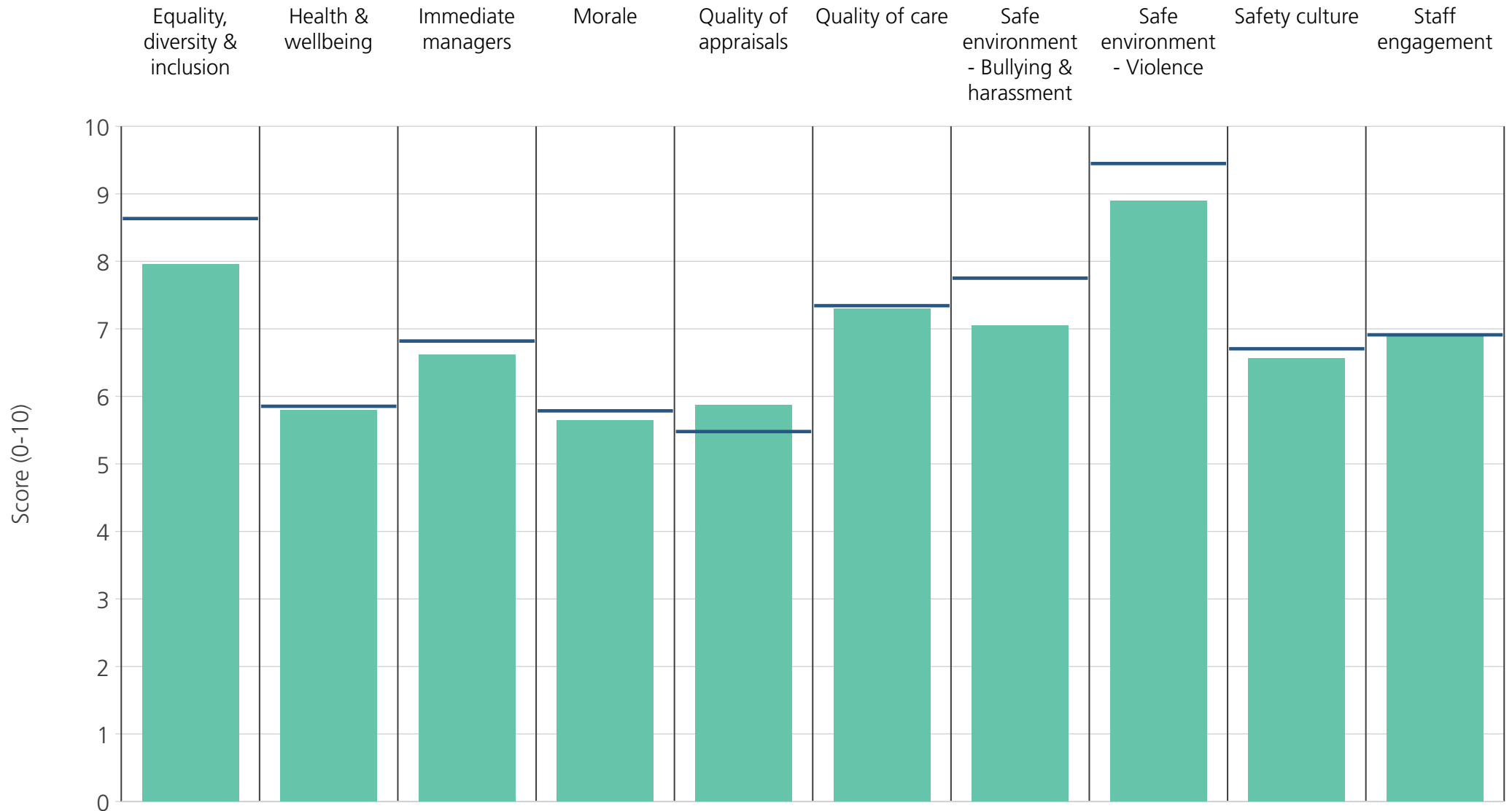
<b>Directorate</b>	9.2	6.1	7.3	6.3	5.9	7.6	8.5	9.8	7.2	7.3
<b>Your org</b>	8.6	5.9	6.8	5.8	5.5	7.3	7.8	9.4	6.7	6.9
<b>Responses</b>	326	332	334	324	303	323	324	324	327	337



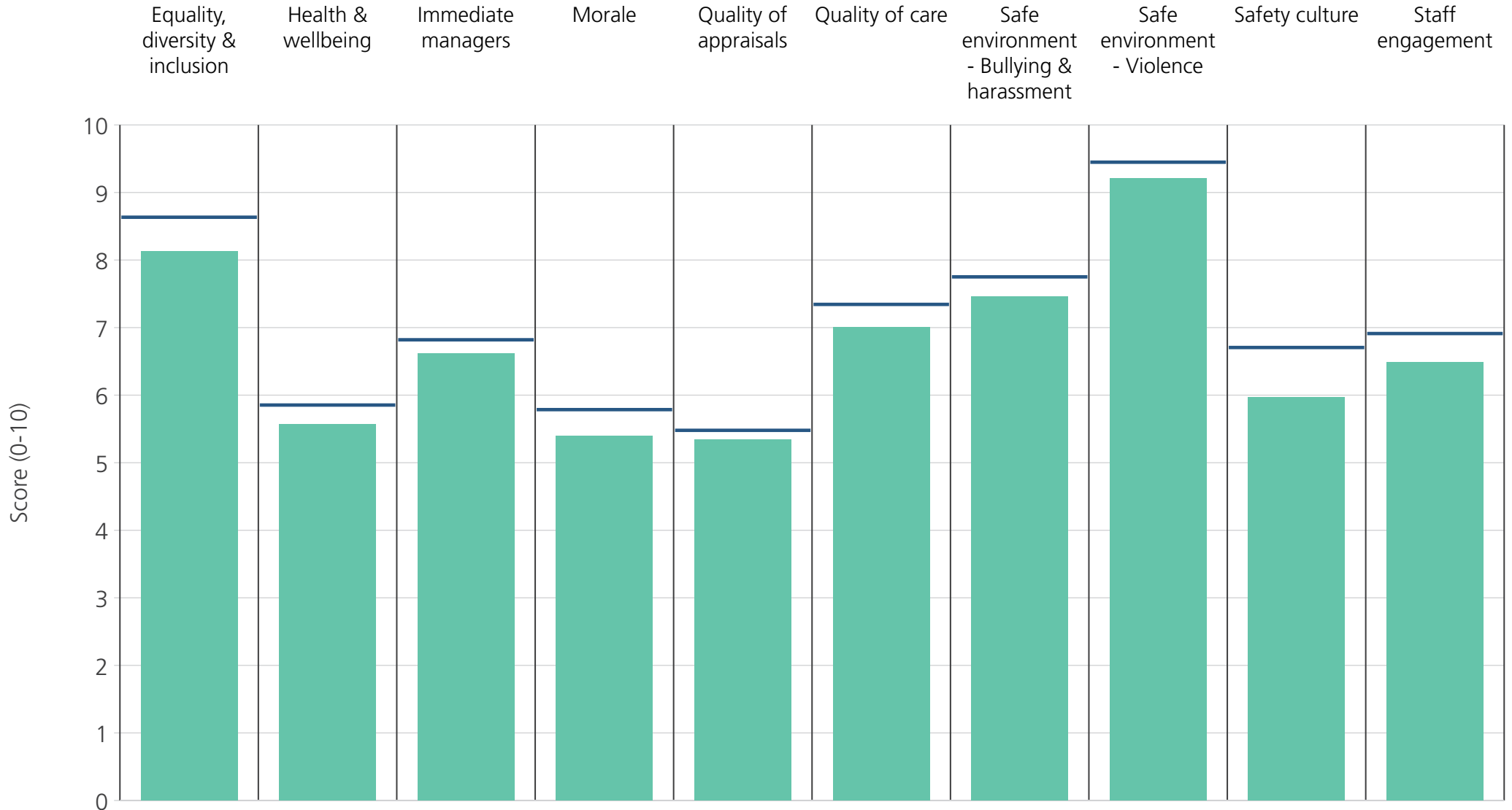
<b>Directorate</b>	9.1	5.8	6.7	6.1	4.9	7.5	8.2	9.8	6.9	7.1
<b>Your org</b>	8.6	5.9	6.8	5.8	5.5	7.3	7.8	9.4	6.7	6.9
<b>Responses</b>	315	318	319	310	284	303	313	312	312	328



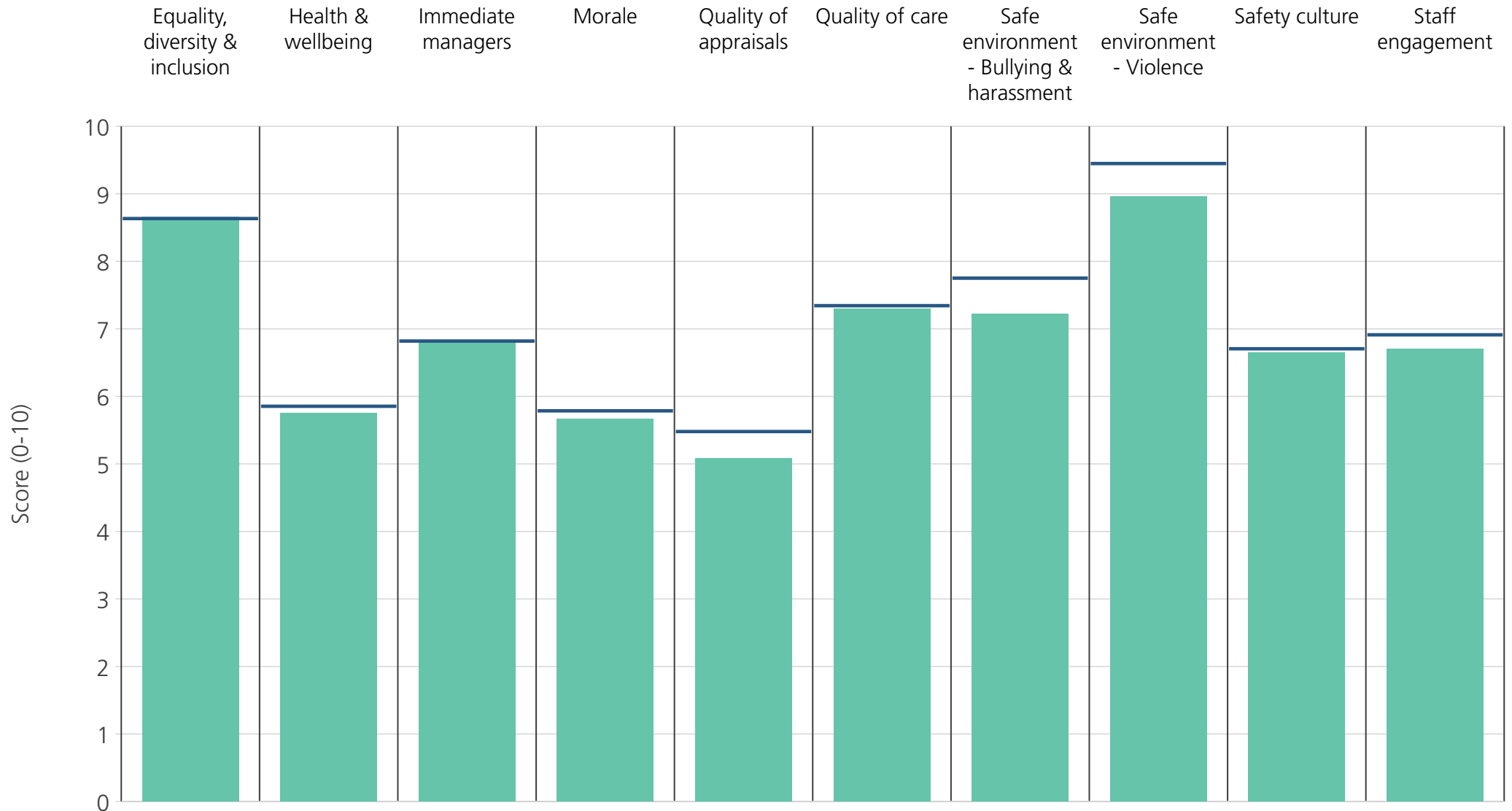
<b>Directorate</b>	8.4	5.6	6.5	5.6	5.6	7.6	7.4	9.5	6.7	6.9
<b>Your org</b>	8.6	5.9	6.8	5.8	5.5	7.3	7.8	9.4	6.7	6.9
<b>Responses</b>	237	241	242	228	202	228	235	235	237	245



<b>Directorate</b>	8.0	5.8	6.6	5.6	5.9	7.3	7.1	8.9	6.6	6.9
<b>Your org</b>	8.6	5.9	6.8	5.8	5.5	7.3	7.8	9.4	6.7	6.9
<b>Responses</b>	151	155	157	150	121	149	152	148	153	162

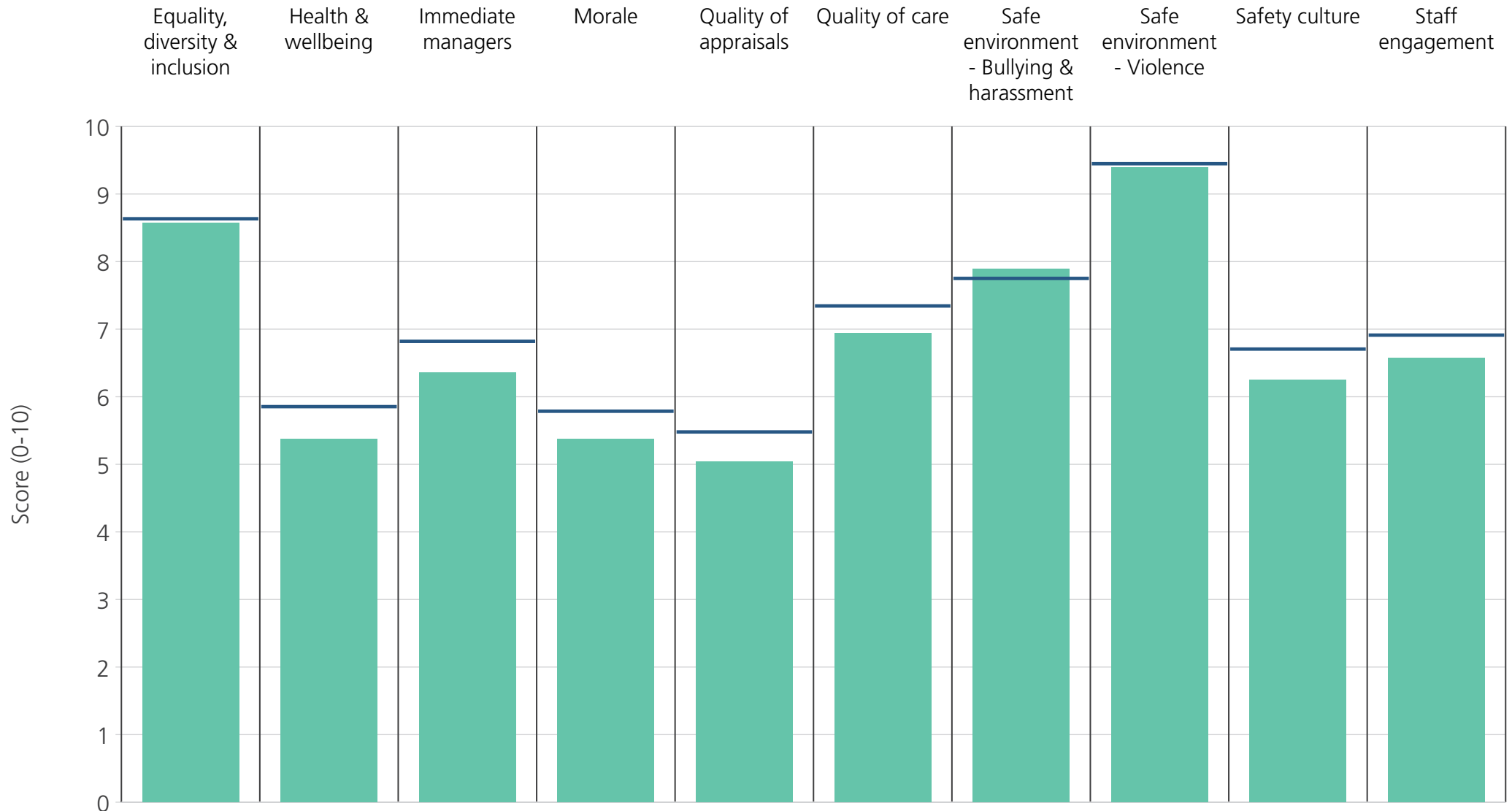


<b>Directorate</b>	8.1	5.6	6.6	5.4	5.3	7.0	7.5	9.2	6.0	6.5
<b>Your org</b>	8.6	5.9	6.8	5.8	5.5	7.3	7.8	9.4	6.7	6.9
<b>Responses</b>	160	163	162	160	129	155	154	153	162	165

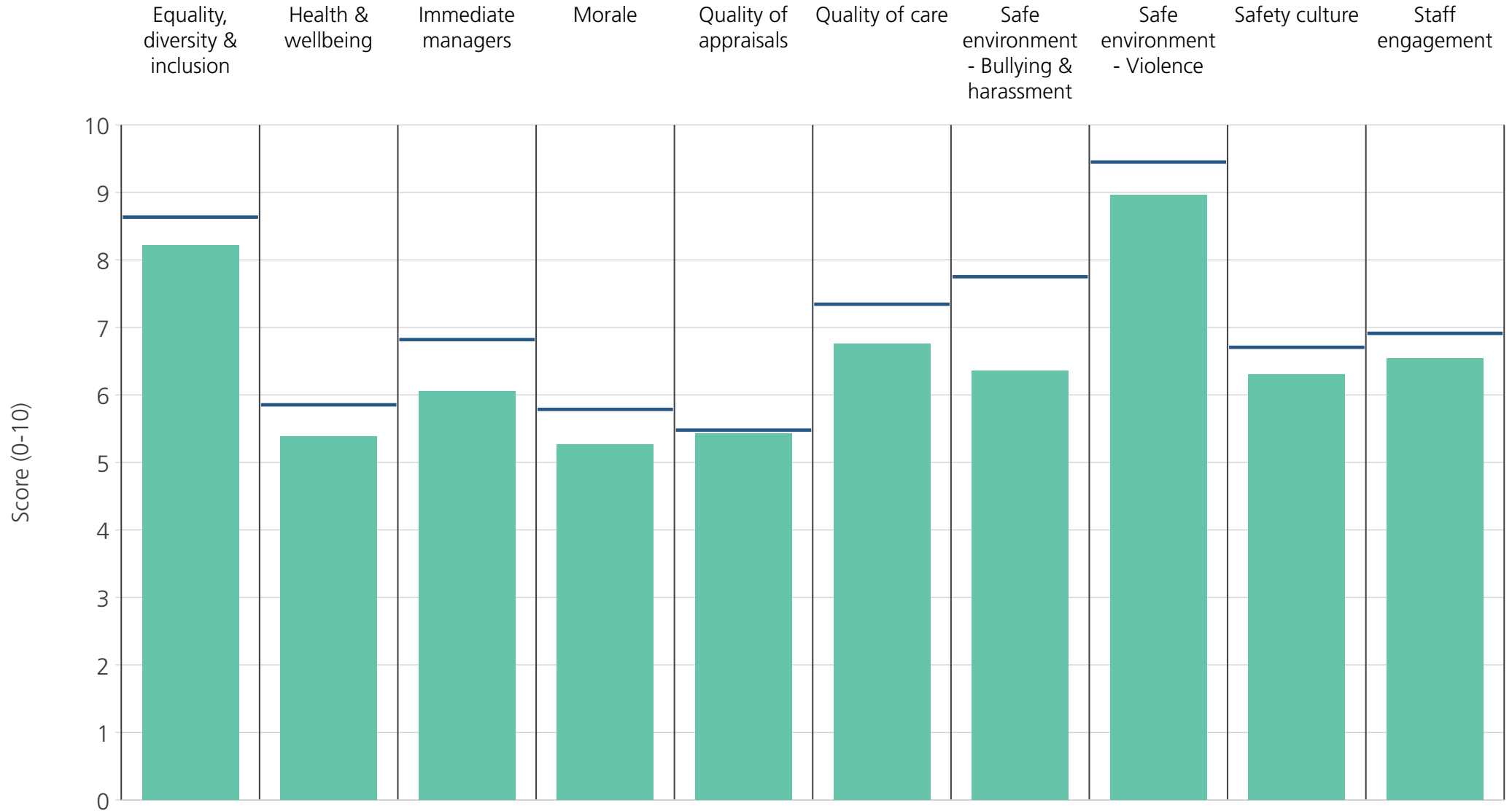


<b>Directorate</b>	8.7	5.7	6.8	5.7	5.1	7.3	7.2	9.0	6.6	6.7
<b>Your org</b>	8.6	5.9	6.8	5.8	5.5	7.3	7.8	9.4	6.7	6.9
<b>Responses</b>	161	164	166	159	144	162	158	156	161	172

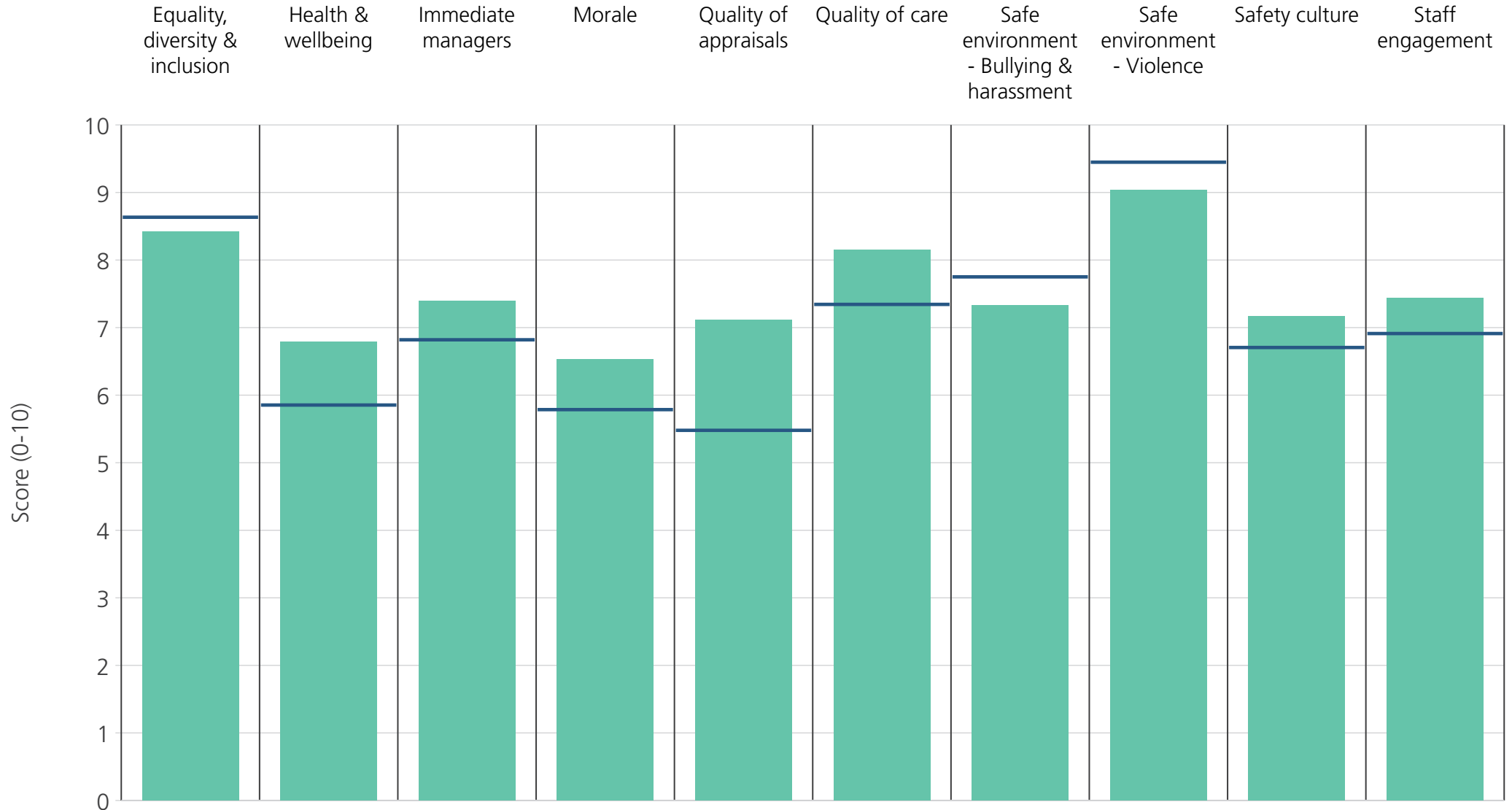




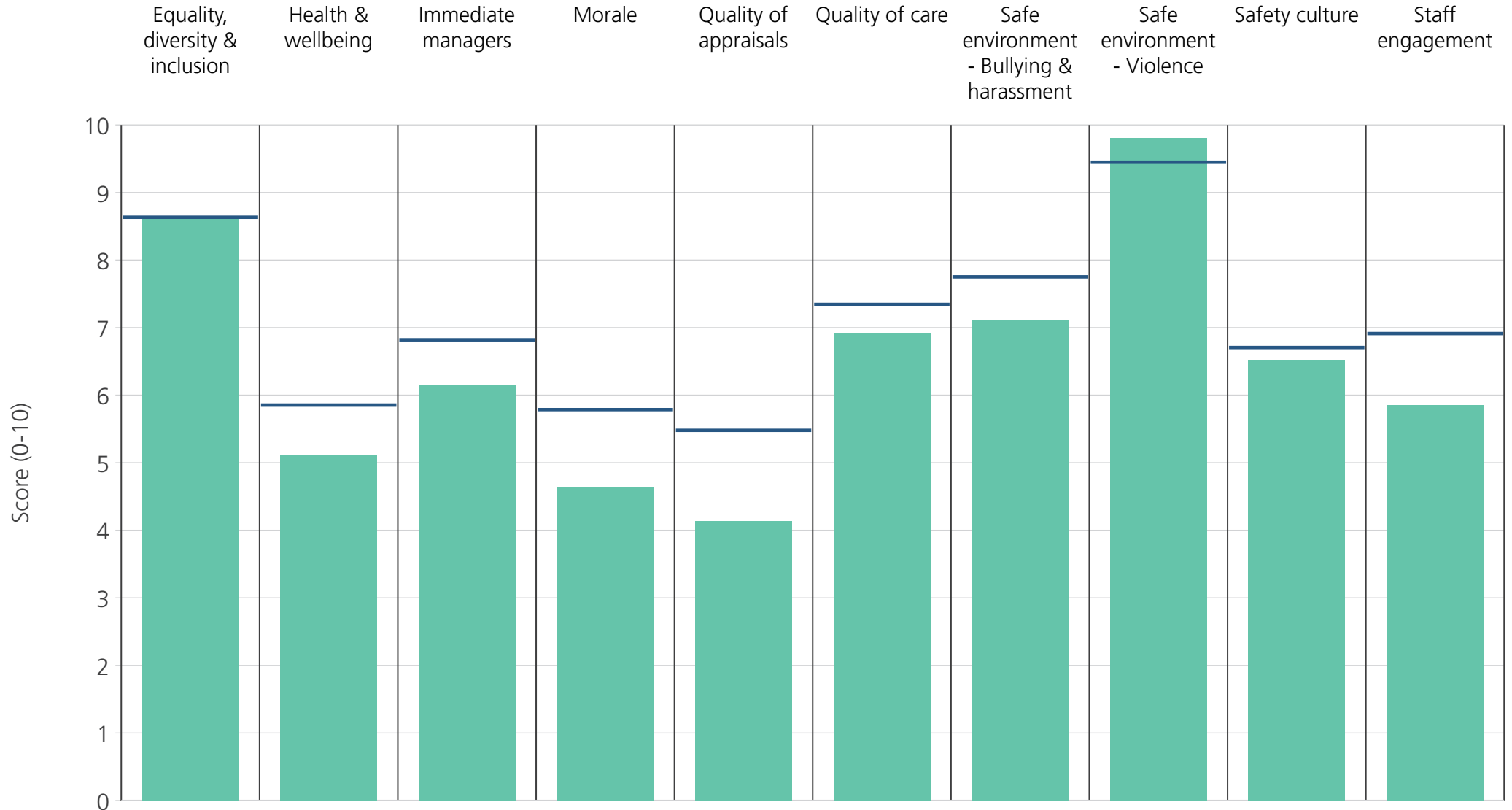
<b>Directorate</b>	8.6	5.4	6.4	5.4	5.0	6.9	7.9	9.4	6.2	6.6
<b>Your org</b>	8.6	5.9	6.8	5.8	5.5	7.3	7.8	9.4	6.7	6.9
<b>Responses</b>	178	179	178	177	151	176	179	180	177	184



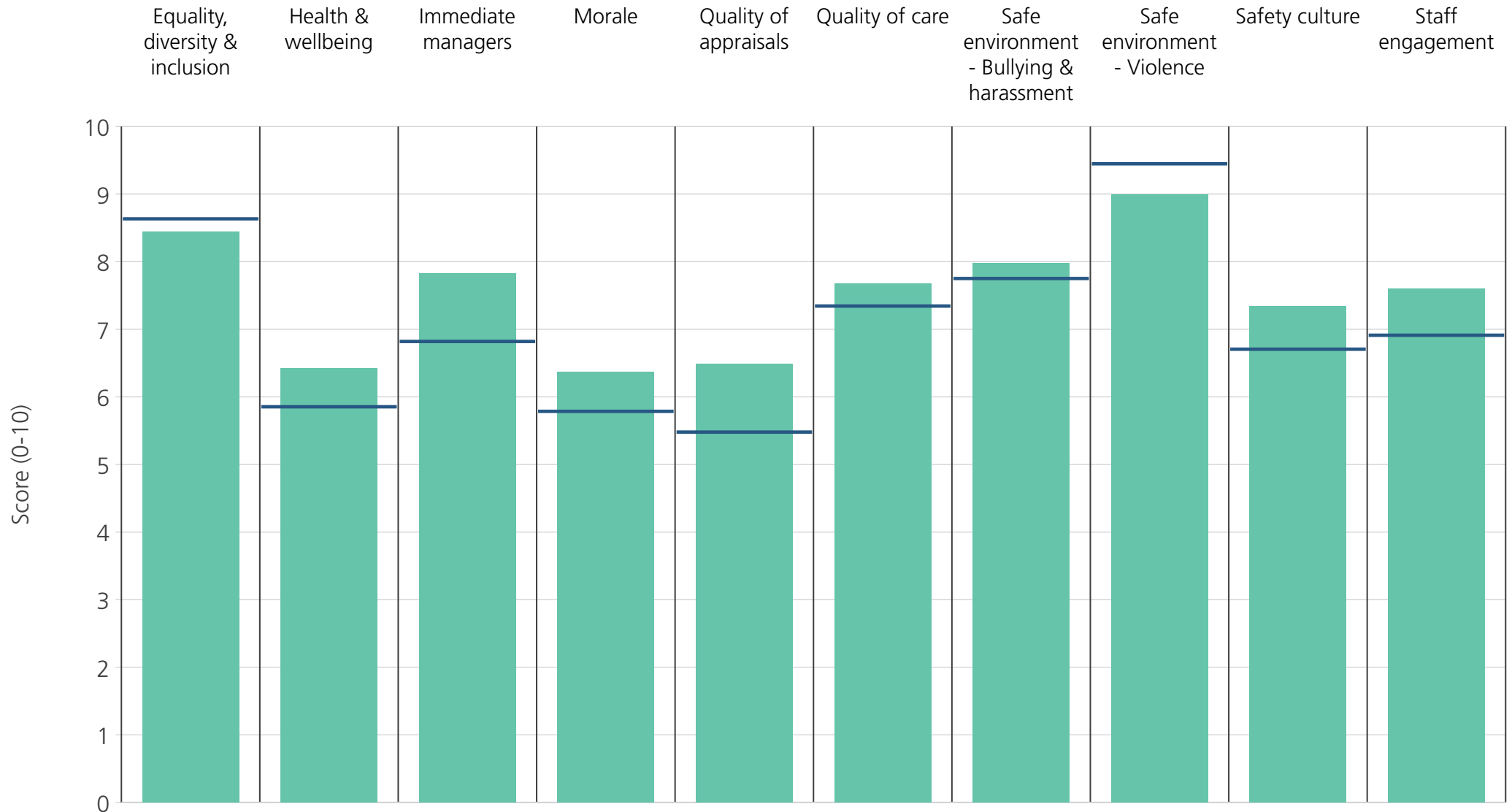
<b>Directorate</b>	8.2	5.4	6.1	5.3	5.4	6.8	6.4	9.0	6.3	6.5
<b>Your org</b>	8.6	5.9	6.8	5.8	5.5	7.3	7.8	9.4	6.7	6.9
<b>Responses</b>	149	150	151	148	117	141	145	145	149	152



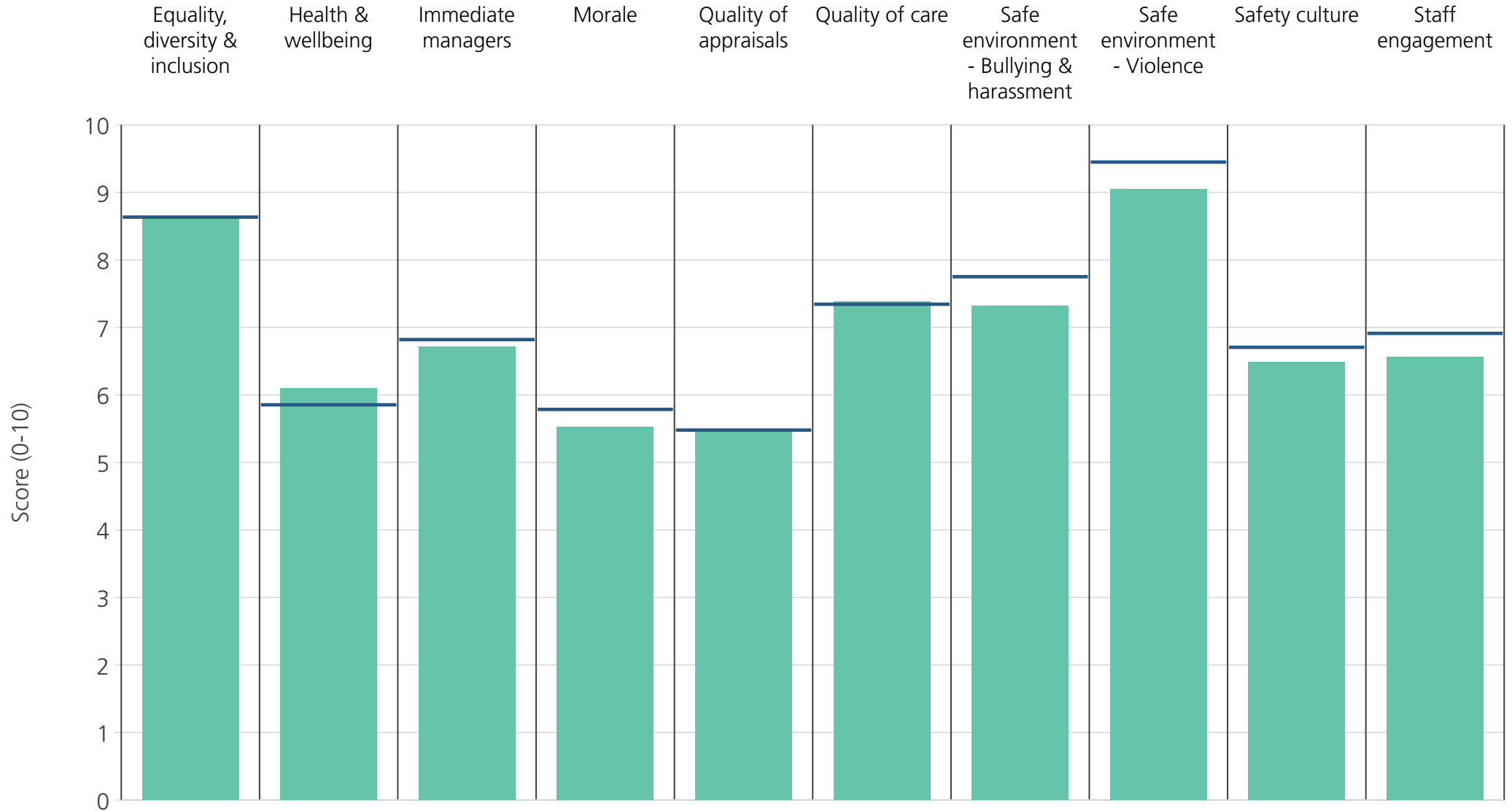
<b>Directorate</b>	8.4	6.8	7.4	6.5	7.1	8.2	7.3	9.0	7.2	7.4
<b>Your org</b>	8.6	5.9	6.8	5.8	5.5	7.3	7.8	9.4	6.7	6.9
<b>Responses</b>	114	118	119	113	100	112	113	112	115	122



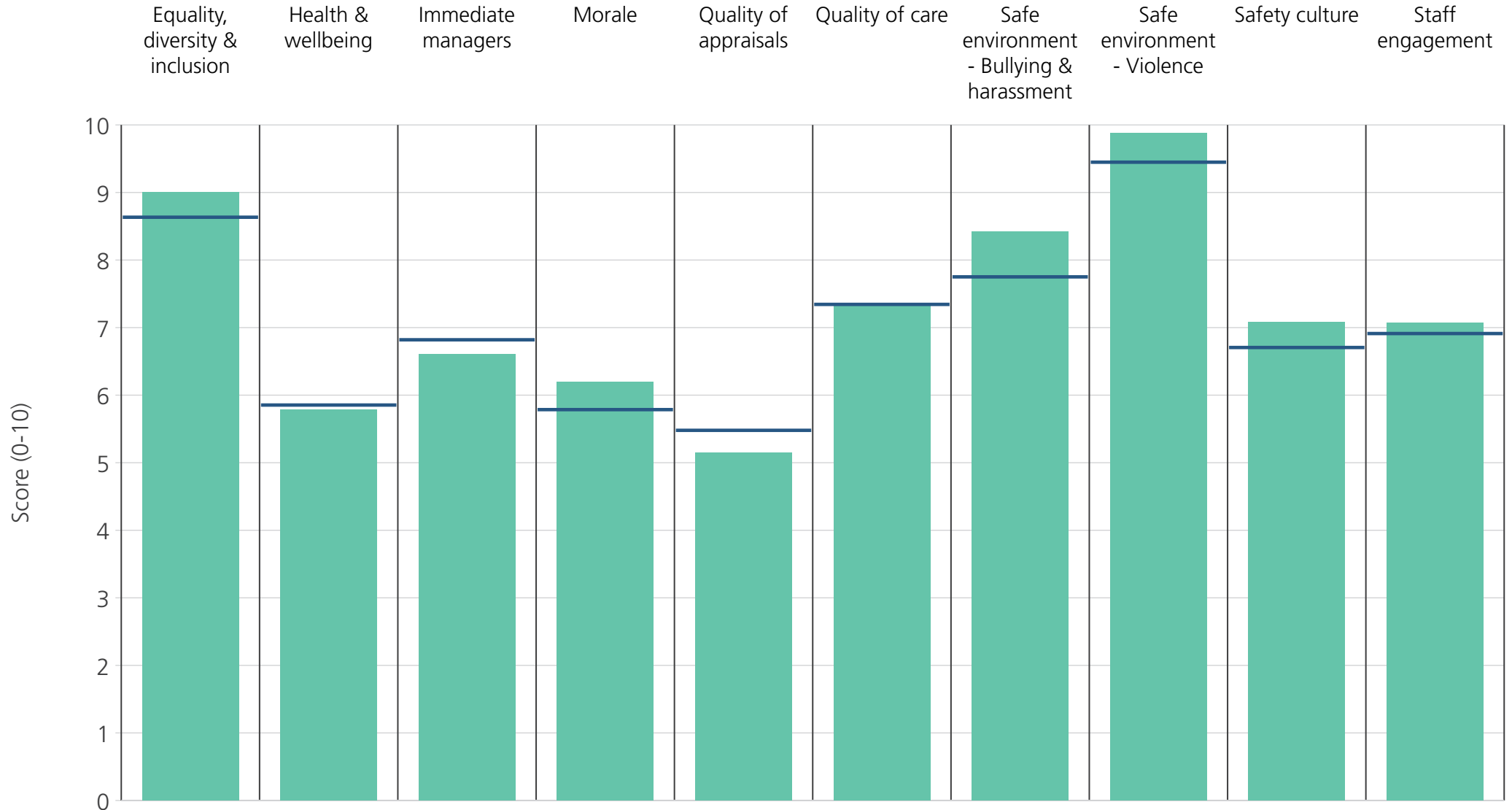
<b>Directorate</b>	8.6	5.1	6.2	4.6	4.1	6.9	7.1	9.8	6.5	5.8
<b>Your org</b>	8.6	5.9	6.8	5.8	5.5	7.3	7.8	9.4	6.7	6.9
<b>Responses</b>	134	134	135	133	98	132	133	133	133	138



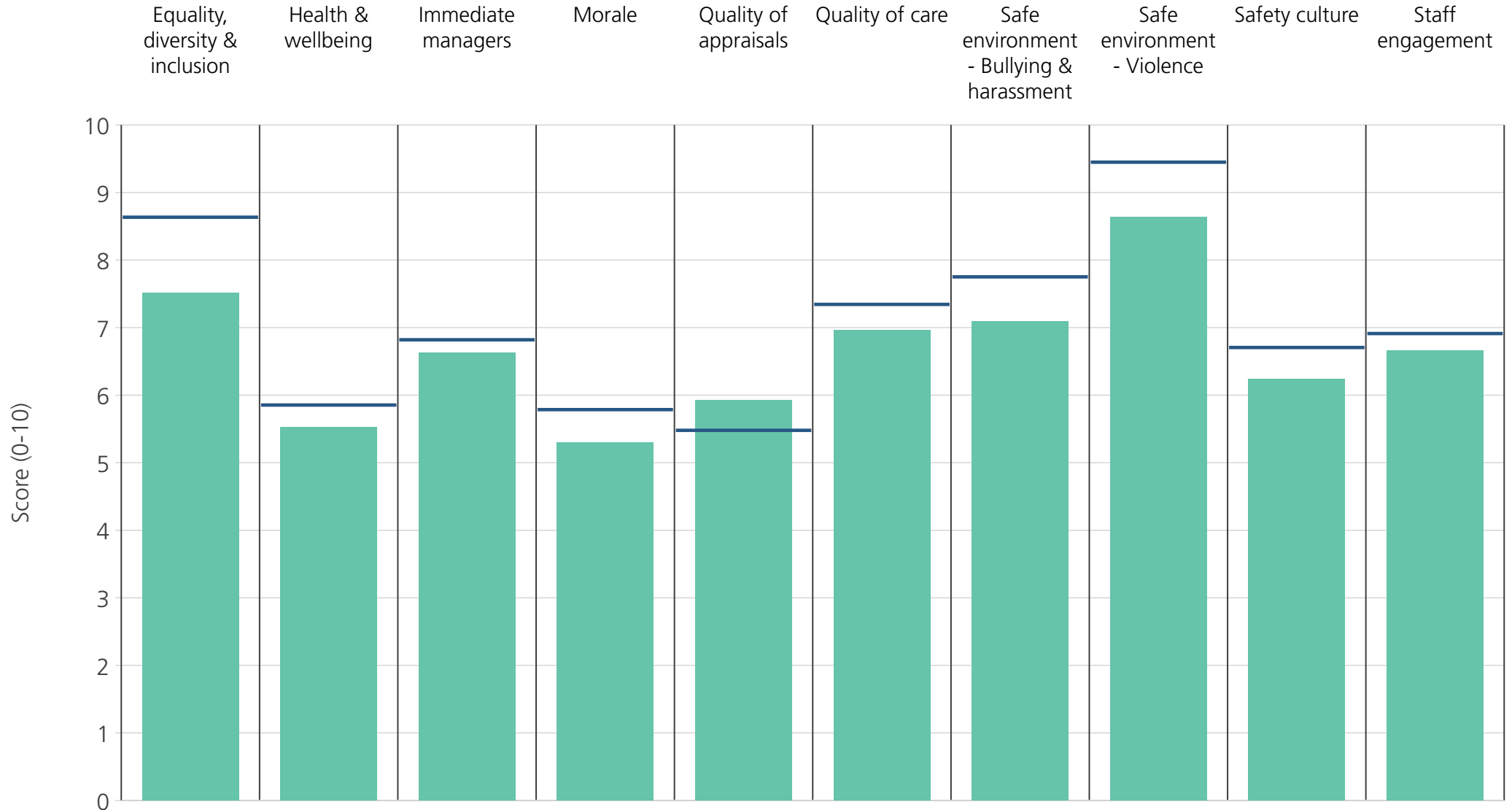
<b>Directorate</b>	8.4	6.4	7.8	6.4	6.5	7.7	8.0	9.0	7.3	7.6
<b>Your org</b>	8.6	5.9	6.8	5.8	5.5	7.3	7.8	9.4	6.7	6.9
<b>Responses</b>	105	106	107	104	88	105	103	104	104	107



<b>Directorate</b>	8.6	6.1	6.7	5.5	5.5	7.4	7.3	9.0	6.5	6.6
<b>Your org</b>	8.6	5.9	6.8	5.8	5.5	7.3	7.8	9.4	6.7	6.9
<b>Responses</b>	85	86	87	83	78	79	84	84	85	88

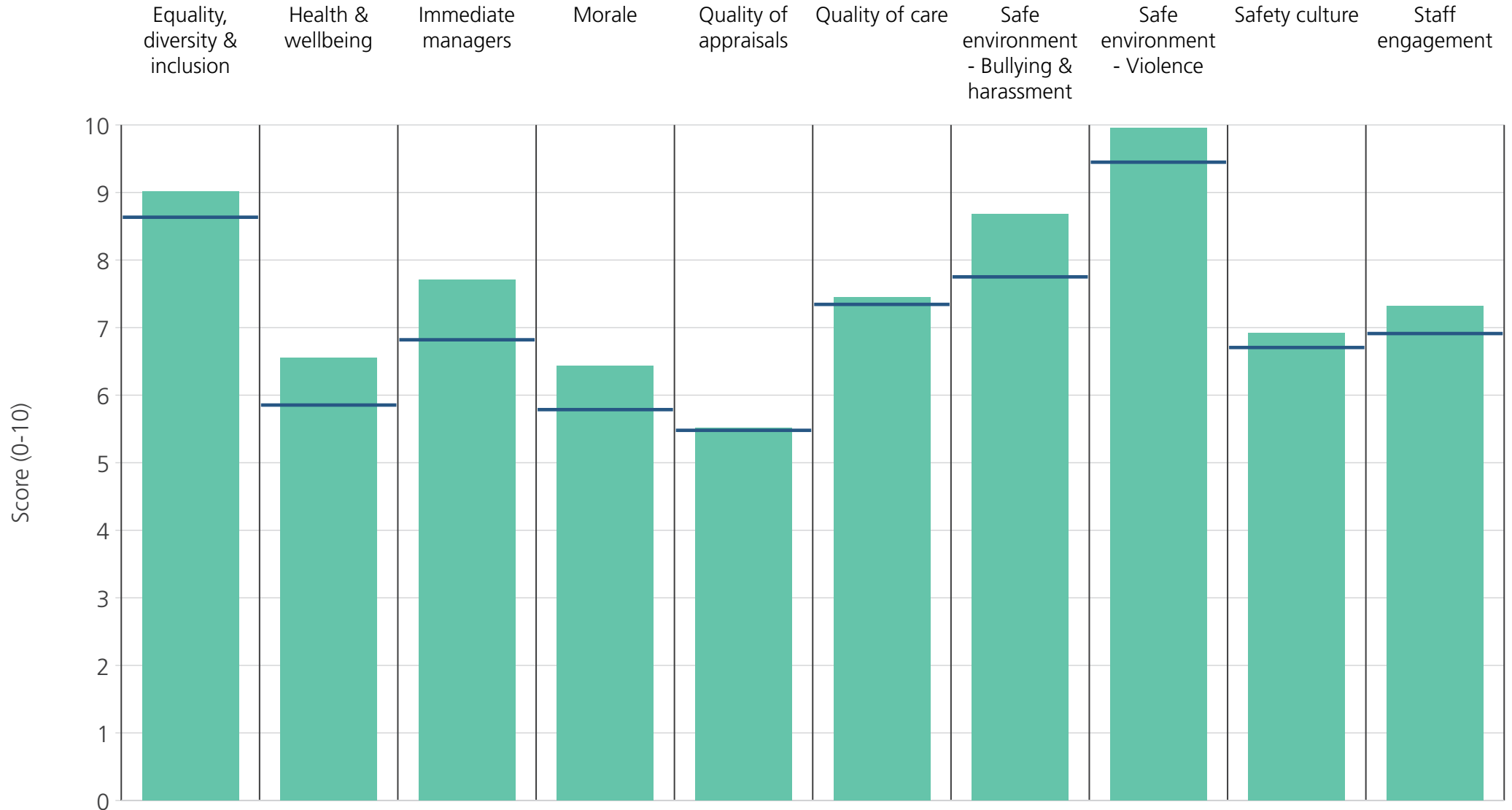


<b>Directorate</b>	9.0	5.8	6.6	6.2	5.1	7.4	8.4	9.9	7.1	7.1
<b>Your org</b>	8.6	5.9	6.8	5.8	5.5	7.3	7.8	9.4	6.7	6.9
<b>Responses</b>	115	114	115	115	97	115	114	113	115	118

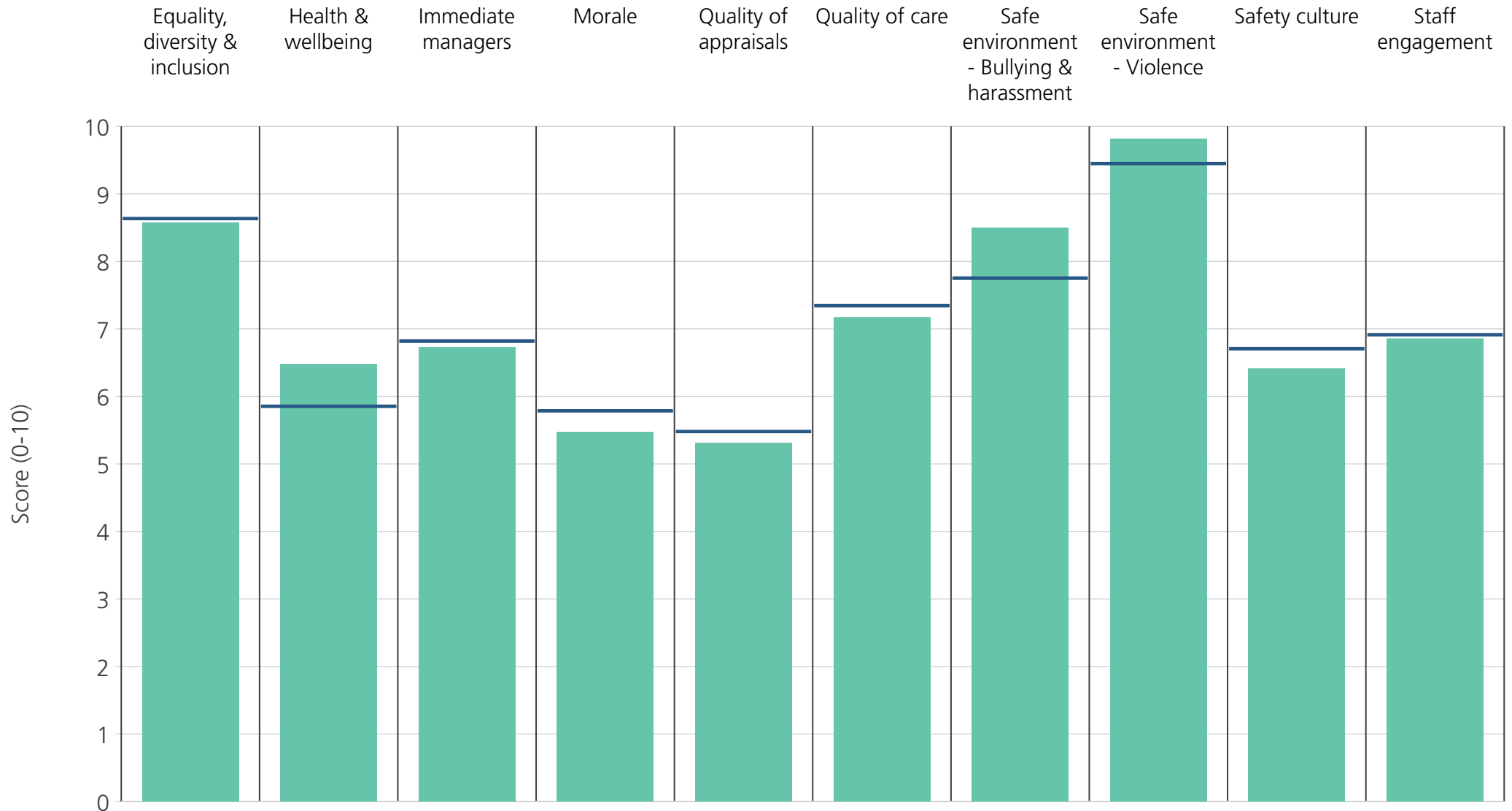


<b>Directorate</b>	7.5	5.5	6.6	5.3	5.9	7.0	7.1	8.6	6.2	6.7
<b>Your org</b>	8.6	5.9	6.8	5.8	5.5	7.3	7.8	9.4	6.7	6.9
<b>Responses</b>	95	95	95	89	76	95	95	94	93	98

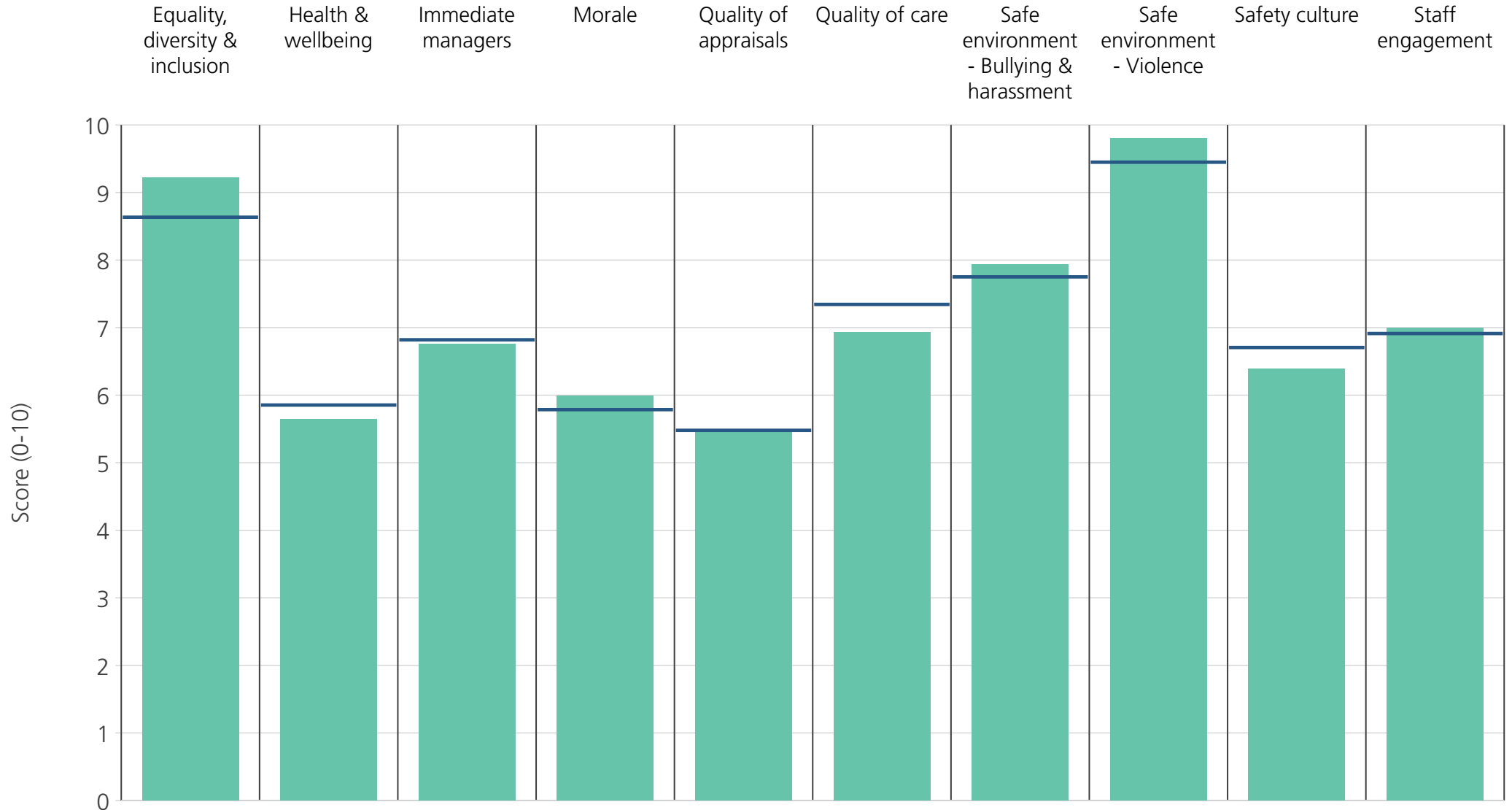




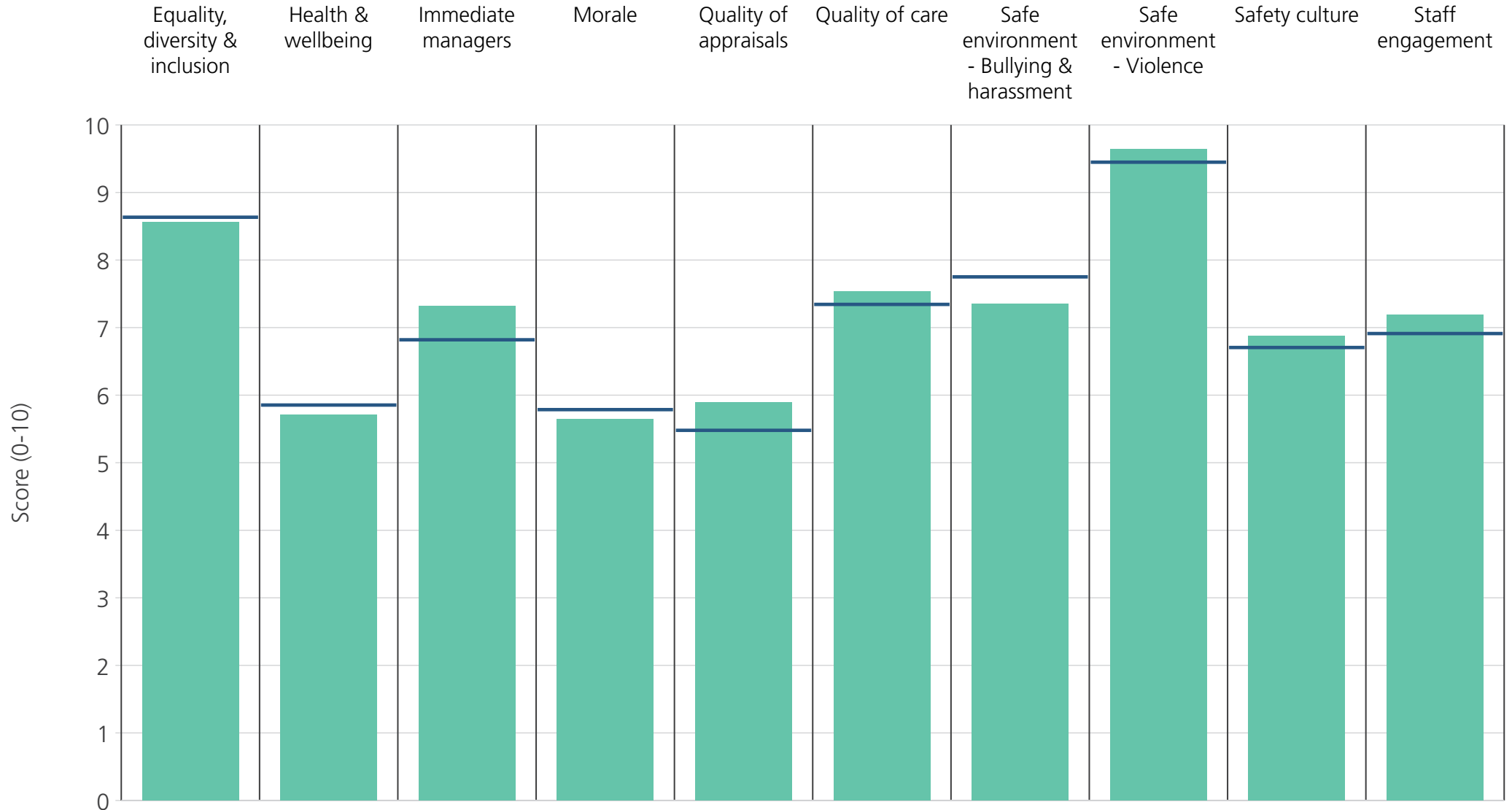
<b>Directorate</b>	9.0	6.6	7.7	6.4	5.5	7.5	8.7	10.0	6.9	7.3
<b>Your org</b>	8.6	5.9	6.8	5.8	5.5	7.3	7.8	9.4	6.7	6.9
<b>Responses</b>	139	142	140	140	128	84	138	137	140	143



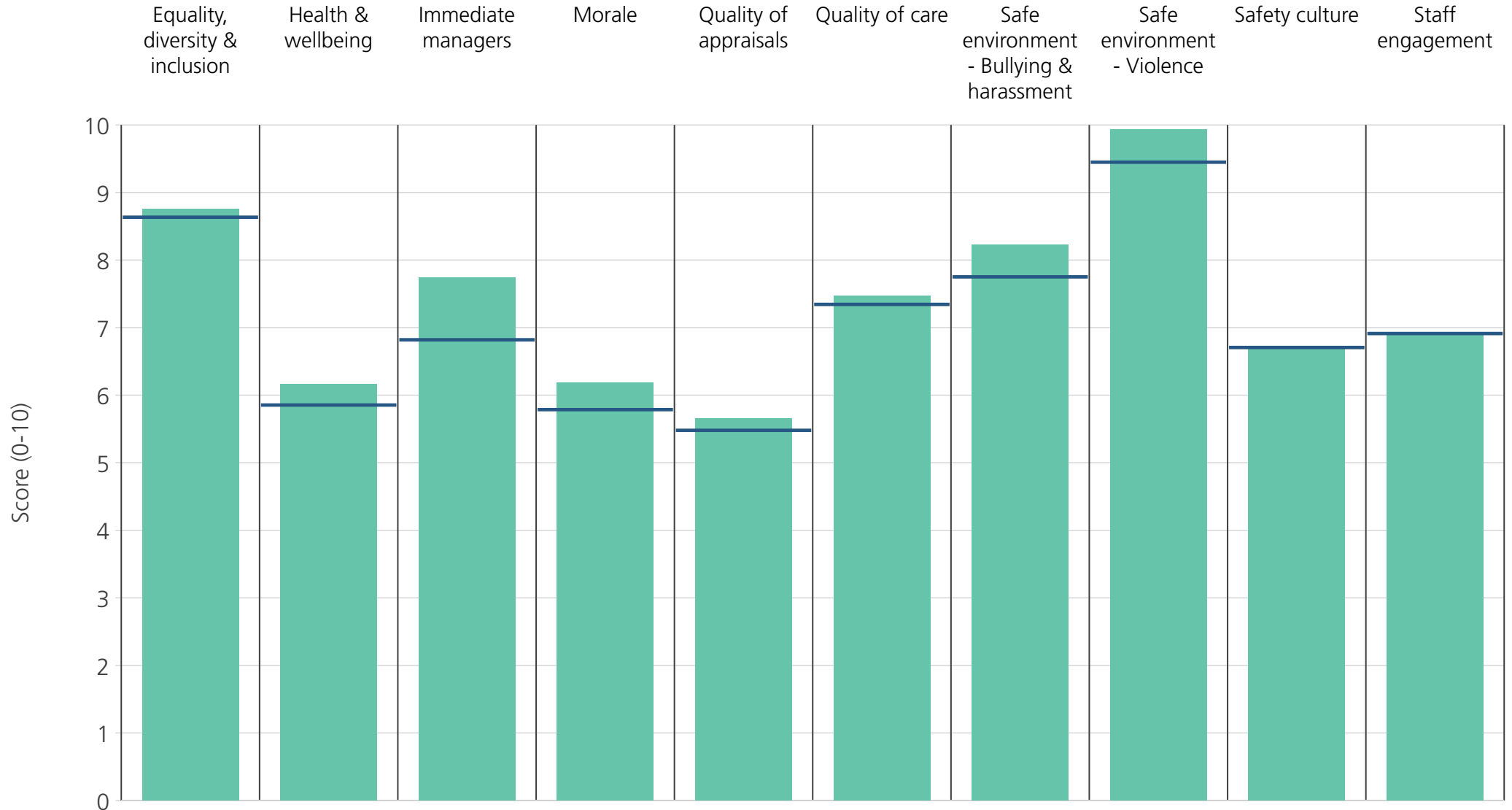
<b>Directorate</b>	8.6	6.5	6.7	5.5	5.3	7.2	8.5	9.8	6.4	6.8
<b>Your org</b>	8.6	5.9	6.8	5.8	5.5	7.3	7.8	9.4	6.7	6.9
<b>Responses</b>	108	109	109	109	76	37	105	105	107	110



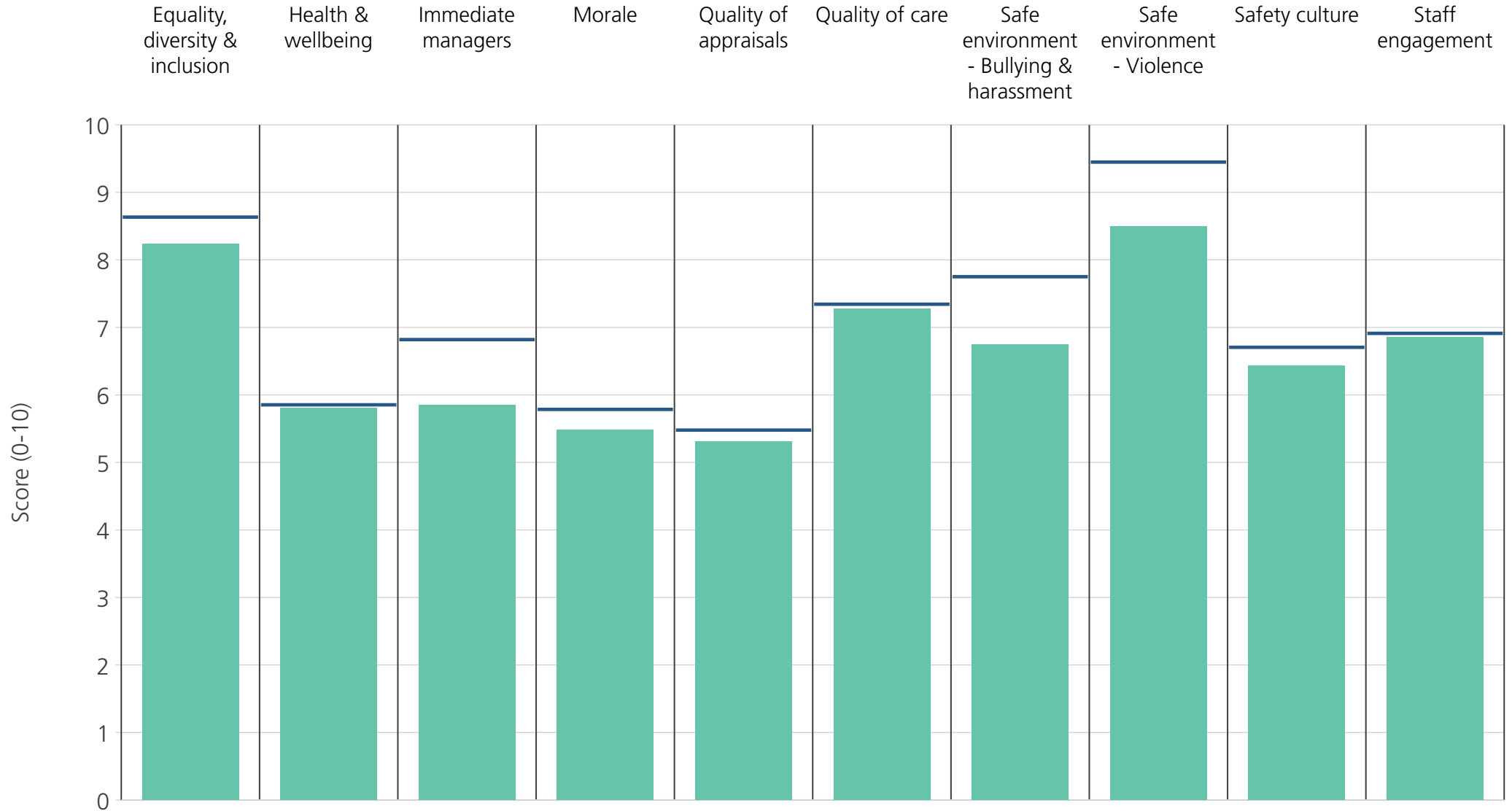
<b>Directorate</b>	9.2	5.6	6.8	6.0	5.5	6.9	7.9	9.8	6.4	7.0
<b>Your org</b>	8.6	5.9	6.8	5.8	5.5	7.3	7.8	9.4	6.7	6.9
<b>Responses</b>	52	53	54	53	49	41	50	51	53	55



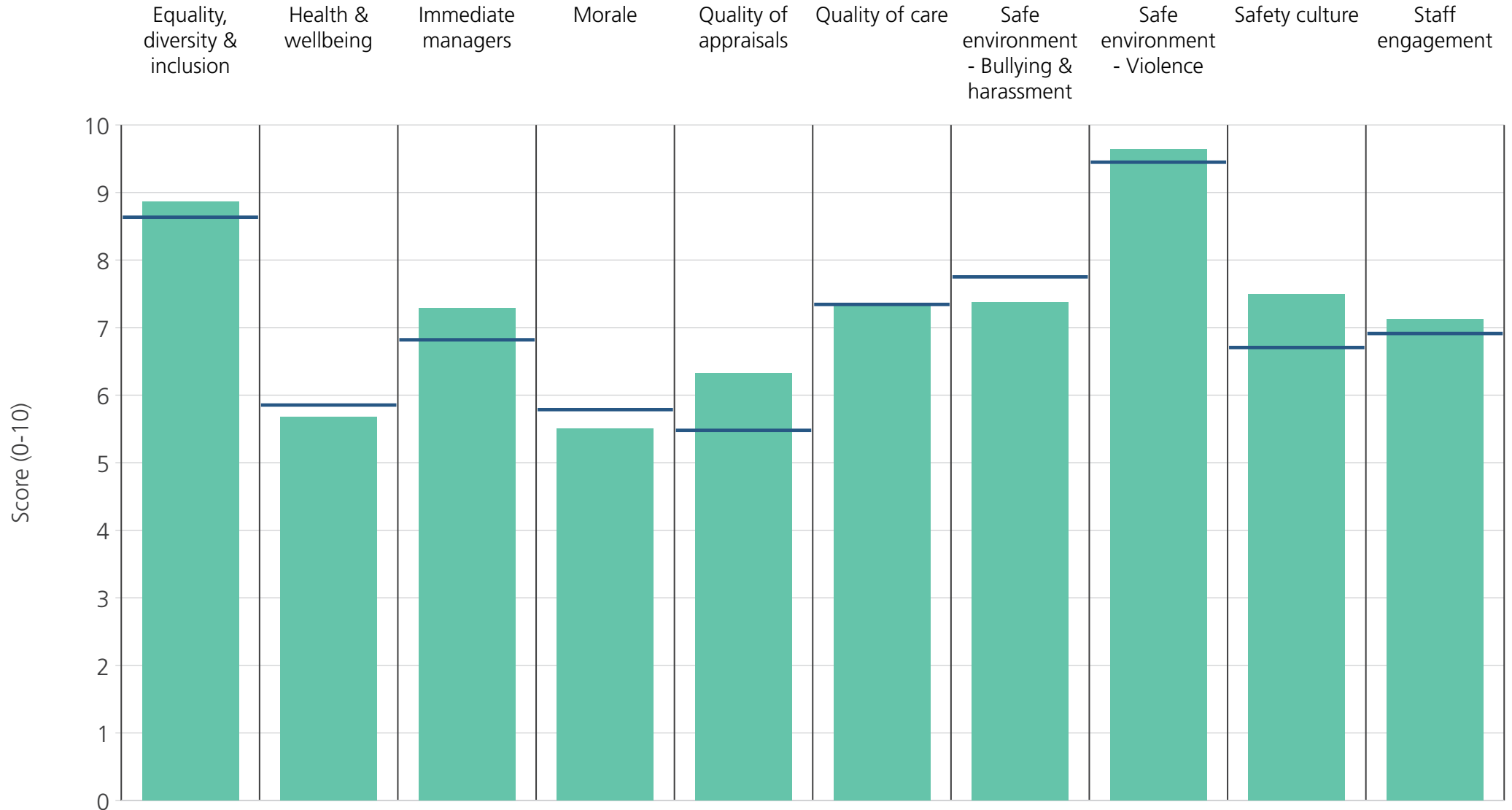
<b>Directorate</b>	8.6	5.7	7.3	5.6	5.9	7.5	7.4	9.6	6.9	7.2
<b>Your org</b>	8.6	5.9	6.8	5.8	5.5	7.3	7.8	9.4	6.7	6.9
<b>Responses</b>	47	48	49	47	39	48	46	46	48	49



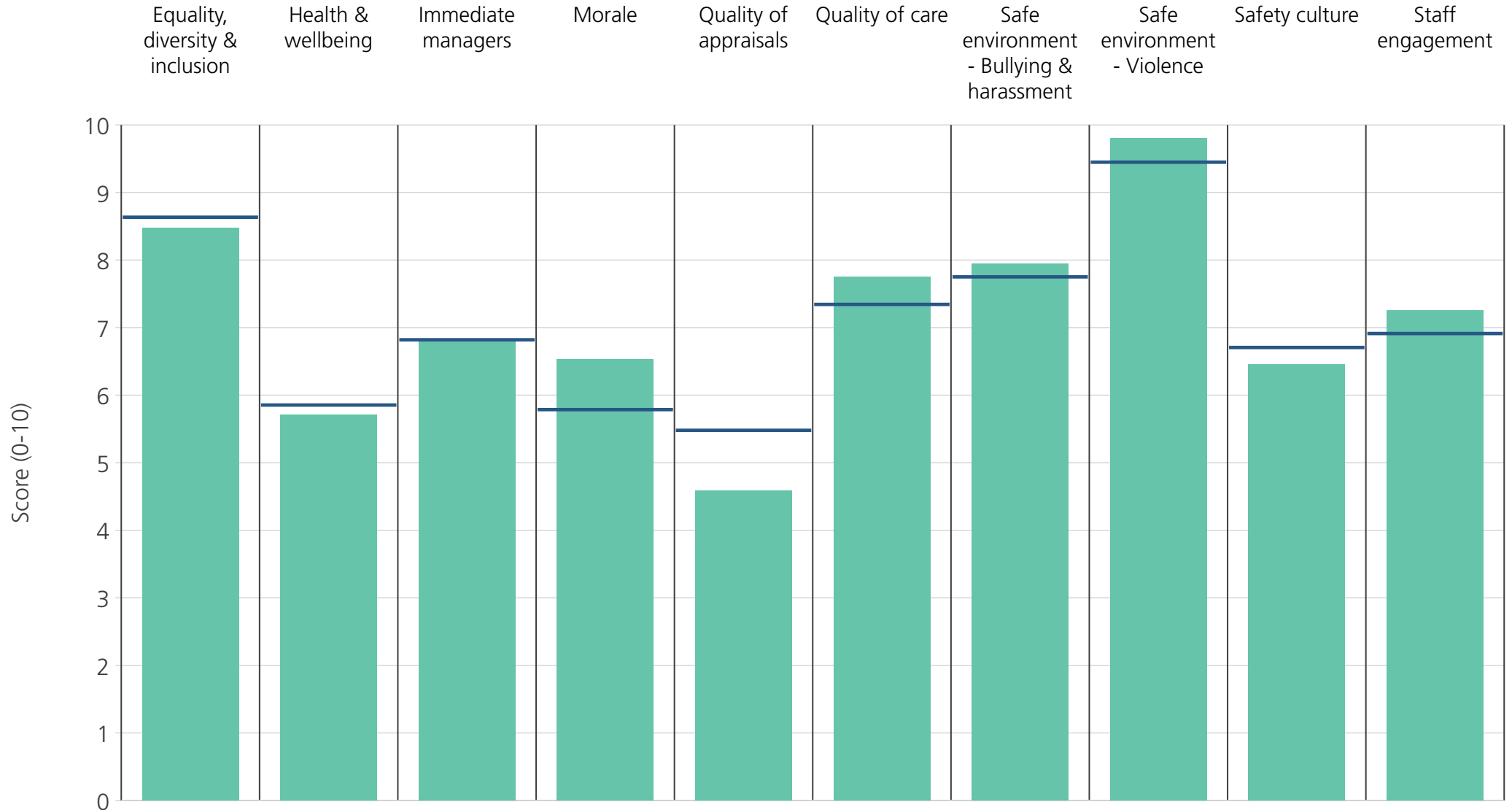
<b>Directorate</b>	8.8	6.2	7.7	6.2	5.7	7.5	8.2	9.9	6.7	6.9
<b>Your org</b>	8.6	5.9	6.8	5.8	5.5	7.3	7.8	9.4	6.7	6.9
<b>Responses</b>	47	48	48	47	38	25	47	47	47	49



<b>Directorate</b>	8.2	5.8	5.8	5.5	5.3	7.3	6.7	8.5	6.4	6.9
<b>Your org</b>	8.6	5.9	6.8	5.8	5.5	7.3	7.8	9.4	6.7	6.9
<b>Responses</b>	43	44	43	44	28	40	41	42	44	43

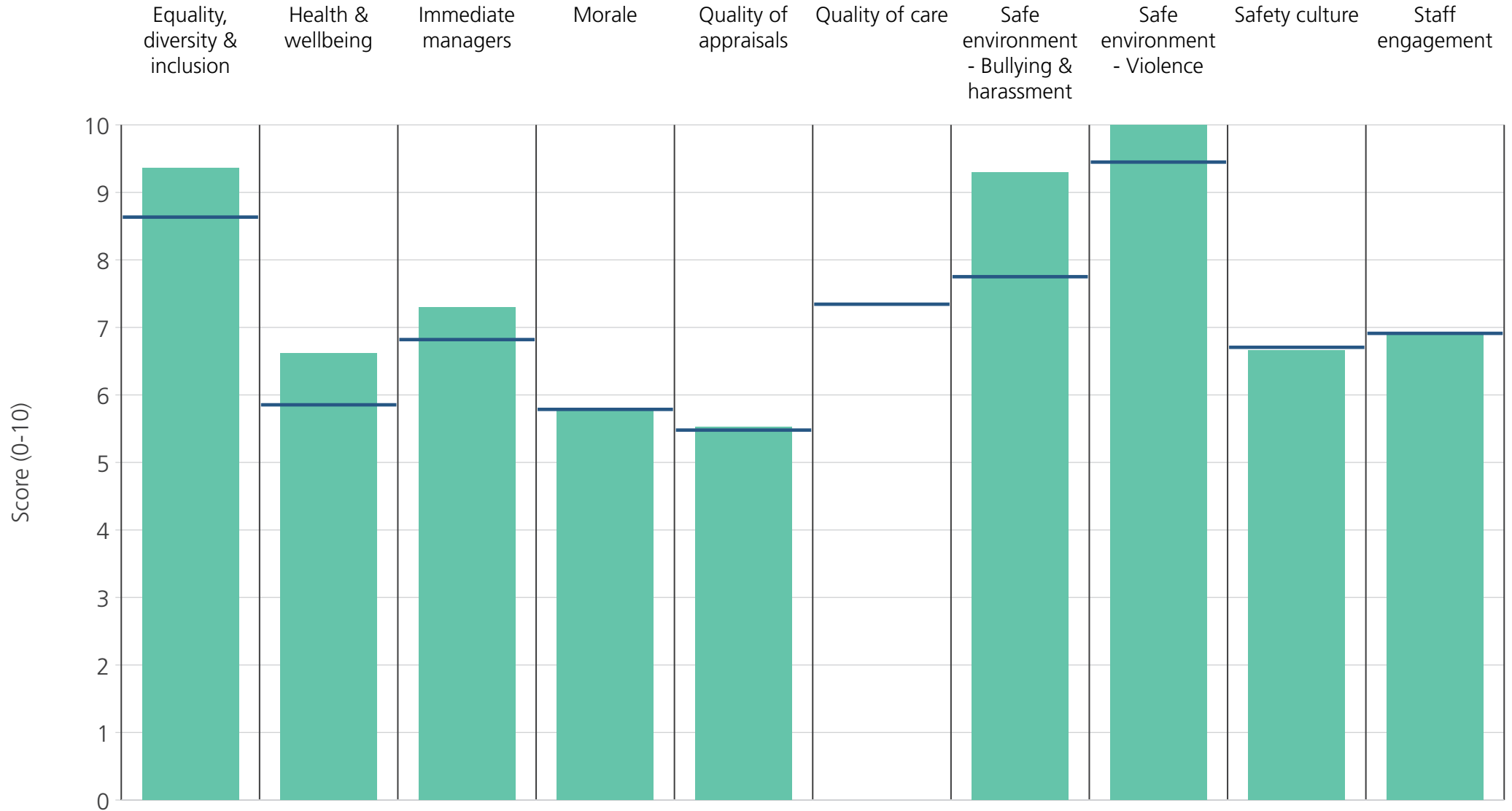


<b>Directorate</b>	8.9	5.7	7.3	5.5	6.3	7.3	7.4	9.6	7.5	7.1
<b>Your org</b>	8.6	5.9	6.8	5.8	5.5	7.3	7.8	9.4	6.7	6.9
<b>Responses</b>	38	38	39	36	34	38	38	37	38	39

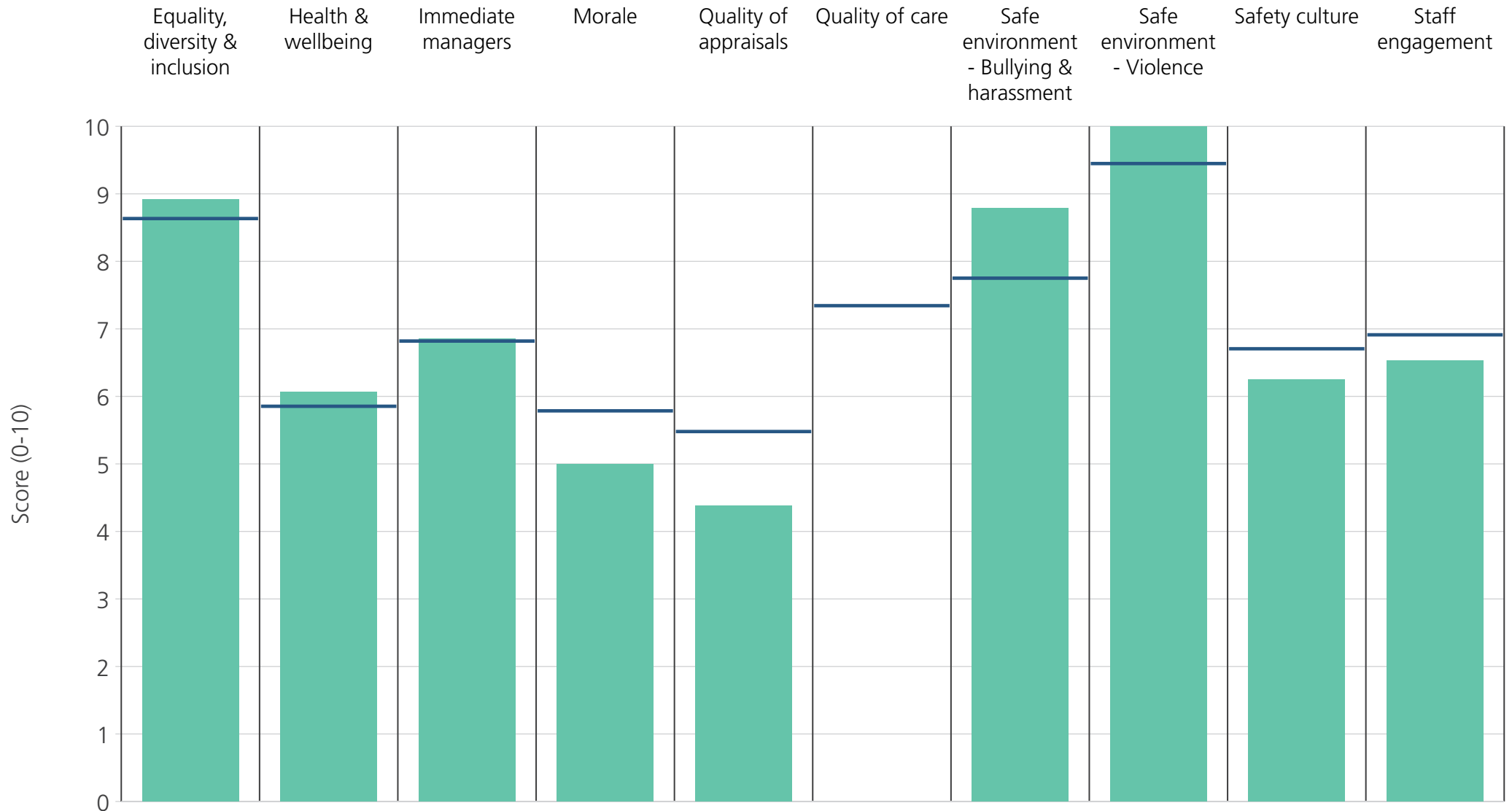


<b>Directorate</b>	8.5	5.7	6.8	6.5	4.6	7.8	7.9	9.8	6.5	7.3
<b>Your org</b>	8.6	5.9	6.8	5.8	5.5	7.3	7.8	9.4	6.7	6.9
<b>Responses</b>	35	35	35	34	24	33	34	34	34	35





<b>Directorate</b>	9.4	6.6	7.3	5.8	5.5		9.3	10.0	6.7	6.9
<b>Your org</b>	8.6	5.9	6.8	5.8	5.5	7.3	7.8	9.4	6.7	6.9
<b>Responses</b>	34	34	34	33	24	8	33	33	33	35



<b>Directorate</b>	8.9	6.1	6.9	5.0	4.4		8.8	10.0	6.2	6.5
<b>Your org</b>	8.6	5.9	6.8	5.8	5.5	7.3	7.8	9.4	6.7	6.9
<b>Responses</b>	23	23	23	23	18	6	22	22	23	23