

# Epsom and St Helier University Hospitals NHS Trust

2018 NHS Staff Survey

**Directorate Report**

**Contents**

Introduction . . . . .	3	Regional Services - Renal . . . . .	26
Themes – Directorates 1 . . . . .	4	Service Improvement . . . . .	27
Add Prof Scientific and Technic . . . . .	5	Strategy, Corporate Affairs & ICT . . . . .	28
Additional Clinical Services . . . . .	6	Surgery . . . . .	29
Administrative and Clerical . . . . .	7	Womens & Childrens Services . . . . .	30
Allied Health Professionals . . . . .	8		
Estates and Ancillary . . . . .	9		
Healthcare Scientists . . . . .	10		
Medical and Dental . . . . .	11		
Nursing and Midwifery Registered . . . . .	12		
Themes – Directorates 2 . . . . .	13		
Board Directorate . . . . .	14		
Clinical Operations . . . . .	15		
Clinical Services . . . . .	16		
Communications Directorate . . . . .	17		
Estates and Facilities Directorate . . . . .	18		
Finance Directorate . . . . .	19		
Human Resources Directorate . . . . .	20		
Medical Directorate . . . . .	21		
Medicine . . . . .	22		
Nursing Directorate . . . . .	23		
Patient Services Division . . . . .	24		
Regional Services - EOC . . . . .	25		

This directorate report for Epsom and St Helier University Hospitals NHS Trust contains results by directorate for themes from the 2018 NHS Staff Survey. These results are compared to the unweighted average for your organisation.

**Please note:** It is possible that there are differences between the 'Your org' scores reported in this directorate report and those in the benchmark report. This is because the results in the benchmark report are weighted to allow for fair comparisons between organisations of a similar type. However, in this report comparisons are made within your organisation so the unweighted organisation result is a more appropriate point of comparison.

The directorate breakdowns used in this report were provided and defined by Epsom and St Helier University Hospitals NHS Trust. Details of how the theme scores were calculated are included in the Technical Document, available to download from our [results website](#).

## Key features

Breakdown type and **directorate name** are specified in the header. Black text in the header is hyperlinked: clicking on '2018 NHS Staff Survey Results' navigates back to the contents page.

Directorate results are presented in the context of the (unweighted) **organisation average ('Your org')**, so it is easy to tell if a directorate is performing better or worse than the organisation average. For all themes, a higher score is a better result than a lower score.

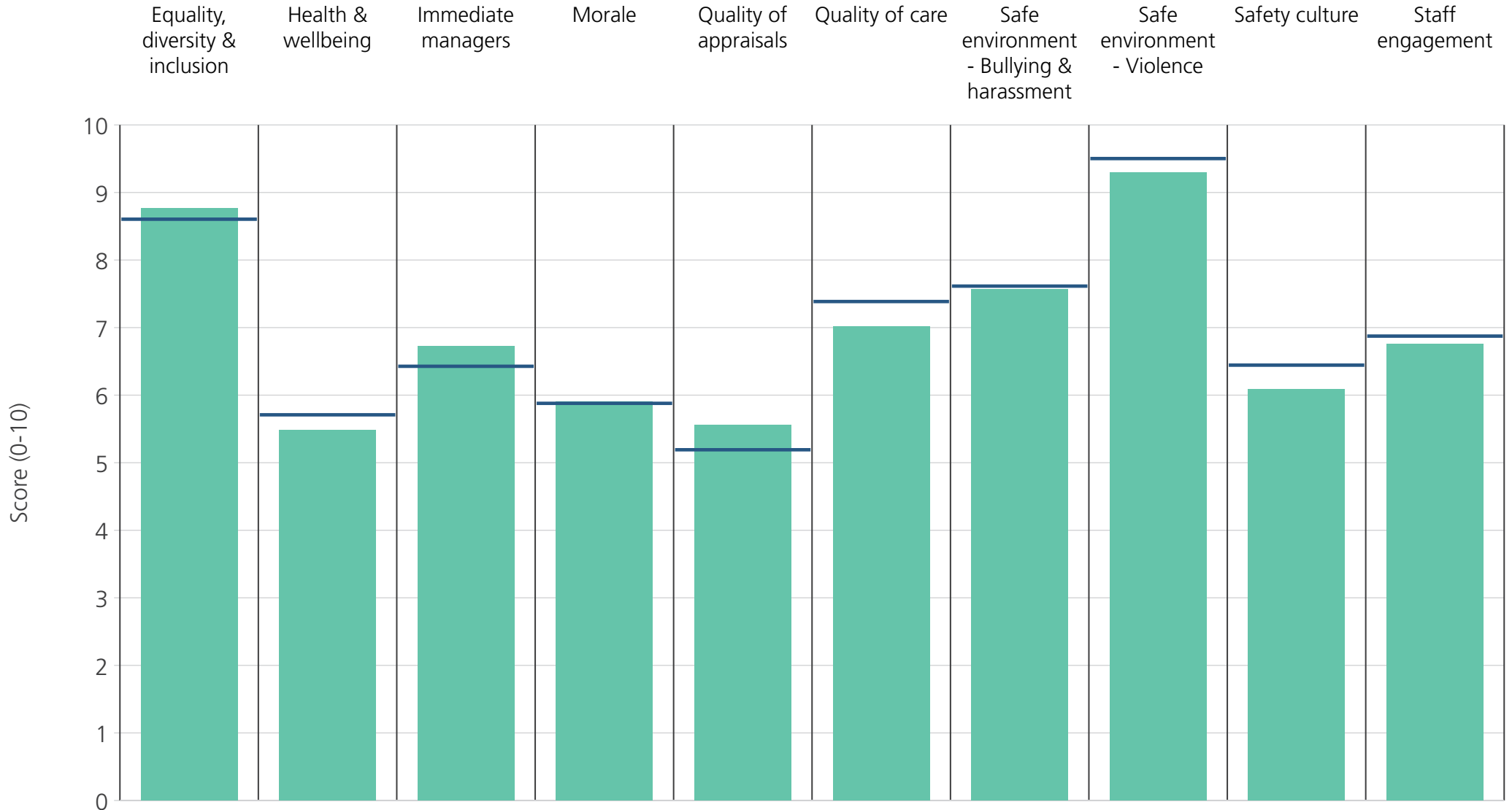
The **number of responses** feeding into each theme score **for the given directorate** is specified below the table containing the directorate and trust scores.



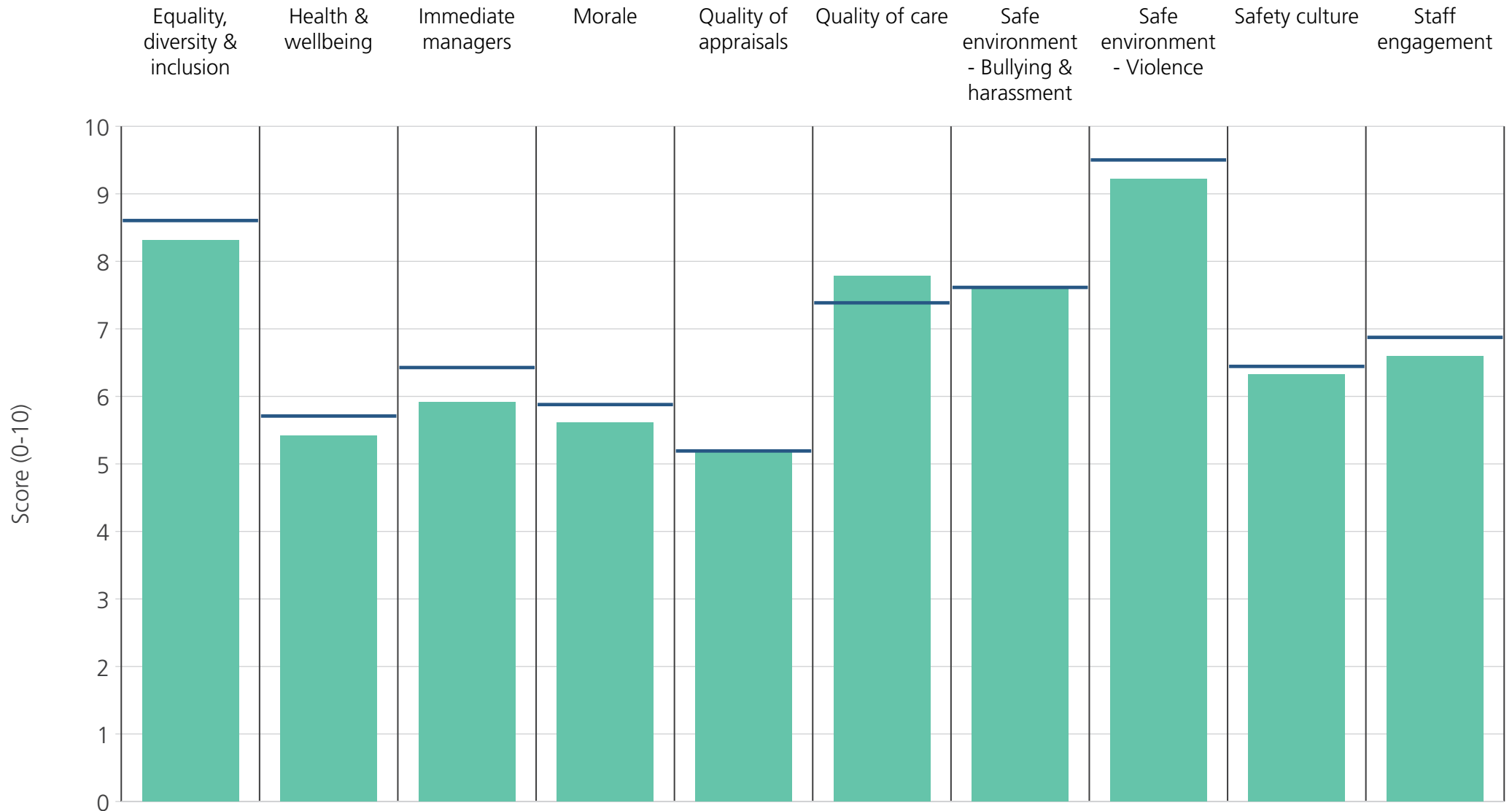
**! Note:** when there are less than 11 responses in a group, results are suppressed to protect staff confidentiality

# Directorates 1

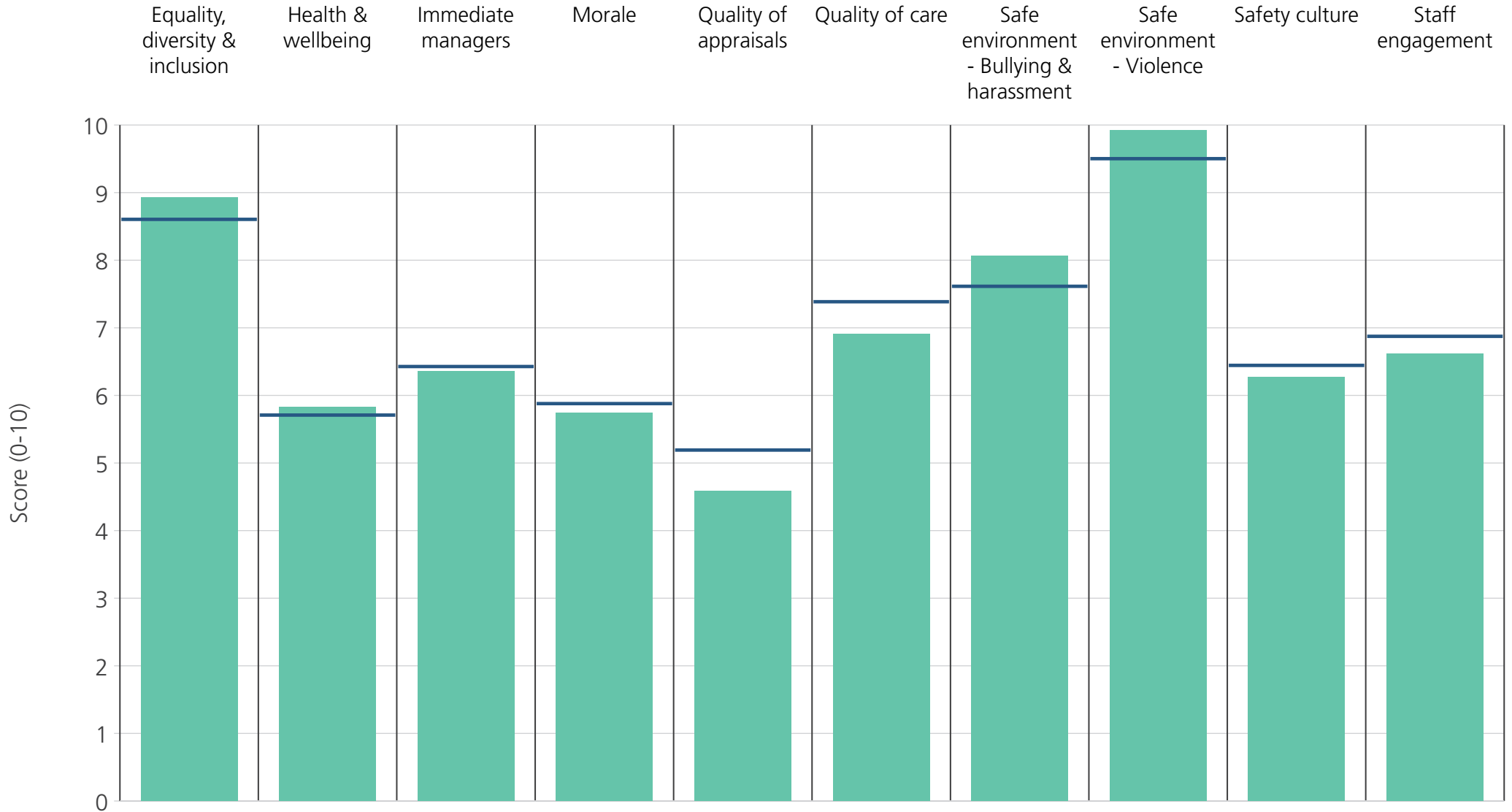
Epsom and St Helier University Hospitals NHS Trust  
2018 NHS Staff Survey Results



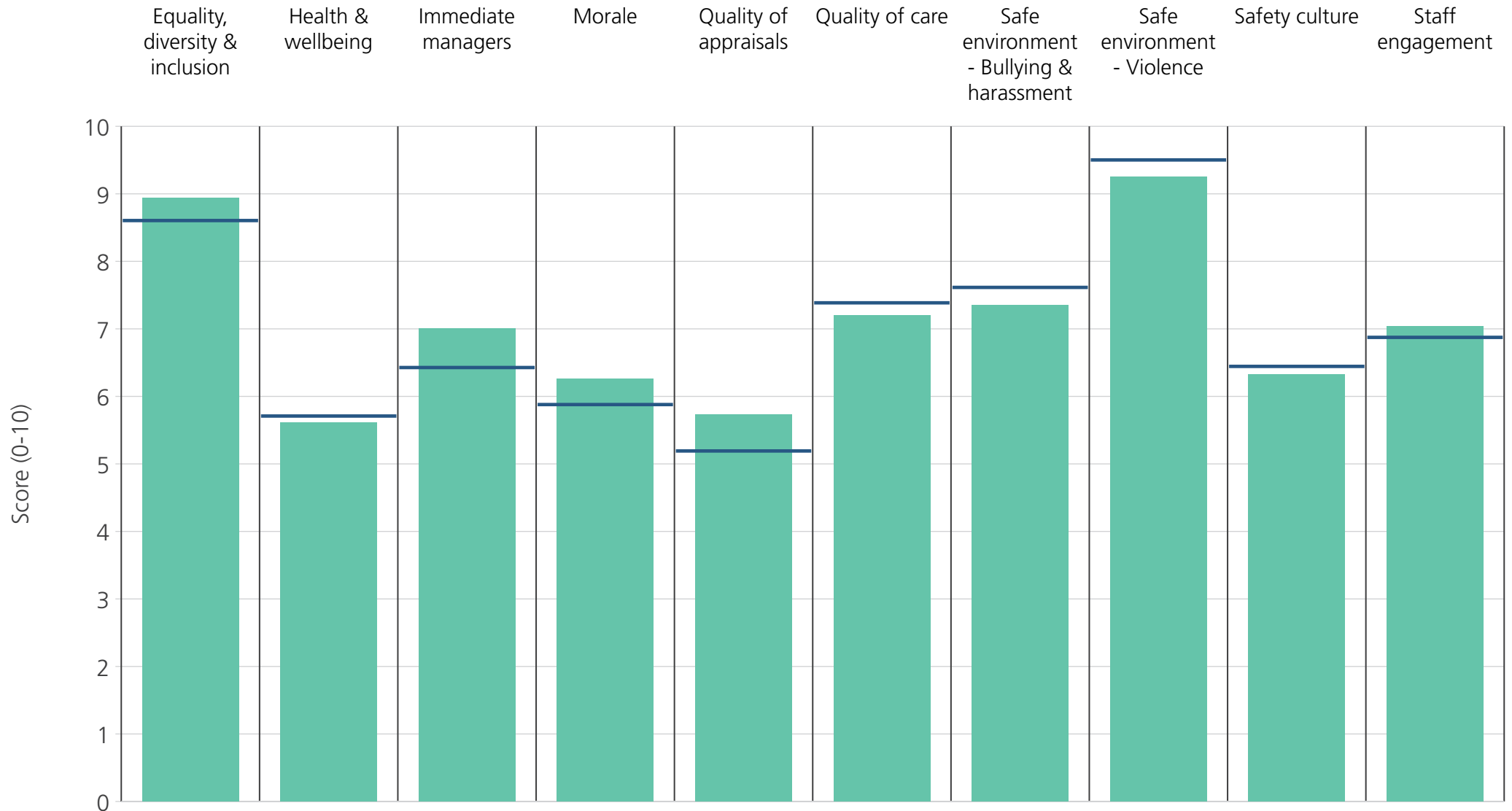
<b>Directorate</b>	8.8	5.5	6.7	5.9	5.6	7.0	7.6	9.3	6.1	6.8
<b>Your org</b>	8.6	5.7	6.4	5.9	5.2	7.4	7.6	9.5	6.4	6.9
<b>Responses</b>	46	48	47	48	41	48	48	47	48	48



<b>Directorate</b>	8.3	5.4	5.9	5.6	5.2	7.8	7.6	9.2	6.3	6.6
<b>Your org</b>	8.6	5.7	6.4	5.9	5.2	7.4	7.6	9.5	6.4	6.9
<b>Responses</b>	320	320	321	307	204	306	317	321	321	320

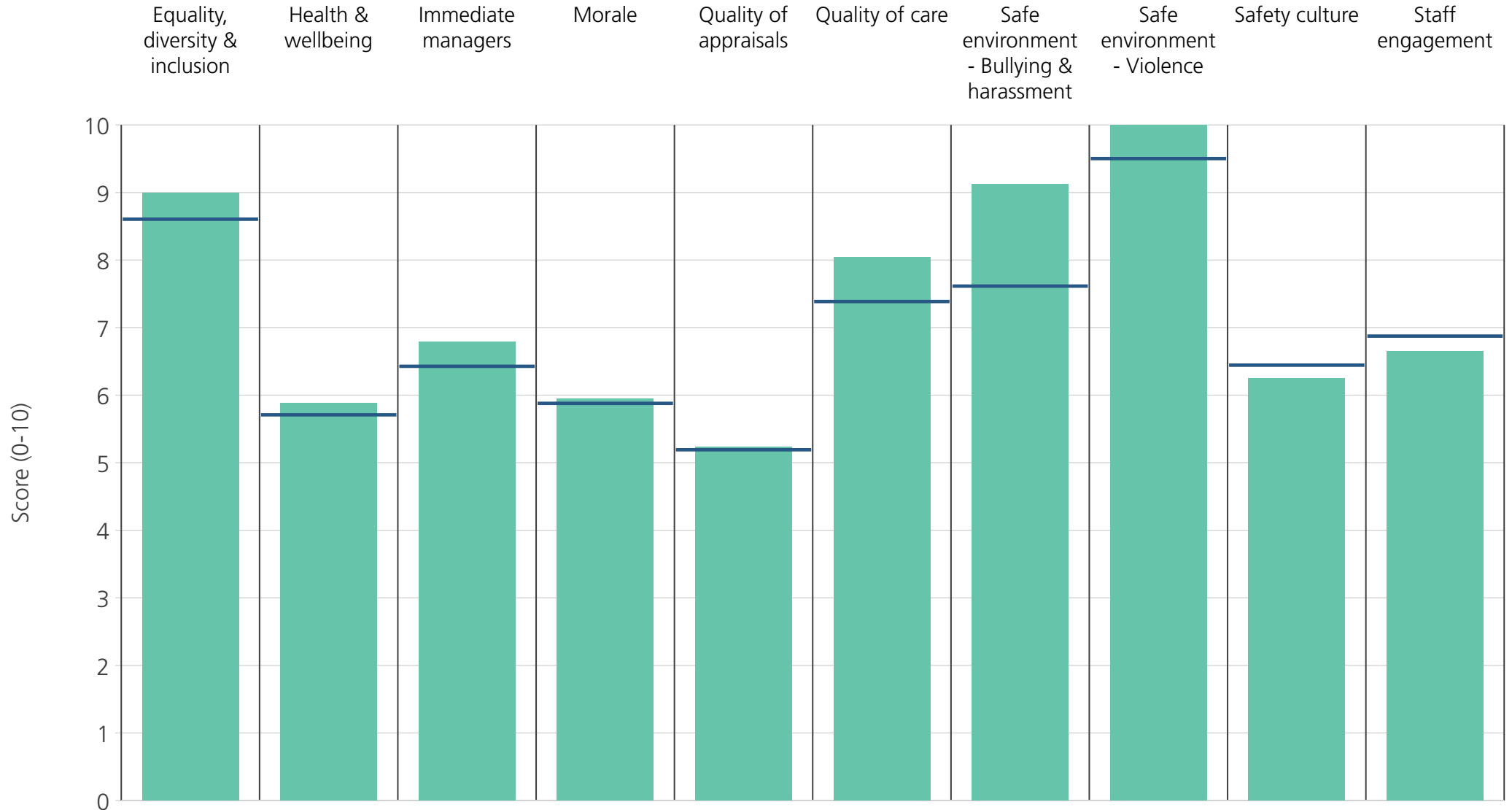


<b>Directorate</b>	8.9	5.8	6.4	5.7	4.6	6.9	8.1	9.9	6.3	6.6
<b>Your org</b>	8.6	5.7	6.4	5.9	5.2	7.4	7.6	9.5	6.4	6.9
<b>Responses</b>	572	572	575	568	427	381	568	570	569	582

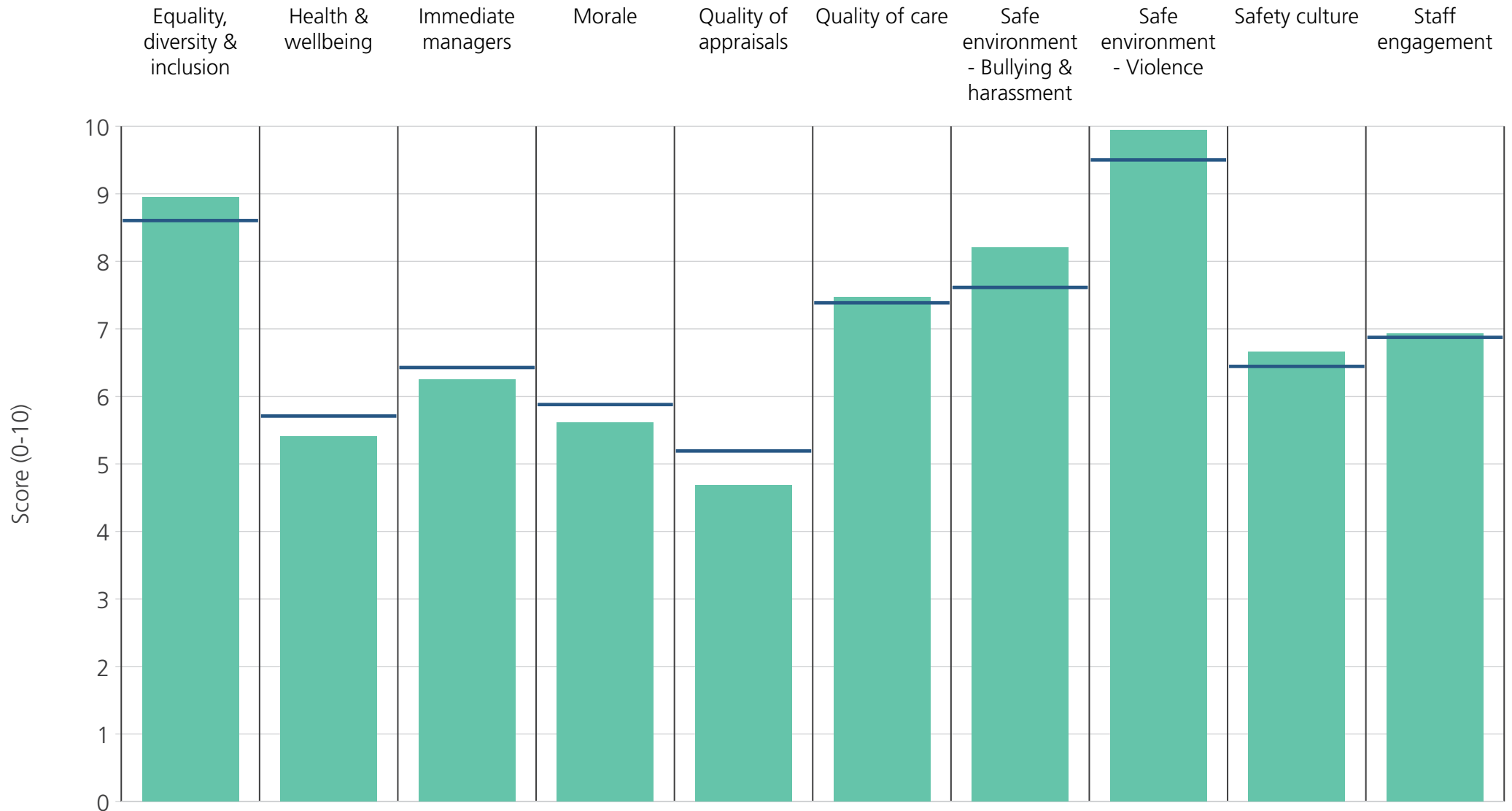


<b>Directorate</b>	8.9	5.6	7.0	6.3	5.7	7.2	7.4	9.3	6.3	7.0
<b>Your org</b>	8.6	5.7	6.4	5.9	5.2	7.4	7.6	9.5	6.4	6.9
<b>Responses</b>	92	93	93	91	74	94	92	94	91	94

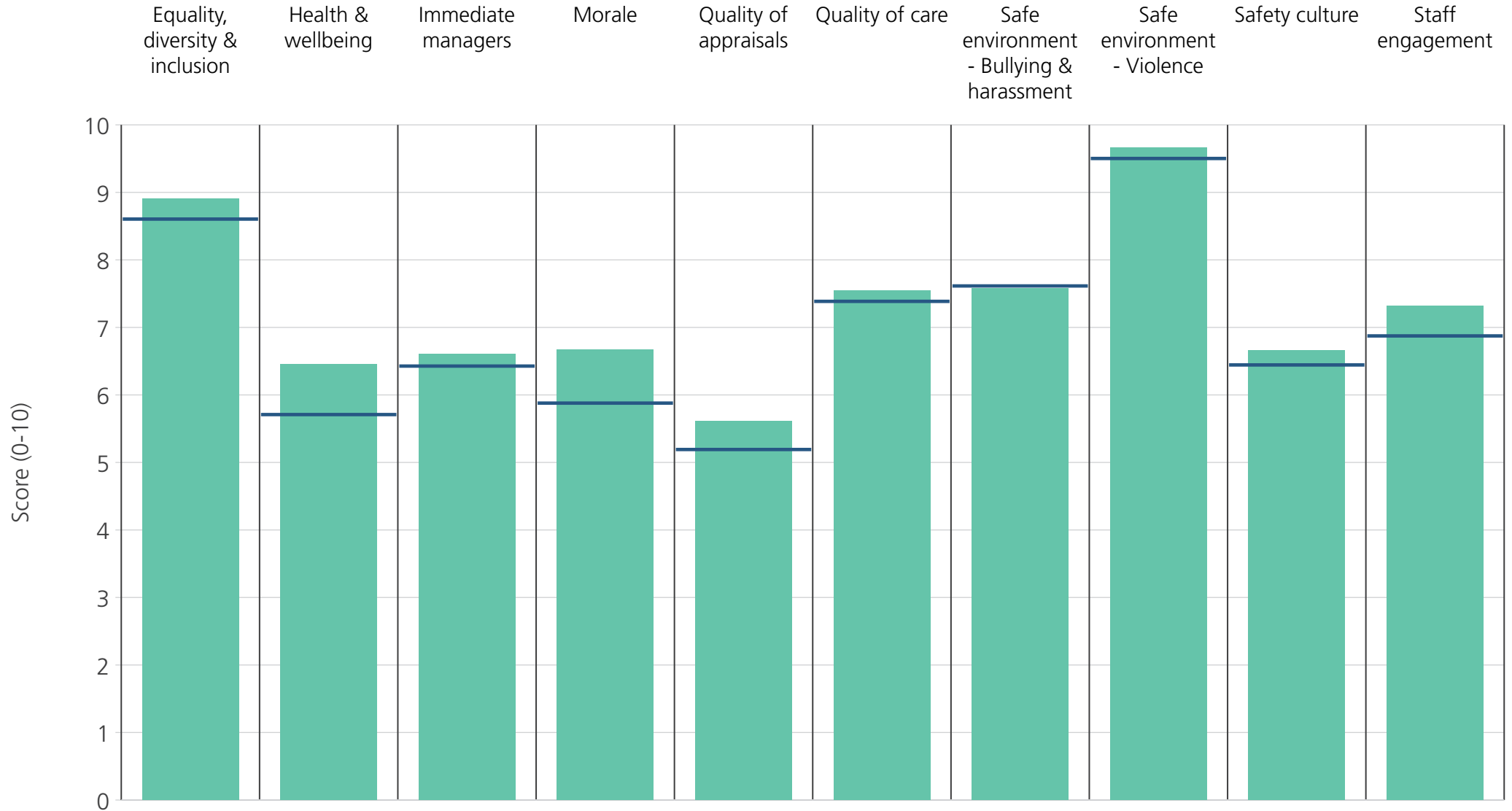




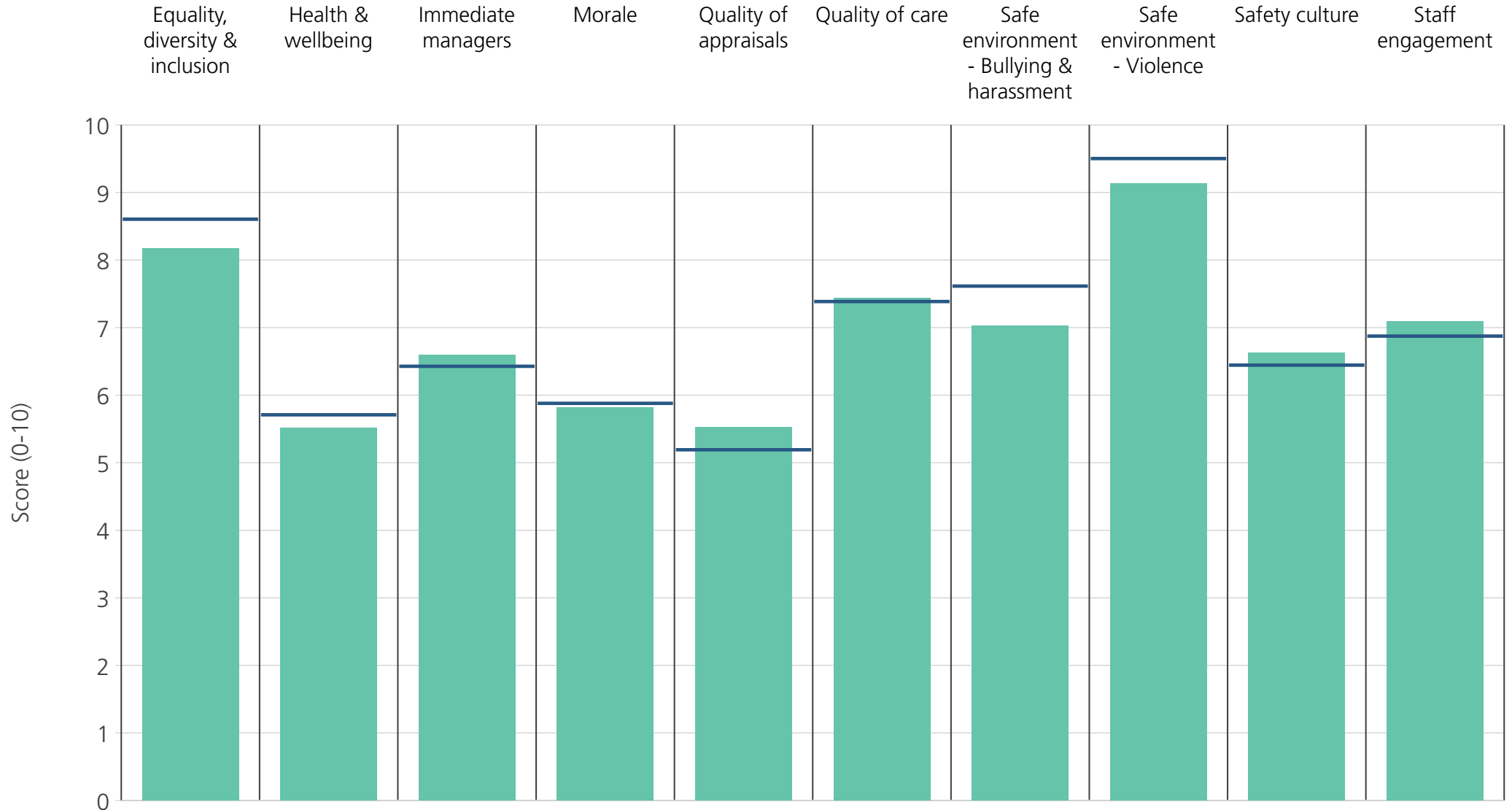
<b>Directorate</b>	9.0	5.9	6.8	5.9	5.2	8.0	9.1	10.0	6.2	6.6
<b>Your org</b>	8.6	5.7	6.4	5.9	5.2	7.4	7.6	9.5	6.4	6.9
<b>Responses</b>	42	42	42	42	32	32	42	42	42	42



<b>Directorate</b>	8.9	5.4	6.3	5.6	4.7	7.5	8.2	9.9	6.7	6.9
<b>Your org</b>	8.6	5.7	6.4	5.9	5.2	7.4	7.6	9.5	6.4	6.9
<b>Responses</b>	88	89	88	88	75	87	89	88	89	90



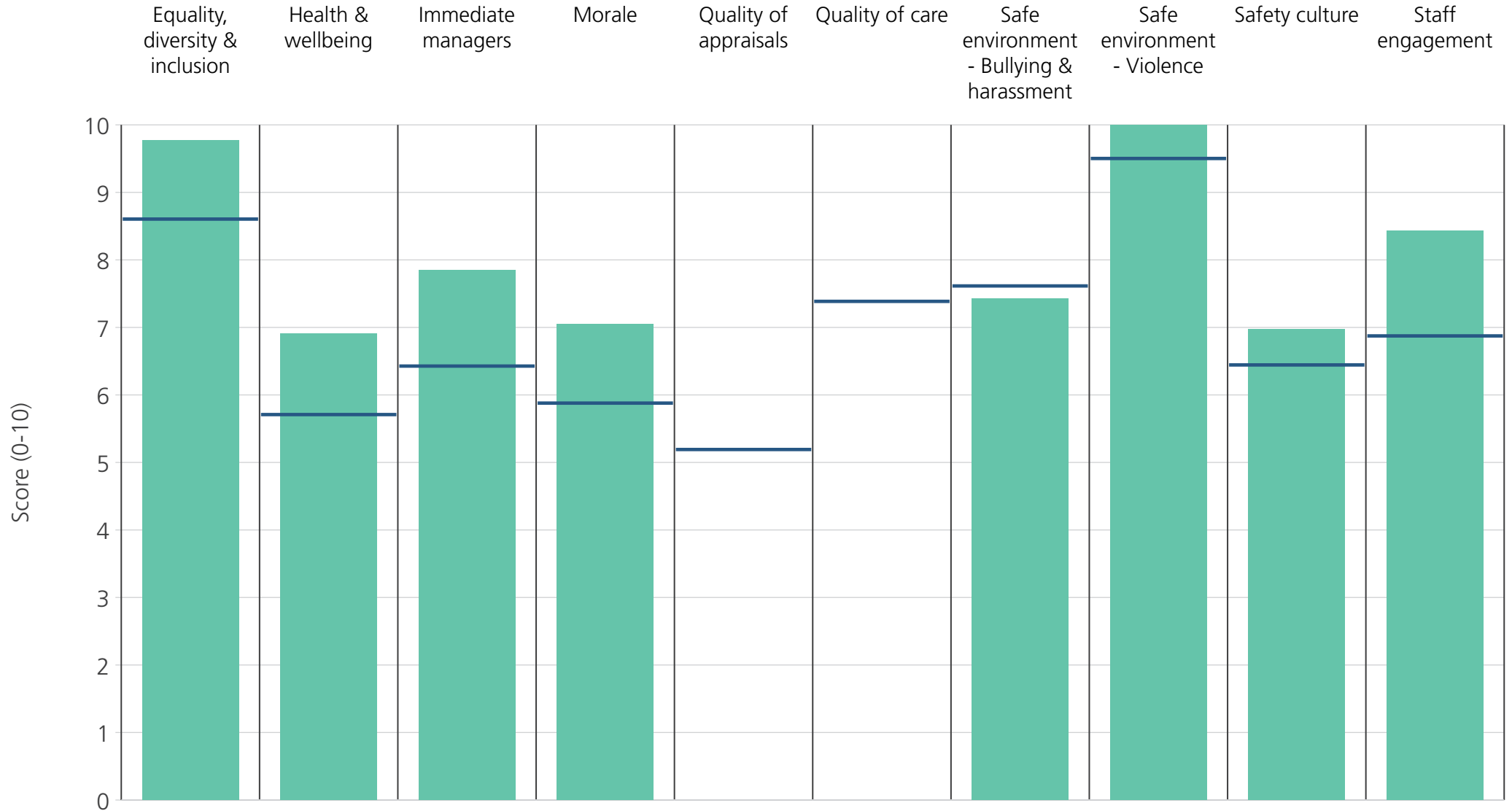
<b>Directorate</b>	8.9	6.5	6.6	6.7	5.6	7.5	7.6	9.7	6.7	7.3
<b>Your org</b>	8.6	5.7	6.4	5.9	5.2	7.4	7.6	9.5	6.4	6.9
<b>Responses</b>	226	230	231	228	194	232	230	229	228	232



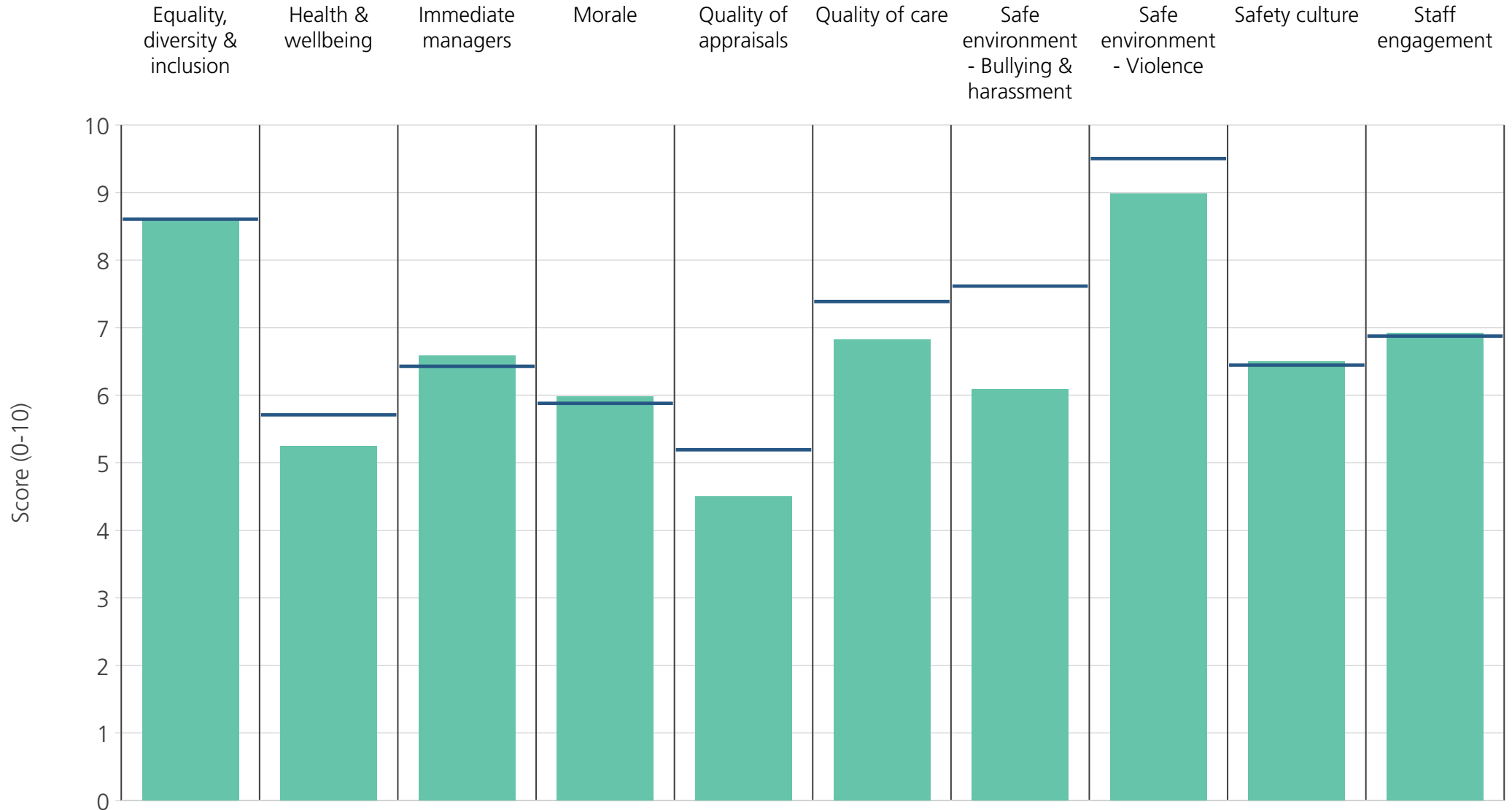
<b>Directorate</b>	8.2	5.5	6.6	5.8	5.5	7.4	7.0	9.1	6.6	7.1
<b>Your org</b>	8.6	5.7	6.4	5.9	5.2	7.4	7.6	9.5	6.4	6.9
<b>Responses</b>	566	574	573	567	462	572	570	574	575	577

# Directorates 2

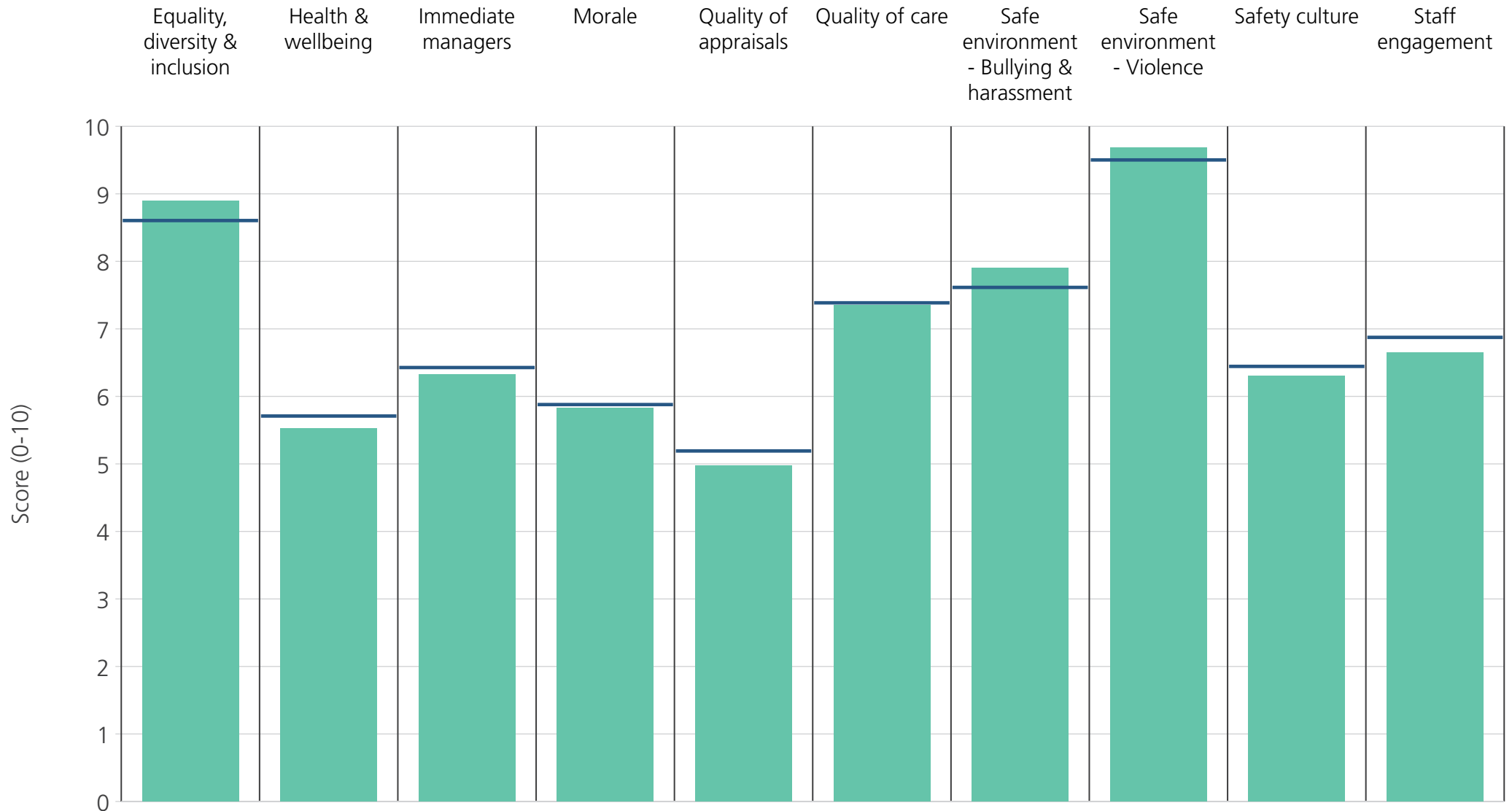
Epsom and St Helier University Hospitals NHS Trust  
2018 NHS Staff Survey Results



<b>Directorate</b>	9.8	6.9	7.8	7.0			7.4	10.0	7.0	8.4
<b>Your org</b>	8.6	5.7	6.4	5.9	5.2	7.4	7.6	9.5	6.4	6.9
<b>Responses</b>	11	11	11	11	10	7	11	11	11	11

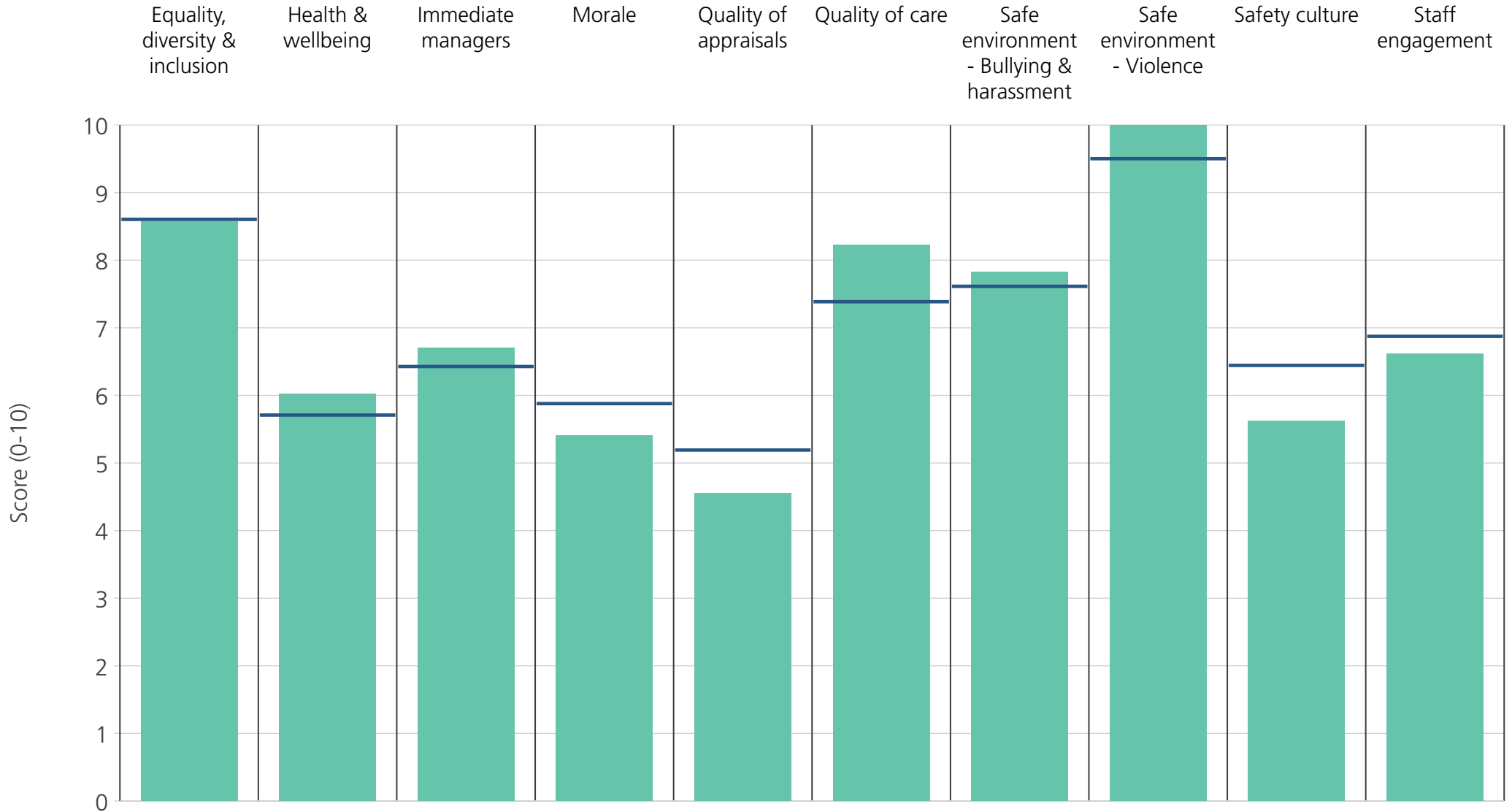


<b>Directorate</b>	8.6	5.2	6.6	6.0	4.5	6.8	6.1	9.0	6.5	6.9
<b>Your org</b>	8.6	5.7	6.4	5.9	5.2	7.4	7.6	9.5	6.4	6.9
<b>Responses</b>	23	23	23	23	15	22	23	23	23	23

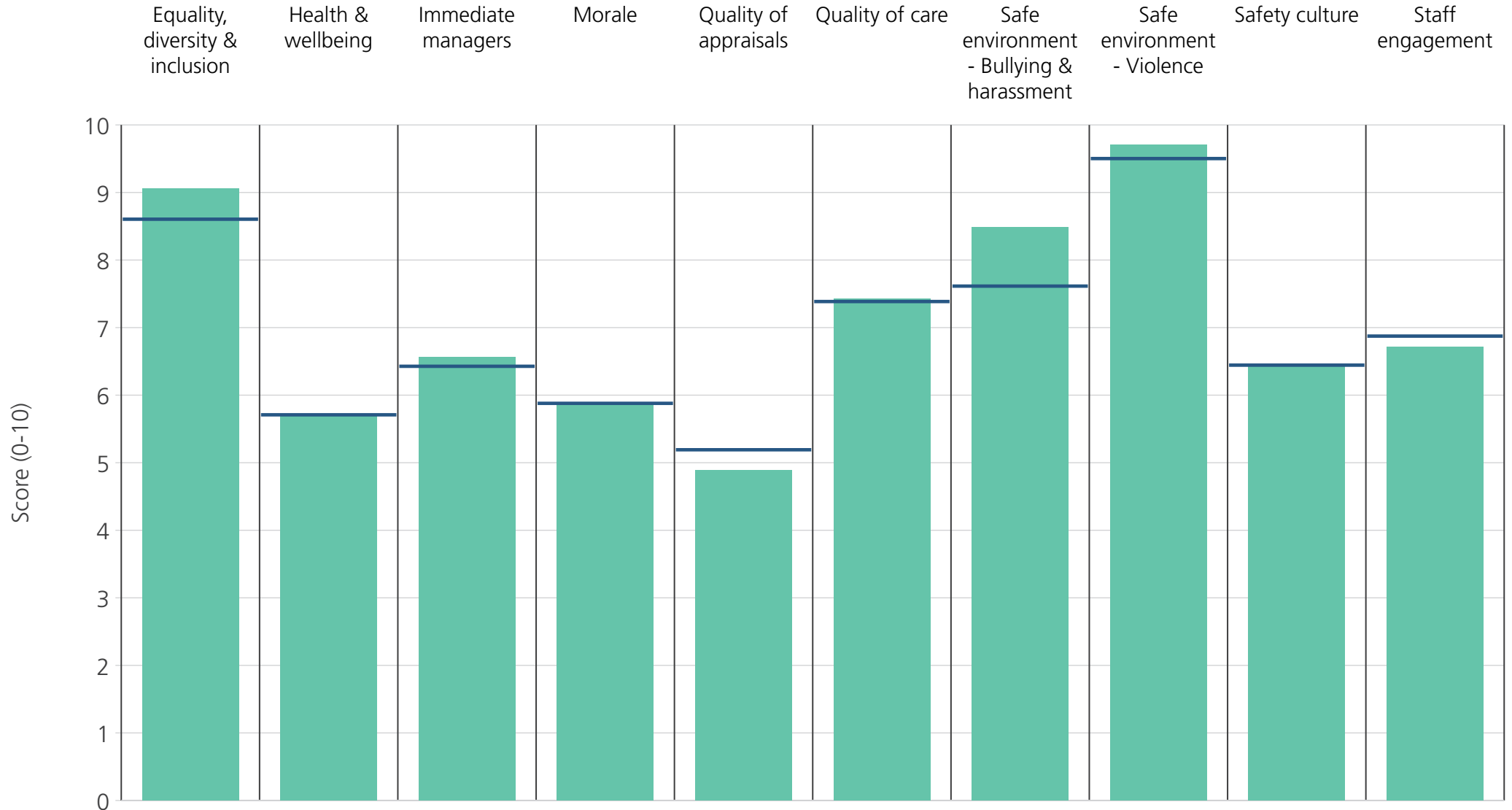


<b>Directorate</b>	8.9	5.5	6.3	5.8	5.0	7.4	7.9	9.7	6.3	6.6
<b>Your org</b>	8.6	5.7	6.4	5.9	5.2	7.4	7.6	9.5	6.4	6.9
<b>Responses</b>	374	378	375	368	310	356	375	376	376	379

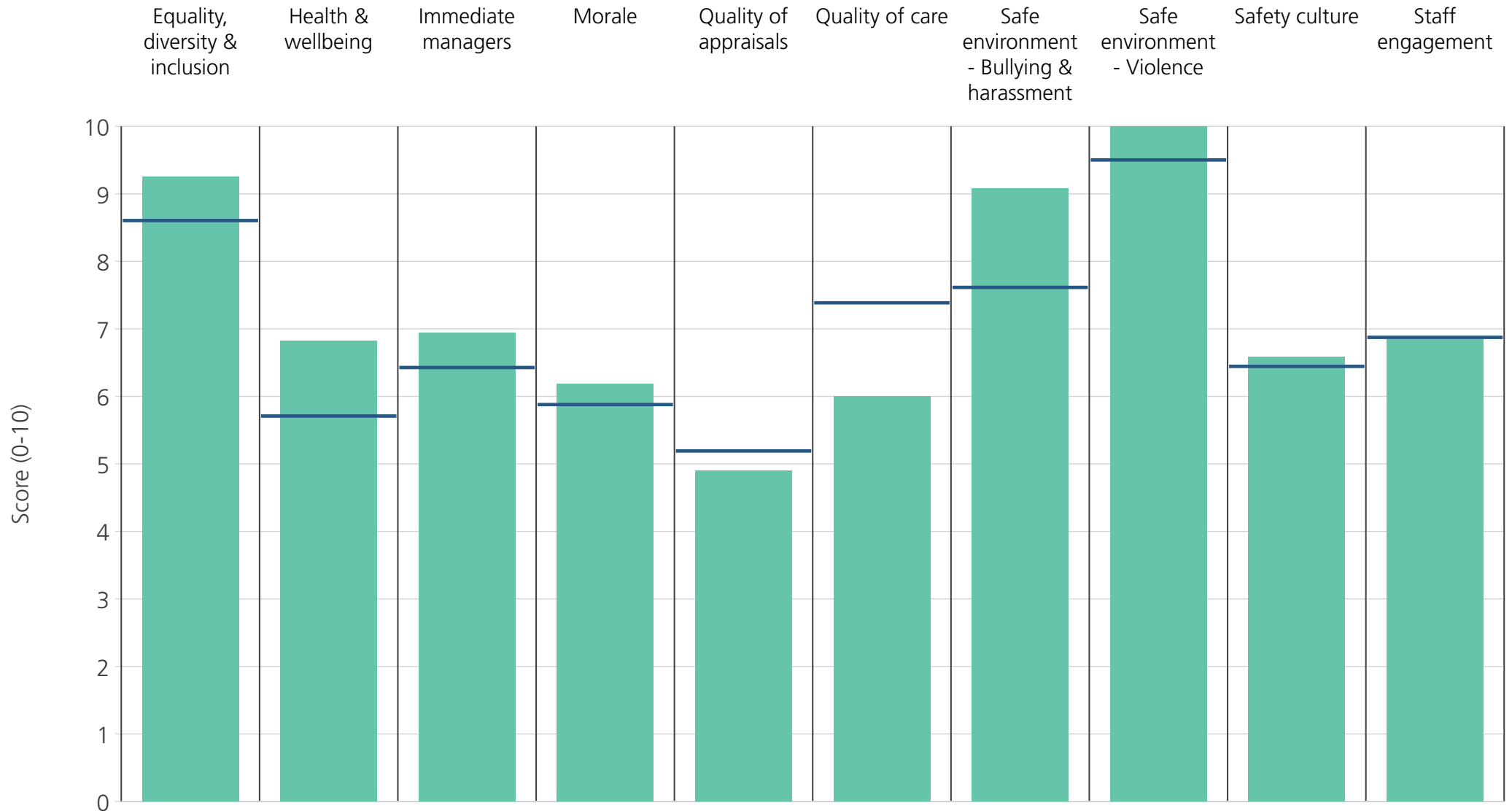




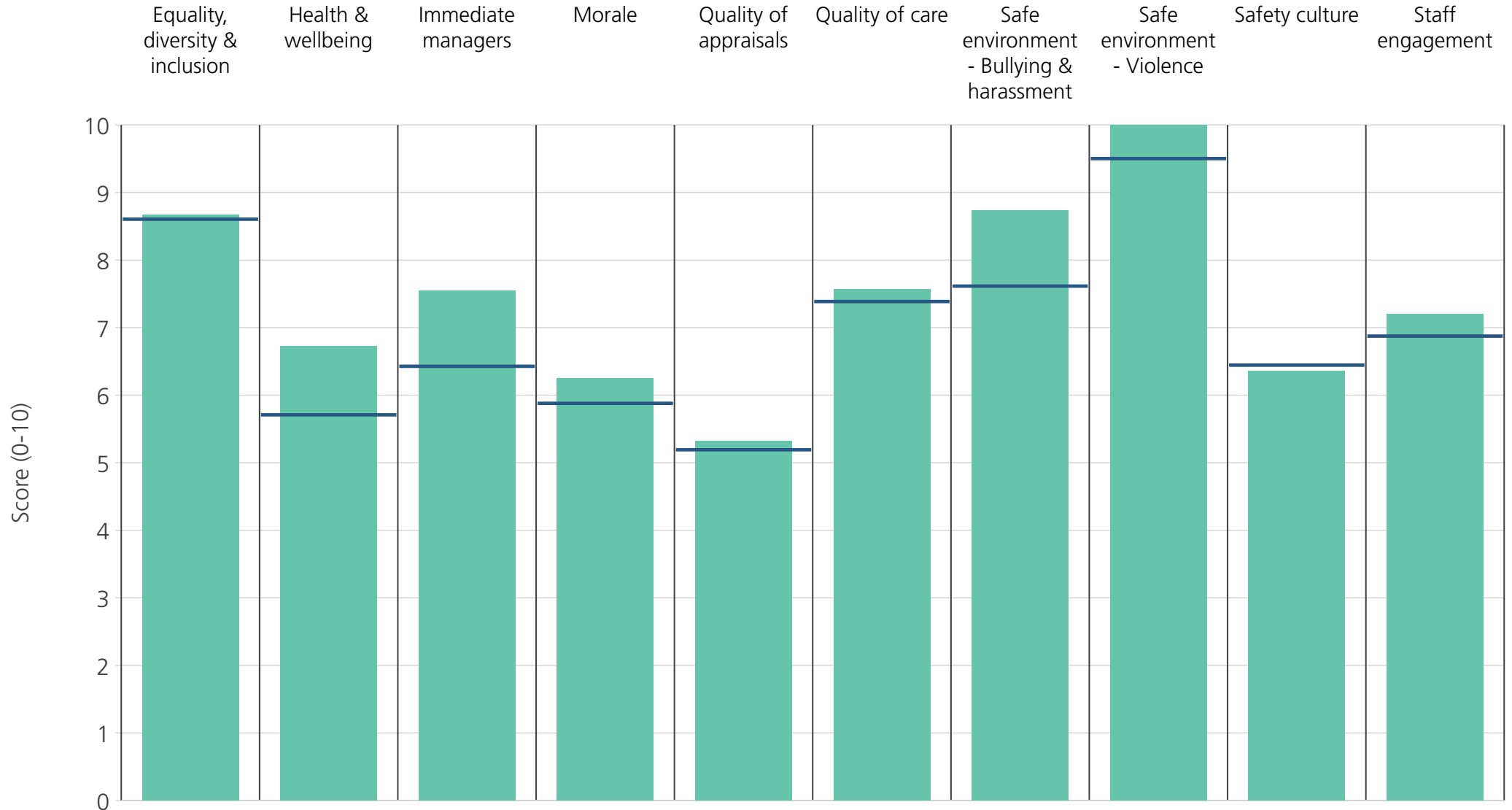
<b>Directorate</b>	8.6	6.0	6.7	5.4	4.6	8.2	7.8	10.0	5.6	6.6
<b>Your org</b>	8.6	5.7	6.4	5.9	5.2	7.4	7.6	9.5	6.4	6.9
<b>Responses</b>	24	24	24	23	16	15	23	24	24	24



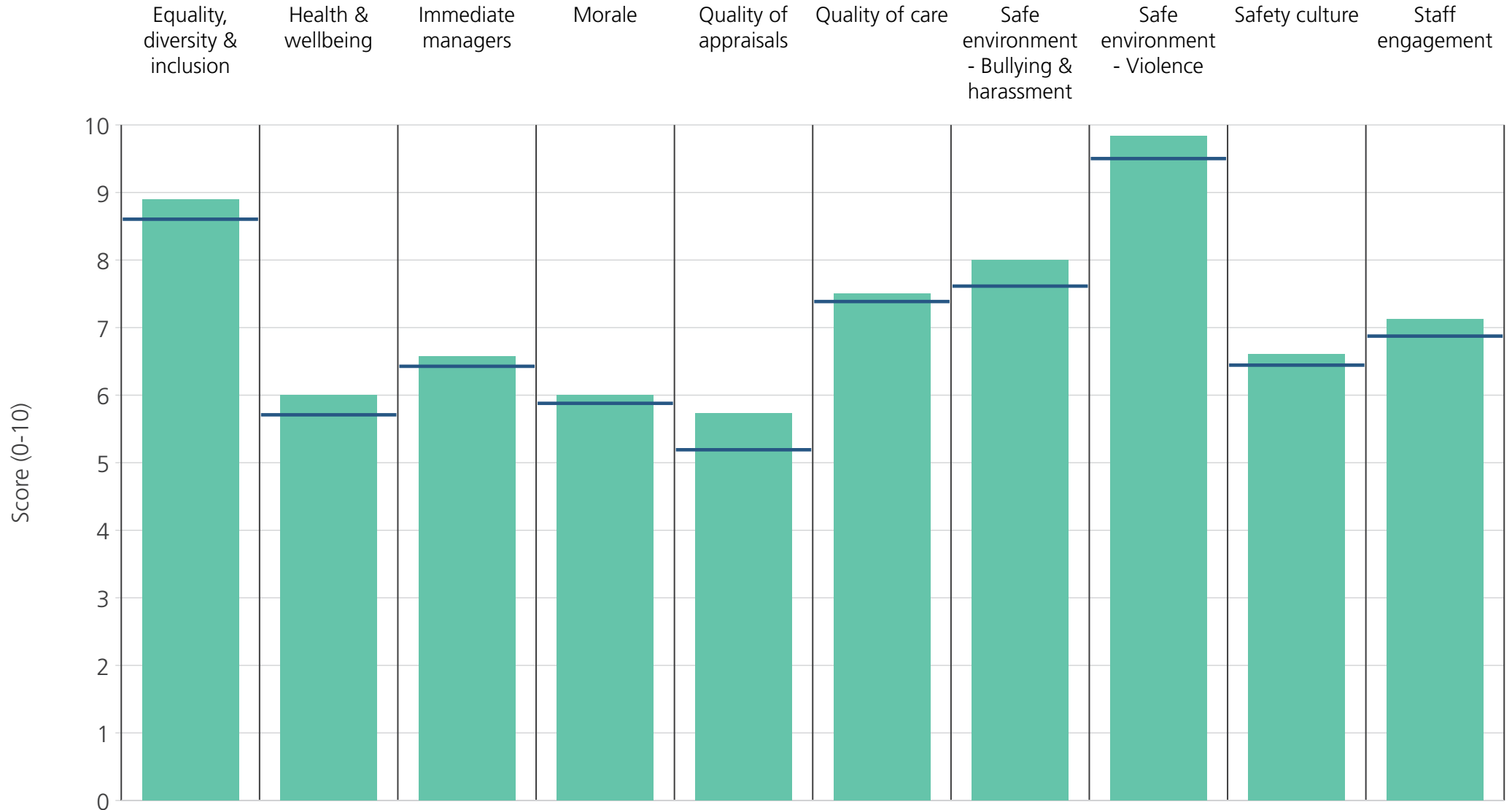
<b>Directorate</b>	9.1	5.7	6.6	5.9	4.9	7.4	8.5	9.7	6.4	6.7
<b>Your org</b>	8.6	5.7	6.4	5.9	5.2	7.4	7.6	9.5	6.4	6.9
<b>Responses</b>	102	102	103	104	72	86	102	103	103	103



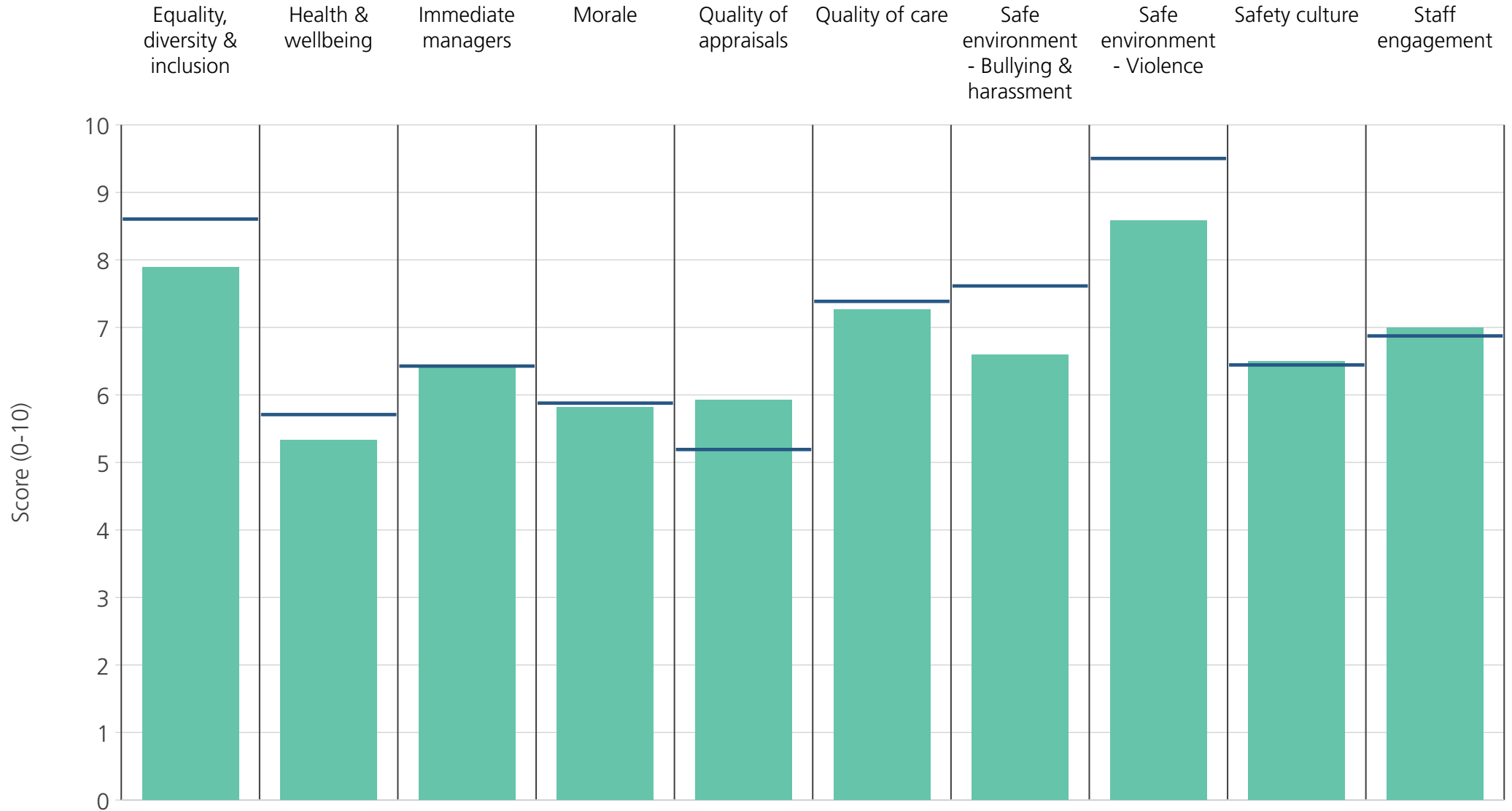
<b>Directorate</b>	9.3	6.8	6.9	6.2	4.9	6.0	9.1	10.0	6.6	6.8
<b>Your org</b>	8.6	5.7	6.4	5.9	5.2	7.4	7.6	9.5	6.4	6.9
<b>Responses</b>	66	66	66	66	51	17	65	65	65	66



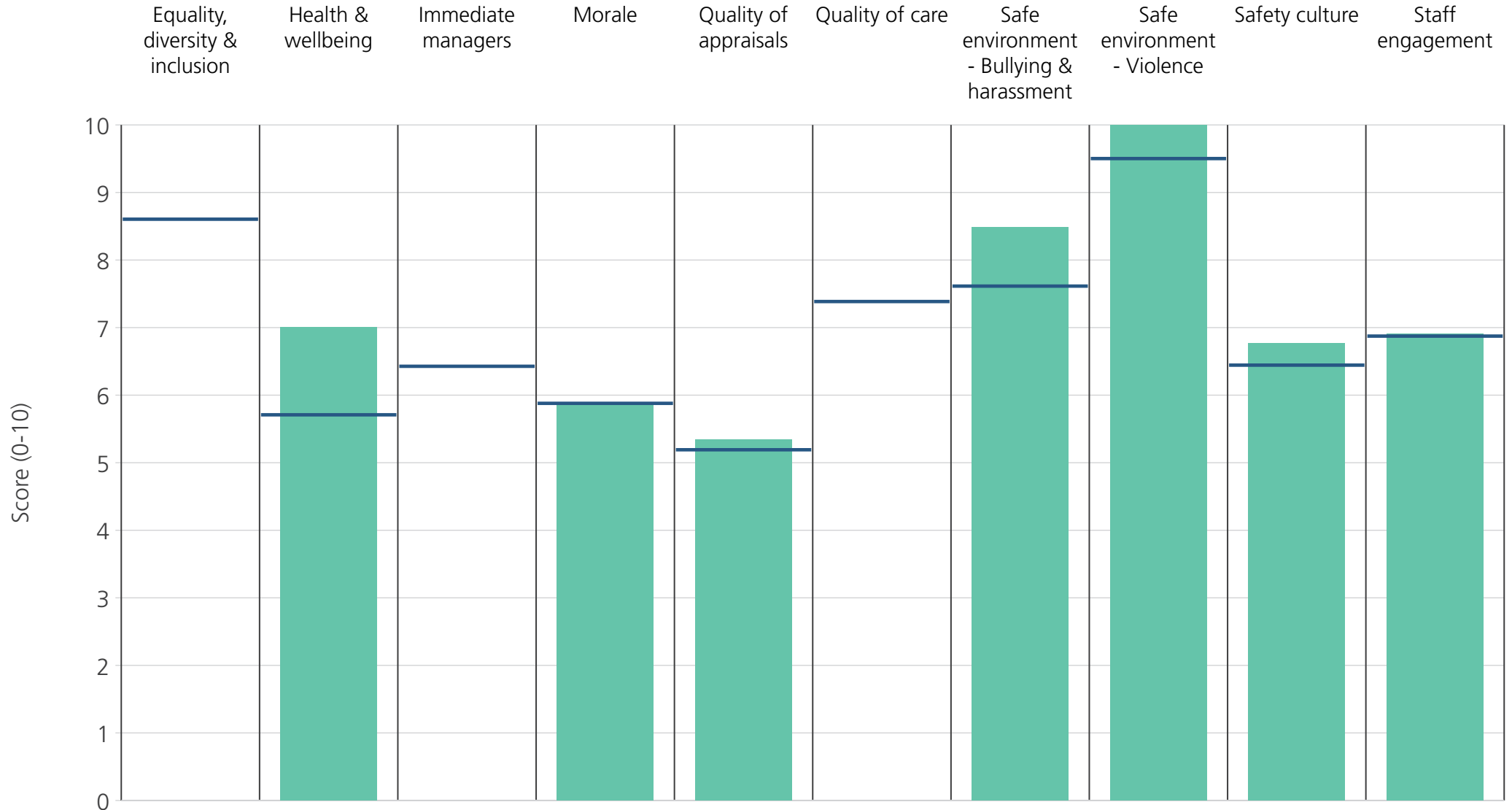
<b>Directorate</b>	8.7	6.7	7.5	6.3	5.3	7.6	8.7	10.0	6.4	7.2
<b>Your org</b>	8.6	5.7	6.4	5.9	5.2	7.4	7.6	9.5	6.4	6.9
<b>Responses</b>	54	53	55	54	45	24	54	53	55	55



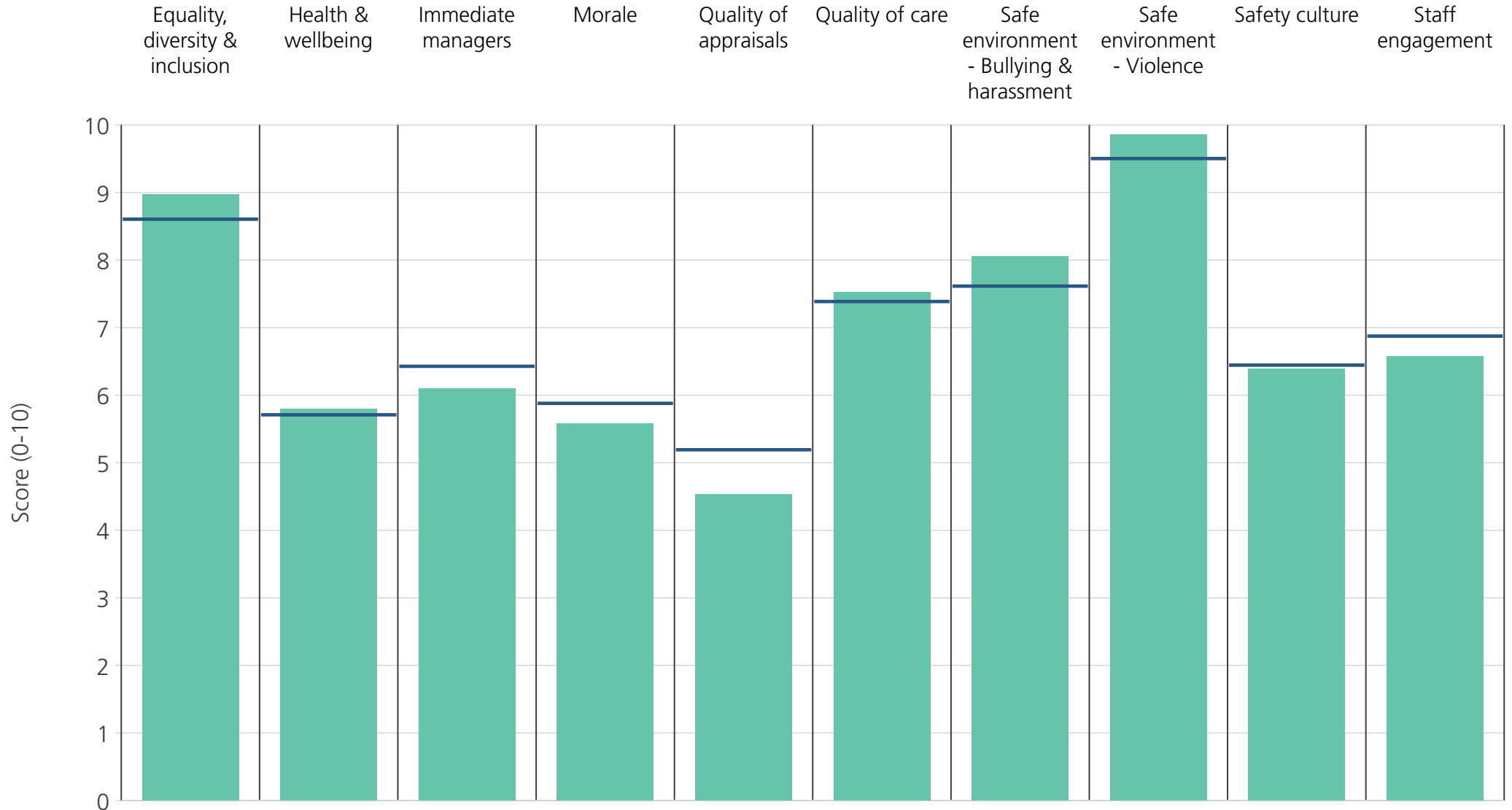
<b>Directorate</b>	8.9	6.0	6.6	6.0	5.7	7.5	8.0	9.8	6.6	7.1
<b>Your org</b>	8.6	5.7	6.4	5.9	5.2	7.4	7.6	9.5	6.4	6.9
<b>Responses</b>	58	60	58	58	46	40	60	59	60	60



<b>Directorate</b>	7.9	5.3	6.4	5.8	5.9	7.3	6.6	8.6	6.5	7.0
<b>Your org</b>	8.6	5.7	6.4	5.9	5.2	7.4	7.6	9.5	6.4	6.9
<b>Responses</b>	335	339	337	333	219	328	338	337	339	338

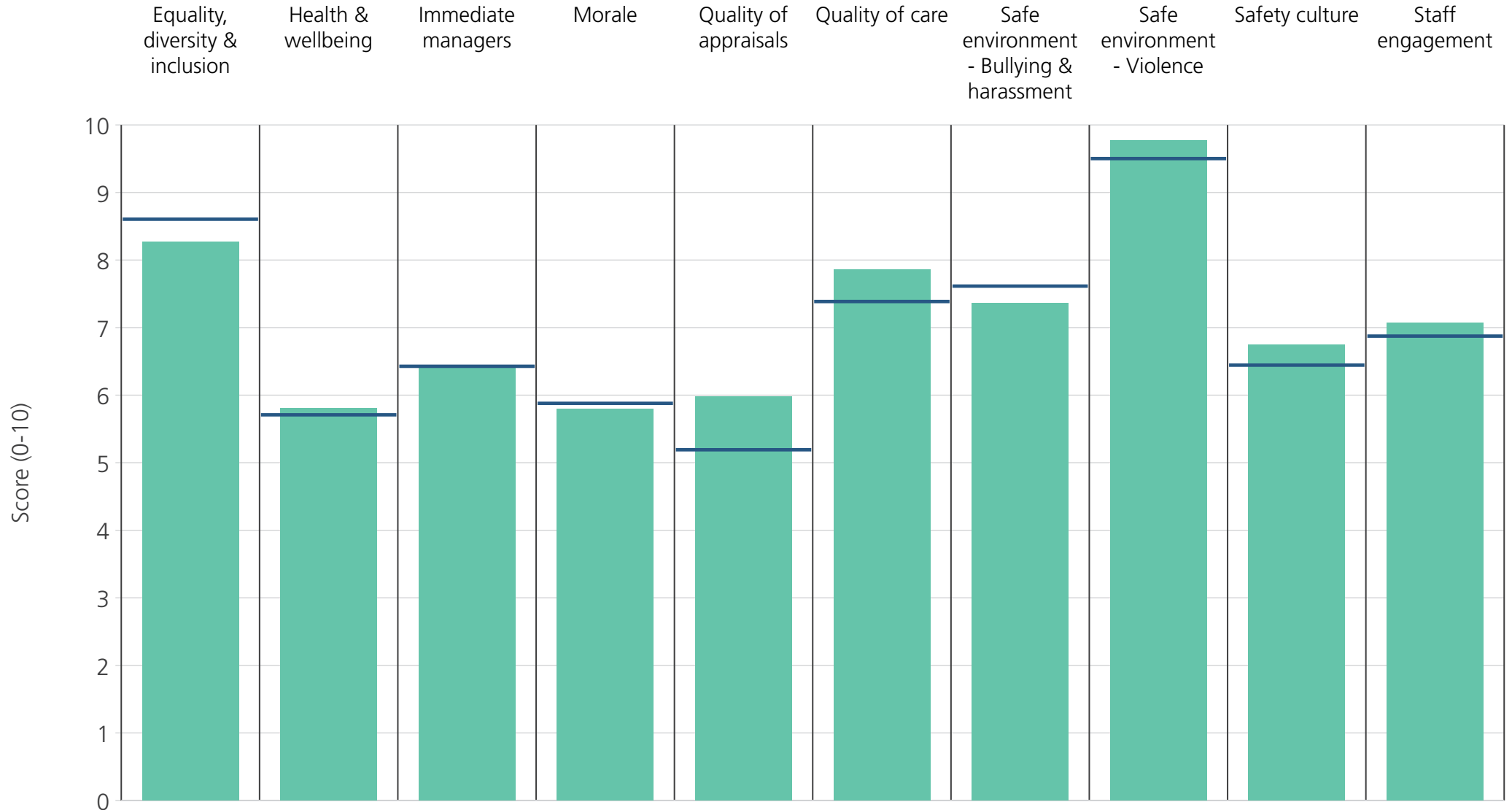


<b>Directorate</b>		7.0		5.9	5.3		8.5	10.0	6.8	6.9
<b>Your org</b>	8.6	5.7	6.4	5.9	5.2	7.4	7.6	9.5	6.4	6.9
<b>Responses</b>	10	11	10	11	11	9	11	11	11	12

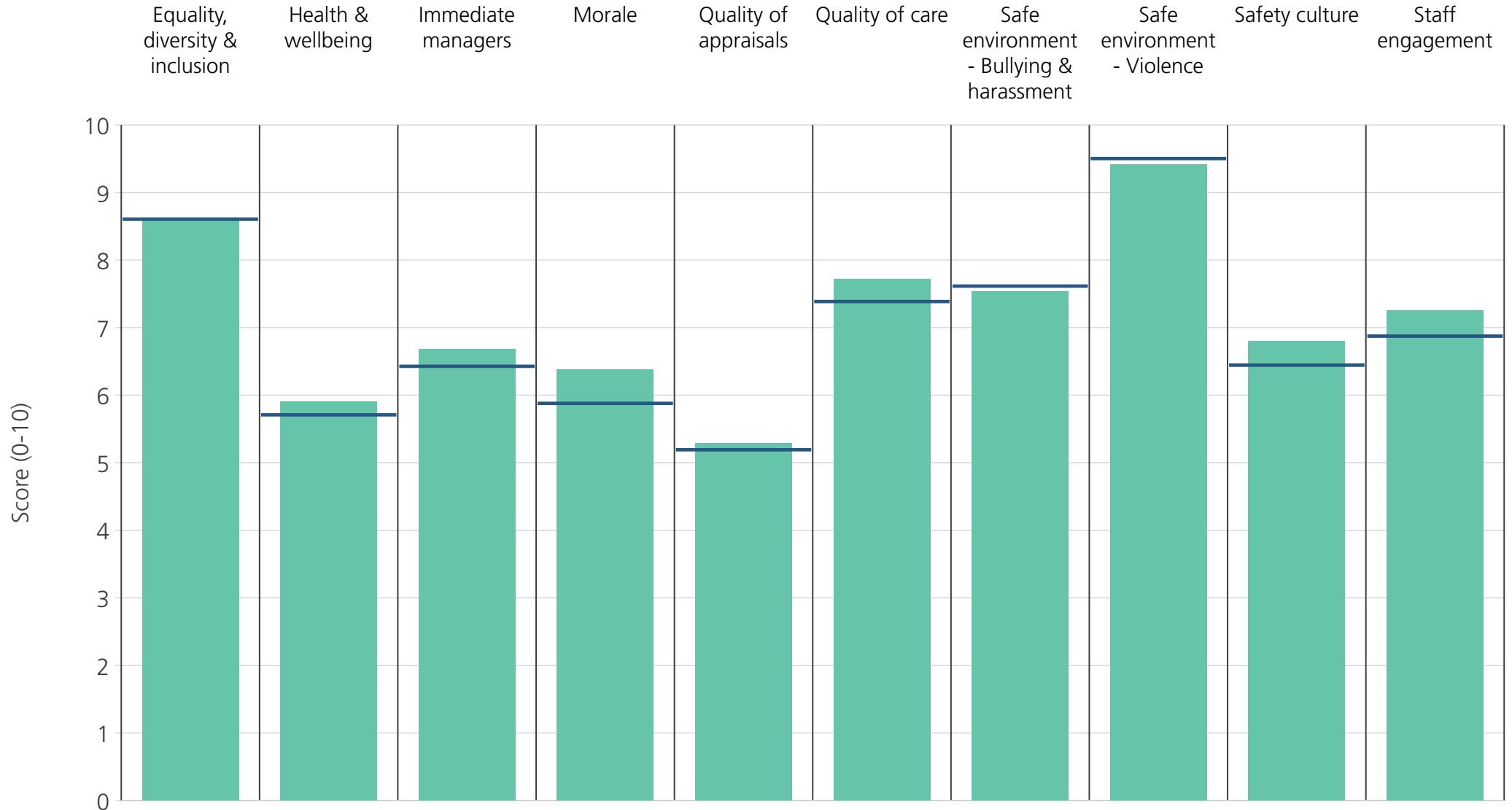


<b>Directorate</b>	9.0	5.8	6.1	5.6	4.5	7.5	8.1	9.9	6.4	6.6
<b>Your org</b>	8.6	5.7	6.4	5.9	5.2	7.4	7.6	9.5	6.4	6.9
<b>Responses</b>	90	90	91	89	65	83	89	90	90	92

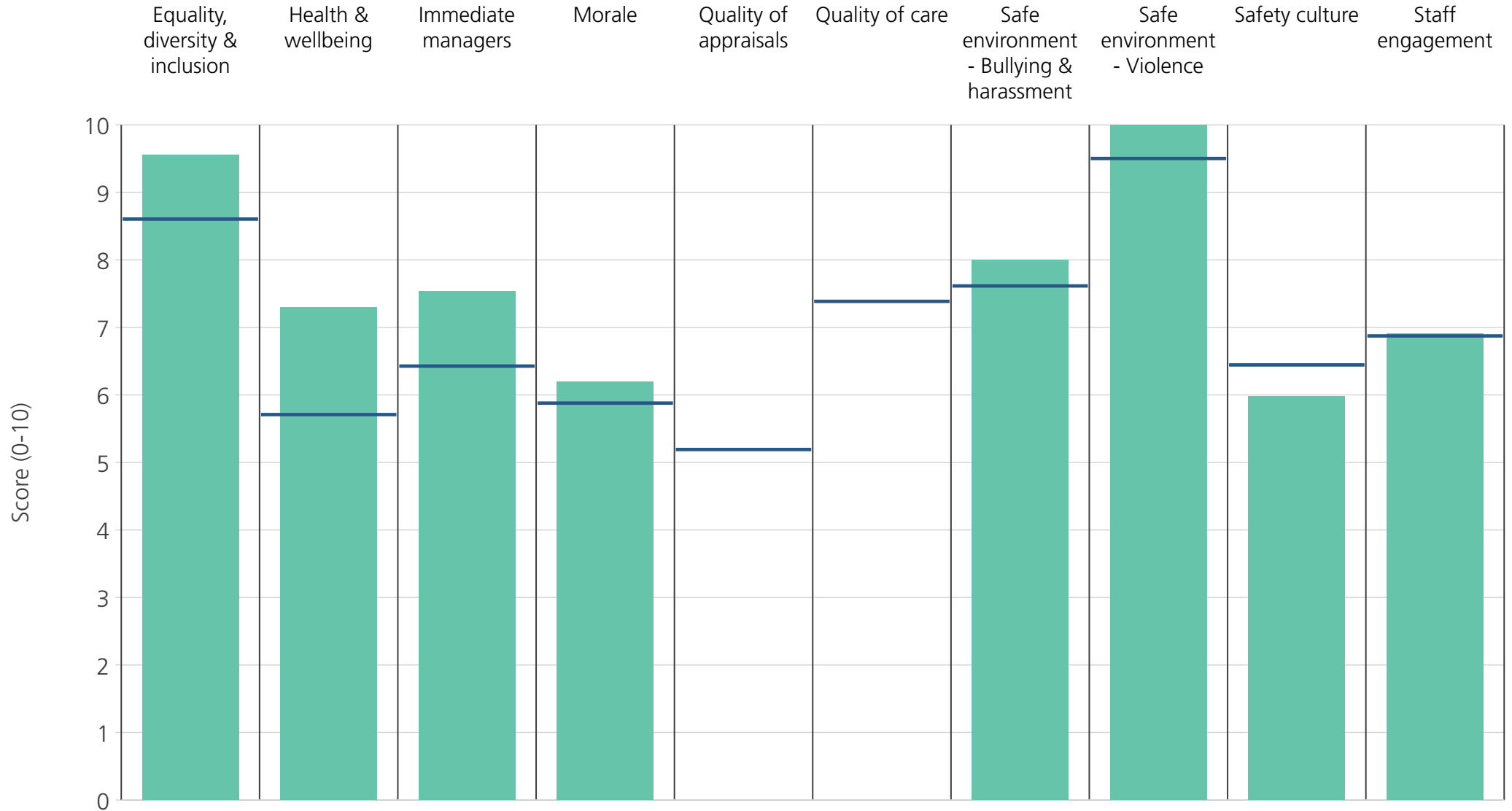




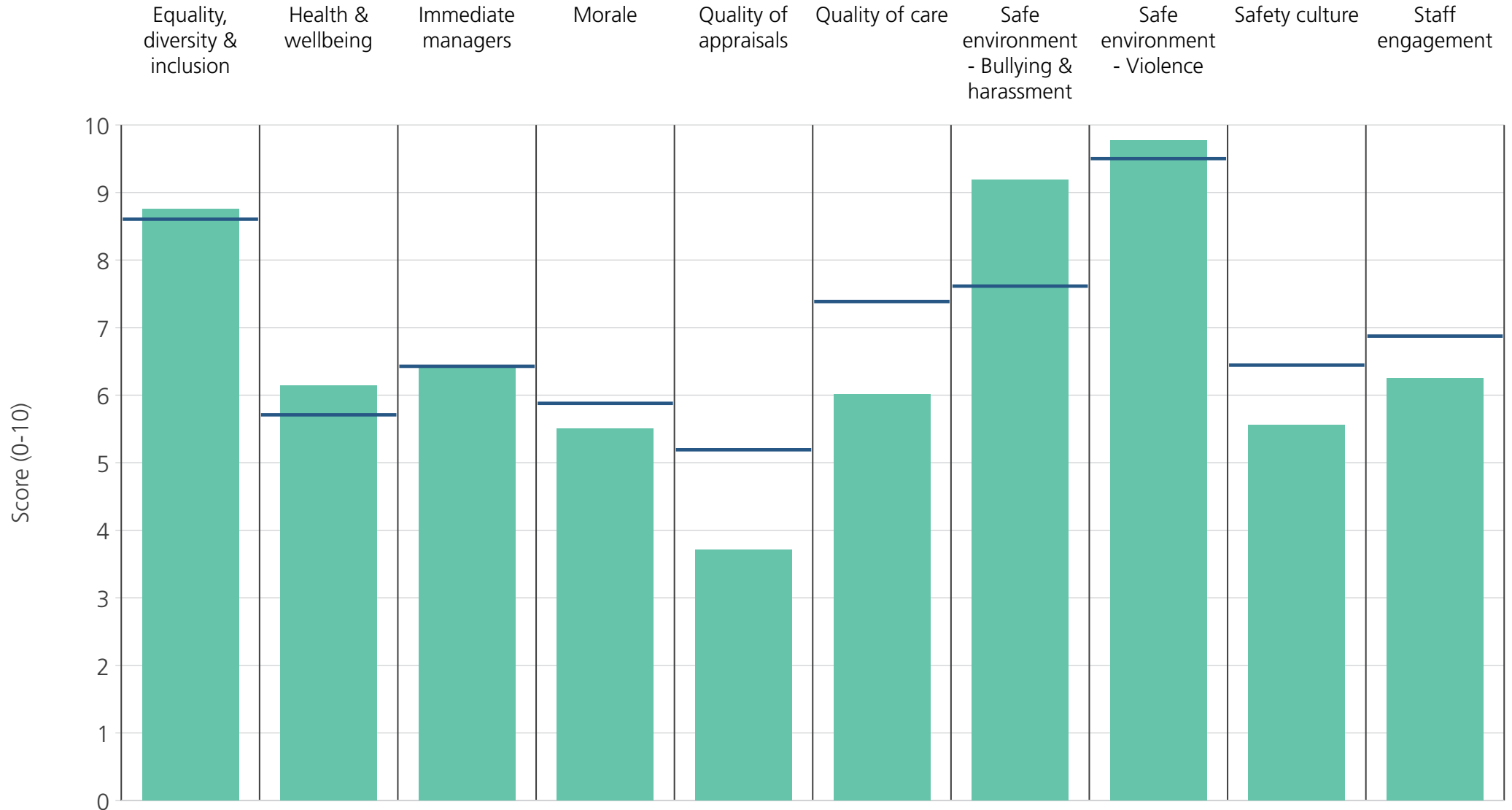
<b>Directorate</b>	8.3	5.8	6.4	5.8	6.0	7.9	7.4	9.8	6.7	7.1
<b>Your org</b>	8.6	5.7	6.4	5.9	5.2	7.4	7.6	9.5	6.4	6.9
<b>Responses</b>	86	87	89	86	70	86	87	88	85	90



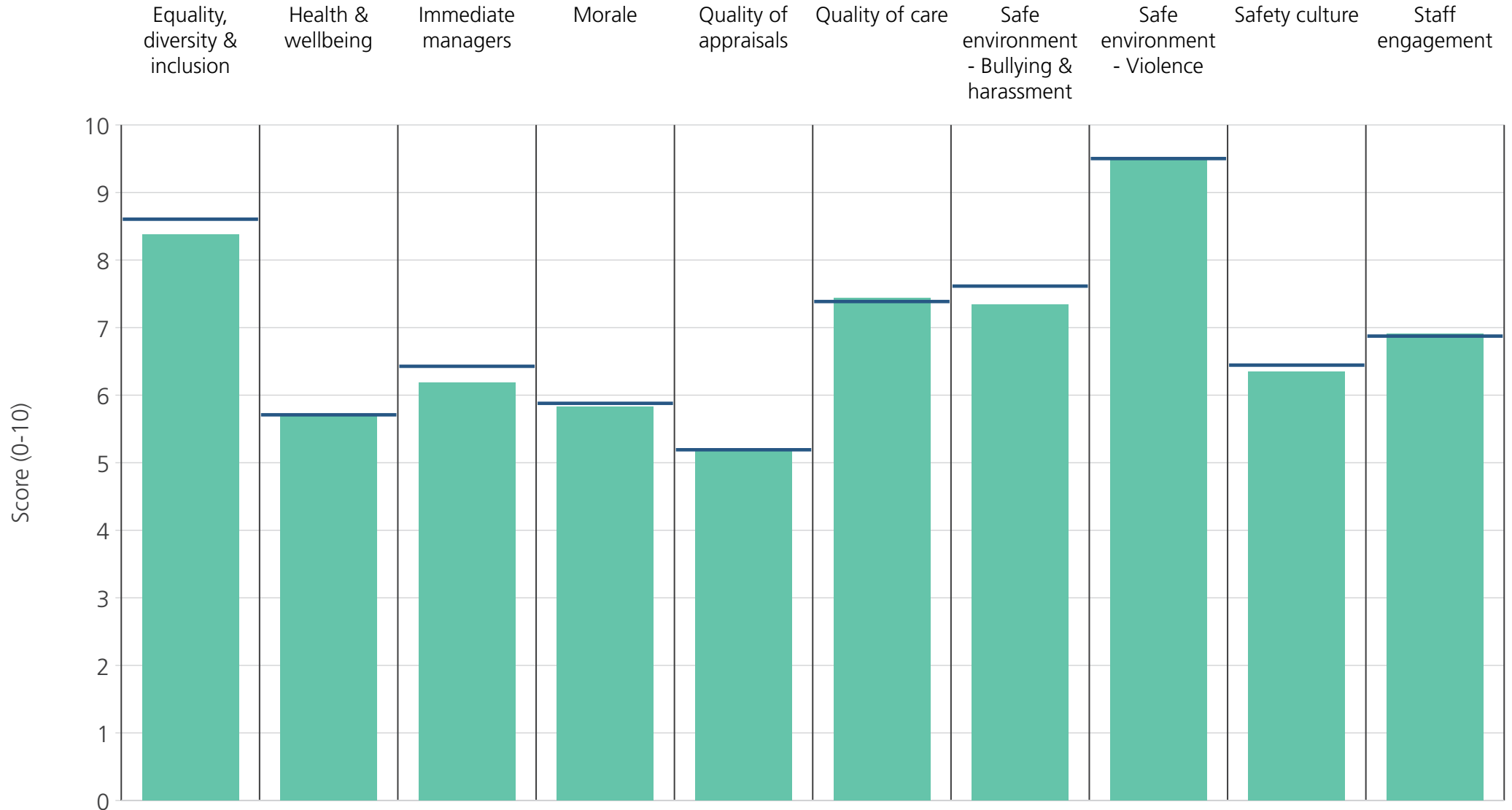
<b>Directorate</b>	8.6	5.9	6.7	6.4	5.3	7.7	7.5	9.4	6.8	7.3
<b>Your org</b>	8.6	5.7	6.4	5.9	5.2	7.4	7.6	9.5	6.4	6.9
<b>Responses</b>	90	91	91	88	82	88	90	91	89	91



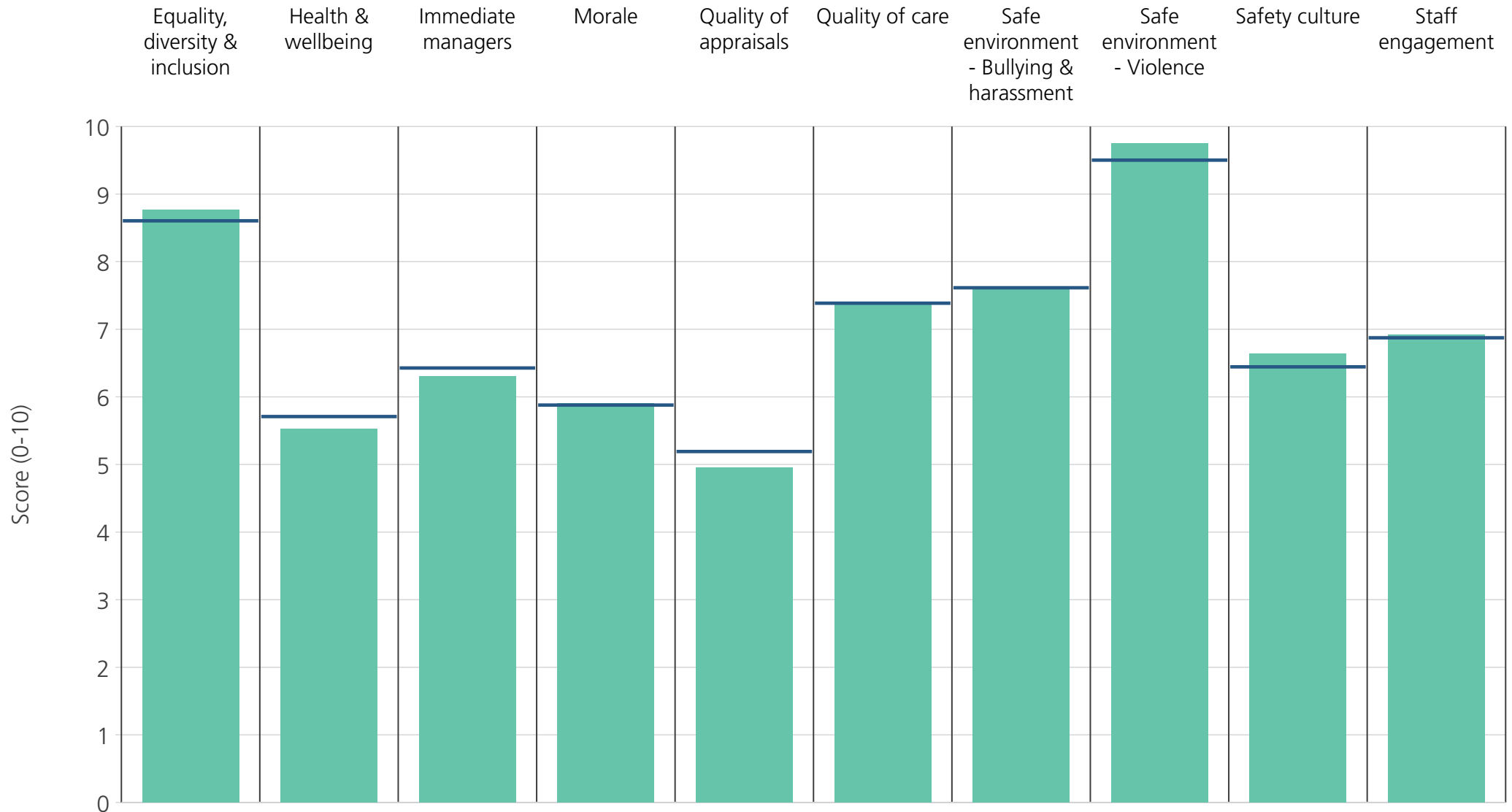
<b>Directorate</b>	9.6	7.3	7.5	6.2			8.0	10.0	6.0	6.9
<b>Your org</b>	8.6	5.7	6.4	5.9	5.2	7.4	7.6	9.5	6.4	6.9
<b>Responses</b>	15	15	15	15	10	5	15	15	15	15



<b>Directorate</b>	8.8	6.1	6.4	5.5	3.7	6.0	9.2	9.8	5.6	6.3
<b>Your org</b>	8.6	5.7	6.4	5.9	5.2	7.4	7.6	9.5	6.4	6.9
<b>Responses</b>	43	44	44	44	36	24	41	44	44	45



<b>Directorate</b>	8.4	5.7	6.2	5.8	5.2	7.4	7.3	9.5	6.3	6.9
<b>Your org</b>	8.6	5.7	6.4	5.9	5.2	7.4	7.6	9.5	6.4	6.9
<b>Responses</b>	287	292	294	288	212	287	291	292	290	295



<b>Directorate</b>	8.8	5.5	6.3	5.9	5.0	7.4	7.6	9.8	6.6	6.9
<b>Your org</b>	8.6	5.7	6.4	5.9	5.2	7.4	7.6	9.5	6.4	6.9
<b>Responses</b>	284	282	284	278	239	275	281	283	283	286