

# East and North Hertfordshire NHS Trust

2018 NHS Staff Survey

**Directorate Report**

**Contents**

Introduction . . . . .	3
Themes – Directorates 1 . . . . .	4
Division Cancer Services . . . . .	5
Division Clinical Support Services . . . . .	6
Division Medicine . . . . .	7
Division Non Clinical Support Services . . . . .	8
Division Research & Development . . . . .	9
Division Surgery . . . . .	10
Division Womens and Childrens . . . . .	11
Themes – Directorates 2 . . . . .	12
Hertford County . . . . .	13
Lister . . . . .	14
Luton & Dunstable . . . . .	15
Mount Vernon . . . . .	16
QEII . . . . .	17
St Albans . . . . .	18

This directorate report for East and North Hertfordshire NHS Trust contains results by directorate for themes from the 2018 NHS Staff Survey. These results are compared to the unweighted average for your organisation.

**Please note:** It is possible that there are differences between the 'Your org' scores reported in this directorate report and those in the benchmark report. This is because the results in the benchmark report are weighted to allow for fair comparisons between organisations of a similar type. However, in this report comparisons are made within your organisation so the unweighted organisation result is a more appropriate point of comparison.

The directorate breakdowns used in this report were provided and defined by East and North Hertfordshire NHS Trust. Details of how the theme scores were calculated are included in the Technical Document, available to download from our [results website](#).

## Key features

Breakdown type and **directorate name** are specified in the header. Black text in the header is hyperlinked: clicking on '2018 NHS Staff Survey Results' navigates back to the contents page.

Directorate results are presented in the context of the (unweighted) **organisation average ('Your org')**, so it is easy to tell if a directorate is performing better or worse than the organisation average. For all themes, a higher score is a better result than a lower score.

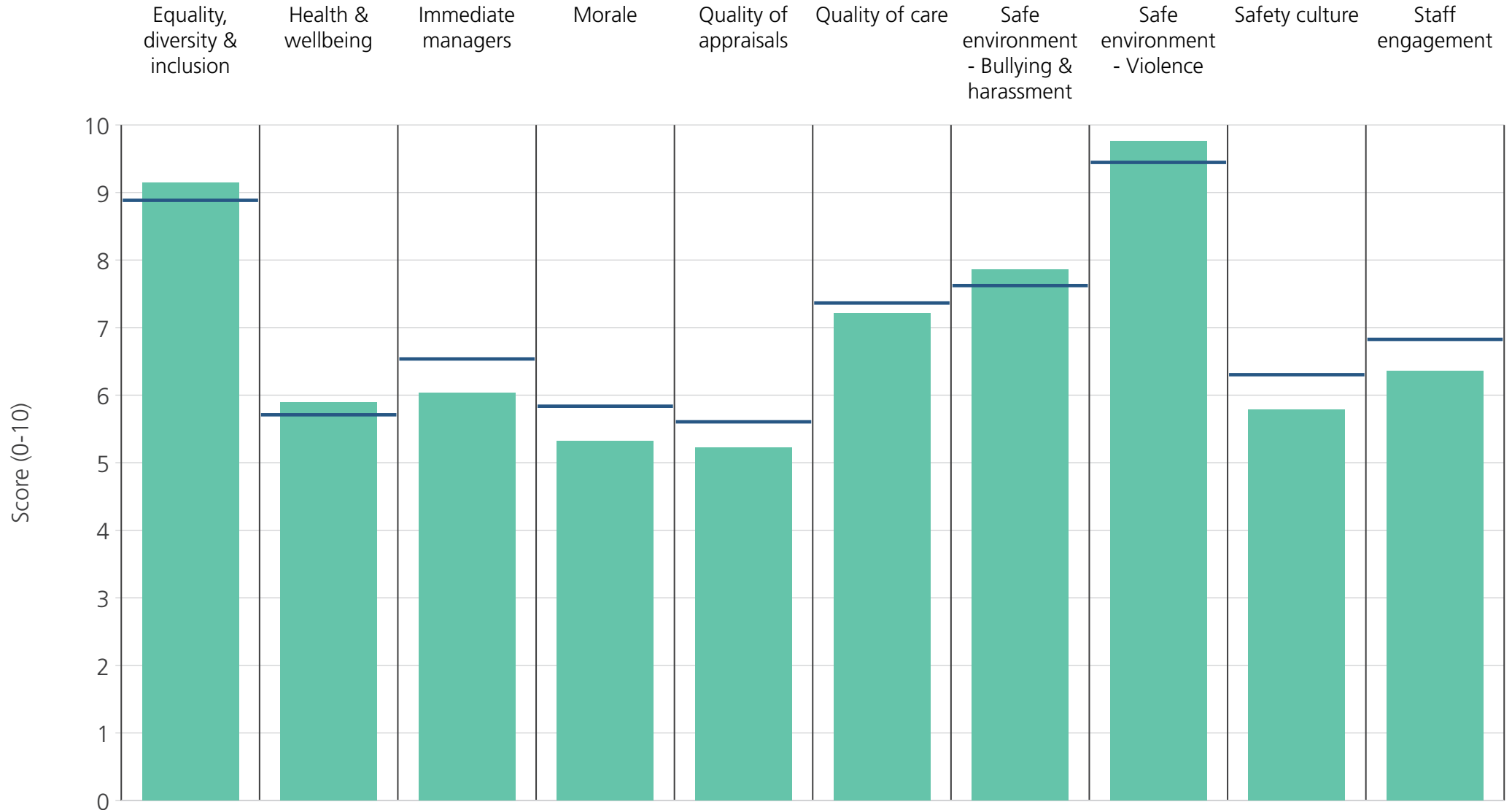
The **number of responses** feeding into each theme score **for the given directorate** is specified below the table containing the directorate and trust scores.



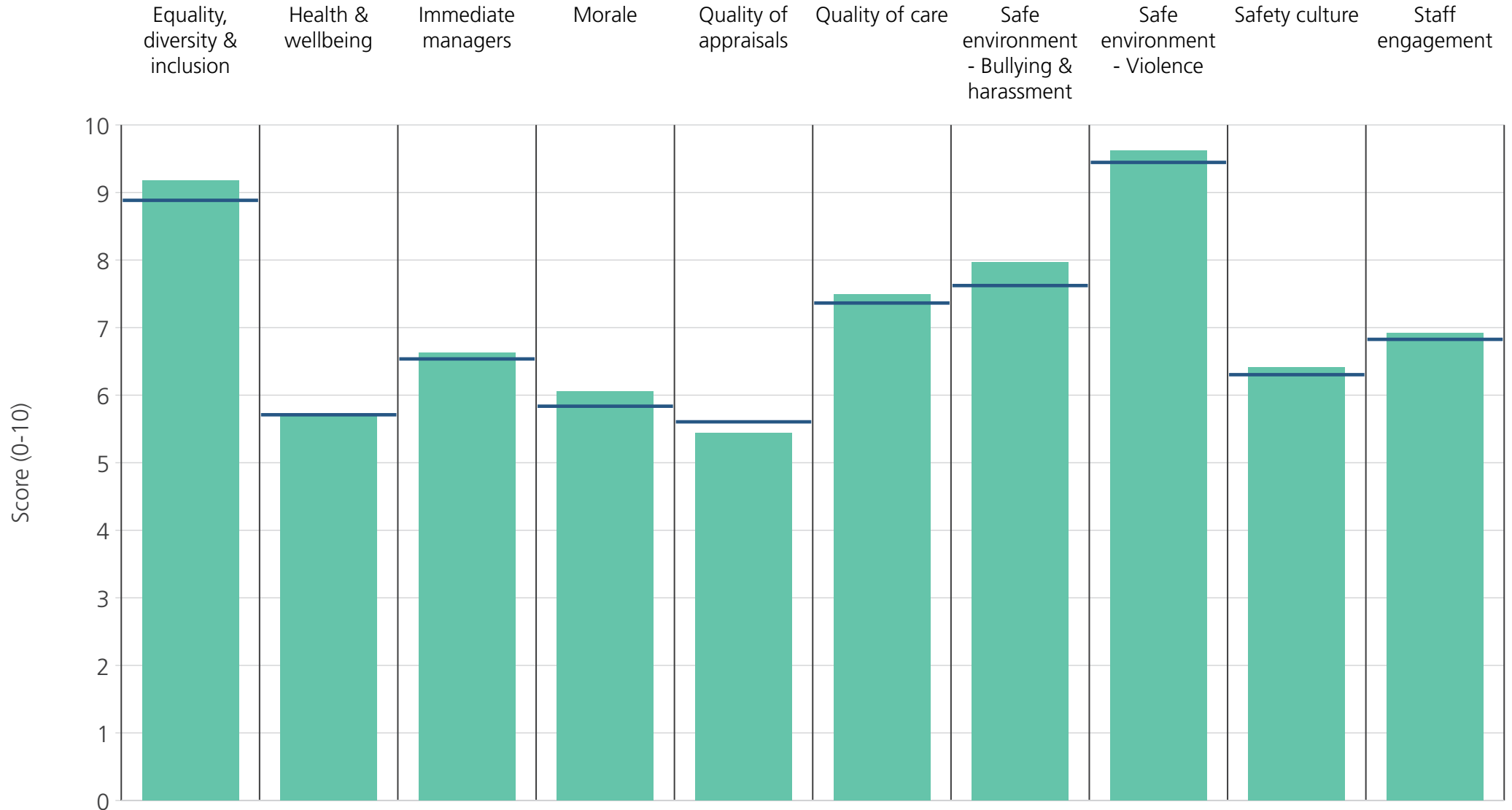
**! Note:** when there are less than 11 responses in a group, results are suppressed to protect staff confidentiality

# Directorates 1

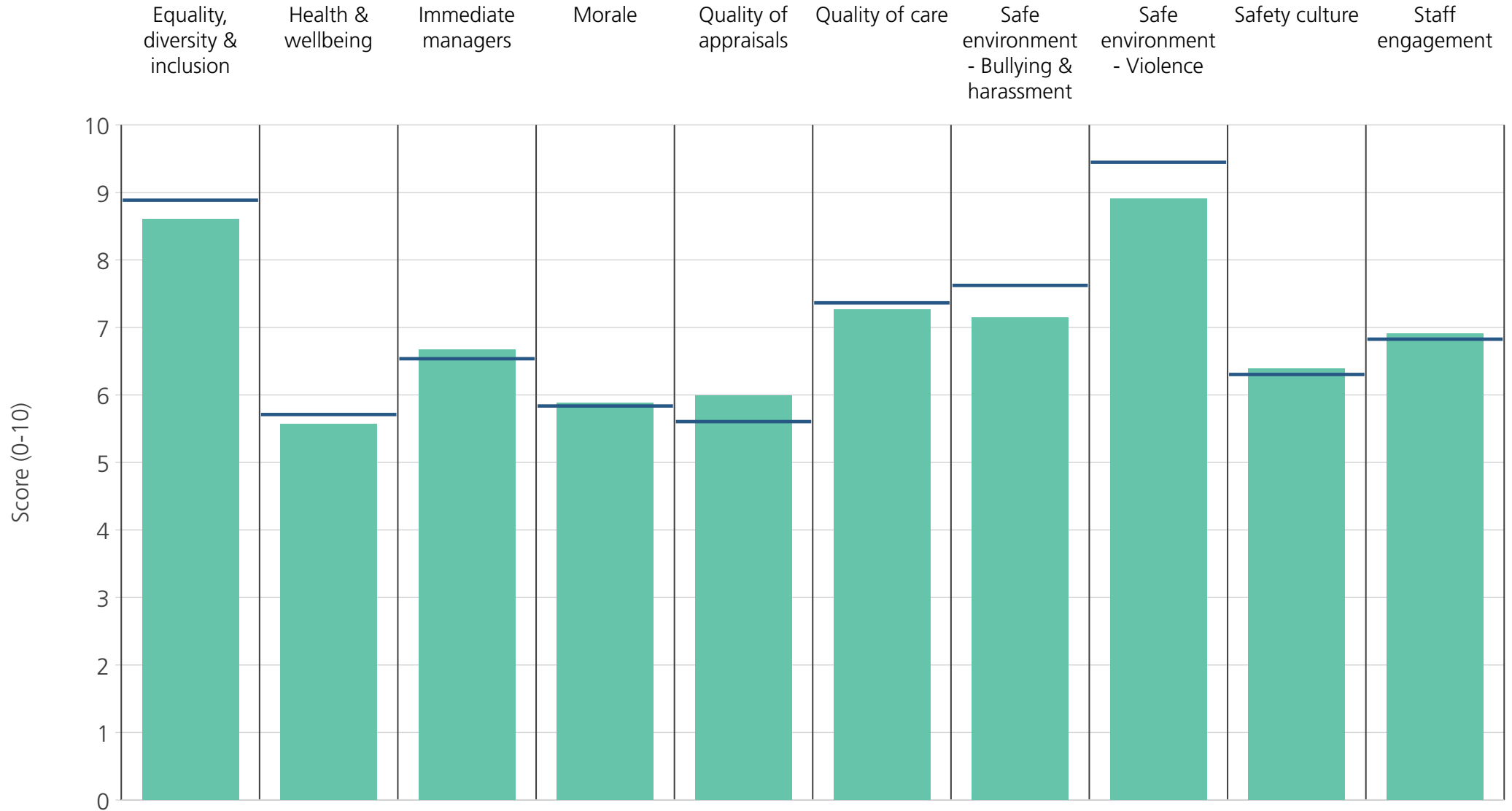
East and North Hertfordshire NHS Trust  
2018 NHS Staff Survey Results



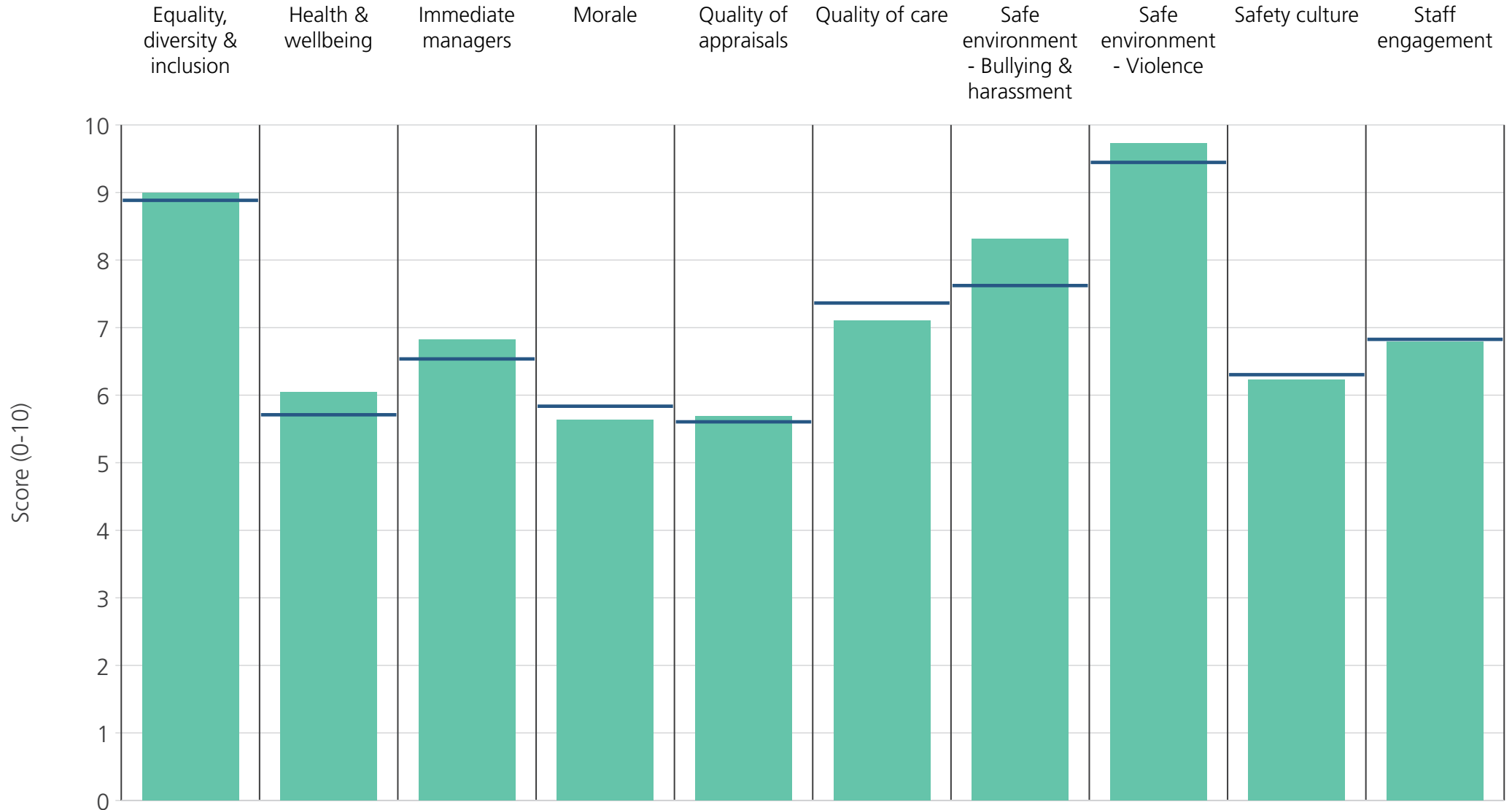
<b>Directorate</b>	9.1	5.9	6.0	5.3	5.2	7.2	7.9	9.8	5.8	6.4
<b>Your org</b>	8.9	5.7	6.5	5.8	5.6	7.4	7.6	9.4	6.3	6.8
<b>Responses</b>	210	213	213	210	188	198	210	212	210	214



<b>Directorate</b>	9.2	5.7	6.6	6.1	5.4	7.5	8.0	9.6	6.4	6.9
<b>Your org</b>	8.9	5.7	6.5	5.8	5.6	7.4	7.6	9.4	6.3	6.8
<b>Responses</b>	435	436	439	434	363	399	434	431	436	441

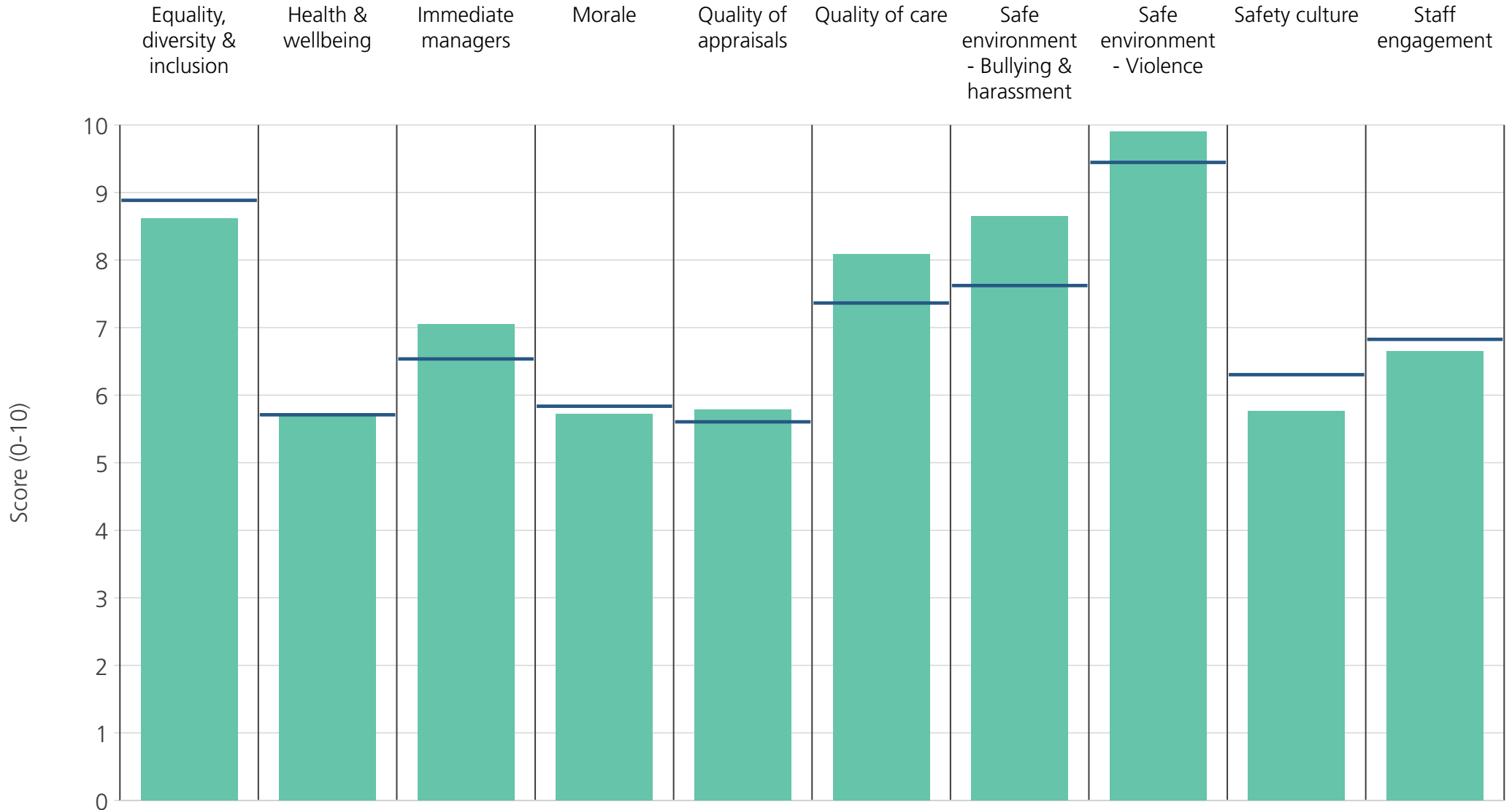


<b>Directorate</b>	8.6	5.6	6.7	5.9	6.0	7.3	7.1	8.9	6.4	6.9
<b>Your org</b>	8.9	5.7	6.5	5.8	5.6	7.4	7.6	9.4	6.3	6.8
<b>Responses</b>	539	546	551	535	458	536	544	543	545	554

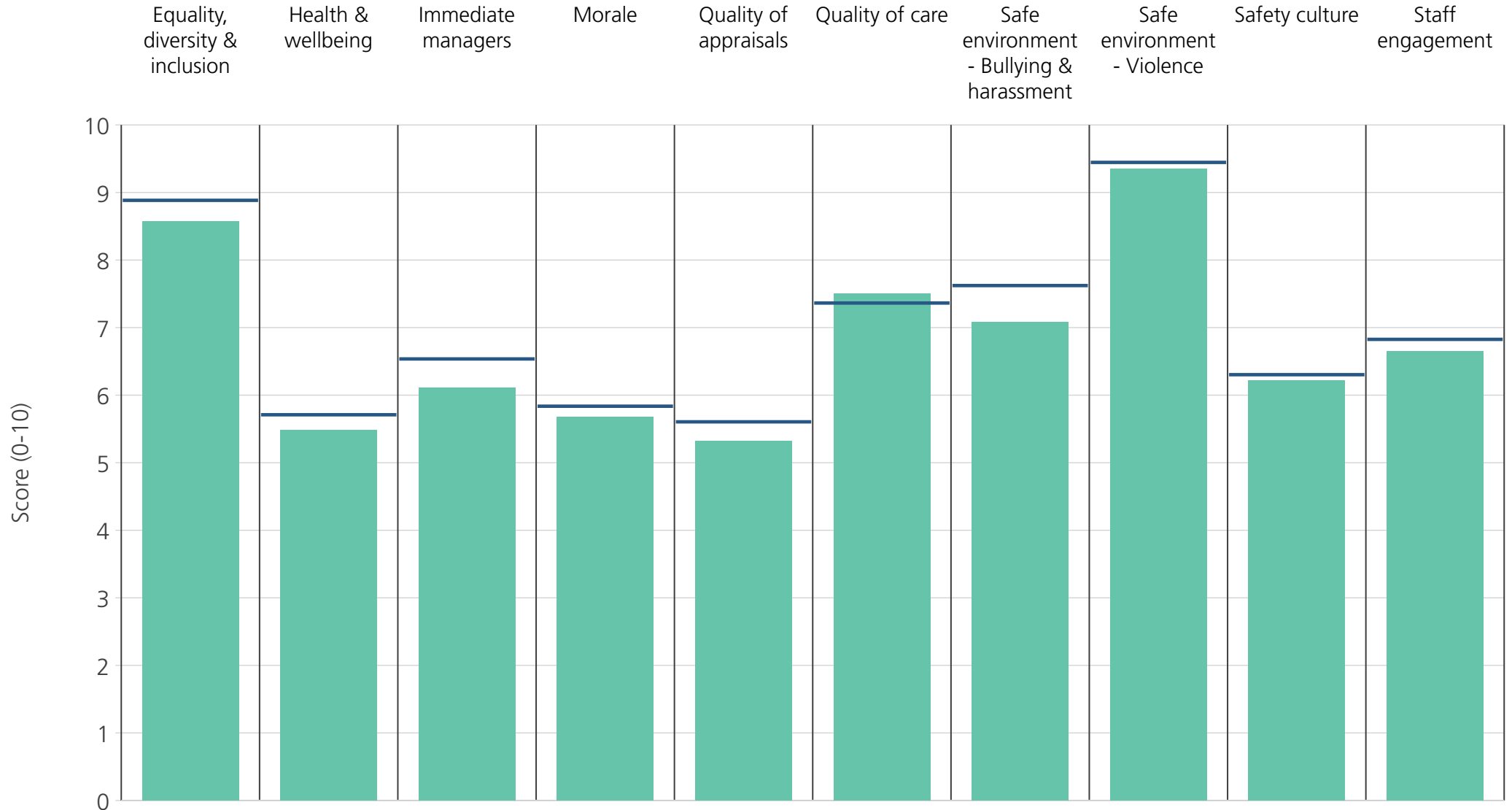


<b>Directorate</b>	9.0	6.0	6.8	5.6	5.7	7.1	8.3	9.7	6.2	6.8
<b>Your org</b>	8.9	5.7	6.5	5.8	5.6	7.4	7.6	9.4	6.3	6.8
<b>Responses</b>	348	350	355	347	259	216	346	349	342	359

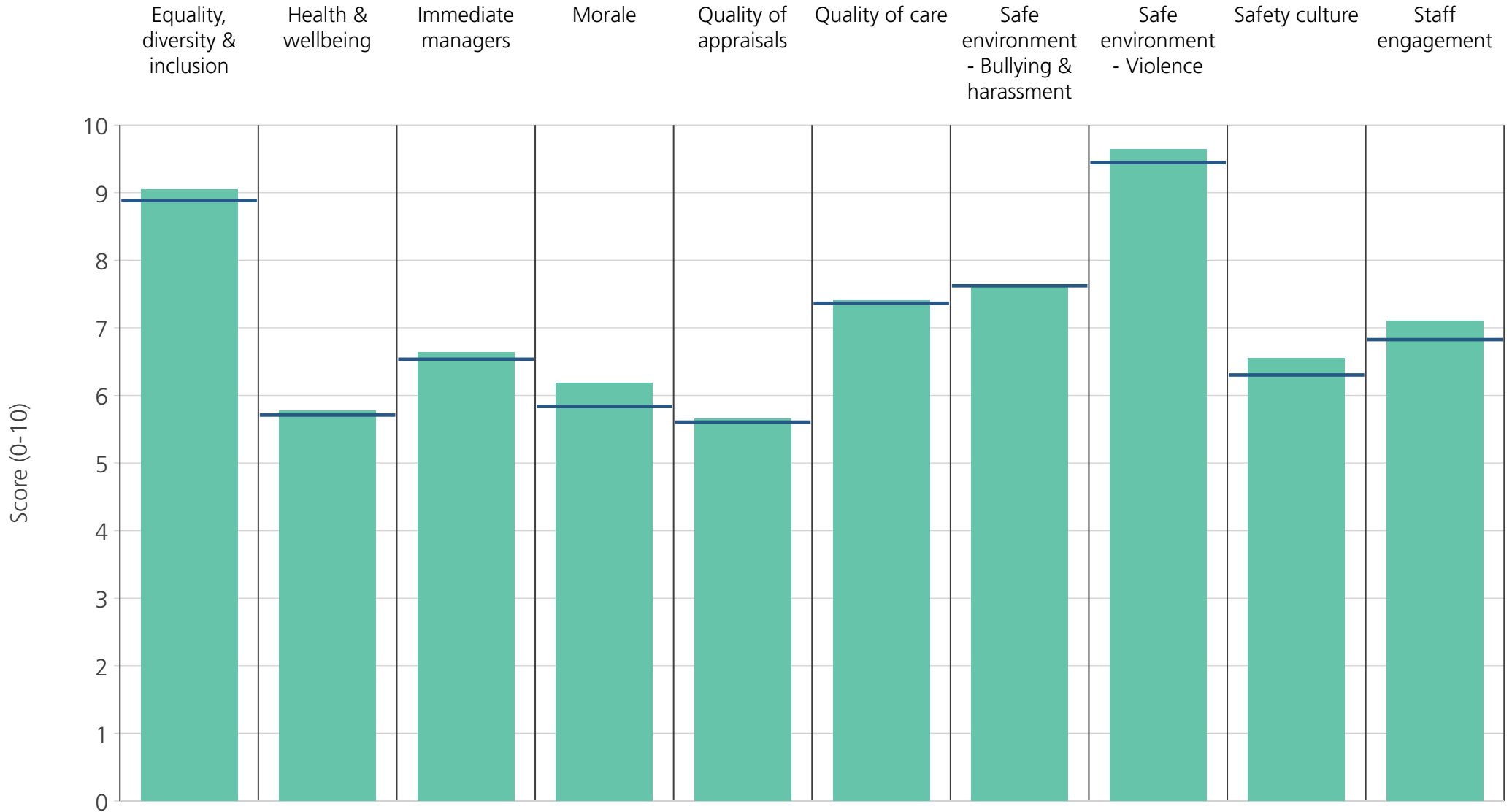




<b>Directorate</b>	8.6	5.7	7.0	5.7	5.8	8.1	8.6	9.9	5.8	6.6
<b>Your org</b>	8.9	5.7	6.5	5.8	5.6	7.4	7.6	9.4	6.3	6.8
<b>Responses</b>	32	33	33	32	27	27	32	32	33	33



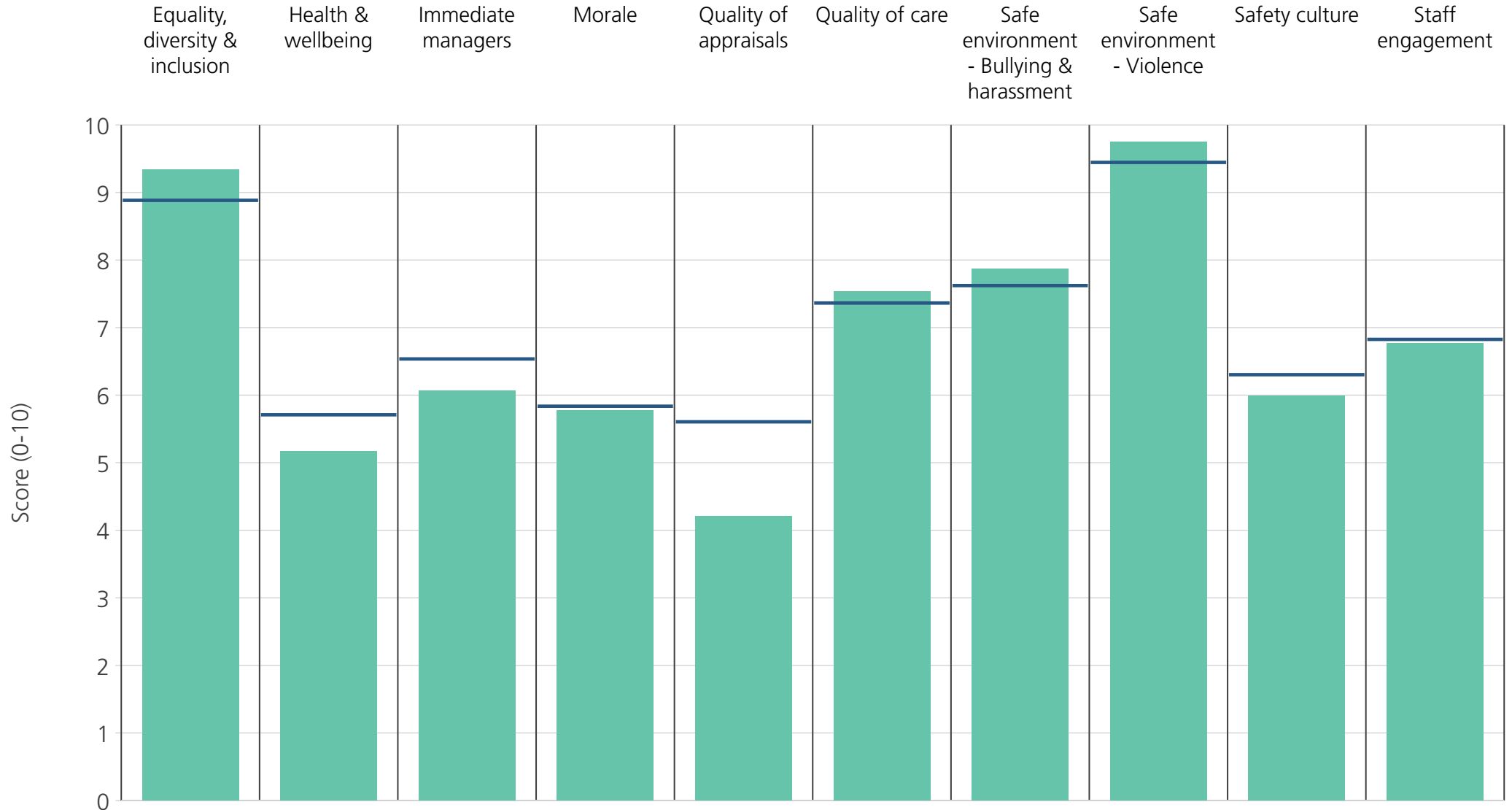
<b>Directorate</b>	8.6	5.5	6.1	5.7	5.3	7.5	7.1	9.3	6.2	6.6
<b>Your org</b>	8.9	5.7	6.5	5.8	5.6	7.4	7.6	9.4	6.3	6.8
<b>Responses</b>	391	393	393	387	325	382	390	389	391	395



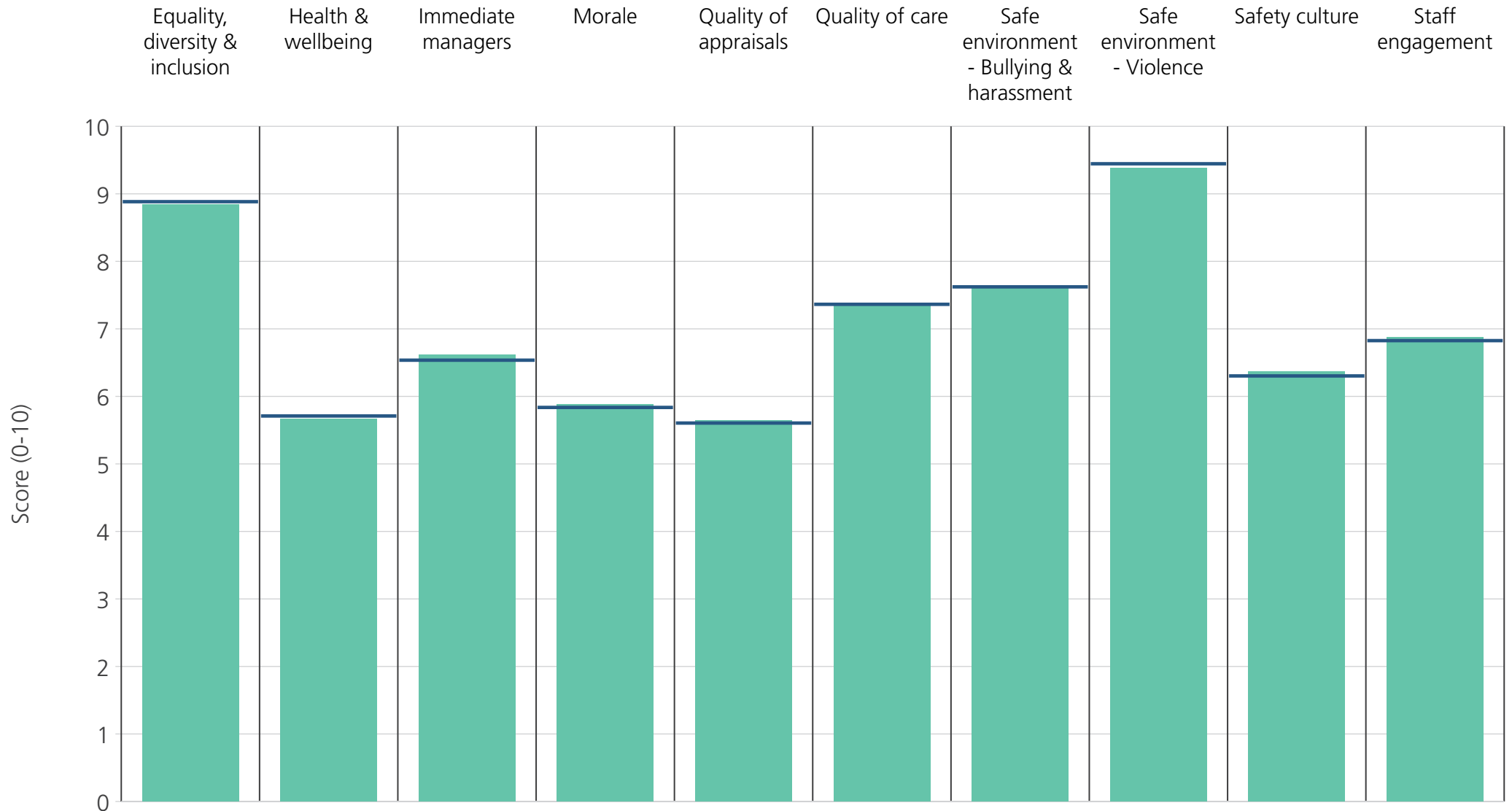
<b>Directorate</b>	9.1	5.8	6.6	6.2	5.7	7.4	7.6	9.6	6.5	7.1
<b>Your org</b>	8.9	5.7	6.5	5.8	5.6	7.4	7.6	9.4	6.3	6.8
<b>Responses</b>	376	378	377	374	340	371	374	376	375	377

# Directorates 2

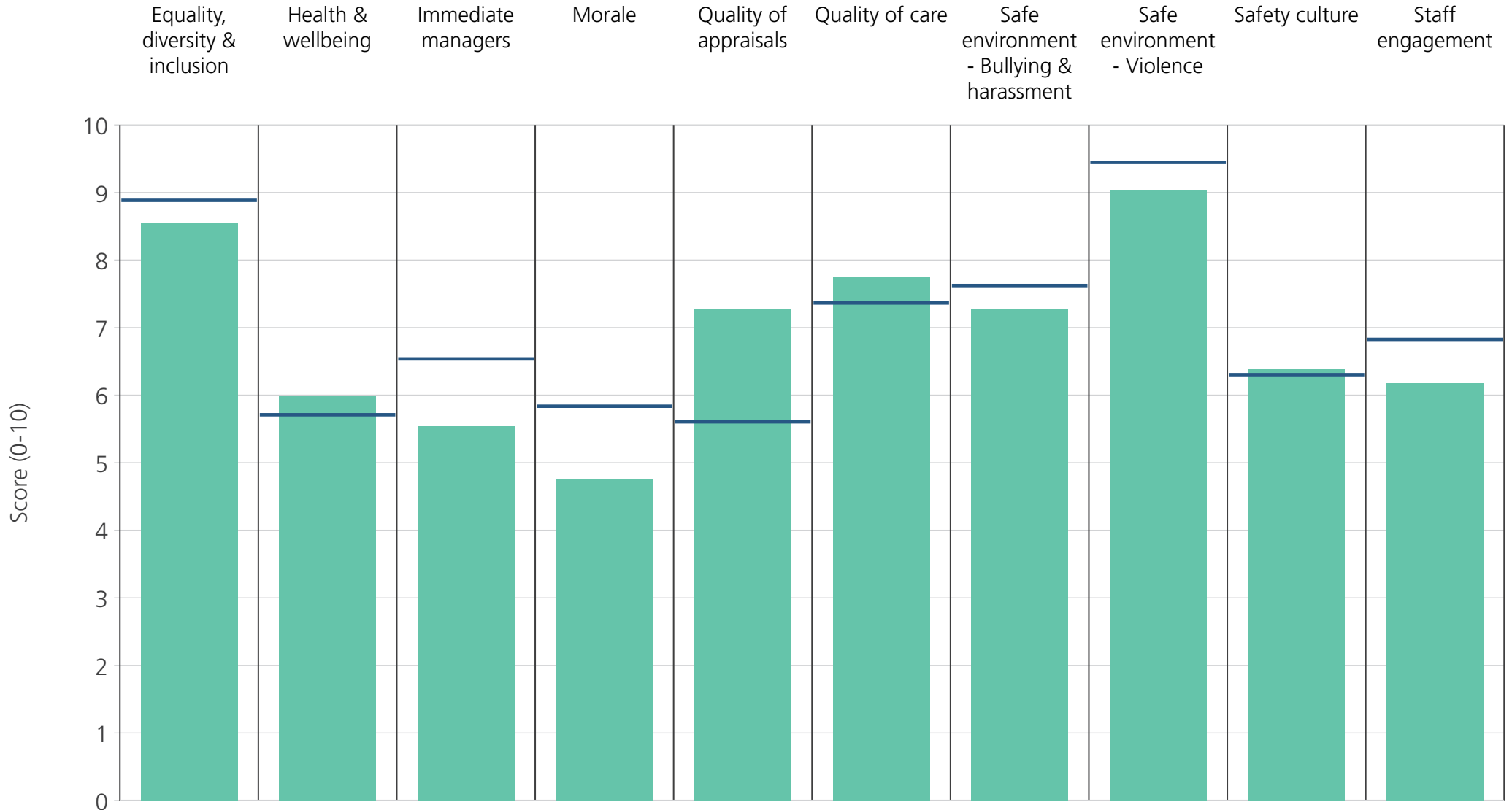
East and North Hertfordshire NHS Trust  
2018 NHS Staff Survey Results



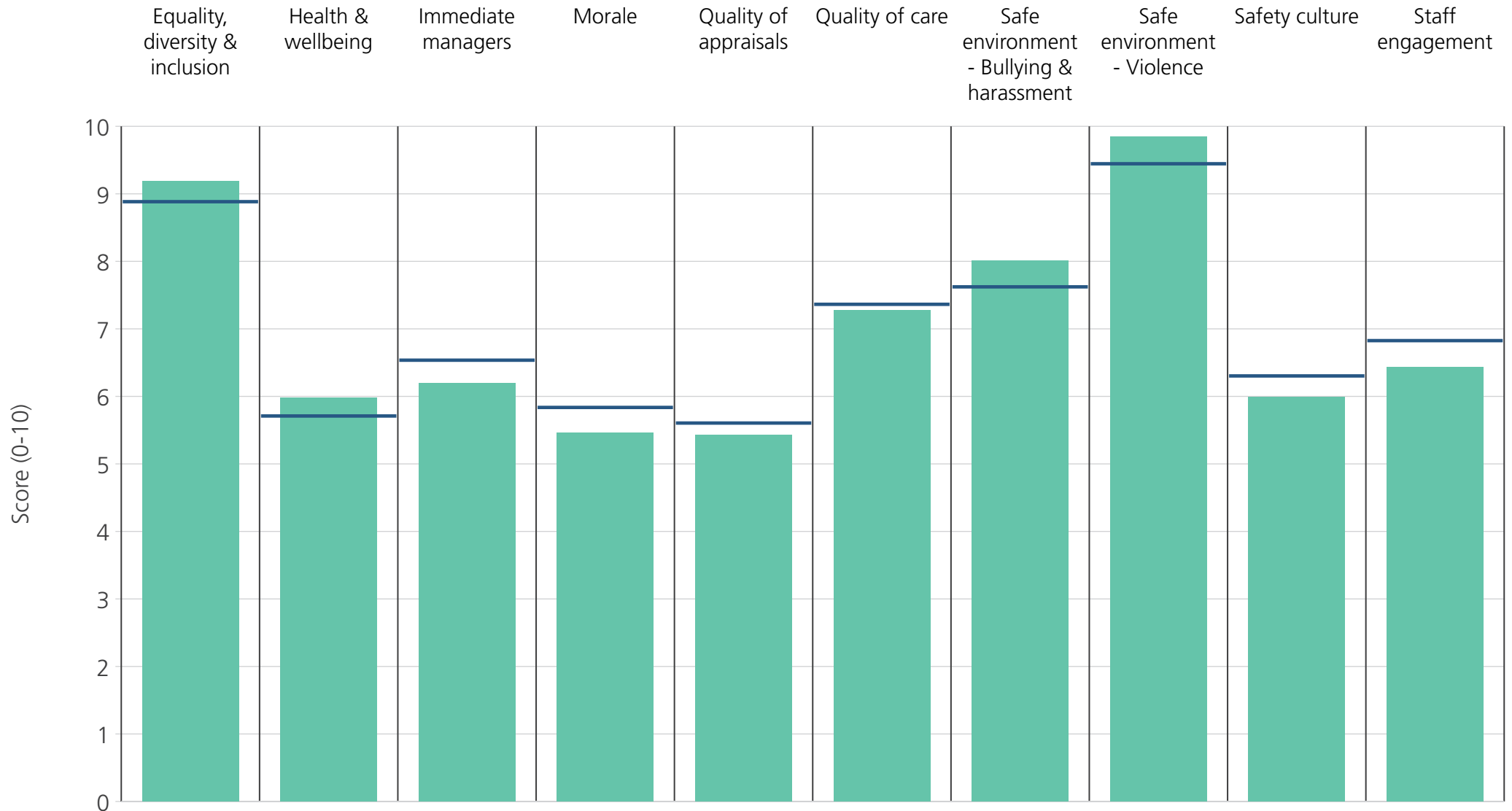
<b>Directorate</b>	9.3	5.2	6.1	5.8	4.2	7.5	7.9	9.7	6.0	6.8
<b>Your org</b>	8.9	5.7	6.5	5.8	5.6	7.4	7.6	9.4	6.3	6.8
<b>Responses</b>	25	26	26	24	22	26	25	26	25	26



<b>Directorate</b>	8.8	5.7	6.6	5.9	5.6	7.3	7.6	9.4	6.4	6.9
<b>Your org</b>	8.9	5.7	6.5	5.8	5.6	7.4	7.6	9.4	6.3	6.8
<b>Responses</b>	1935	1947	1960	1923	1605	1753	1933	1932	1932	1969

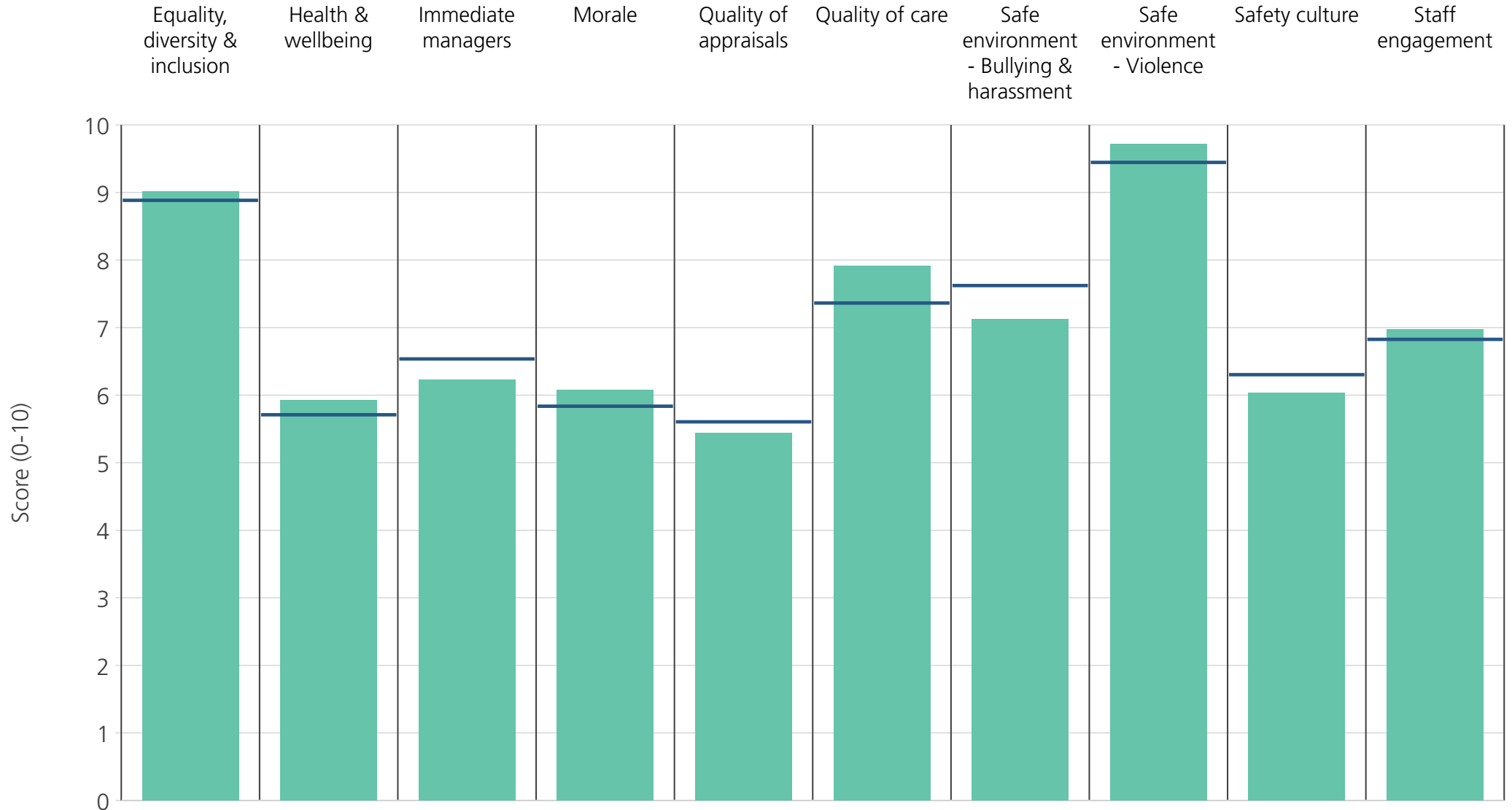


<b>Directorate</b>	8.6	6.0	5.5	4.8	7.3	7.7	7.3	9.0	6.4	6.2
<b>Your org</b>	8.9	5.7	6.5	5.8	5.6	7.4	7.6	9.4	6.3	6.8
<b>Responses</b>	23	24	25	25	21	24	25	24	25	25

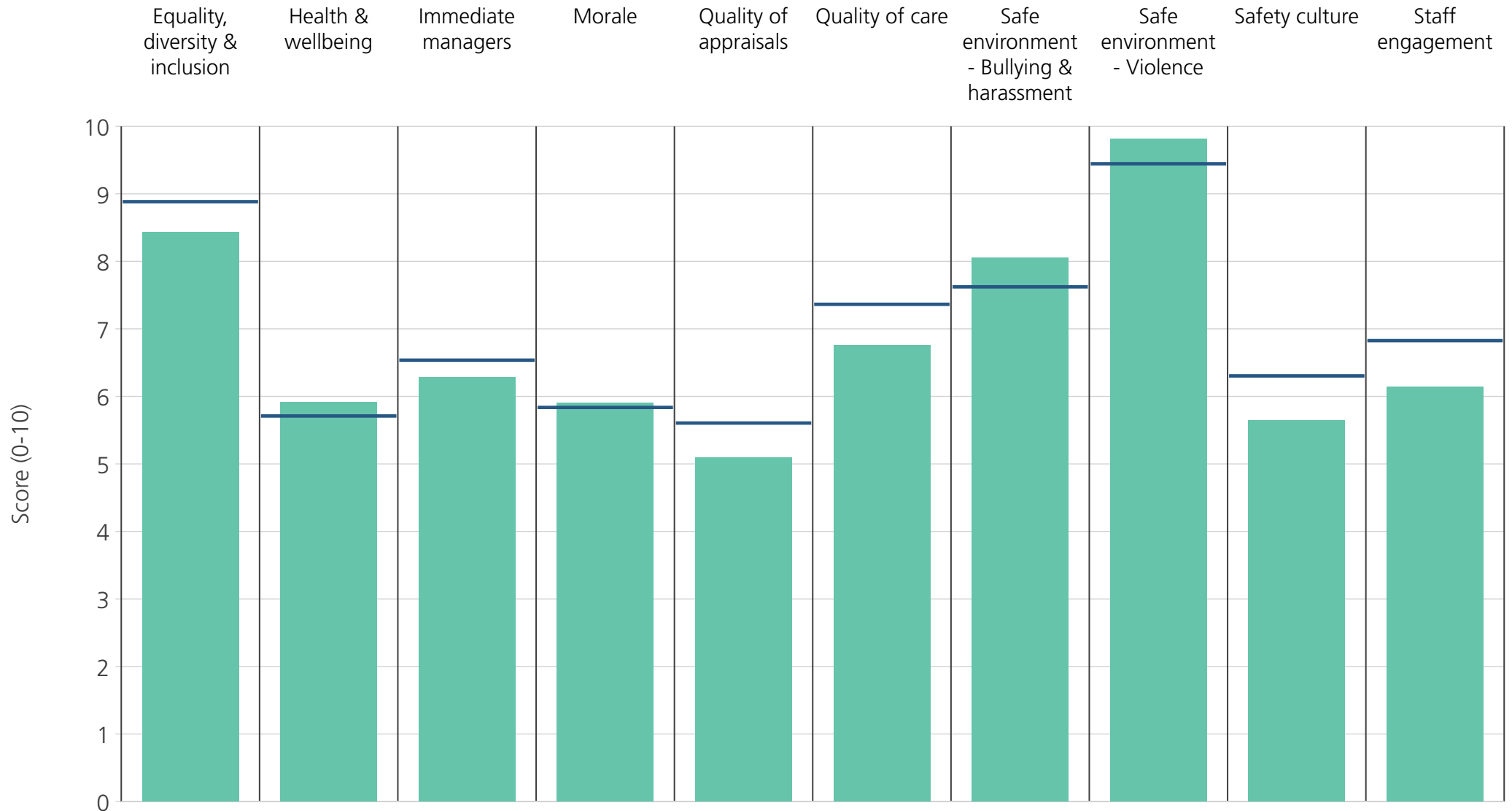


<b>Directorate</b>	9.2	6.0	6.2	5.5	5.4	7.3	8.0	9.8	6.0	6.4
<b>Your org</b>	8.9	5.7	6.5	5.8	5.6	7.4	7.6	9.4	6.3	6.8
<b>Responses</b>	213	216	215	214	188	196	213	215	214	217





<b>Directorate</b>	9.0	5.9	6.2	6.1	5.4	7.9	7.1	9.7	6.0	7.0
<b>Your org</b>	8.9	5.7	6.5	5.8	5.6	7.4	7.6	9.4	6.3	6.8
<b>Responses</b>	117	118	118	116	111	112	116	117	118	118



<b>Directorate</b>	8.4	5.9	6.3	5.9	5.1	6.8	8.1	9.8	5.6	6.1
<b>Your org</b>	8.9	5.7	6.5	5.8	5.6	7.4	7.6	9.4	6.3	6.8
<b>Responses</b>	18	18	17	17	13	18	18	18	18	18