

# Tees, Esk and Wear Valleys NHS Foundation Trust

2018 NHS Staff Survey

**Directorate Report**

**Contents**

Introduction . . . . .	3
Themes – Directorates 1 . . . . .	4
Teesside Directorate . . . . .	5
Durham & Darlington Directorate . . . . .	6
North Yorkshire Directorate . . . . .	7
Forensic Services Directorate . . . . .	8
York & Selby Directorate . . . . .	9
Estates & Facilities Management Directorate . . . . .	10
Finance & Information Directorate . . . . .	11
Nursing & Governance Directorate . . . . .	12
Human Resources & Organisation Development Directorate . . . . .	13
Trust Board L3 . . . . .	14
Pharmacy Services Directorate . . . . .	15
Medical Directorate . . . . .	16
Planning Performance and Communication Directorate . . . . .	17
KPO/Clinical Pathways Directorate . . . . .	18
Allied Health Professionals Directorate . . . . .	19
OTHER . . . . .	20

This directorate report for Tees, Esk and Wear Valleys NHS Foundation Trust contains results by directorate for themes from the 2018 NHS Staff Survey. These results are compared to the unweighted average for your organisation.

**Please note:** It is possible that there are differences between the 'Your org' scores reported in this directorate report and those in the benchmark report. This is because the results in the benchmark report are weighted to allow for fair comparisons between organisations of a similar type. However, in this report comparisons are made within your organisation so the unweighted organisation result is a more appropriate point of comparison.

The directorate breakdowns used in this report were provided and defined by Tees, Esk and Wear Valleys NHS Foundation Trust. Details of how the theme scores were calculated are included in the Technical Document, available to download from our [results website](#).

## Key features

Breakdown type and **directorate name** are specified in the header. Black text in the header is hyperlinked: clicking on '2018 NHS Staff Survey Results' navigates back to the contents page.

Directorate results are presented in the context of the (unweighted) **organisation average ('Your org')**, so it is easy to tell if a directorate is performing better or worse than the organisation average. For all themes, a higher score is a better result than a lower score.

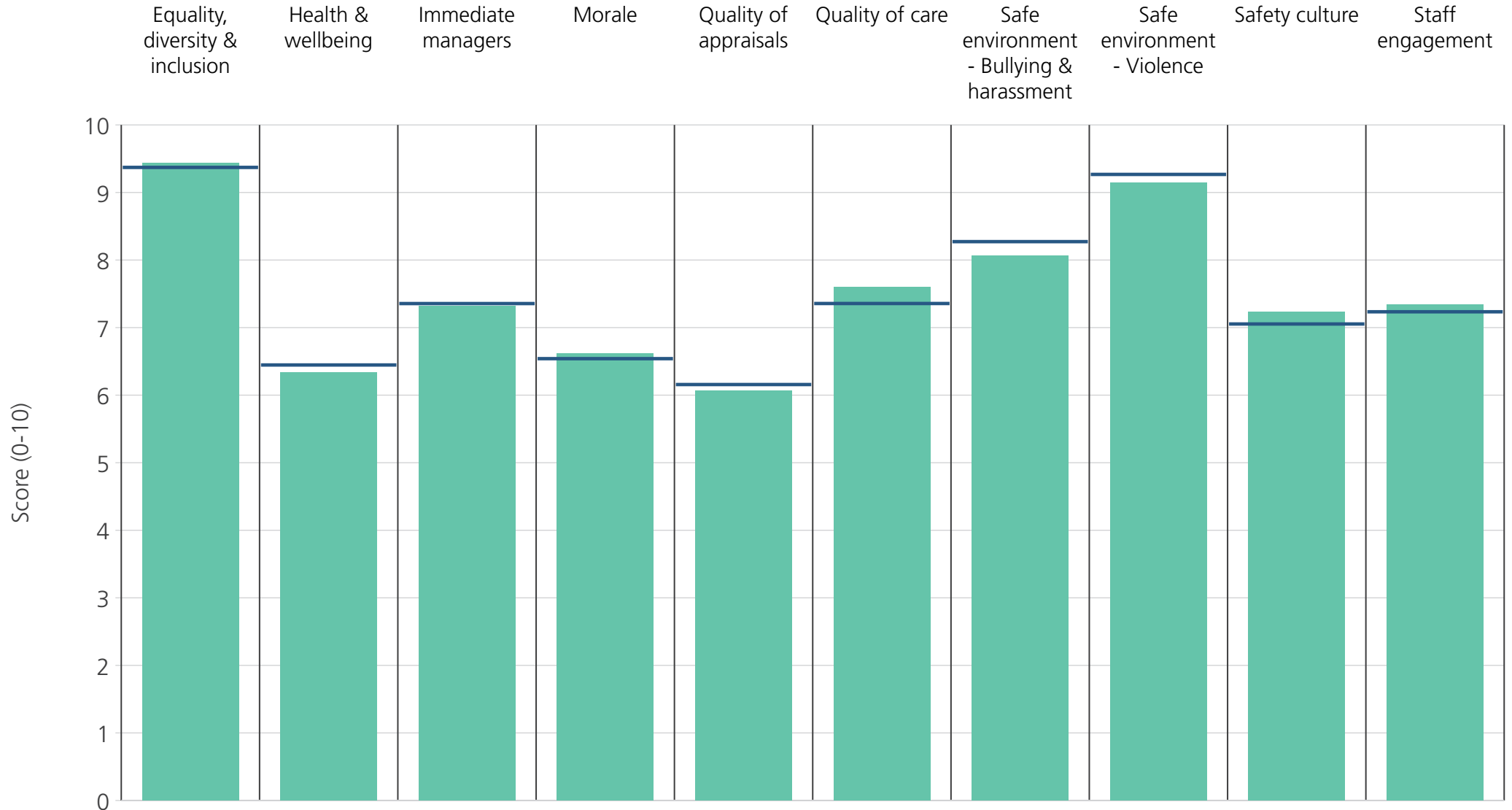
The **number of responses** feeding into each theme score **for the given directorate** is specified below the table containing the directorate and trust scores.



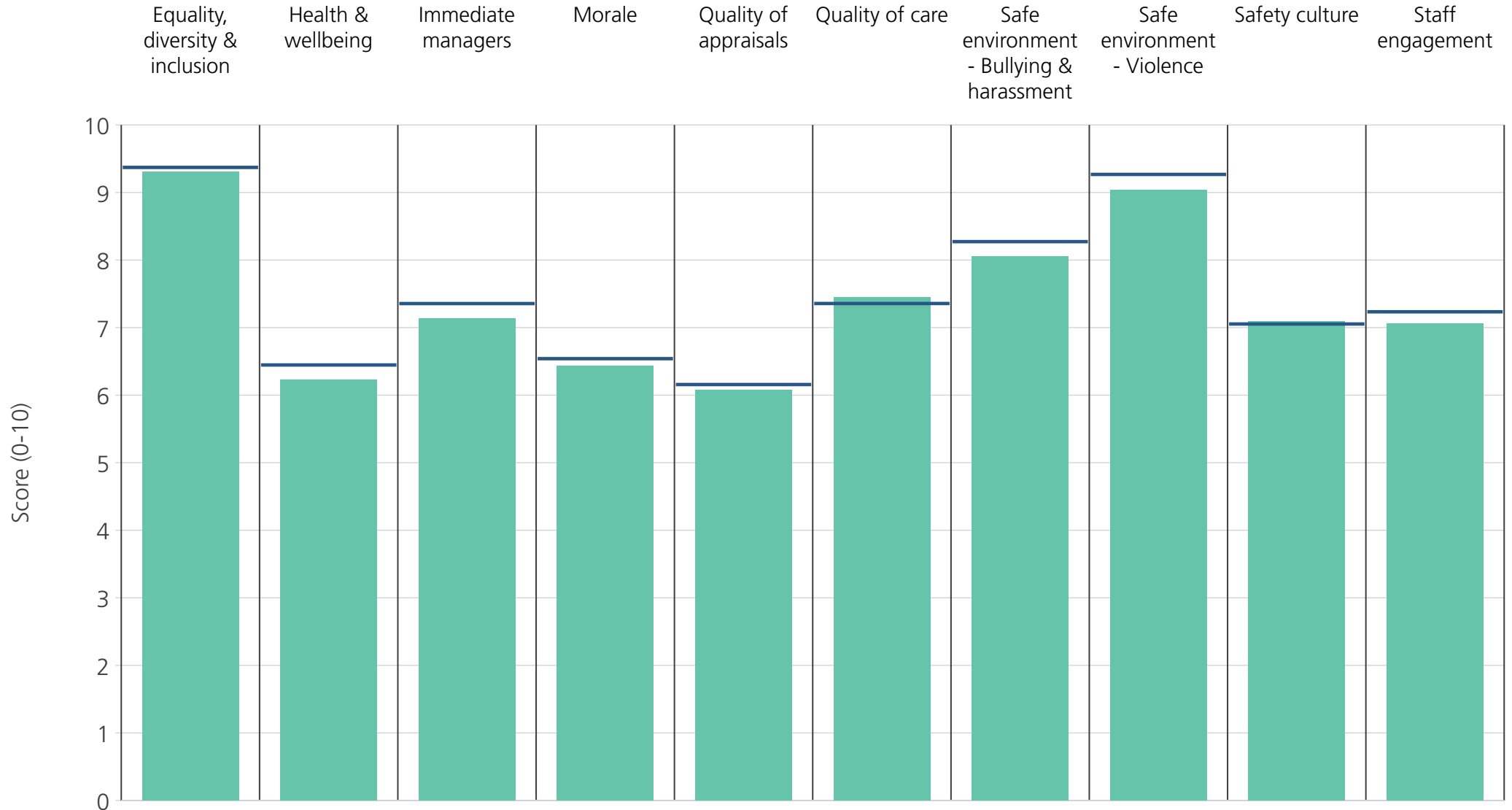
**! Note:** when there are less than 11 responses in a group, results are suppressed to protect staff confidentiality

# Directorates 1

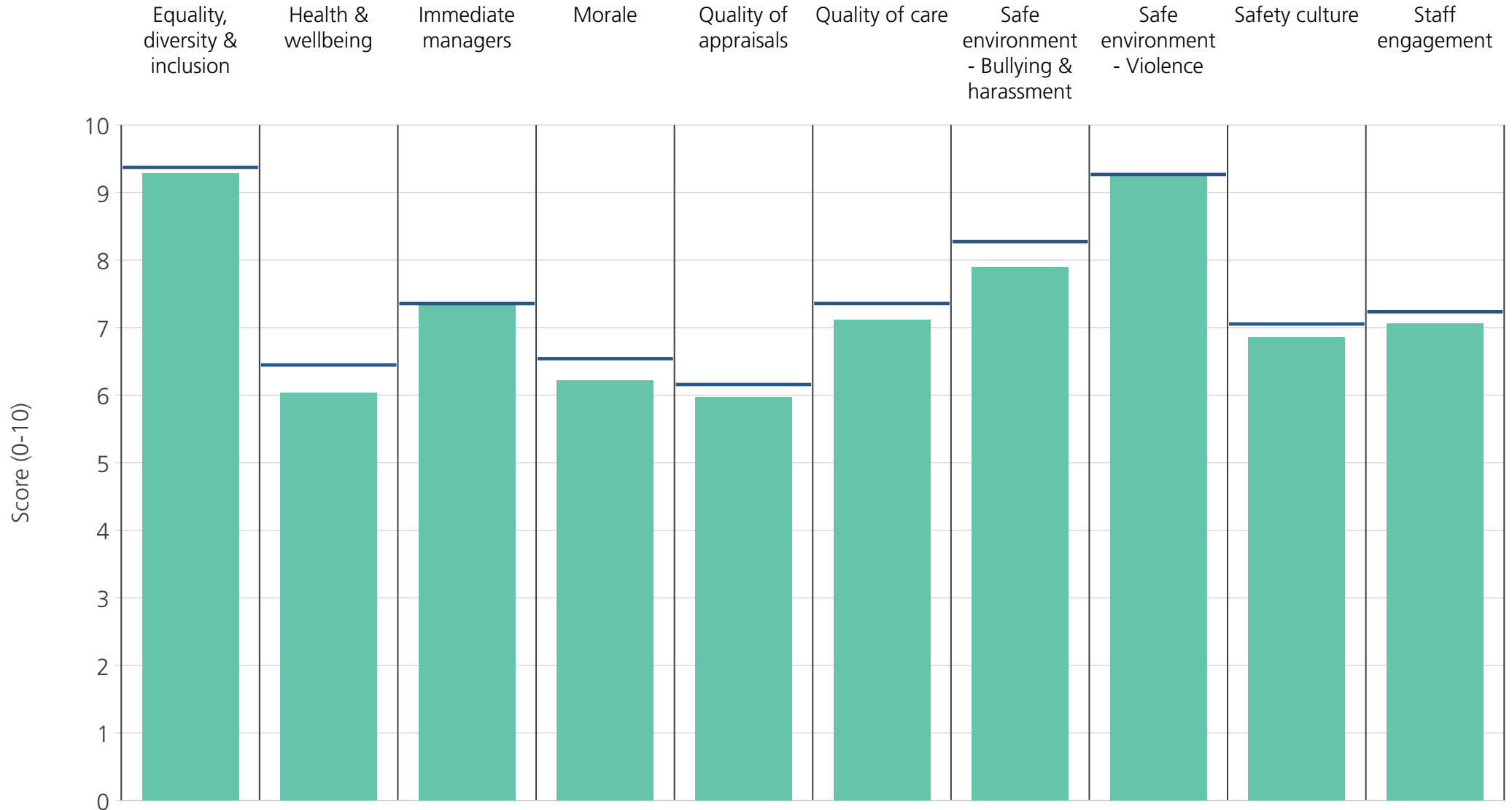
Tees, Esk and Wear Valleys NHS Foundation Trust  
2018 NHS Staff Survey Results



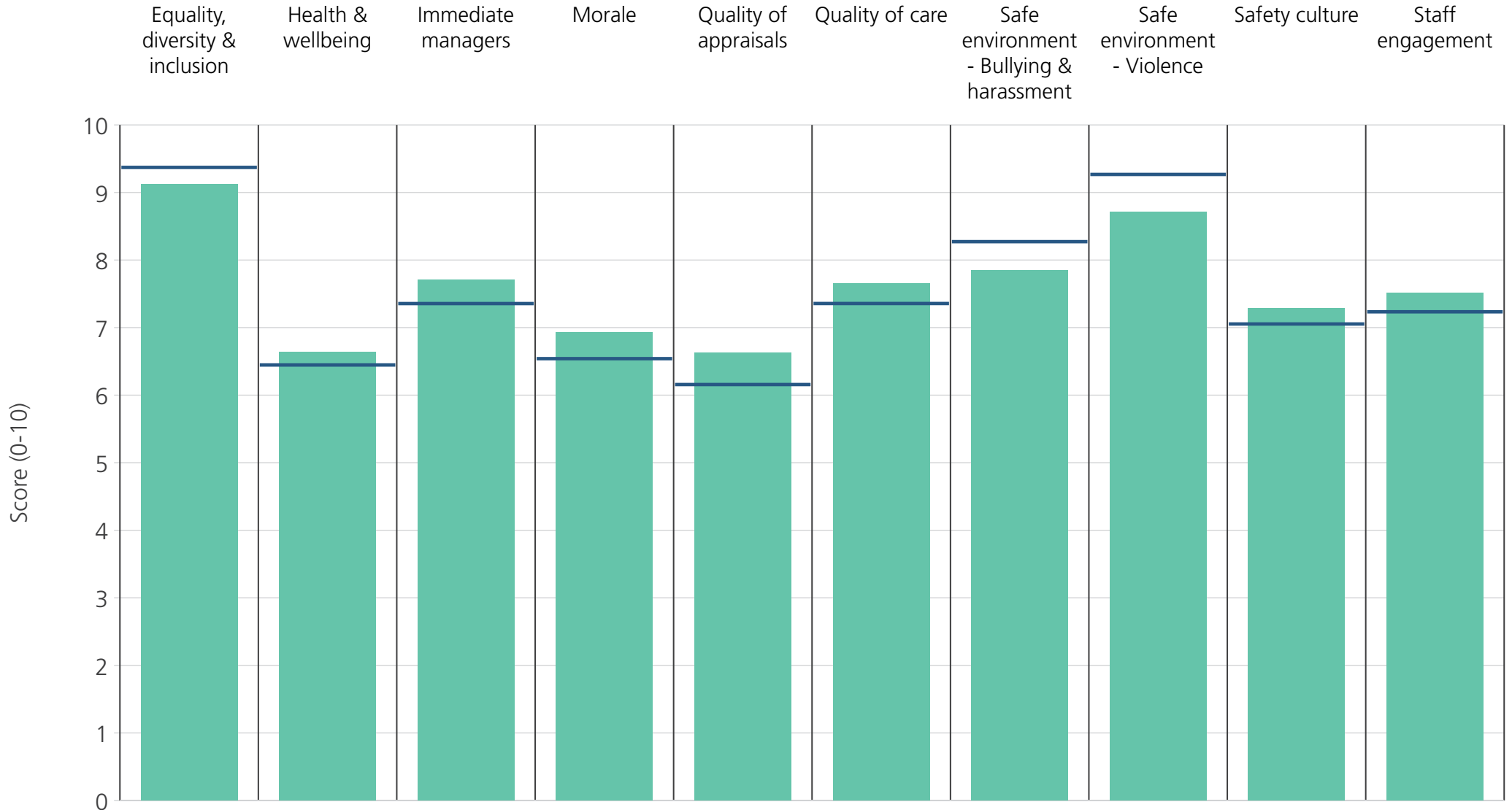
<b>Directorate</b>	9.4	6.3	7.3	6.6	6.1	7.6	8.1	9.1	7.2	7.3
<b>Your org</b>	9.4	6.4	7.4	6.5	6.2	7.4	8.3	9.3	7.1	7.2
<b>Responses</b>	464	464	466	464	441	415	464	464	464	467



<b>Directorate</b>	9.3	6.2	7.1	6.4	6.1	7.5	8.0	9.0	7.1	7.1
<b>Your org</b>	9.4	6.4	7.4	6.5	6.2	7.4	8.3	9.3	7.1	7.2
<b>Responses</b>	388	387	389	385	362	366	387	385	390	389

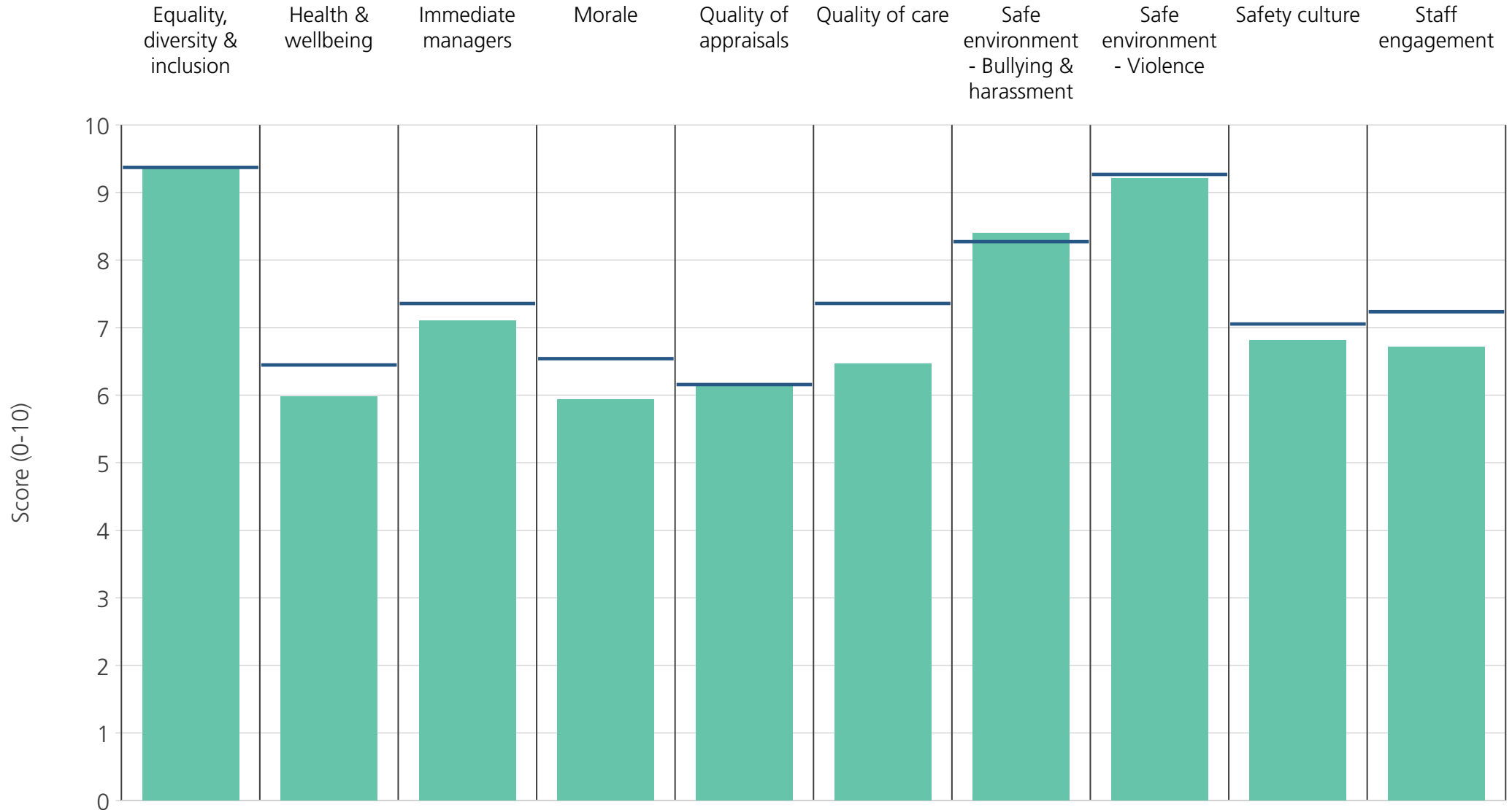


<b>Directorate</b>	9.3	6.0	7.3	6.2	6.0	7.1	7.9	9.3	6.9	7.1
<b>Your org</b>	9.4	6.4	7.4	6.5	6.2	7.4	8.3	9.3	7.1	7.2
<b>Responses</b>	250	250	250	250	226	235	247	250	251	250

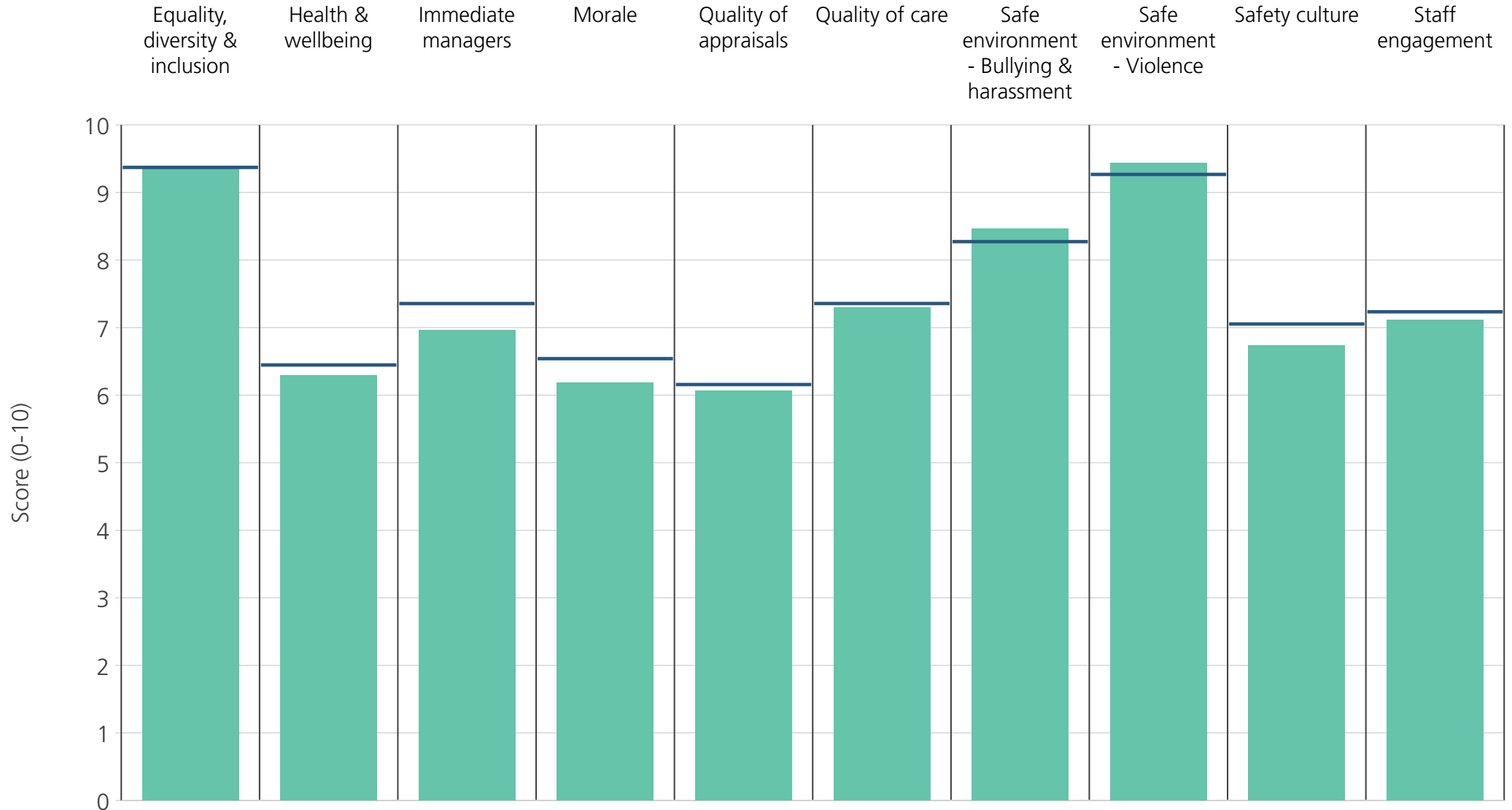


<b>Directorate</b>	9.1	6.6	7.7	6.9	6.6	7.7	7.9	8.7	7.3	7.5
<b>Your org</b>	9.4	6.4	7.4	6.5	6.2	7.4	8.3	9.3	7.1	7.2
<b>Responses</b>	190	191	190	191	180	178	190	191	190	191

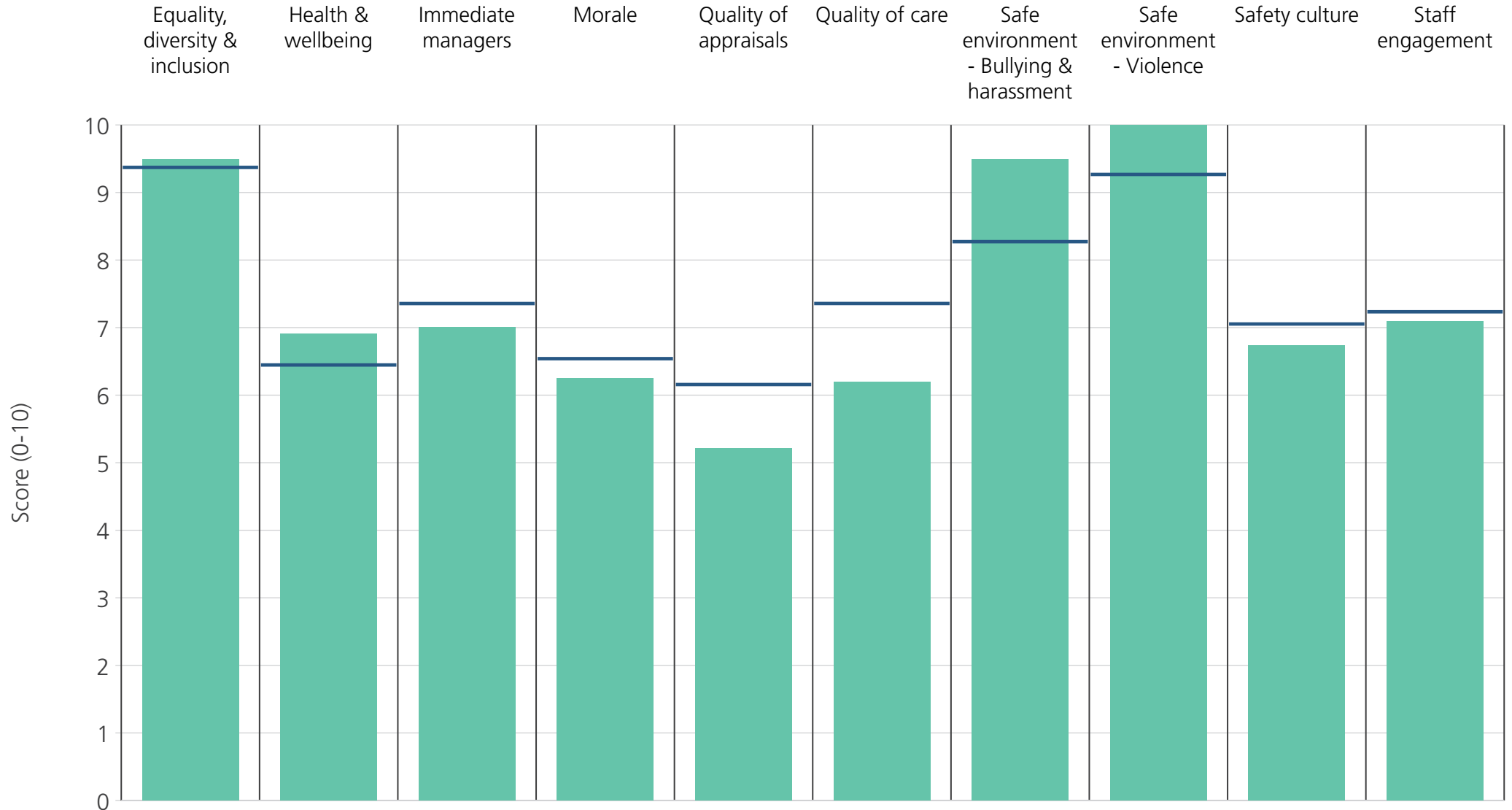




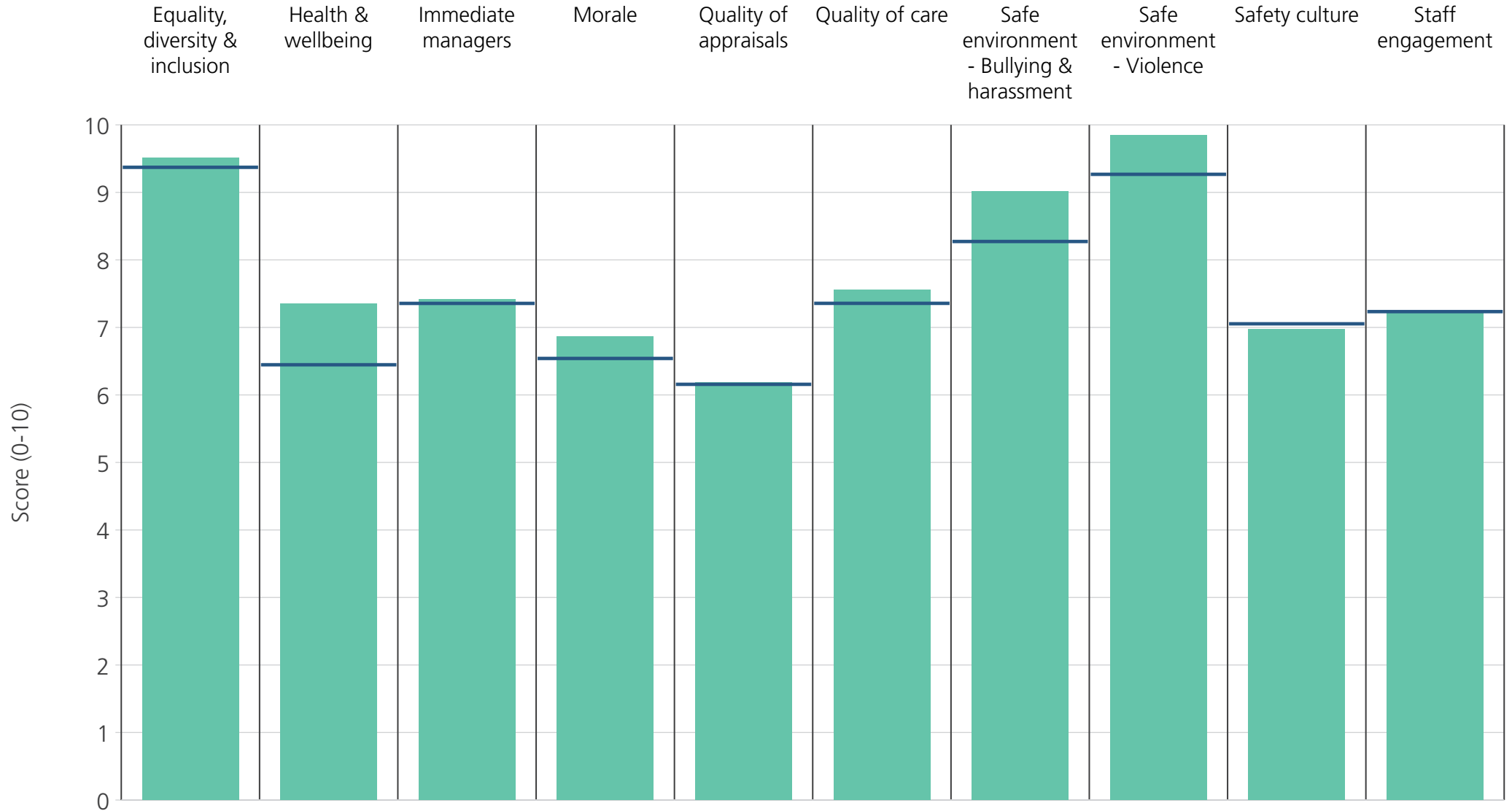
<b>Directorate</b>	9.4	6.0	7.1	5.9	6.1	6.5	8.4	9.2	6.8	6.7
<b>Your org</b>	9.4	6.4	7.4	6.5	6.2	7.4	8.3	9.3	7.1	7.2
<b>Responses</b>	165	166	167	165	150	155	166	164	167	166



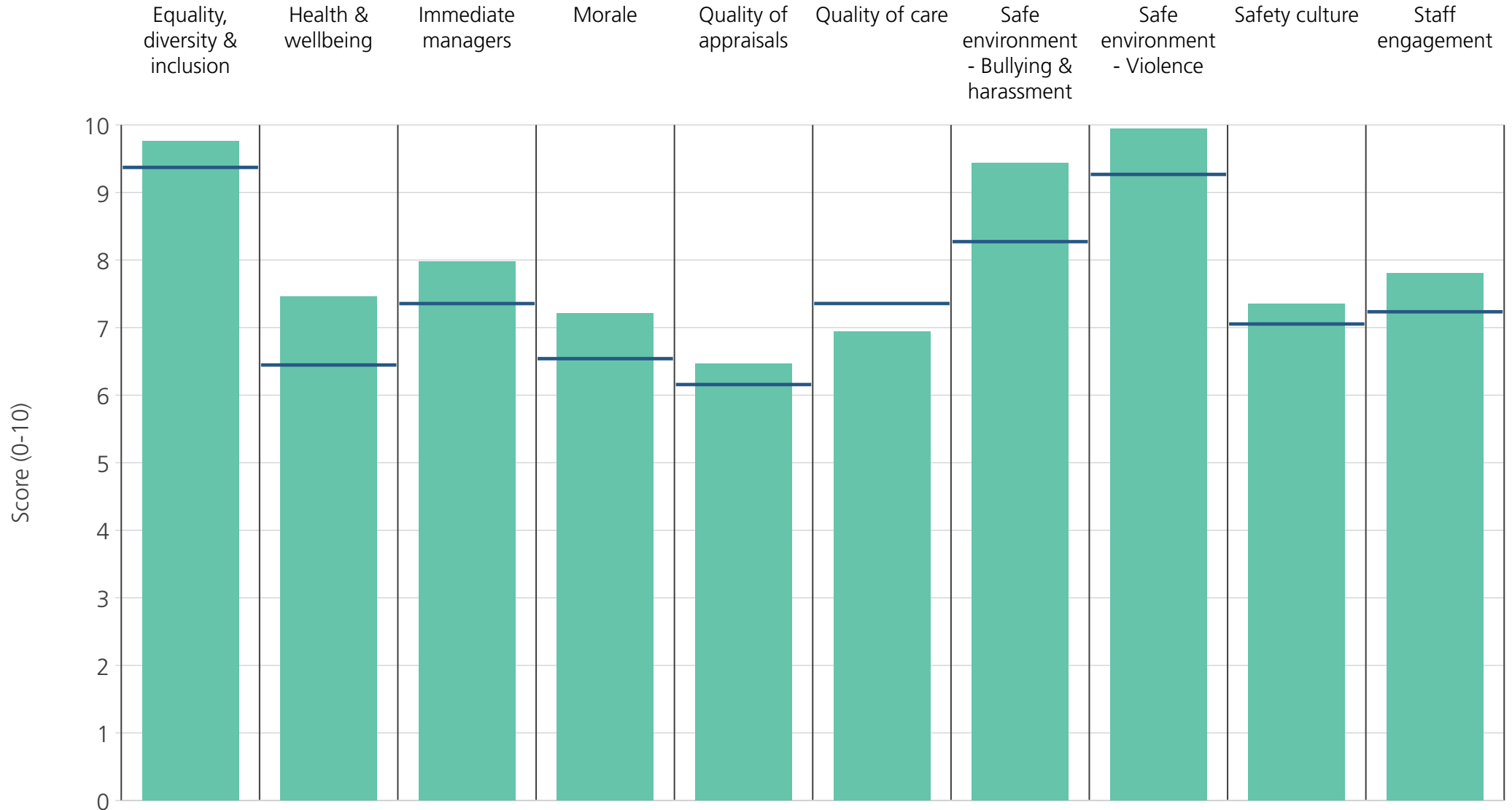
<b>Directorate</b>	9.4	6.3	7.0	6.2	6.1	7.3	8.5	9.4	6.7	7.1
<b>Your org</b>	9.4	6.4	7.4	6.5	6.2	7.4	8.3	9.3	7.1	7.2
<b>Responses</b>	123	125	125	125	99	82	125	125	124	124



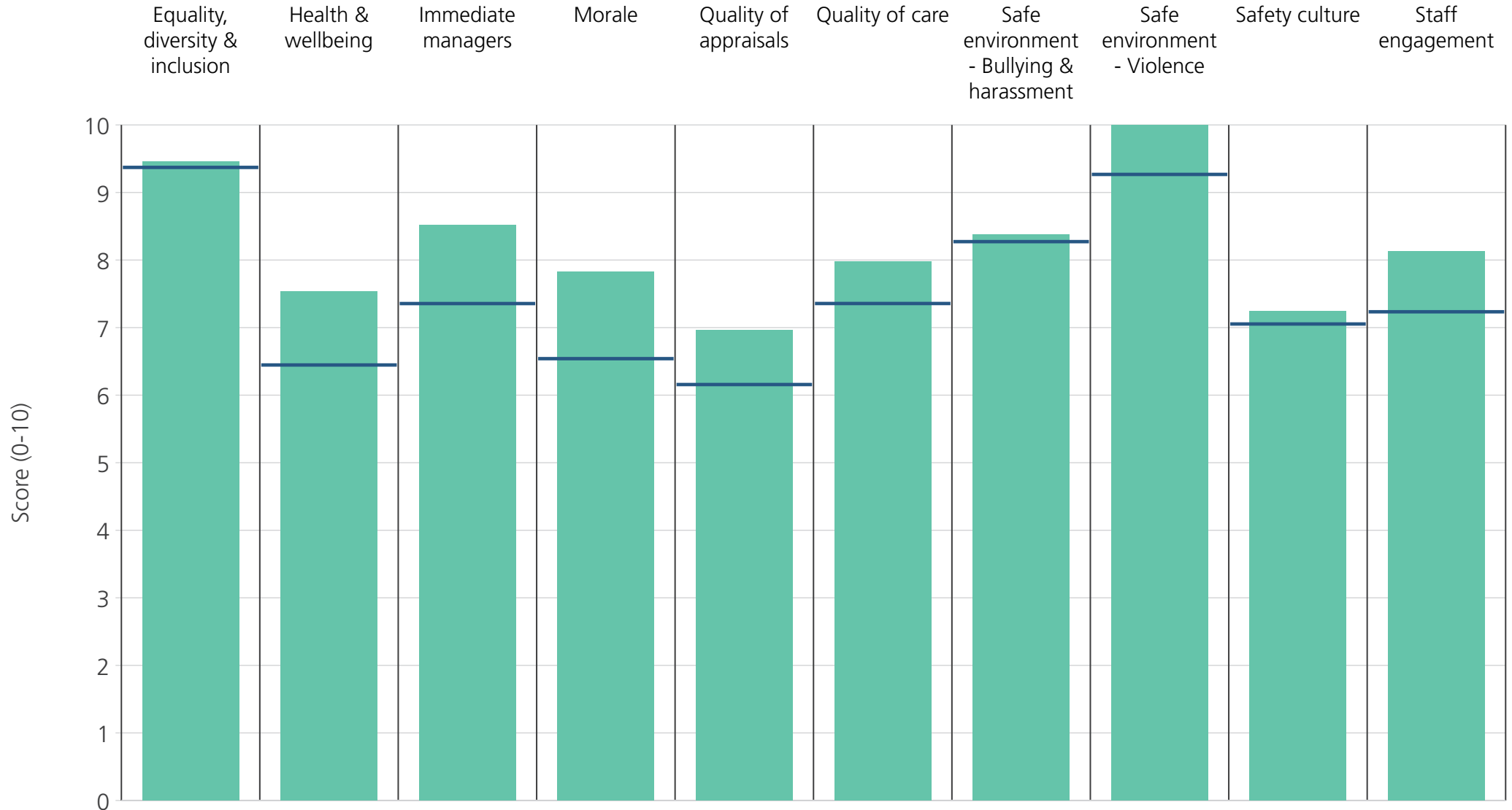
<b>Directorate</b>	9.5	6.9	7.0	6.3	5.2	6.2	9.5	10.0	6.7	7.1
<b>Your org</b>	9.4	6.4	7.4	6.5	6.2	7.4	8.3	9.3	7.1	7.2
<b>Responses</b>	101	101	99	101	92	16	98	100	101	101



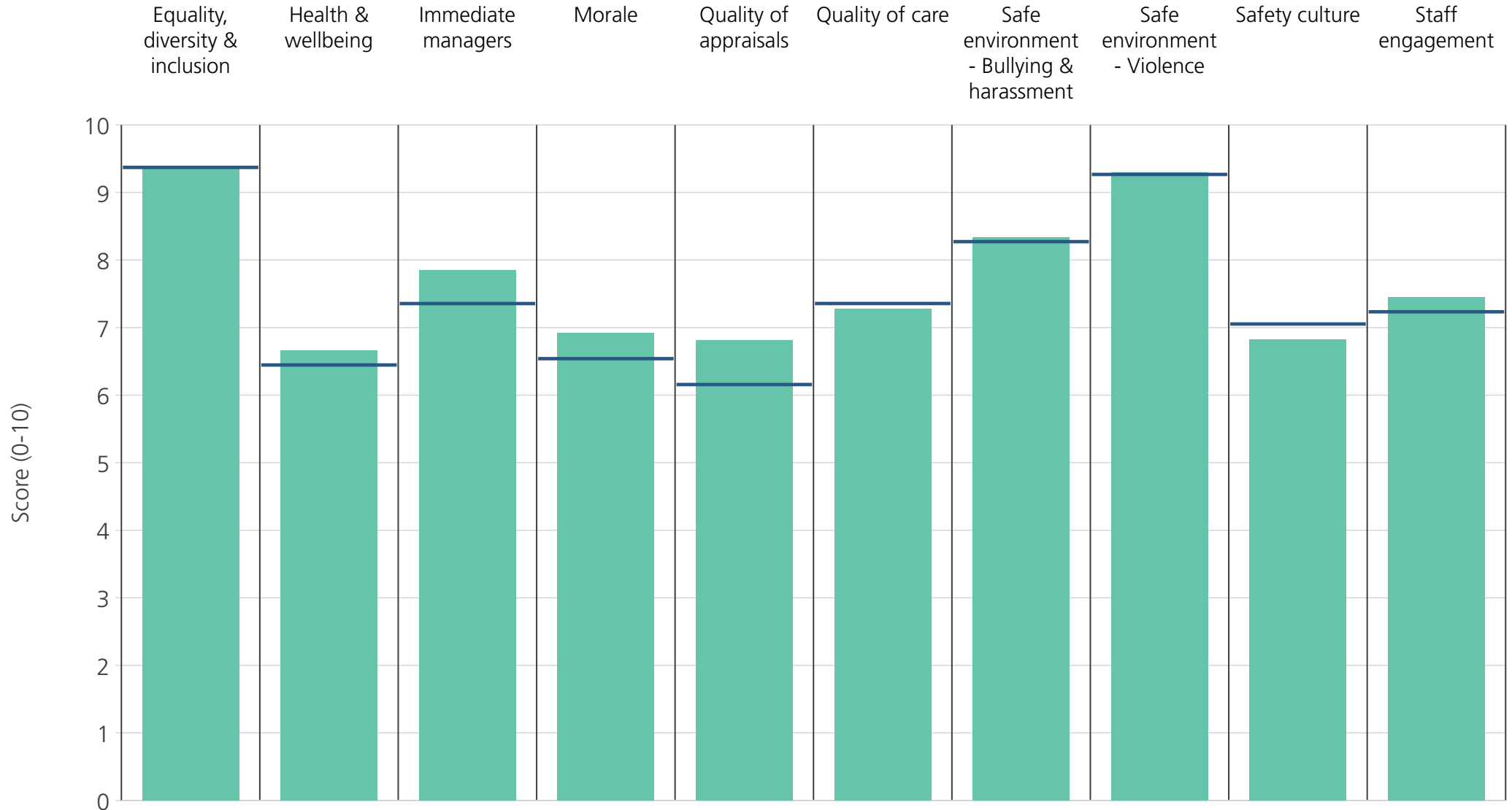
<b>Directorate</b>	9.5	7.3	7.4	6.9	6.2	7.6	9.0	9.8	7.0	7.2
<b>Your org</b>	9.4	6.4	7.4	6.5	6.2	7.4	8.3	9.3	7.1	7.2
<b>Responses</b>	86	87	87	87	78	41	85	87	85	87



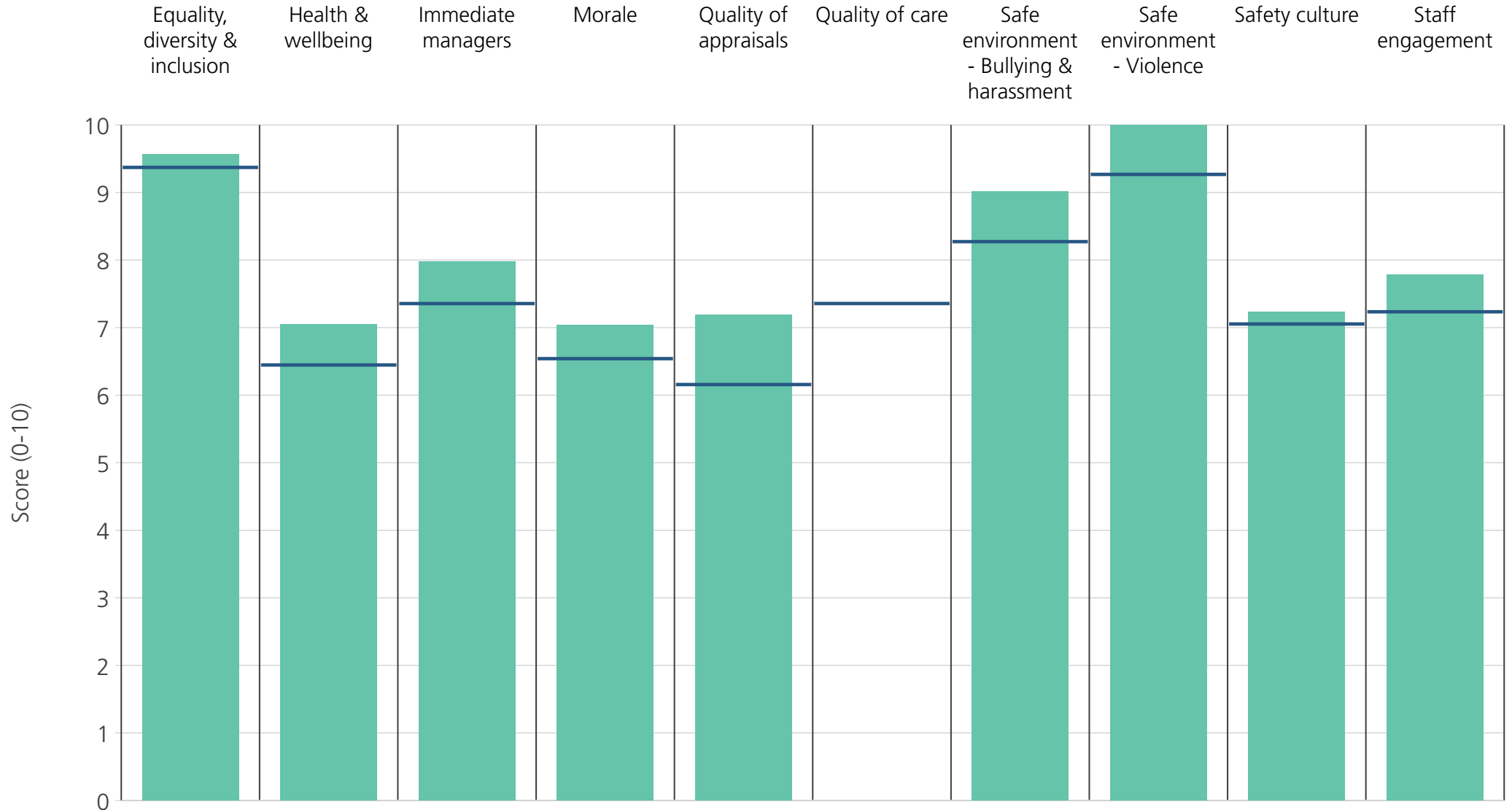
<b>Directorate</b>	9.8	7.5	8.0	7.2	6.5	6.9	9.4	9.9	7.3	7.8
<b>Your org</b>	9.4	6.4	7.4	6.5	6.2	7.4	8.3	9.3	7.1	7.2
<b>Responses</b>	58	59	59	59	53	15	59	59	58	59



<b>Directorate</b>	9.5	7.5	8.5	7.8	7.0	8.0	8.4	10.0	7.2	8.1
<b>Your org</b>	9.4	6.4	7.4	6.5	6.2	7.4	8.3	9.3	7.1	7.2
<b>Responses</b>	40	40	40	40	35	26	40	40	40	40

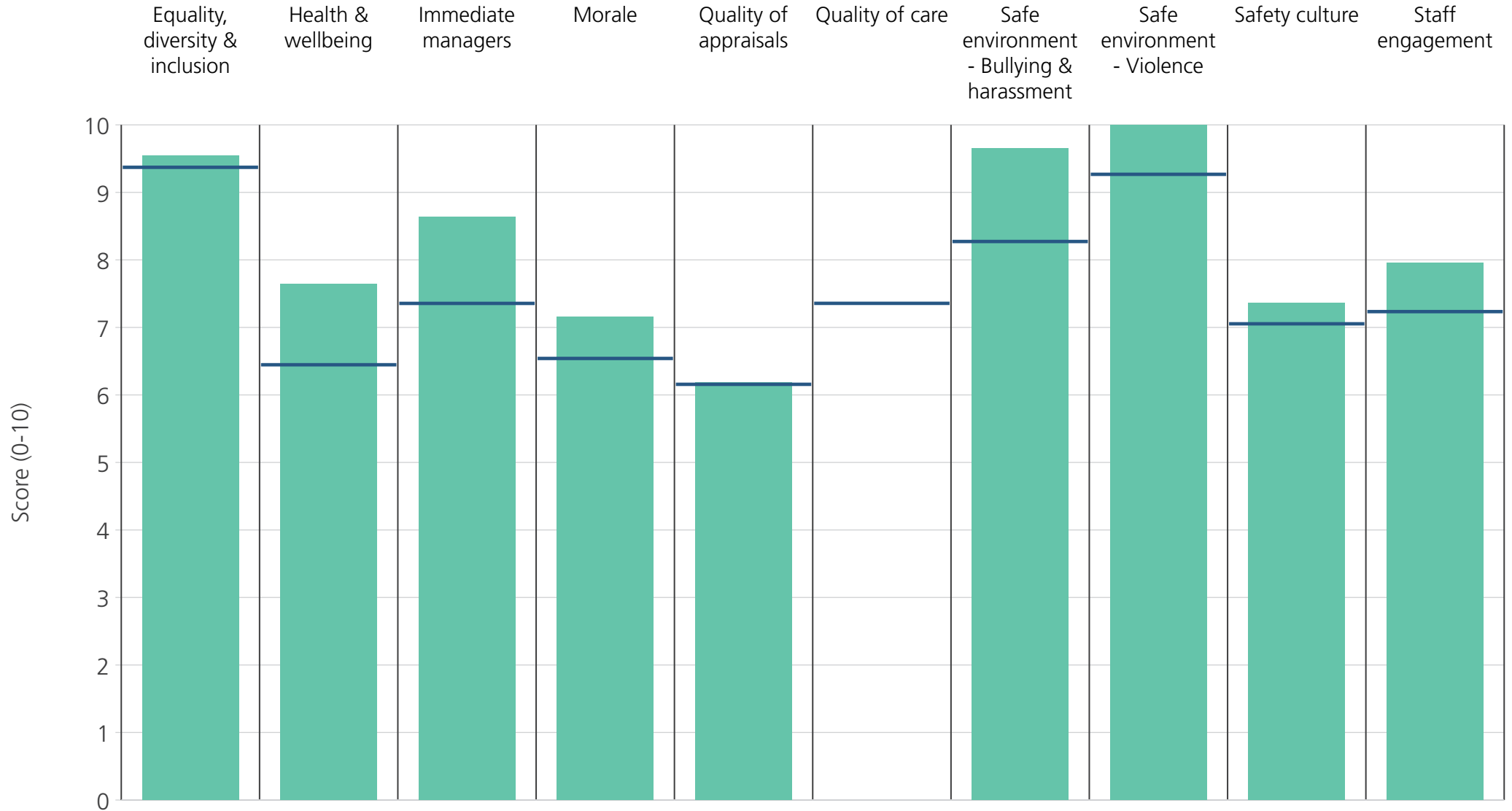


<b>Directorate</b>	9.3	6.7	7.8	6.9	6.8	7.3	8.3	9.3	6.8	7.4
<b>Your org</b>	9.4	6.4	7.4	6.5	6.2	7.4	8.3	9.3	7.1	7.2
<b>Responses</b>	47	47	47	47	40	40	47	47	47	47

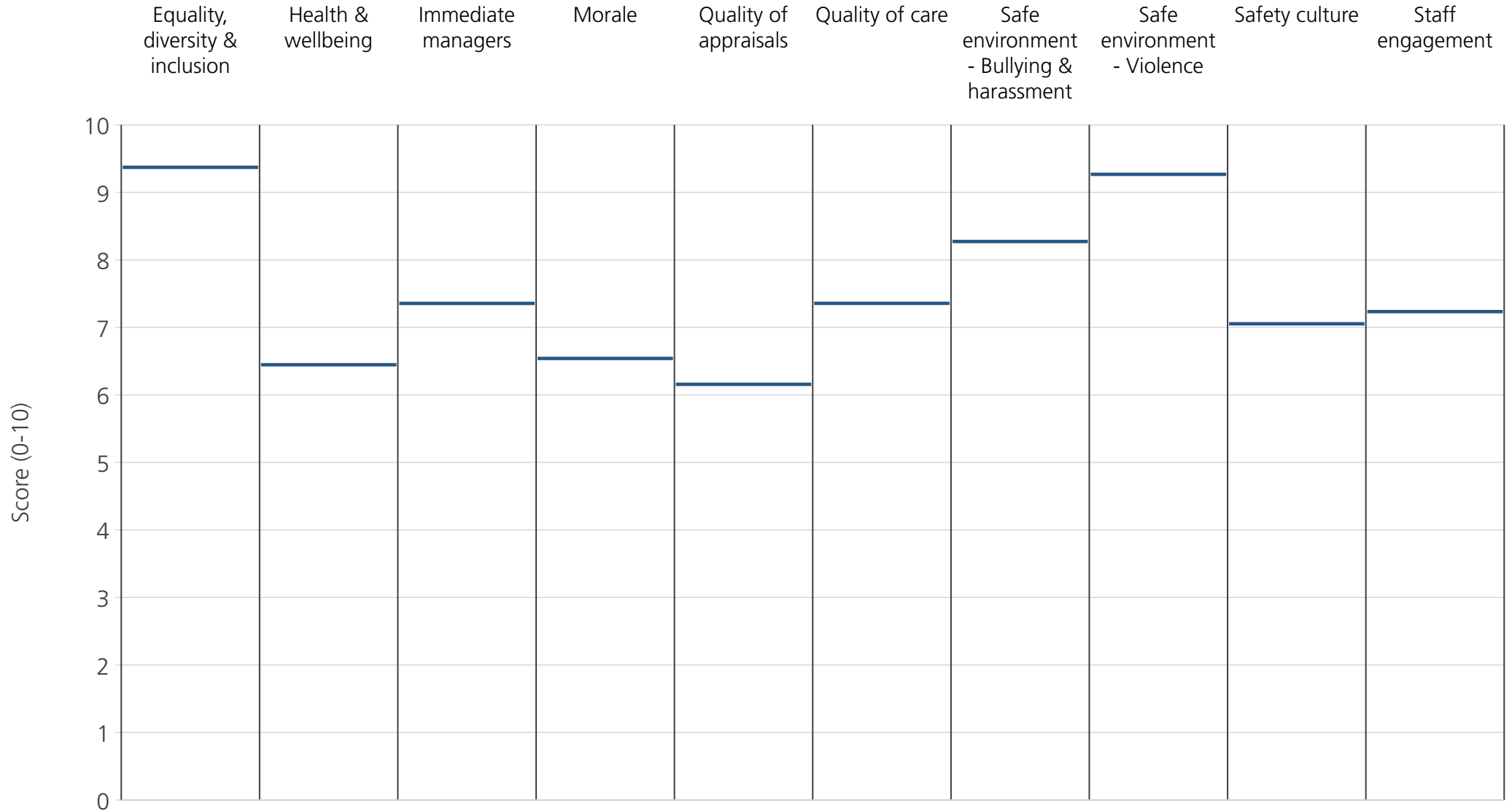


<b>Directorate</b>	9.6	7.1	8.0	7.0	7.2		9.0	10.0	7.2	7.8
<b>Your org</b>	9.4	6.4	7.4	6.5	6.2	7.4	8.3	9.3	7.1	7.2
<b>Responses</b>	27	27	27	27	24	10	27	27	26	27

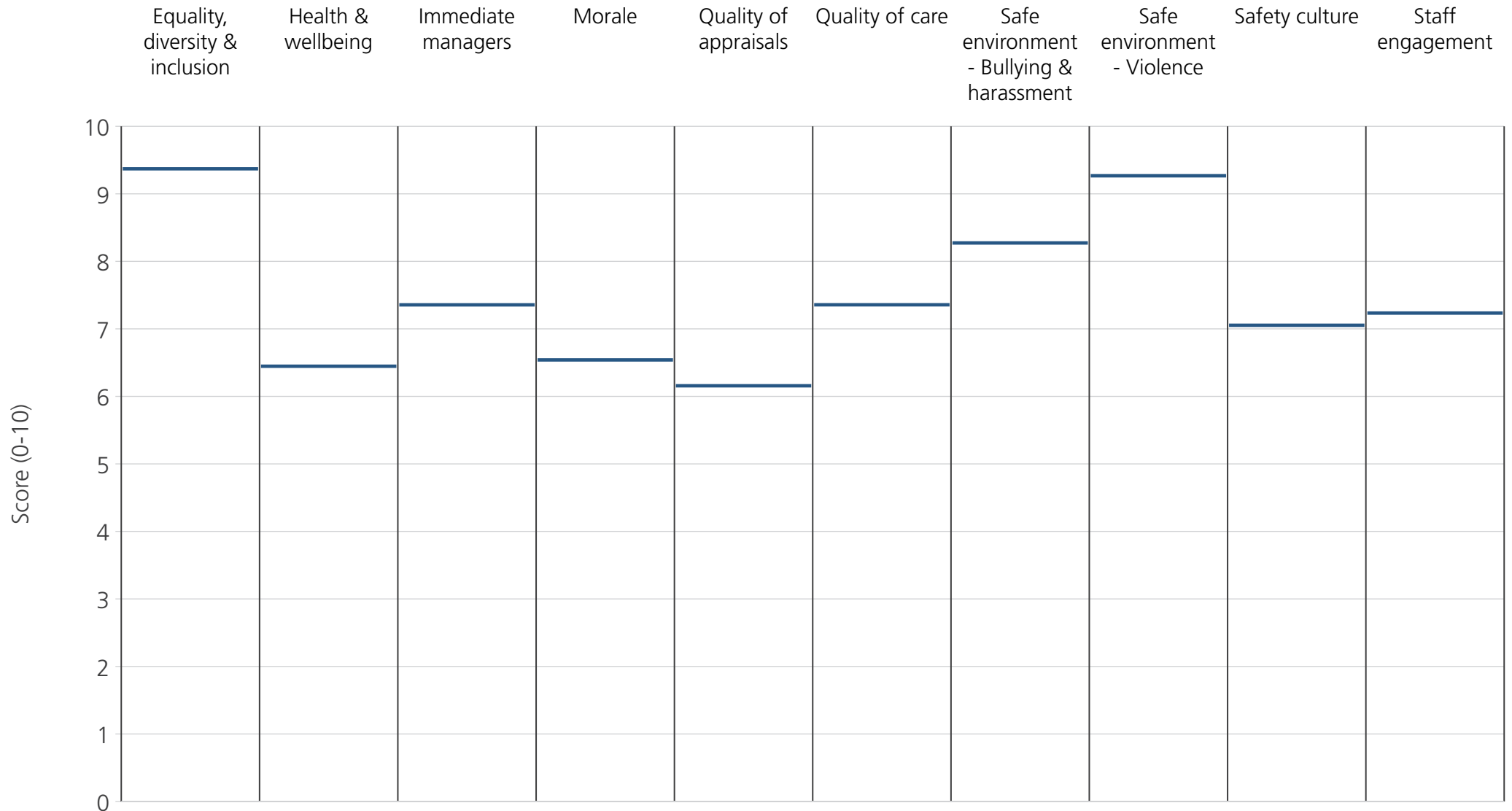




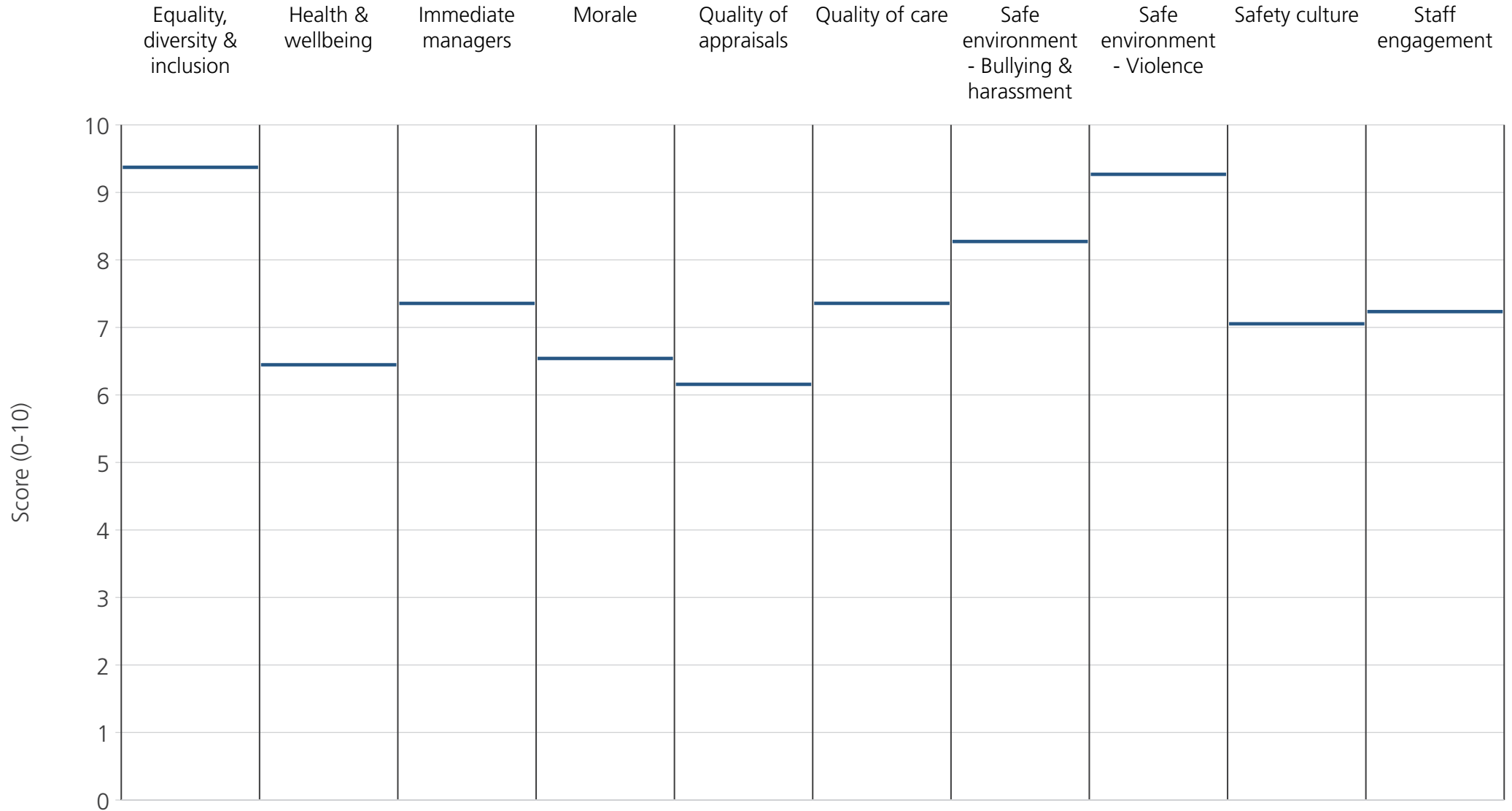
<b>Directorate</b>	9.5	7.6	8.6	7.2	6.2		9.6	10.0	7.4	8.0
<b>Your org</b>	9.4	6.4	7.4	6.5	6.2	7.4	8.3	9.3	7.1	7.2
<b>Responses</b>	20	20	20	20	20	3	19	20	20	20



Directorate	9.4	6.4	7.4	6.5	6.2	7.4	8.3	9.3	7.1	7.2
Your org	9.4	6.4	7.4	6.5	6.2	7.4	8.3	9.3	7.1	7.2
Responses	10	10	10	10	9	3	10	10	10	10



<b>Directorate</b>										
<b>Your org</b>	9.4	6.4	7.4	6.5	6.2	7.4	8.3	9.3	7.1	7.2
<b>Responses</b>	2	2	2	2	2	1	2	2	2	2



<b>Directorate</b>										
<b>Your org</b>	9.4	6.4	7.4	6.5	6.2	7.4	8.3	9.3	7.1	7.2
<b>Responses</b>	4	4	4	4	4	3	4	4	4	4