

Northumberland, Tyne and Wear NHS Foundation Trust

2018 NHS Staff Survey

Directorate Report

Contents

Introduction	3
Themes – Directorates 1	4
Central Locality Care Group	5
Chief Executive	6
Commissioning & Quality Assurance	7
Deputy Chief Executive	8
Medical	9
North Locality Care Group	10
Nursing & Chief Operating Officer	11
South Locality Care Group	12
Workforce & Organisational Development	13
Themes – Directorates 2	14
Clinical Services	15
Support & Corporate	16

This directorate report for Northumberland, Tyne and Wear NHS Foundation Trust contains results by directorate for themes from the 2018 NHS Staff Survey. These results are compared to the unweighted average for your organisation.

Please note: It is possible that there are differences between the 'Your org' scores reported in this directorate report and those in the benchmark report. This is because the results in the benchmark report are weighted to allow for fair comparisons between organisations of a similar type. However, in this report comparisons are made within your organisation so the unweighted organisation result is a more appropriate point of comparison.

The directorate breakdowns used in this report were provided and defined by Northumberland, Tyne and Wear NHS Foundation Trust. Details of how the theme scores were calculated are included in the Technical Document, available to download from our [results website](#).

Key features

Breakdown type and **directorate name** are specified in the header. Black text in the header is hyperlinked: clicking on '2018 NHS Staff Survey Results' navigates back to the contents page.

Directorate results are presented in the context of the (unweighted) **organisation average ('Your org')**, so it is easy to tell if a directorate is performing better or worse than the organisation average. For all themes, a higher score is a better result than a lower score.

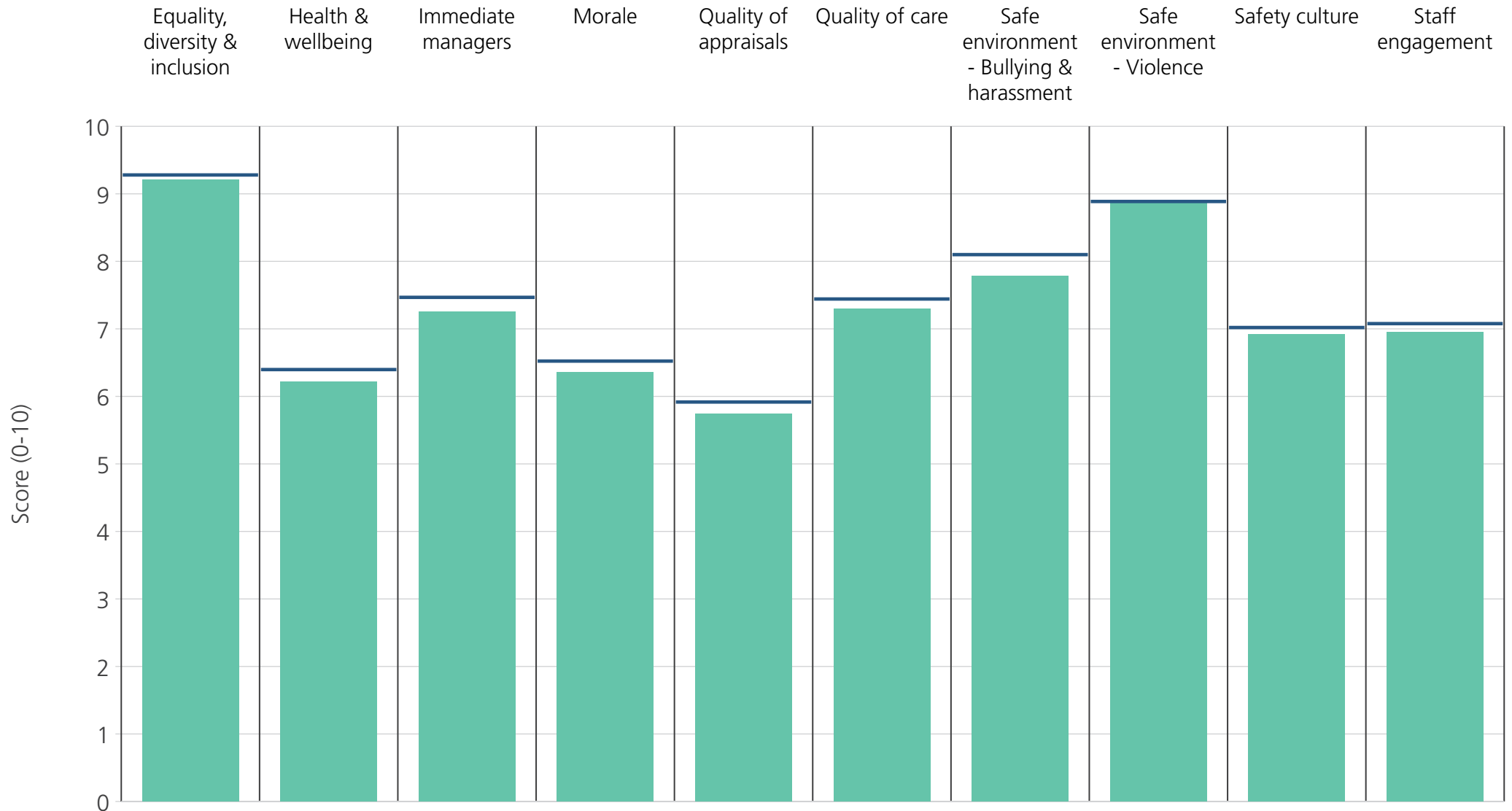
The **number of responses** feeding into each theme score **for the given directorate** is specified below the table containing the directorate and trust scores.



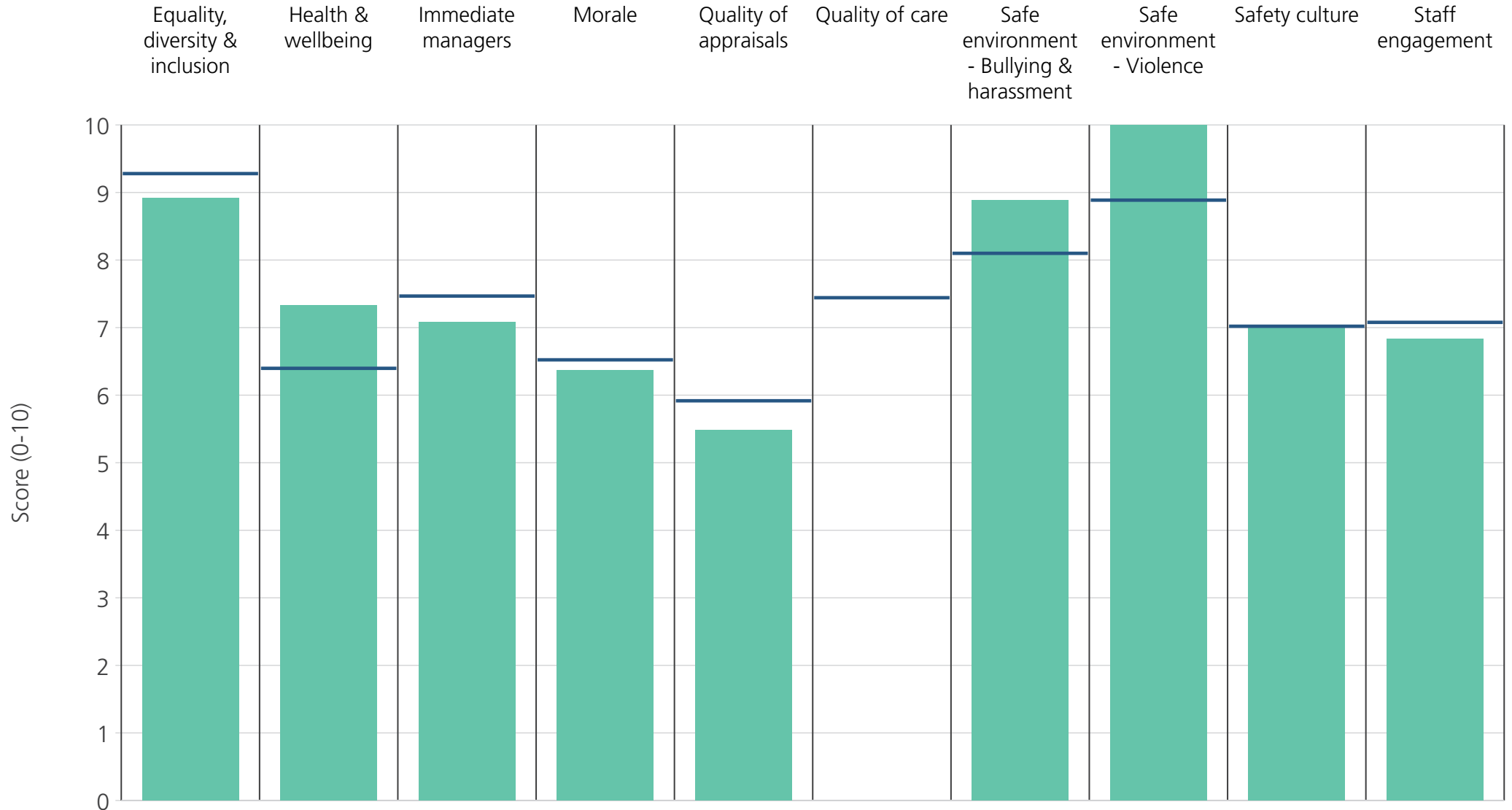
! Note: when there are less than 11 responses in a group, results are suppressed to protect staff confidentiality

Directorates 1

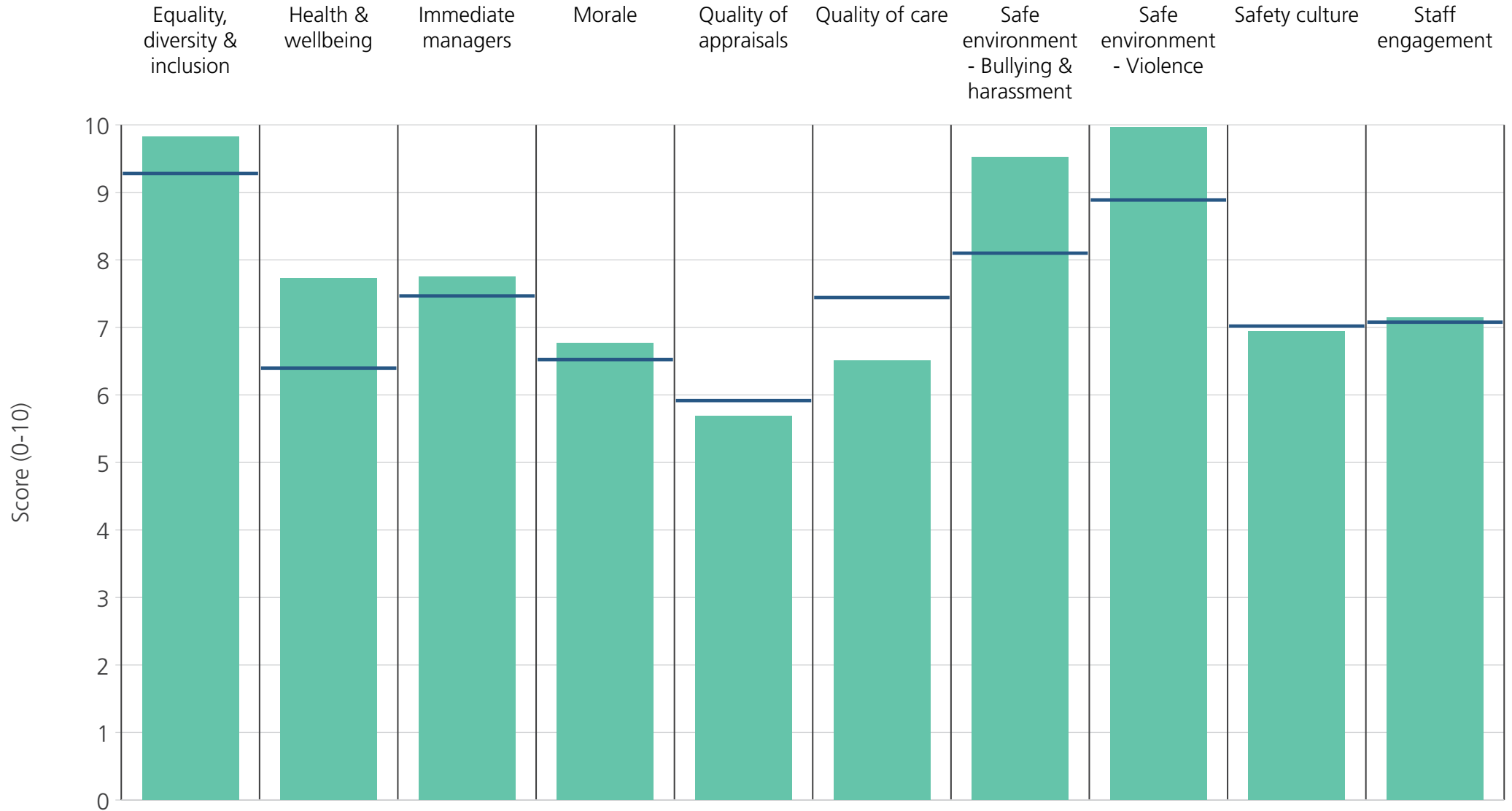
Northumberland, Tyne and Wear NHS Foundation Trust
2018 NHS Staff Survey Results



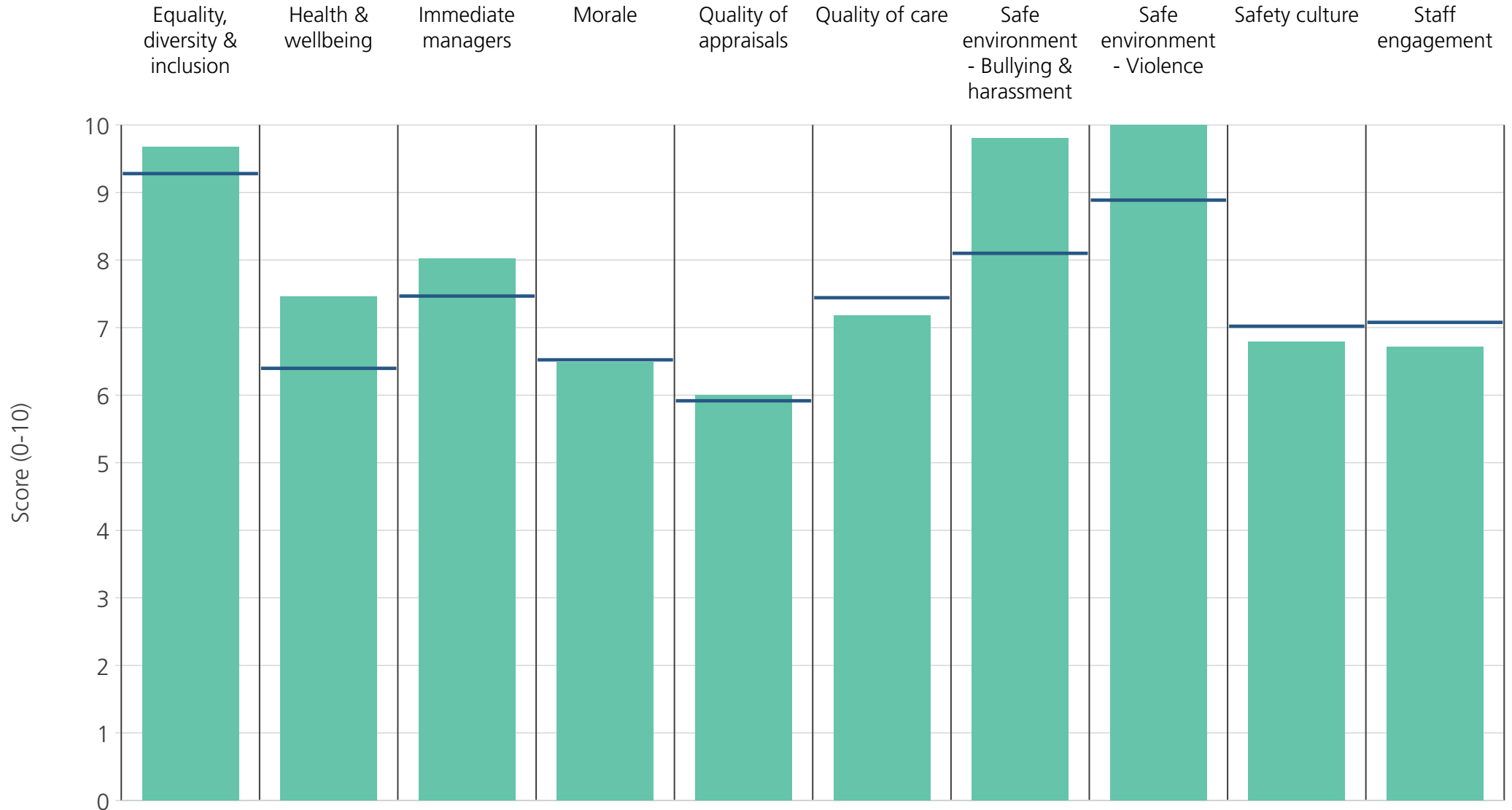
Directorate	9.2	6.2	7.3	6.4	5.7	7.3	7.8	8.9	6.9	6.9
Your org	9.3	6.4	7.5	6.5	5.9	7.4	8.1	8.9	7.0	7.1
Responses	942	948	946	939	884	879	940	937	945	951



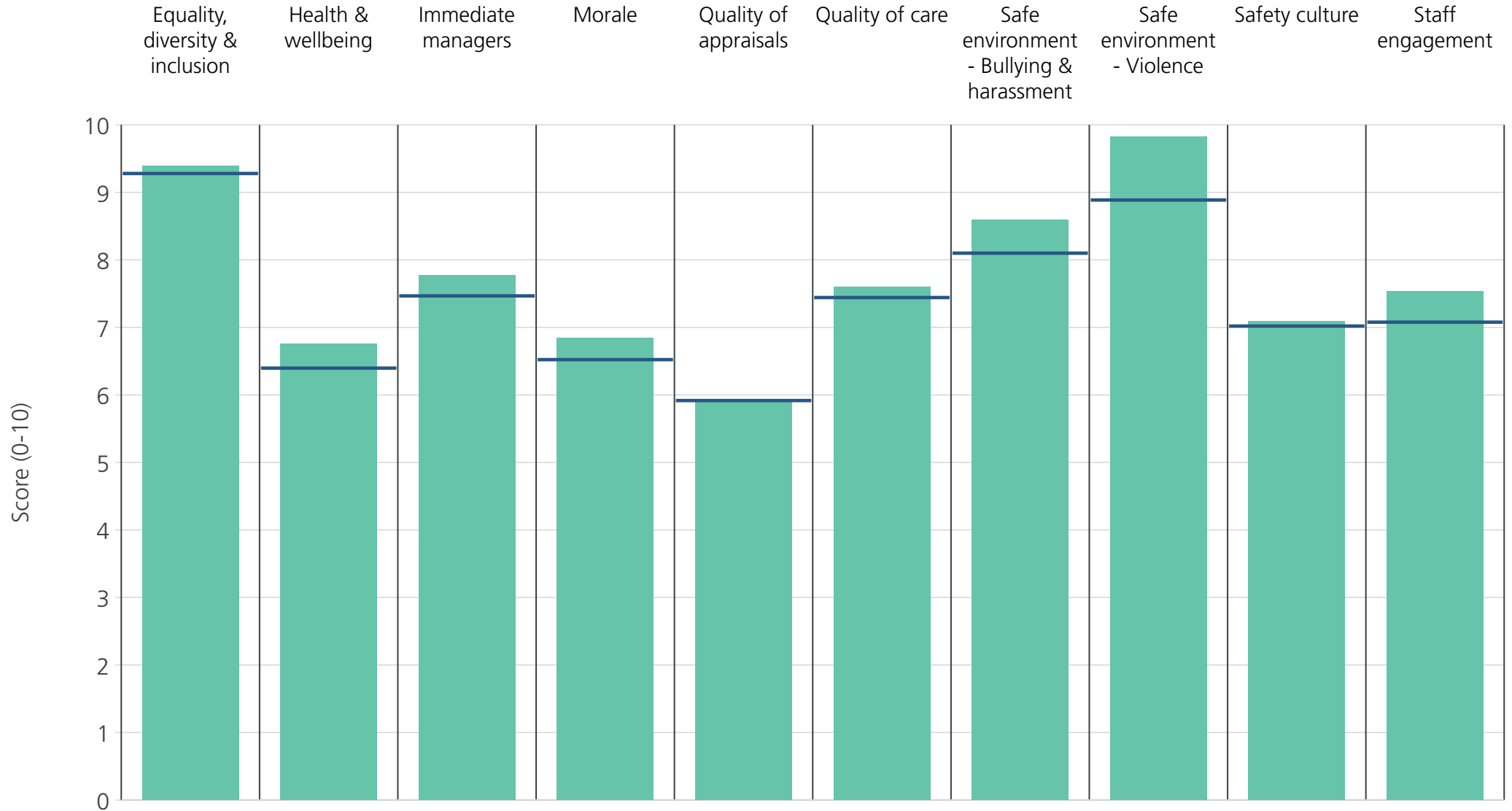
Directorate	8.9	7.3	7.1	6.4	5.5		8.9	10.0	7.0	6.8
Your org	9.3	6.4	7.5	6.5	5.9	7.4	8.1	8.9	7.0	7.1
Responses	17	18	18	17	18	4	18	18	18	18



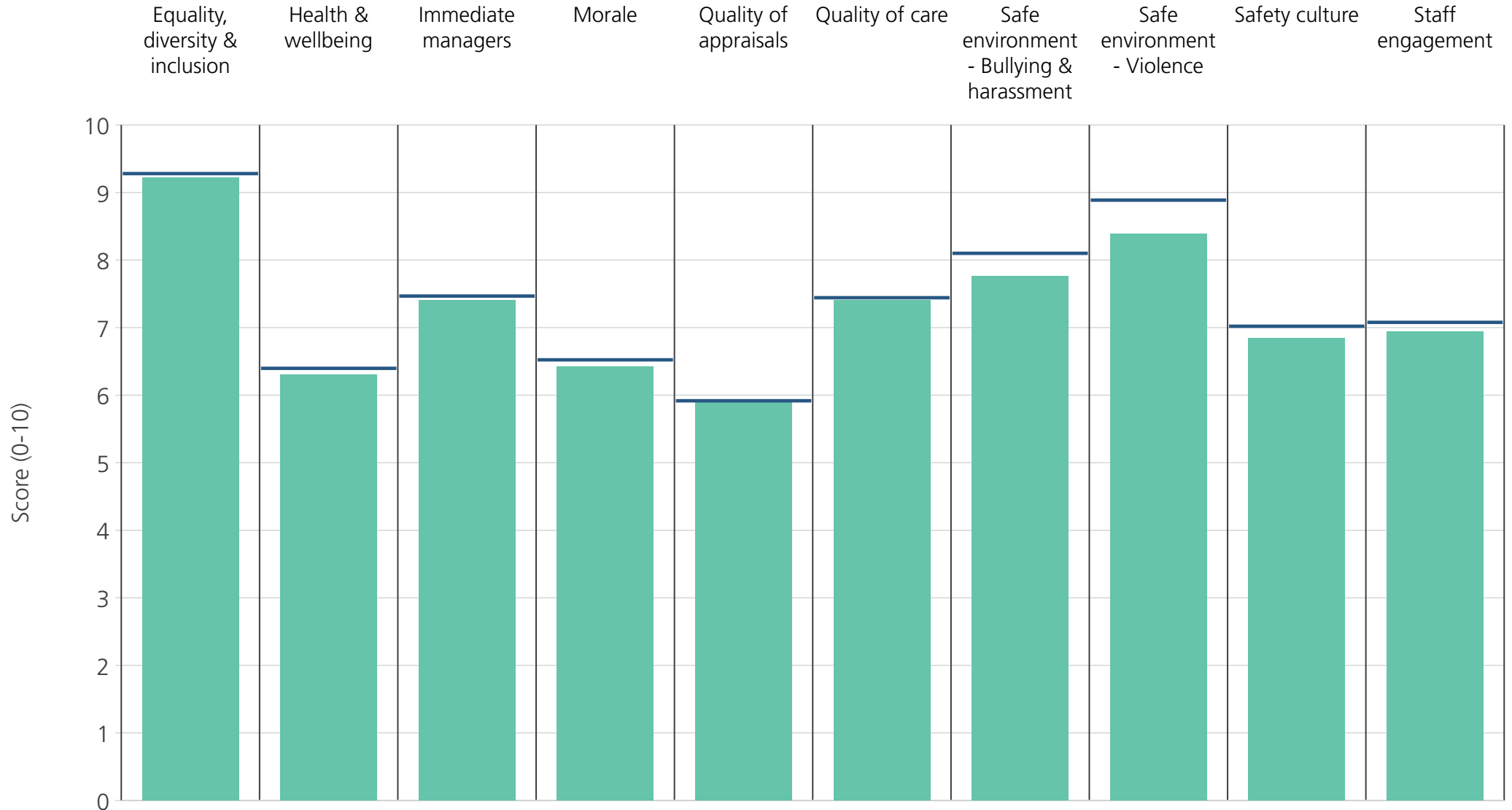
Directorate	9.8	7.7	7.7	6.8	5.7	6.5	9.5	10.0	6.9	7.1
Your org	9.3	6.4	7.5	6.5	5.9	7.4	8.1	8.9	7.0	7.1
Responses	111	112	112	112	98	27	112	111	112	112



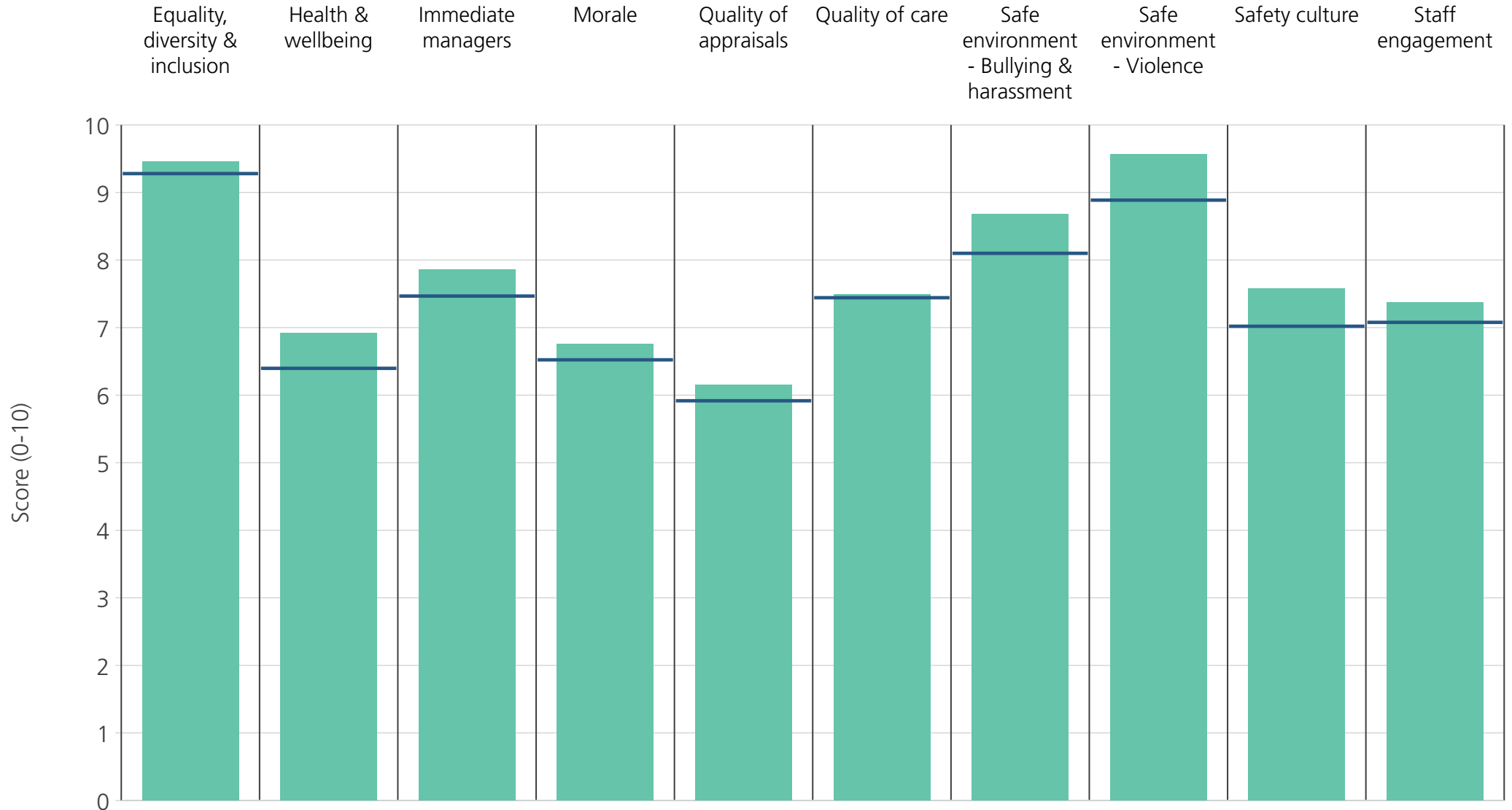
Directorate	9.7	7.5	8.0	6.5	6.0	7.2	9.8	10.0	6.8	6.7
Your org	9.3	6.4	7.5	6.5	5.9	7.4	8.1	8.9	7.0	7.1
Responses	84	84	84	83	69	13	84	83	84	84



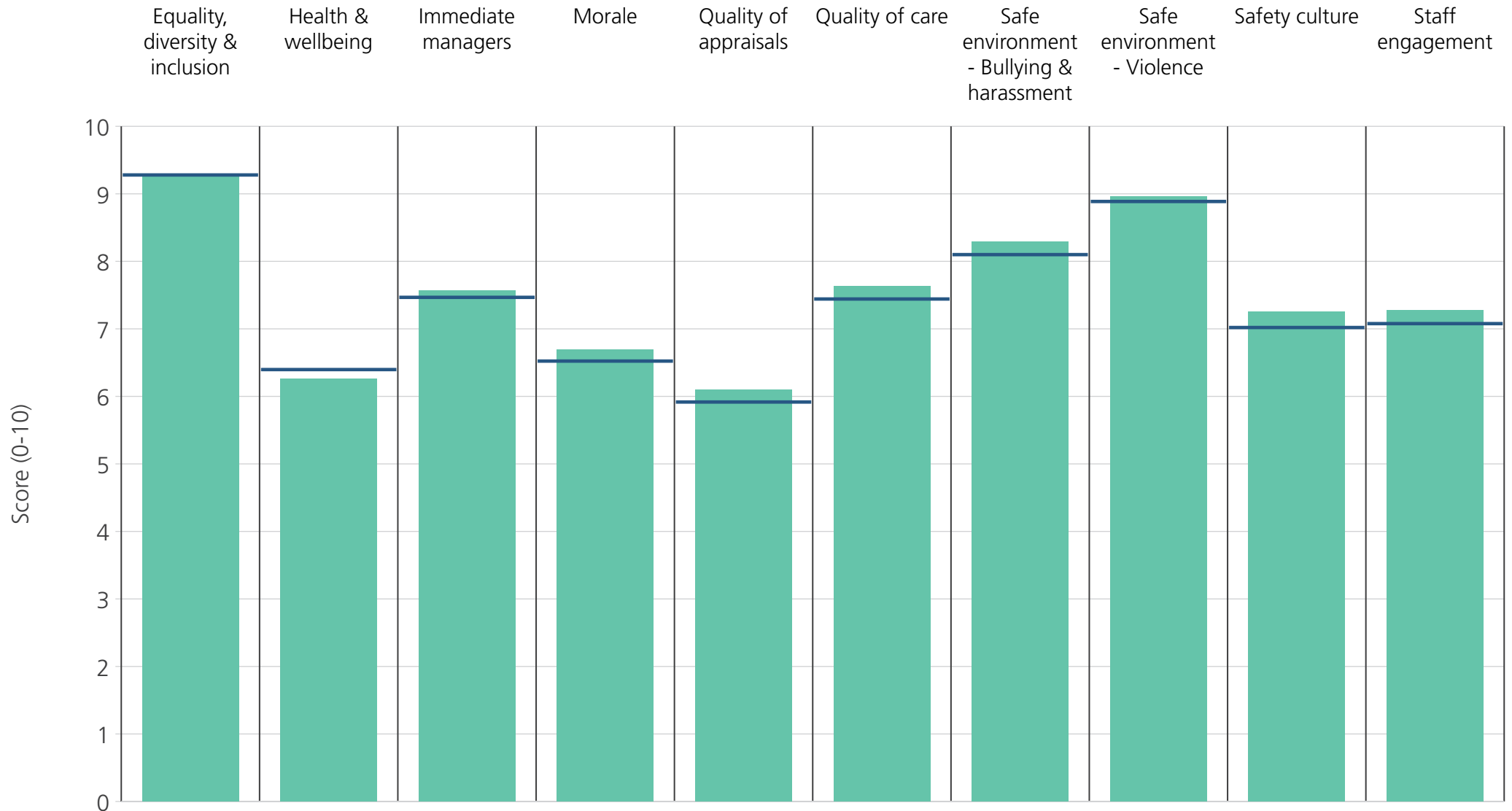
Directorate	9.4	6.8	7.8	6.8	5.9	7.6	8.6	9.8	7.1	7.5
Your org	9.3	6.4	7.5	6.5	5.9	7.4	8.1	8.9	7.0	7.1
Responses	125	126	125	126	117	92	126	126	126	126



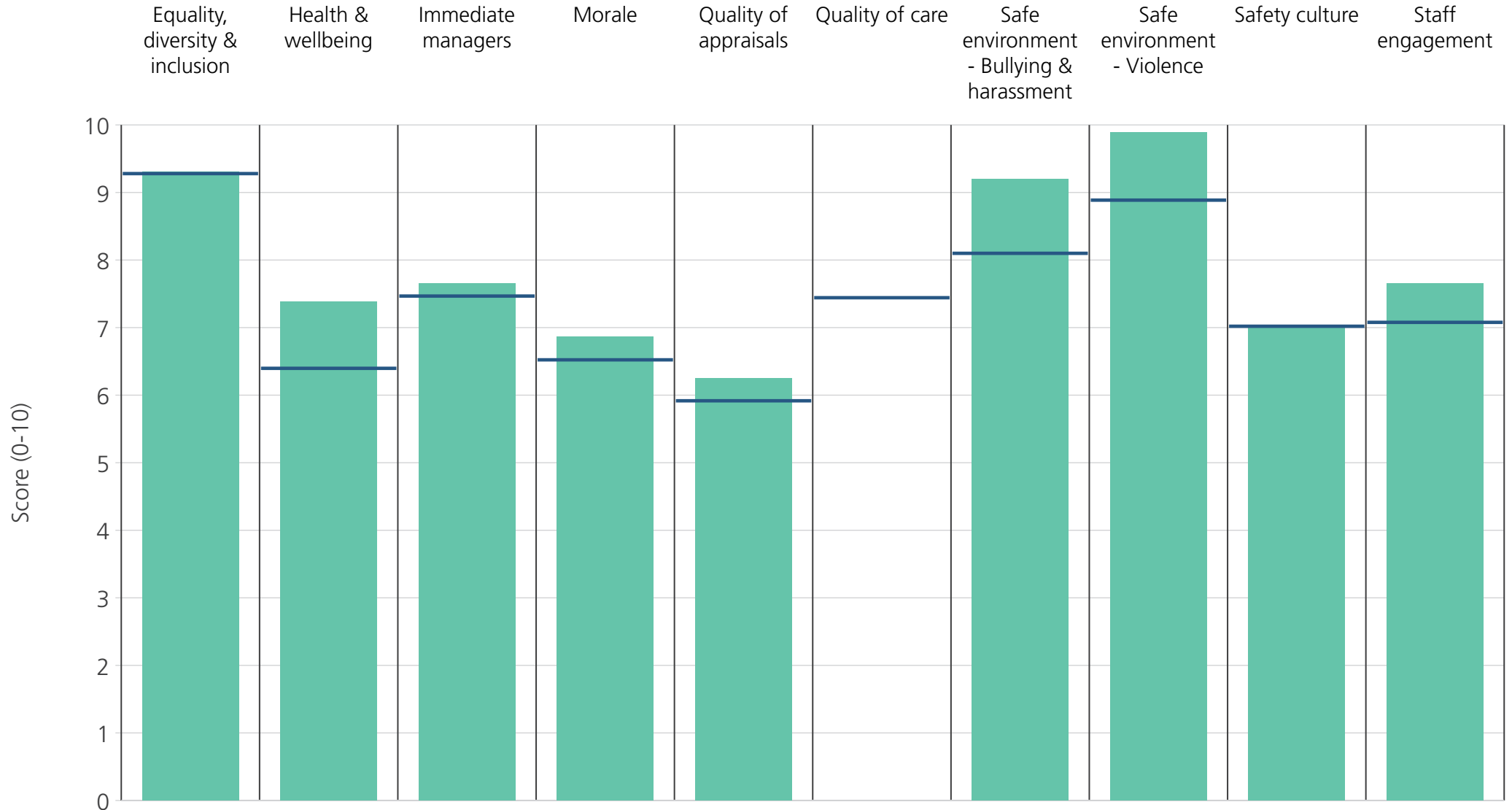
Directorate	9.2	6.3	7.4	6.4	5.9	7.4	7.8	8.4	6.8	6.9
Your org	9.3	6.4	7.5	6.5	5.9	7.4	8.1	8.9	7.0	7.1
Responses	1134	1138	1147	1137	1046	1090	1132	1123	1142	1150



Directorate	9.5	6.9	7.9	6.8	6.1	7.5	8.7	9.6	7.6	7.4
Your org	9.3	6.4	7.5	6.5	5.9	7.4	8.1	8.9	7.0	7.1
Responses	154	154	154	154	143	97	153	154	154	154



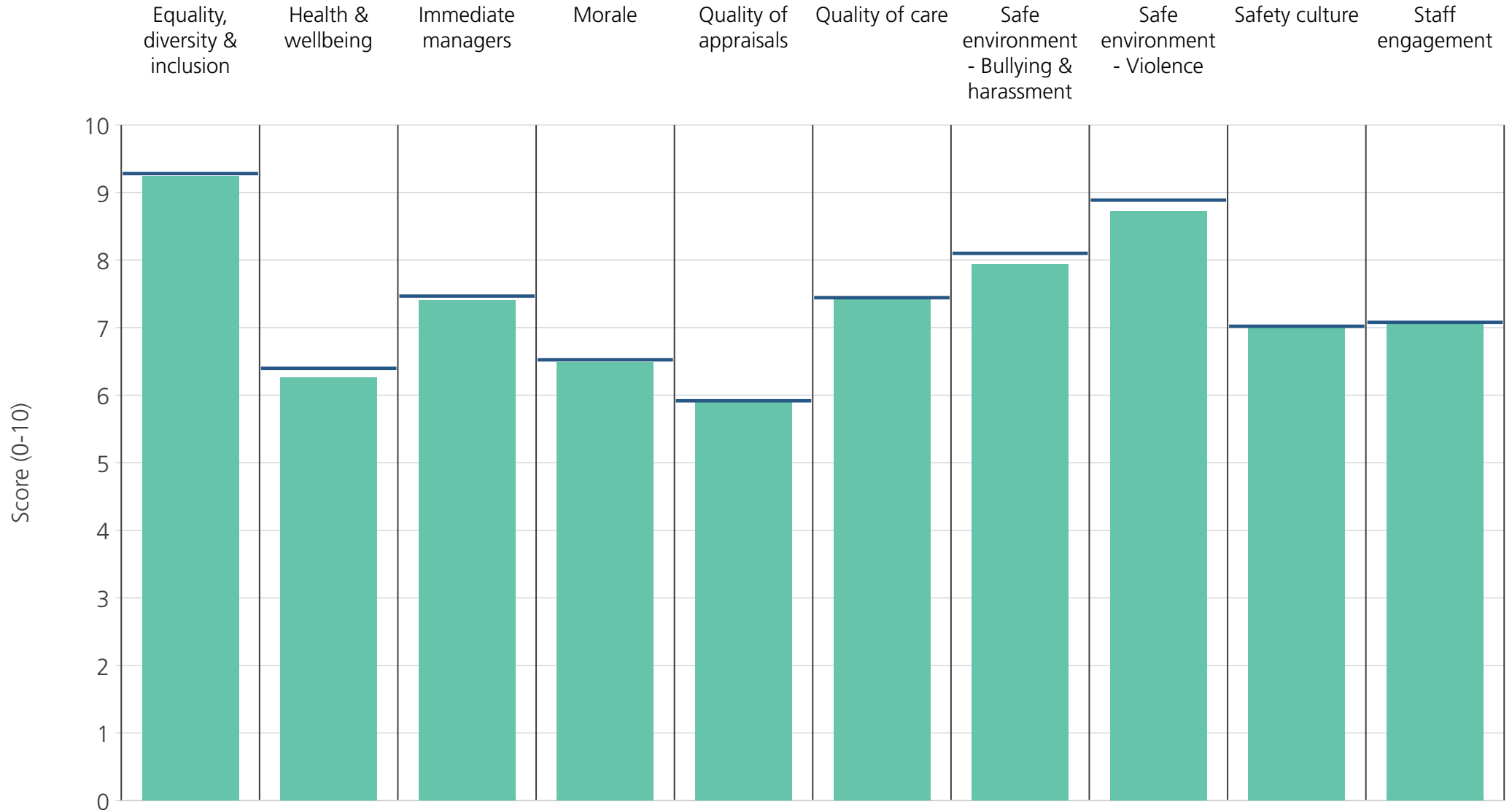
Directorate	9.3	6.3	7.6	6.7	6.1	7.6	8.3	9.0	7.3	7.3
Your org	9.3	6.4	7.5	6.5	5.9	7.4	8.1	8.9	7.0	7.1
Responses	971	971	978	970	921	918	971	969	976	983



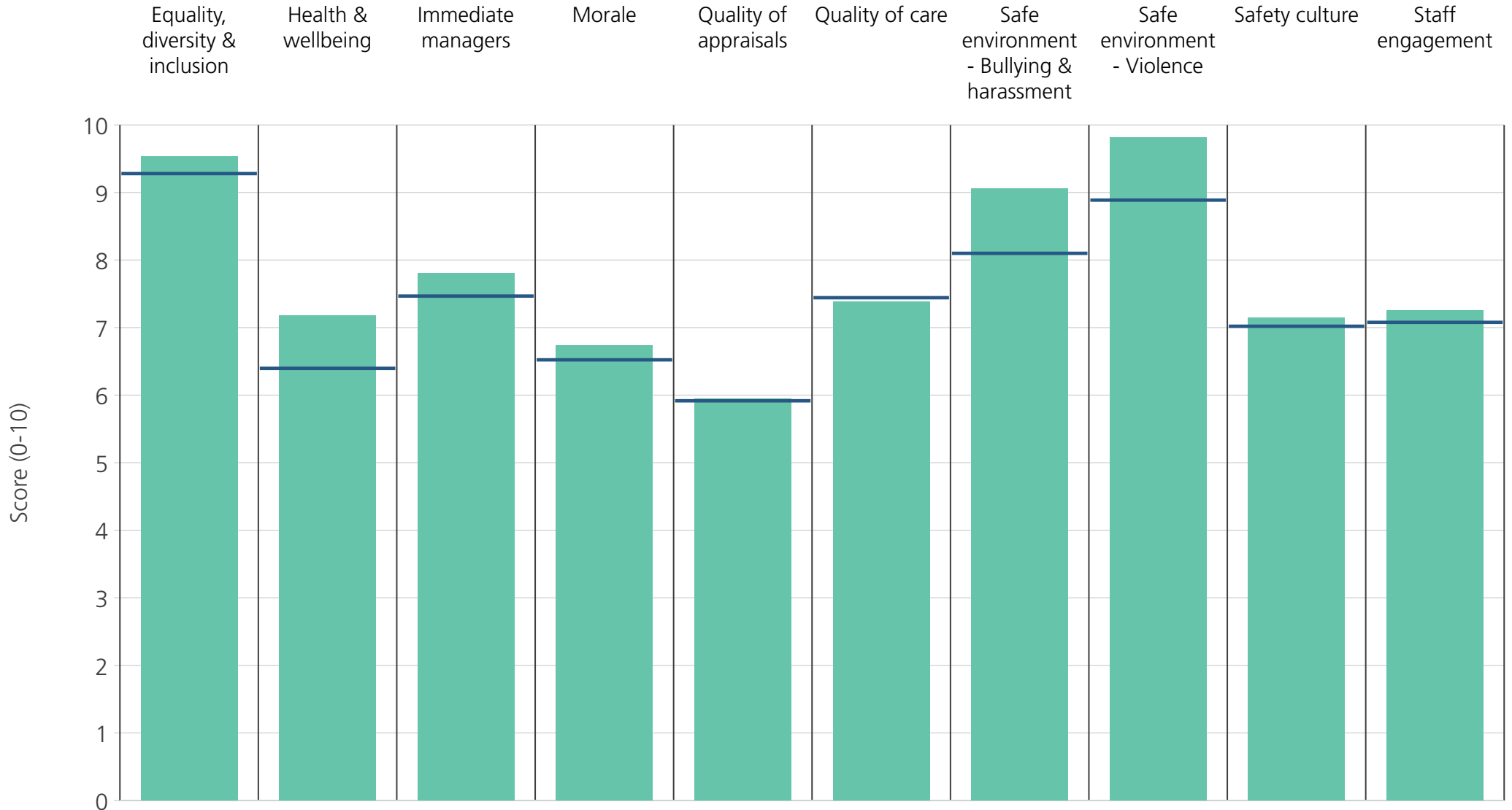
Directorate	9.3	7.4	7.7	6.9	6.3		9.2	9.9	7.0	7.7
Your org	9.3	6.4	7.5	6.5	5.9	7.4	8.1	8.9	7.0	7.1
Responses	29	29	29	29	27	1	29	29	29	29

Directorates 2

Northumberland, Tyne and Wear NHS Foundation Trust
2018 NHS Staff Survey Results



Directorate	9.2	6.3	7.4	6.5	5.9	7.4	7.9	8.7	7.0	7.0
Your org	9.3	6.4	7.5	6.5	5.9	7.4	8.1	8.9	7.0	7.1
Responses	3047	3057	3071	3046	2851	2887	3043	3029	3063	3084



Directorate	9.5	7.2	7.8	6.7	5.9	7.4	9.1	9.8	7.1	7.3
Your org	9.3	6.4	7.5	6.5	5.9	7.4	8.1	8.9	7.0	7.1
Responses	520	523	522	521	472	234	522	521	523	523