

# Bridgewater Community Healthcare NHS Foundation Trust

2018 NHS Staff Survey

**Directorate Report**

**Contents**

Introduction . . . . .	3	Wigan Adult - Geo Dir . . . . .	26
		Wigan Child - Geo Dir . . . . .	27
Themes – Directorates 1 . . . . .	4		
Cheshire & Mersey Directorate . . . . .	5		
Corporate Directorate . . . . .	6		
Dental Directorate . . . . .	7		
Greater Manchester Directorate . . . . .	8		
Health & Justice Directorate . . . . .	9		
Themes – Directorates 2 . . . . .	10		
Bolton Child - Geographical Directorate . . . . .	11		
Corporate Estates - Geo Dir . . . . .	12		
Corporate Ops - Geo Dir . . . . .	13		
Corporate Safeguarding - Geo Dir . . . . .	14		
DENTAL - Geo Dir . . . . .	15		
DMT - Geo Directorate . . . . .	16		
DMT C&M - Geo Directorate . . . . .	17		
Halton Adult - Geo Dir . . . . .	18		
Halton Child - Geo Dir . . . . .	19		
Offender - Geo Dir . . . . .	20		
Oldham Child - Geo Dir . . . . .	21		
St Helens Adult - Geo Dir . . . . .	22		
StHelens Child - Geo Dir . . . . .	23		
Warrington Adult - Geo Dir . . . . .	24		
Warrington Child - Geo Dir . . . . .	25		

This directorate report for Bridgewater Community Healthcare NHS Foundation Trust contains results by directorate for themes from the 2018 NHS Staff Survey. These results are compared to the unweighted average for your organisation.

**Please note:** It is possible that there are differences between the 'Your org' scores reported in this directorate report and those in the benchmark report. This is because the results in the benchmark report are weighted to allow for fair comparisons between organisations of a similar type. However, in this report comparisons are made within your organisation so the unweighted organisation result is a more appropriate point of comparison.

The directorate breakdowns used in this report were provided and defined by Bridgewater Community Healthcare NHS Foundation Trust. Details of how the theme scores were calculated are included in the Technical Document, available to download from our [results website](#).

## Key features

Breakdown type and **directorate name** are specified in the header. Black text in the header is hyperlinked: clicking on '2018 NHS Staff Survey Results' navigates back to the contents page.

Directorate results are presented in the context of the (unweighted) **organisation average ('Your org')**, so it is easy to tell if a directorate is performing better or worse than the organisation average. For all themes, a higher score is a better result than a lower score.

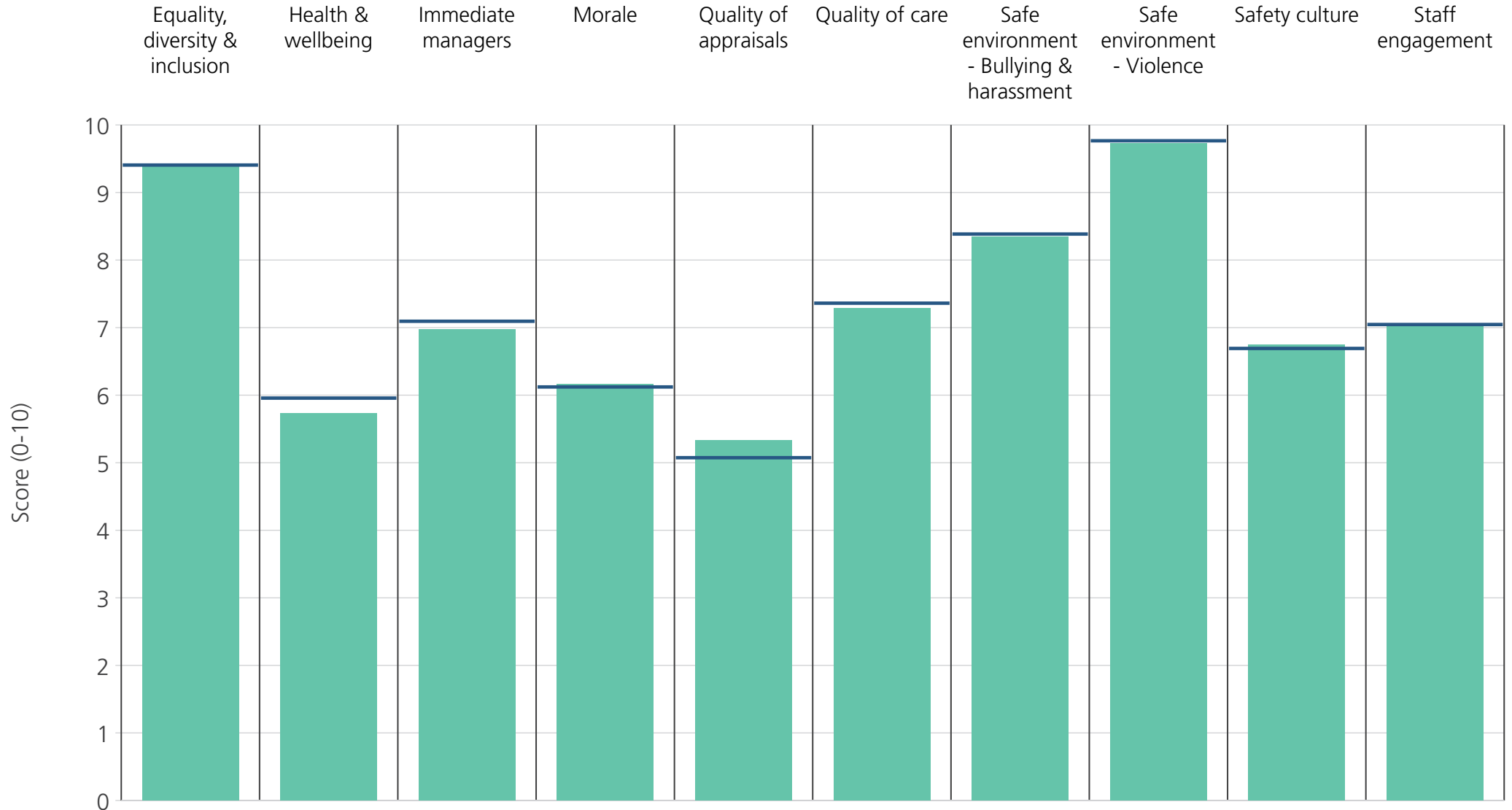
The **number of responses** feeding into each theme score **for the given directorate** is specified below the table containing the directorate and trust scores.



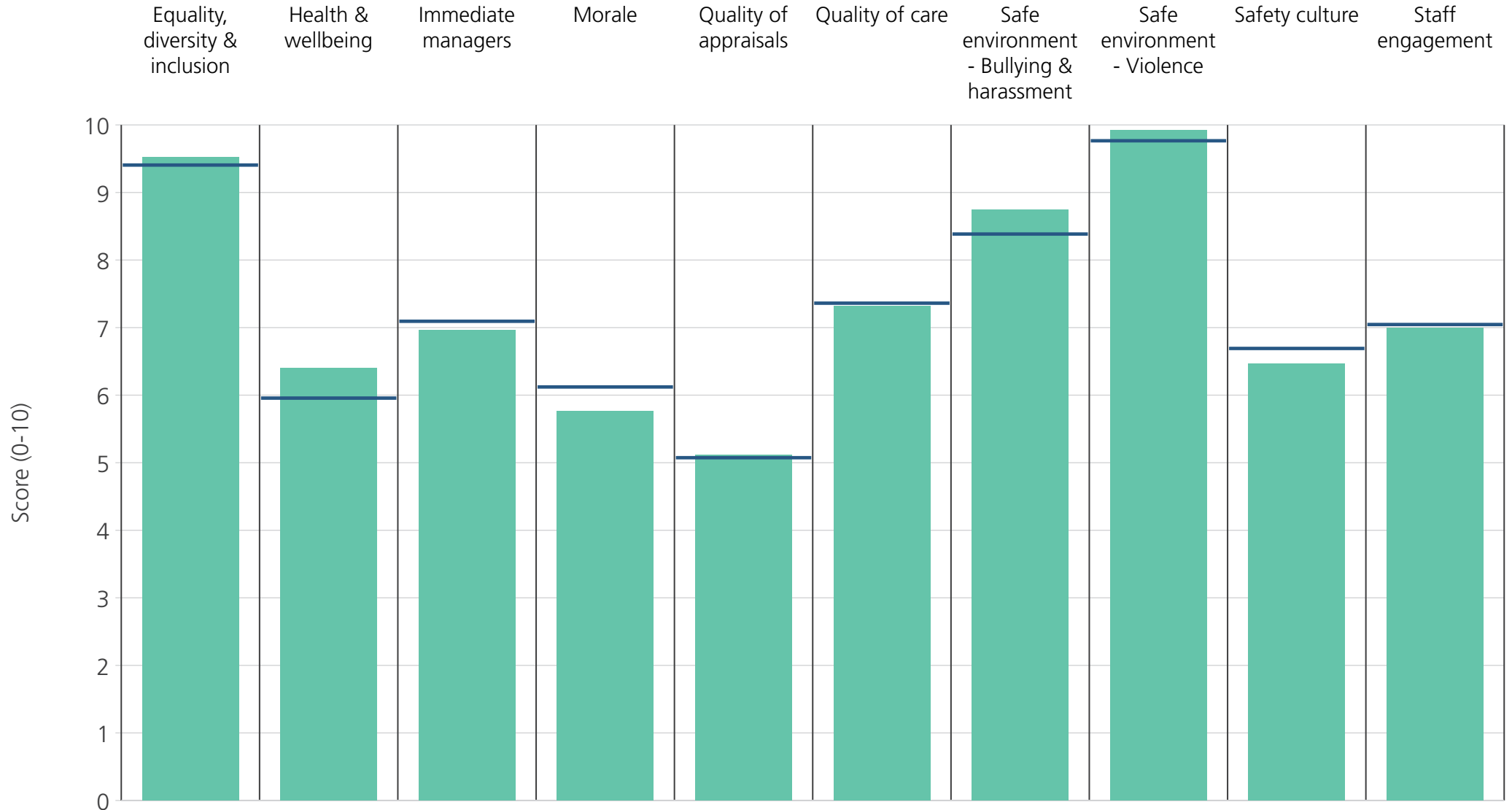
**! Note:** when there are less than 11 responses in a group, results are suppressed to protect staff confidentiality

# Directorates 1

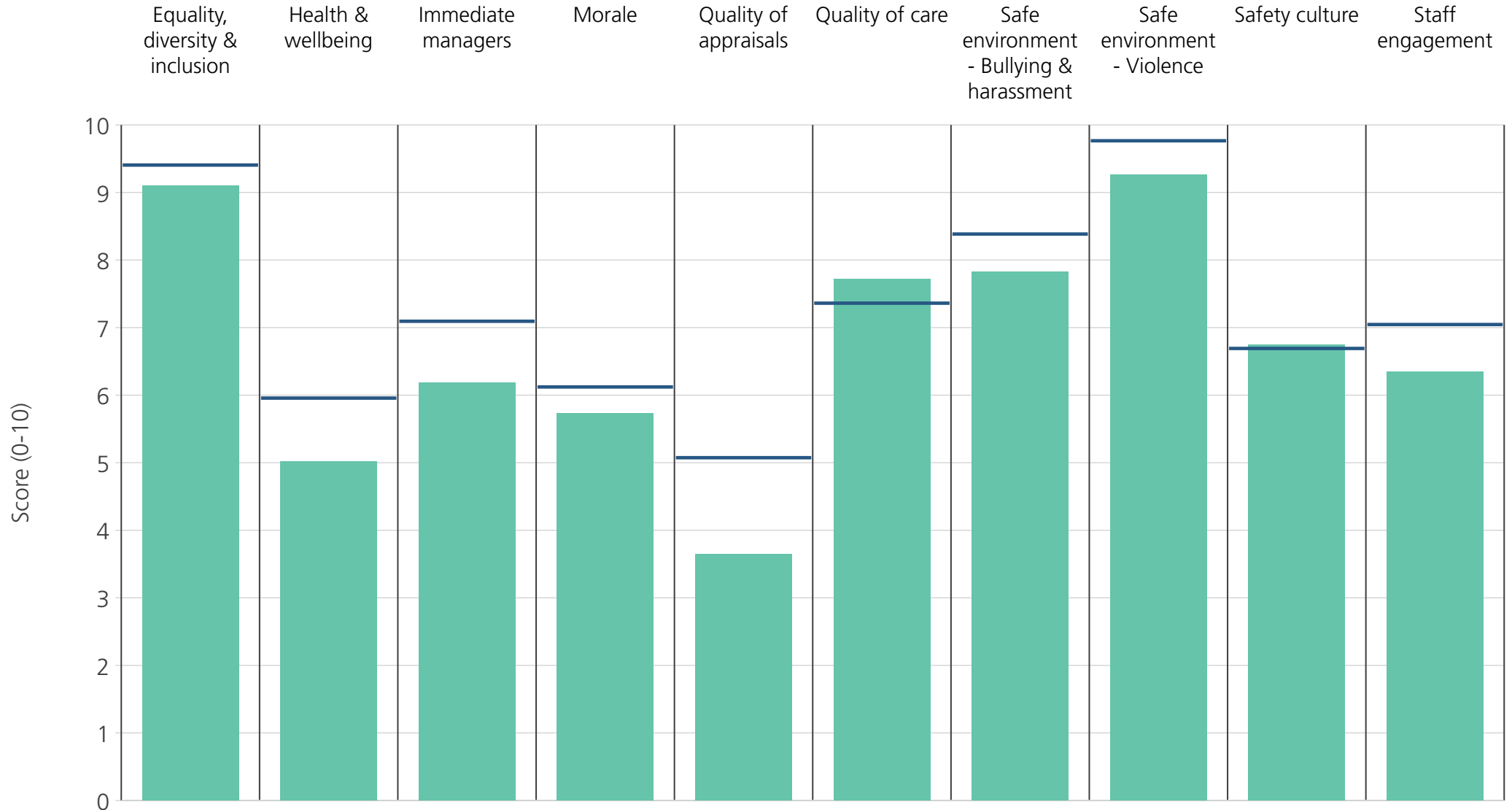
Bridgewater Community Healthcare NHS Foundation Trust  
2018 NHS Staff Survey Results



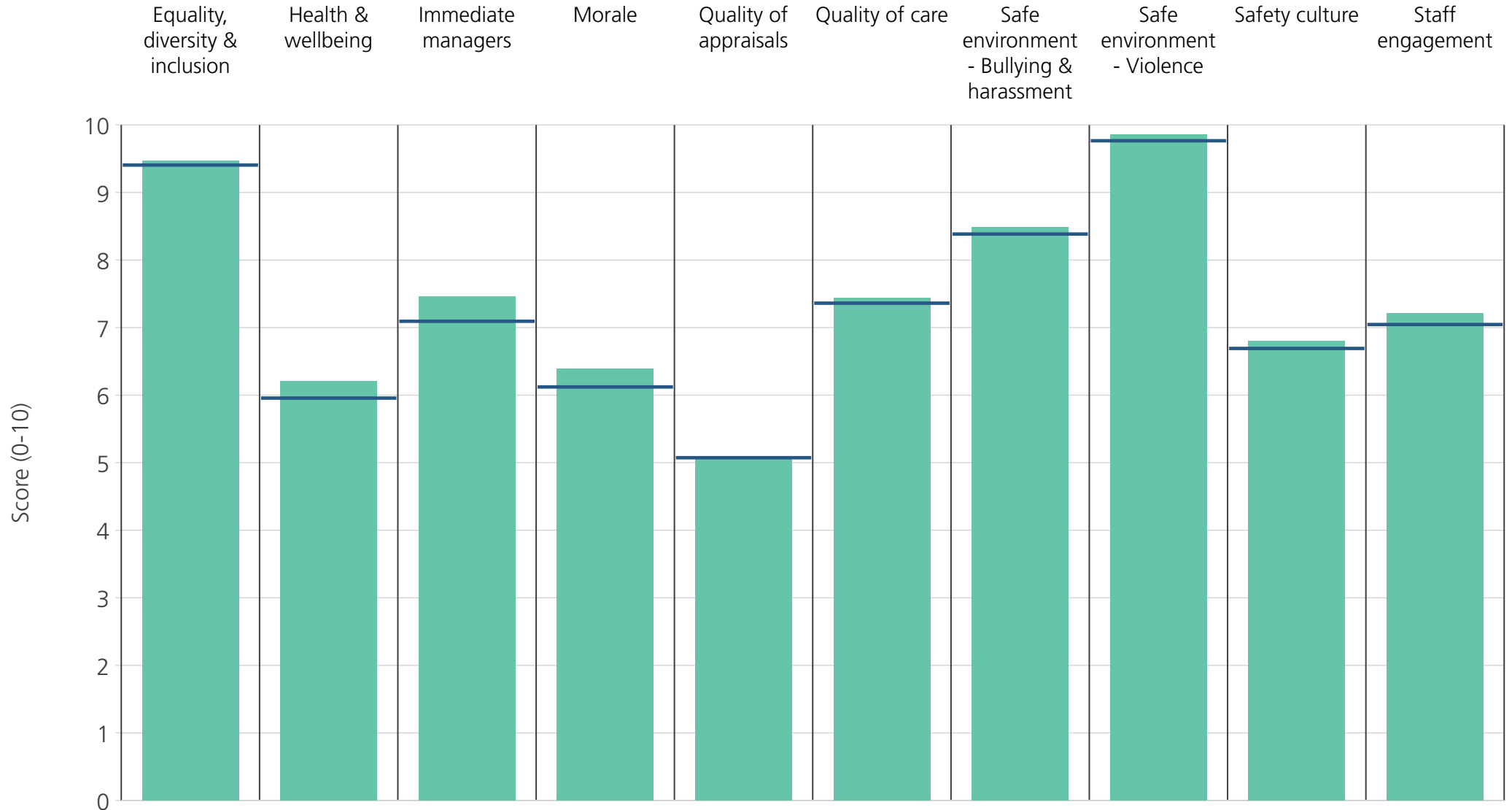
<b>Directorate</b>	9.4	5.7	7.0	6.2	5.3	7.3	8.3	9.7	6.7	7.0
<b>Your org</b>	9.4	6.0	7.1	6.1	5.1	7.4	8.4	9.8	6.7	7.0
<b>Responses</b>	406	408	407	398	333	390	402	401	409	407



<b>Directorate</b>	9.5	6.4	7.0	5.8	5.1	7.3	8.7	9.9	6.5	7.0
<b>Your org</b>	9.4	6.0	7.1	6.1	5.1	7.4	8.4	9.8	6.7	7.0
<b>Responses</b>	245	246	244	243	218	149	243	244	241	245

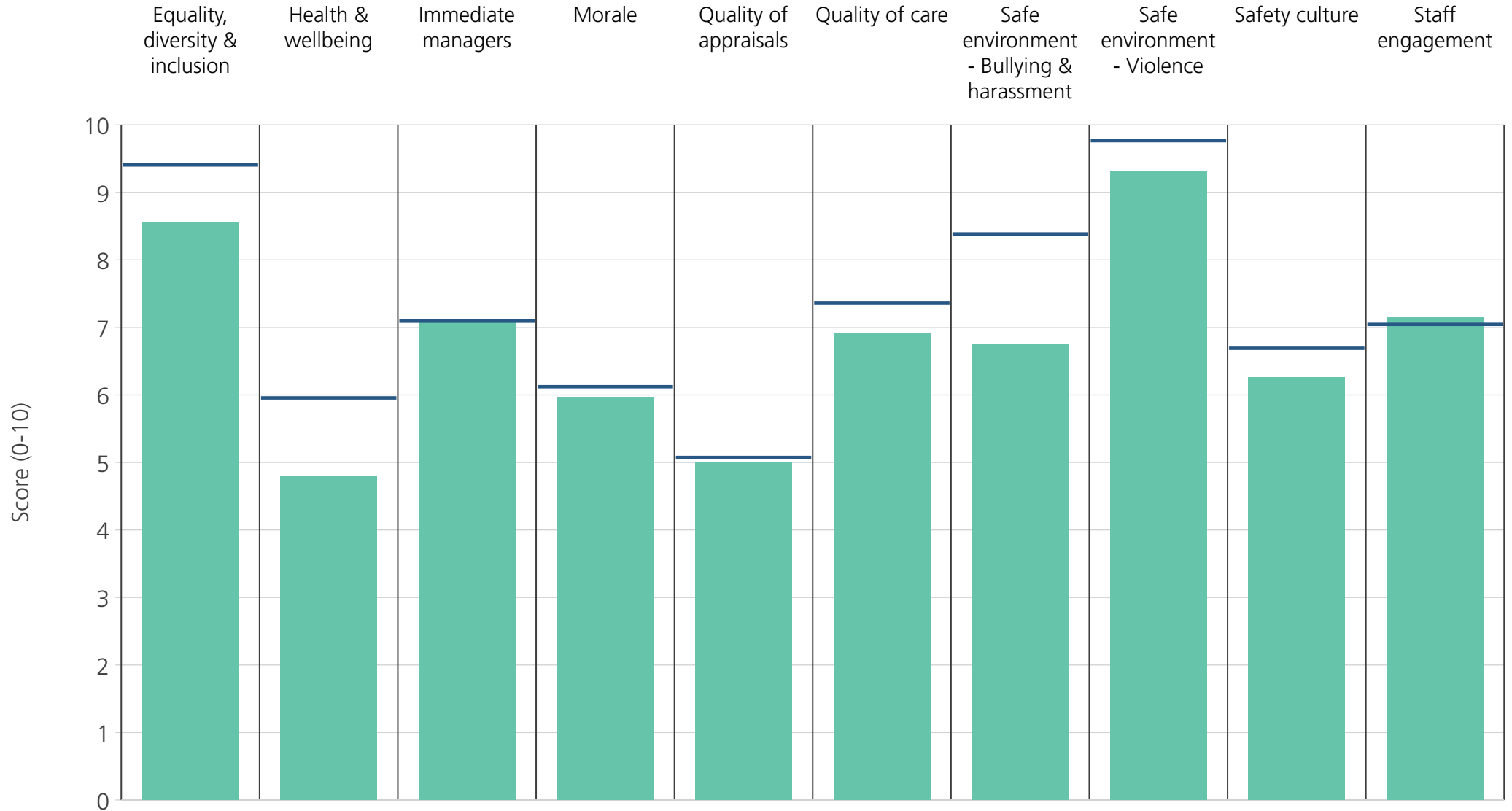


<b>Directorate</b>	9.1	5.0	6.2	5.7	3.7	7.7	7.8	9.3	6.7	6.3
<b>Your org</b>	9.4	6.0	7.1	6.1	5.1	7.4	8.4	9.8	6.7	7.0
<b>Responses</b>	71	73	73	73	67	66	73	72	73	73



<b>Directorate</b>	9.5	6.2	7.5	6.4	5.1	7.4	8.5	9.9	6.8	7.2
<b>Your org</b>	9.4	6.0	7.1	6.1	5.1	7.4	8.4	9.8	6.7	7.0
<b>Responses</b>	407	410	409	401	377	390	404	405	406	410

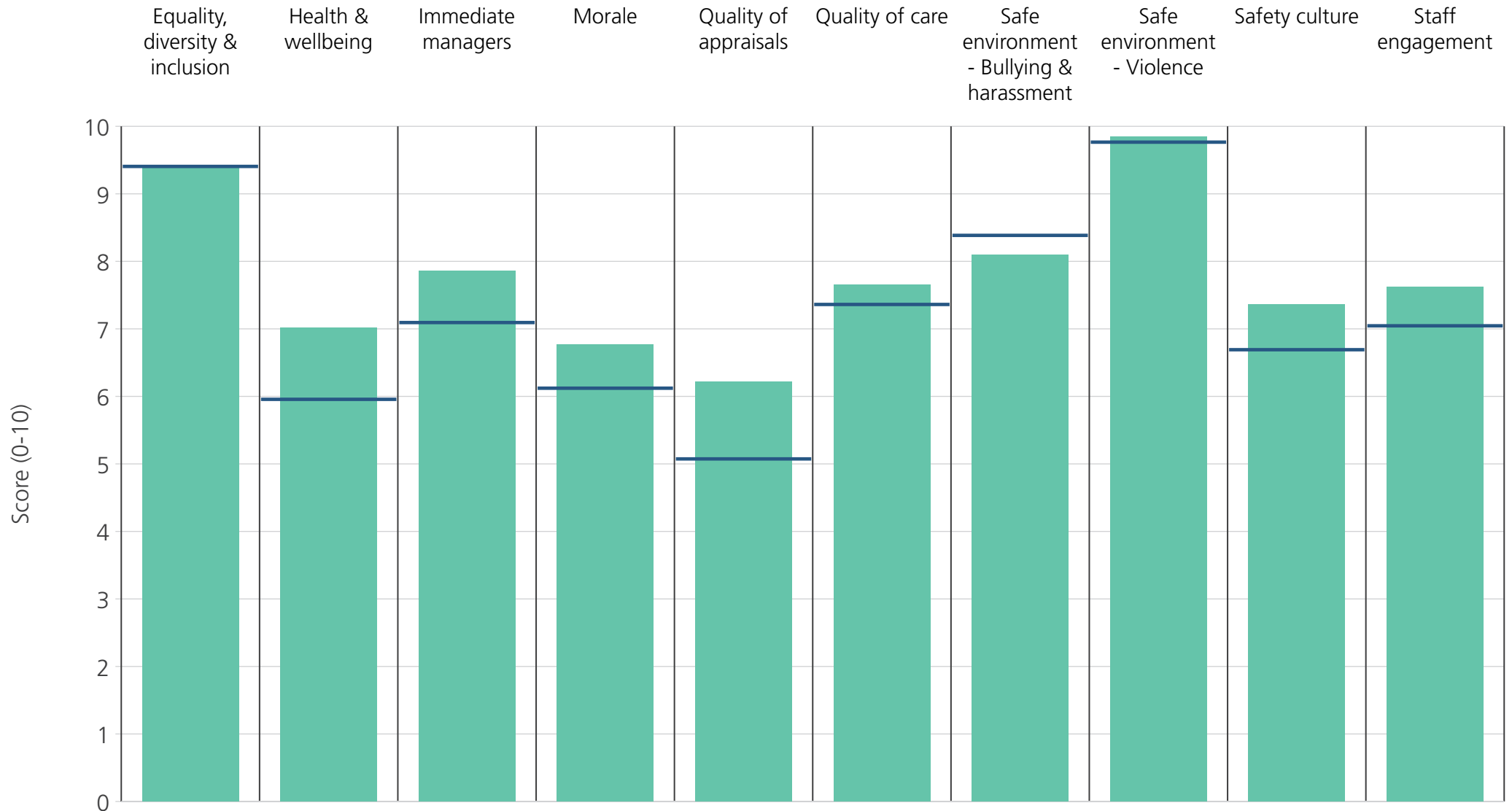




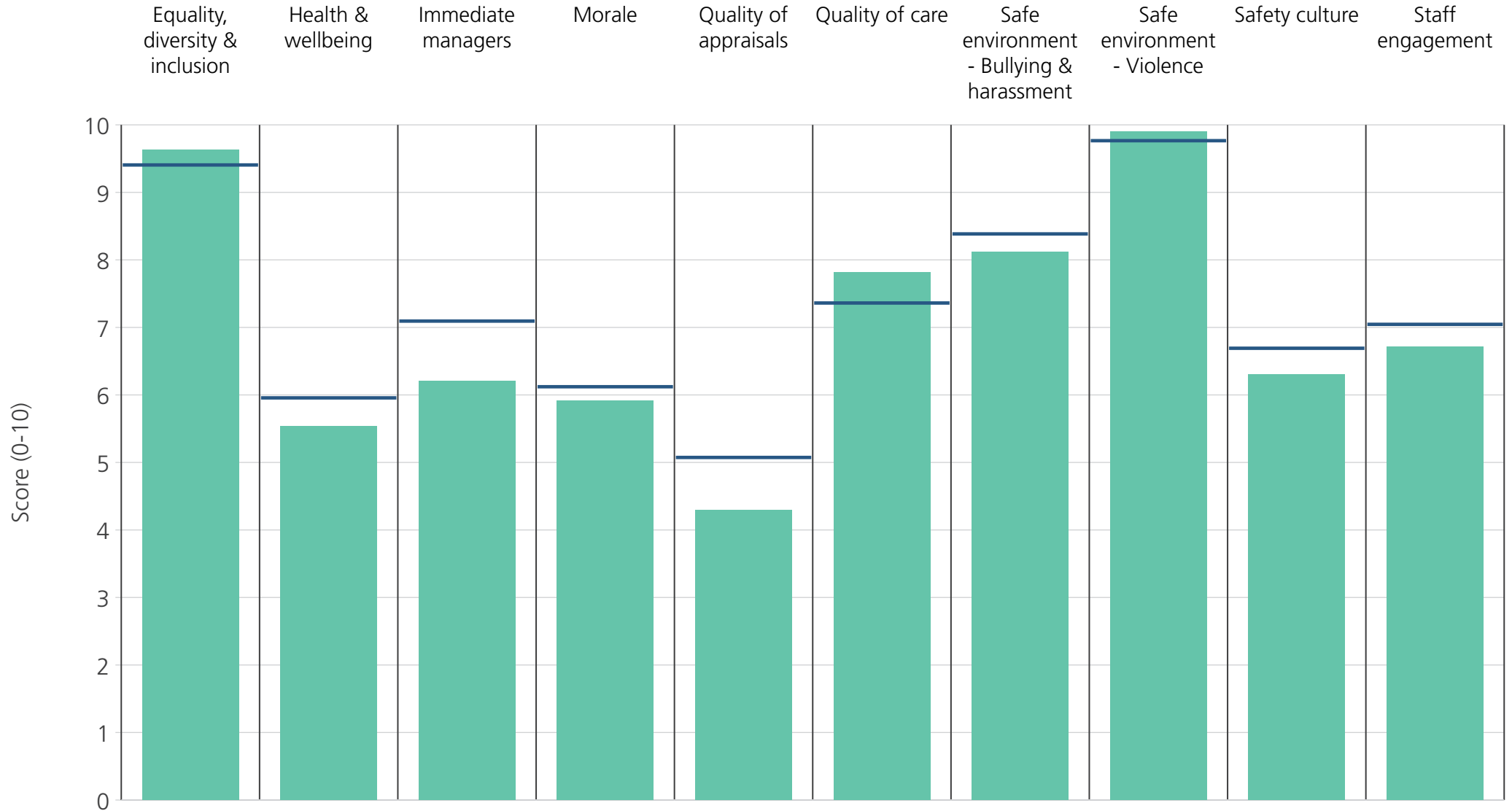
<b>Directorate</b>	8.6	4.8	7.1	6.0	5.0	6.9	6.7	9.3	6.3	7.2
<b>Your org</b>	9.4	6.0	7.1	6.1	5.1	7.4	8.4	9.8	6.7	7.0
<b>Responses</b>	44	44	44	43	35	40	44	44	44	44

# Directorates 2

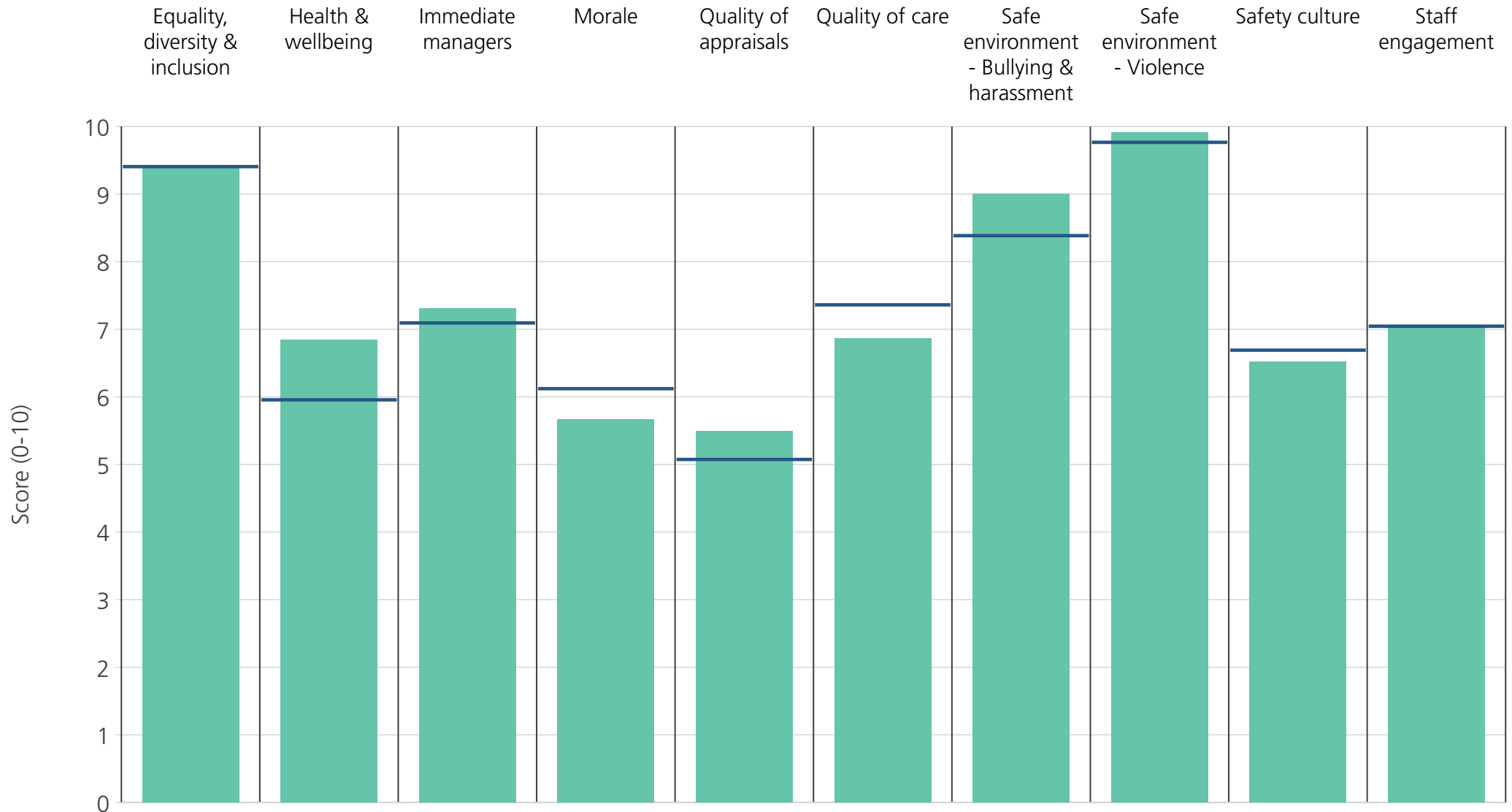
Bridgewater Community Healthcare NHS Foundation Trust  
2018 NHS Staff Survey Results



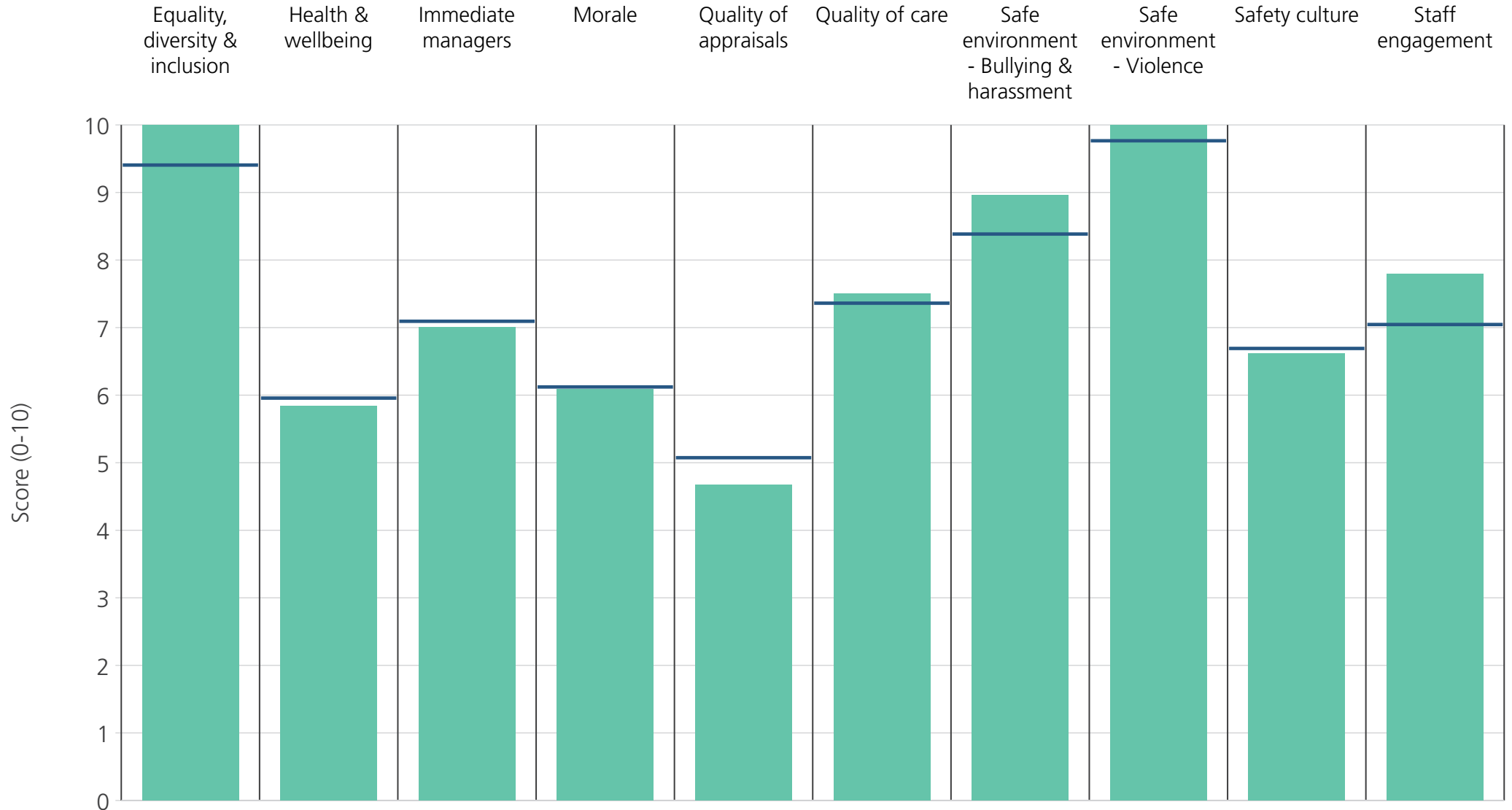
Category	Directorate	Your org	Responses
Equality, diversity & inclusion	9.4	9.4	42
Health & wellbeing	7.0	6.0	42
Immediate managers	7.9	7.1	42
Morale	6.8	6.1	41
Quality of appraisals	6.2	5.1	40
Quality of care	7.7	7.4	41
Safe environment - Bullying & harassment	8.1	8.4	42
Safe environment - Violence	9.8	9.8	42
Safety culture	7.4	6.7	42
Staff engagement	7.6	7.0	42



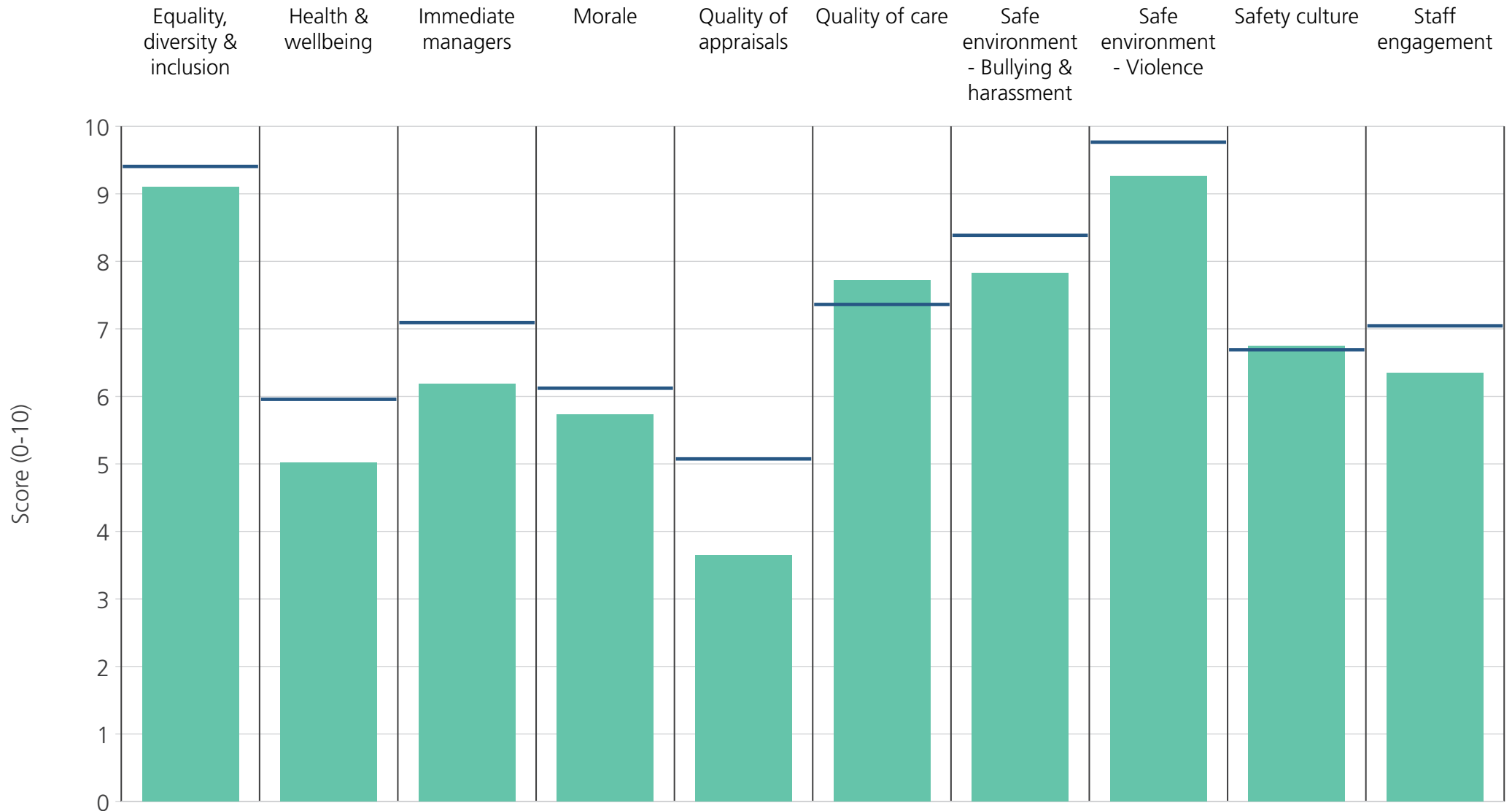
<b>Directorate</b>	9.6	5.5	6.2	5.9	4.3	7.8	8.1	9.9	6.3	6.7
<b>Your org</b>	9.4	6.0	7.1	6.1	5.1	7.4	8.4	9.8	6.7	7.0
<b>Responses</b>	70	71	71	71	58	63	70	70	71	71



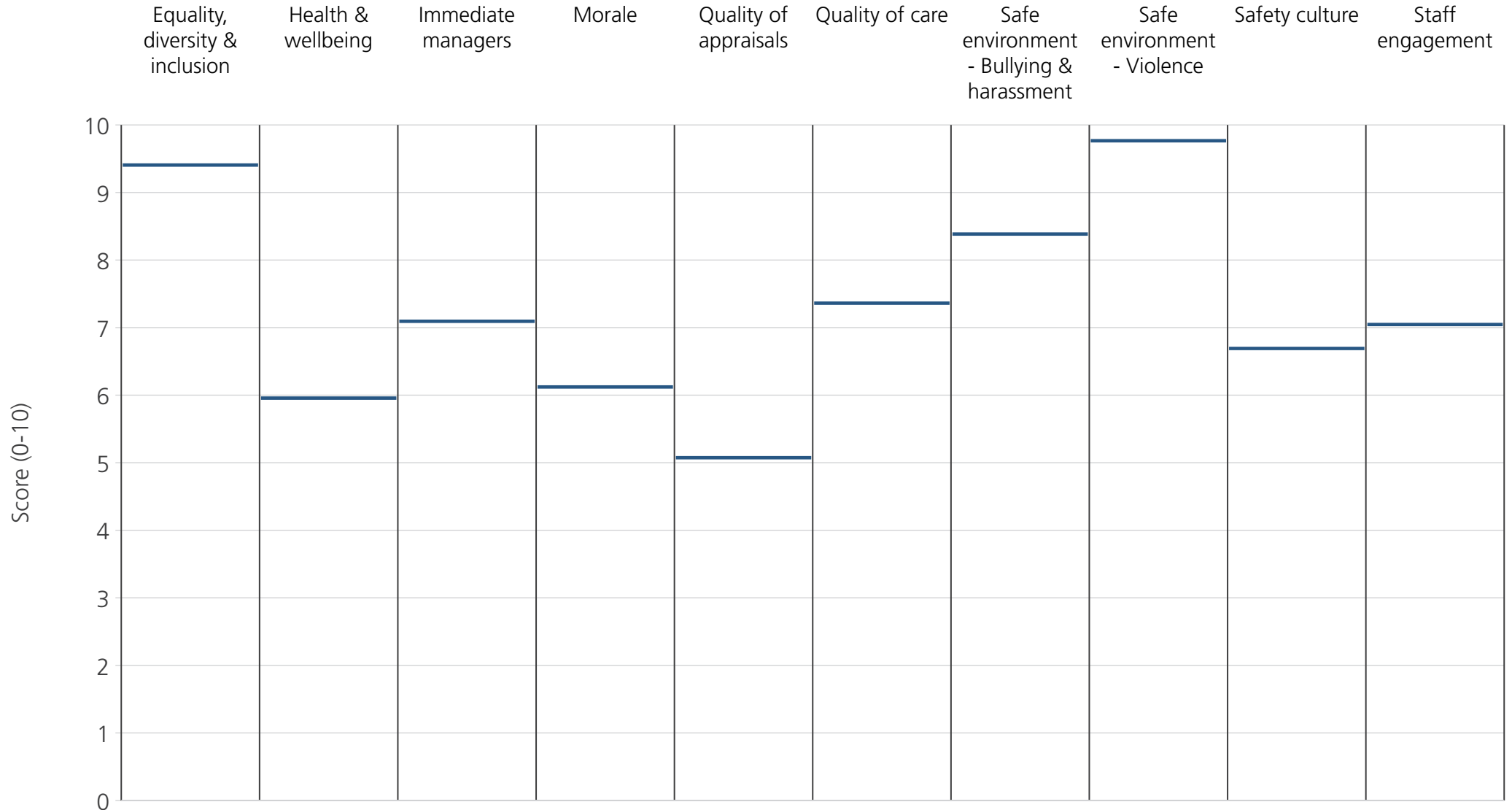
<b>Directorate</b>	9.4	6.8	7.3	5.7	5.5	6.9	9.0	9.9	6.5	7.0
<b>Your org</b>	9.4	6.0	7.1	6.1	5.1	7.4	8.4	9.8	6.7	7.0
<b>Responses</b>	159	159	157	157	145	74	157	158	155	158



<b>Directorate</b>	10.0	5.8	7.0	6.1	4.7	7.5	9.0	10.0	6.6	7.8
<b>Your org</b>	9.4	6.0	7.1	6.1	5.1	7.4	8.4	9.8	6.7	7.0
<b>Responses</b>	16	16	16	15	15	12	16	16	15	16

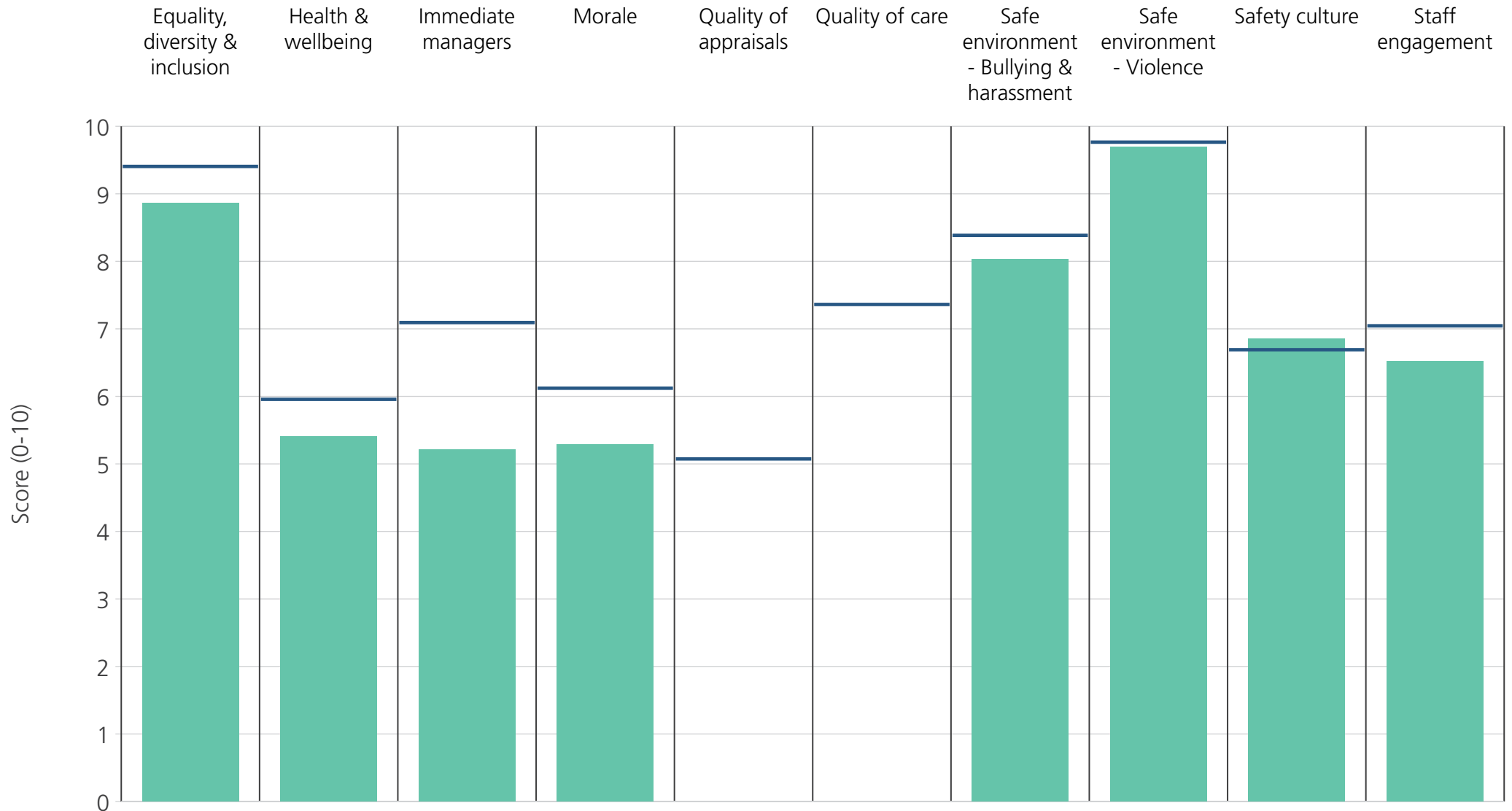


<b>Directorate</b>	9.1	5.0	6.2	5.7	3.7	7.7	7.8	9.3	6.7	6.3
<b>Your org</b>	9.4	6.0	7.1	6.1	5.1	7.4	8.4	9.8	6.7	7.0
<b>Responses</b>	71	73	73	73	67	66	73	72	73	73

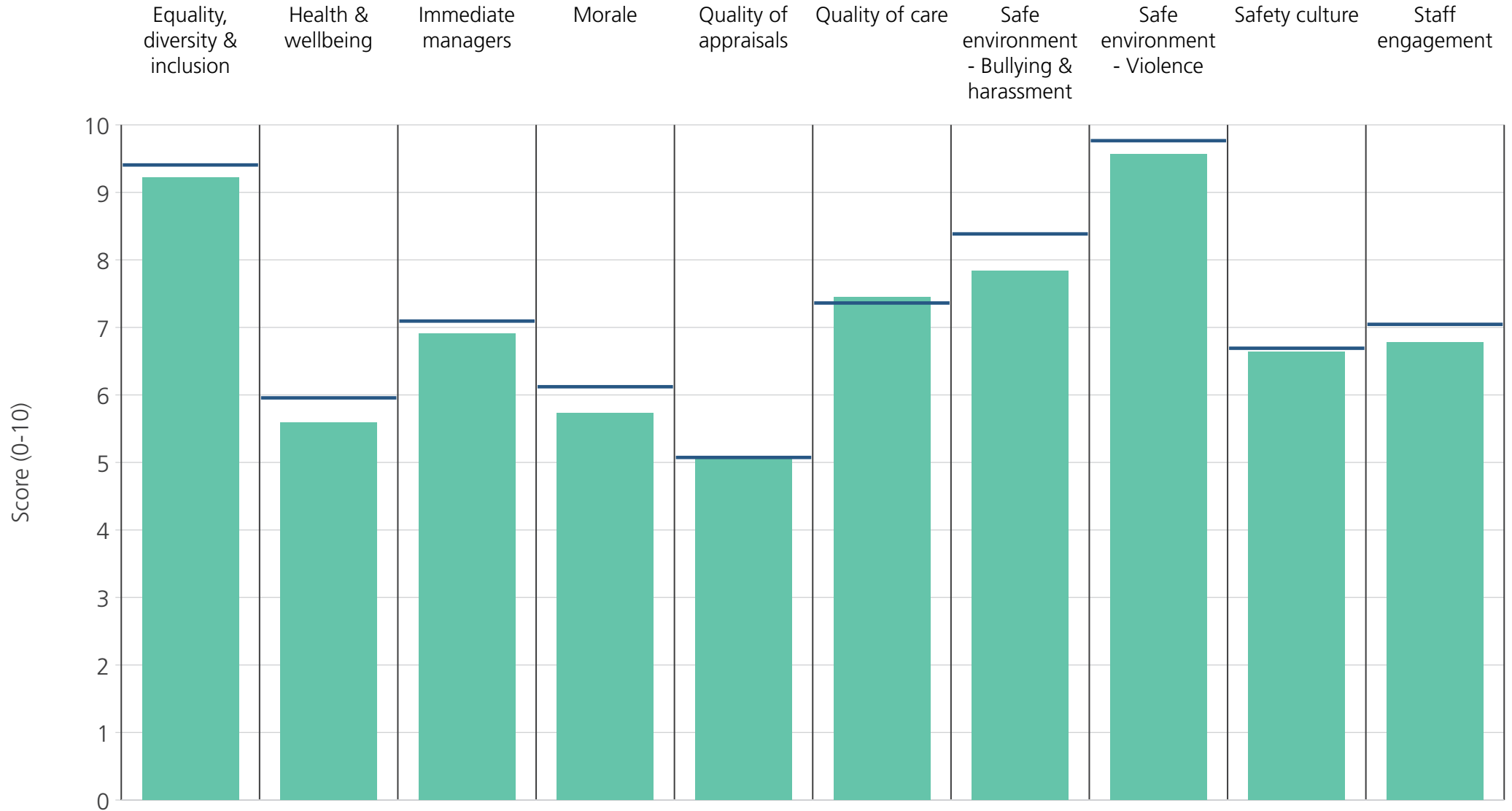


<b>Directorate</b>										
<b>Your org</b>	9.4	6.0	7.1	6.1	5.1	7.4	8.4	9.8	6.7	7.0
<b>Responses</b>	9	9	9	9	8	7	9	9	9	9

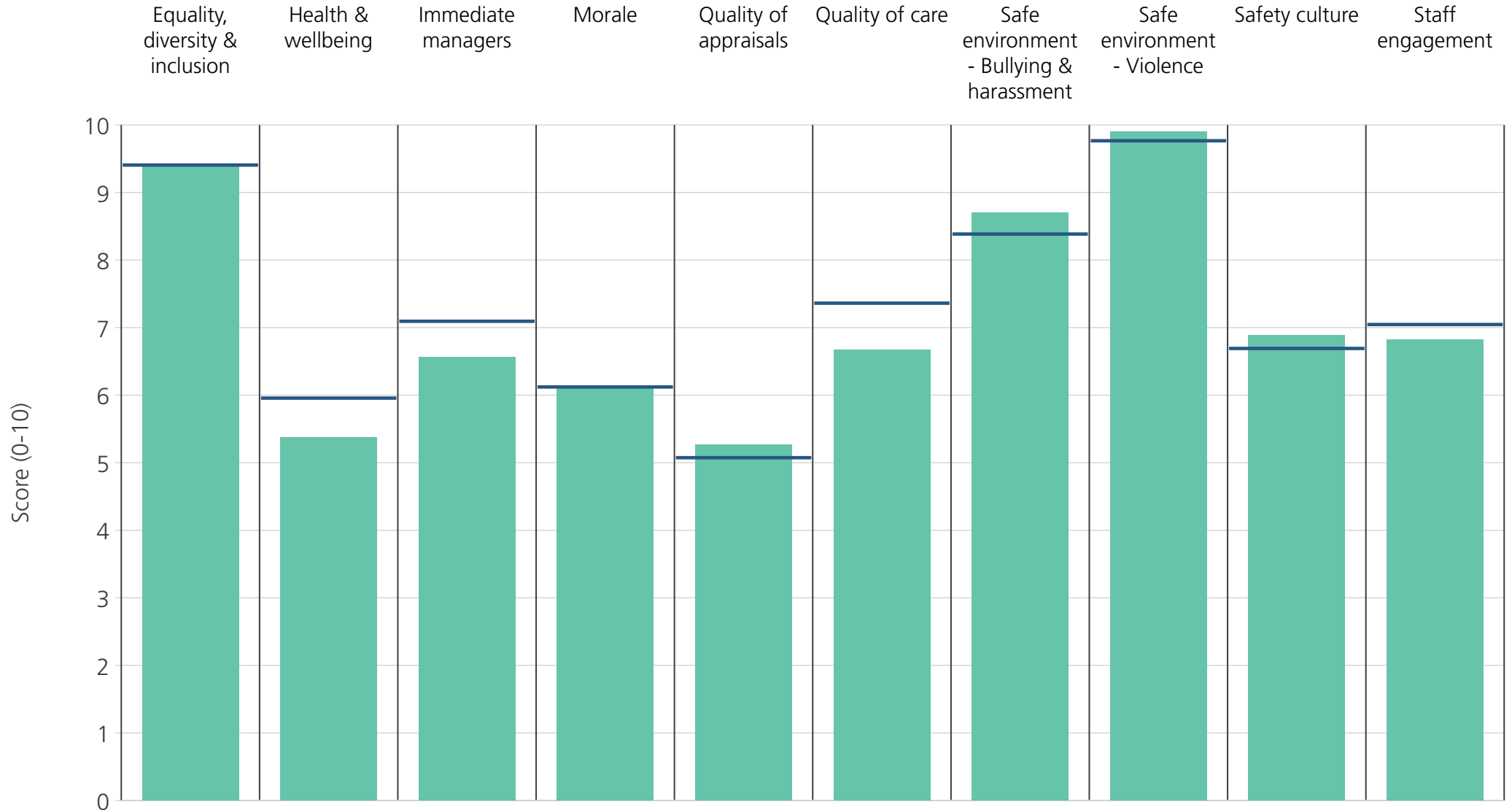




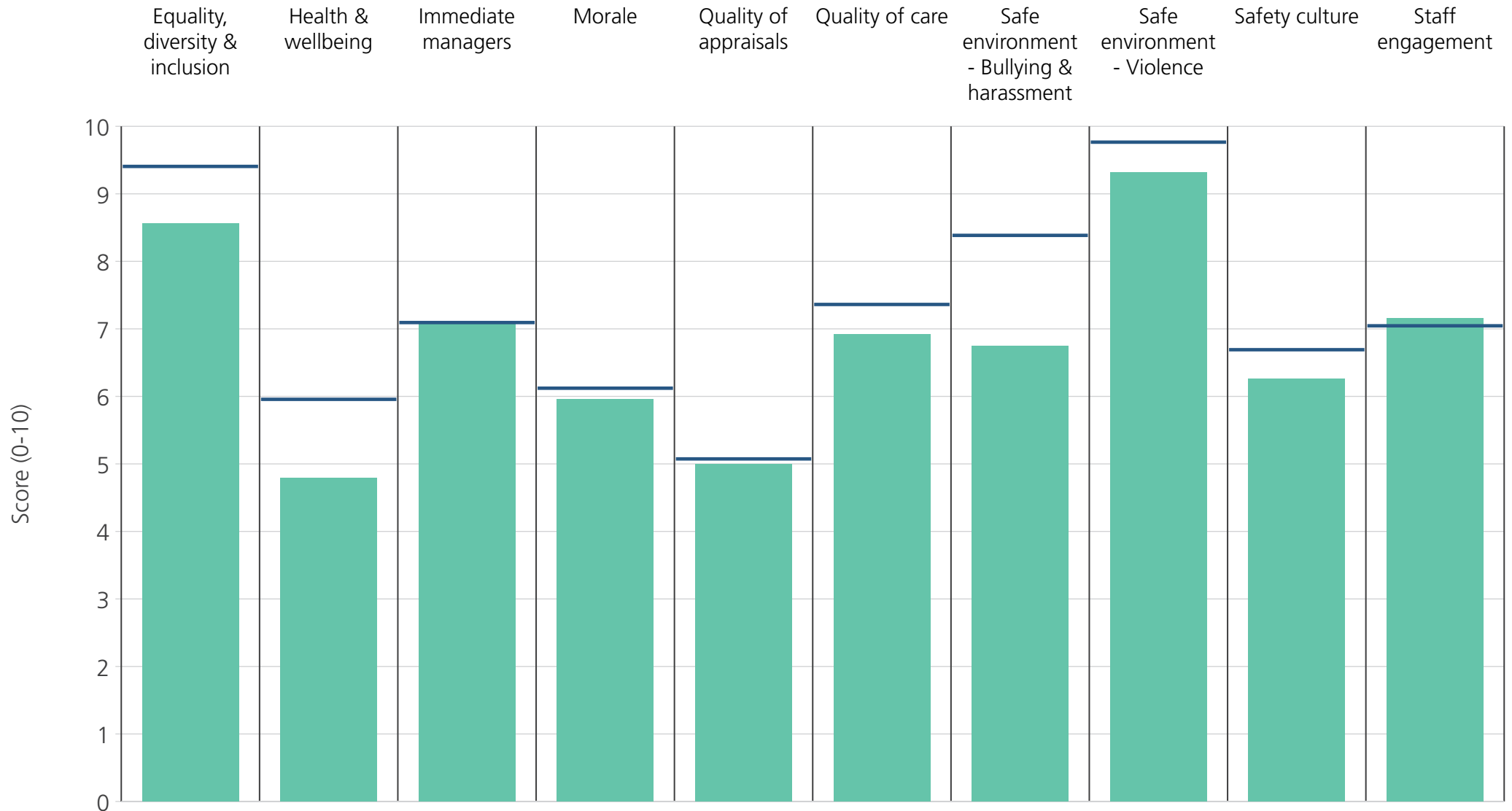
<b>Directorate</b>	8.9	5.4	5.2	5.3			8.0	9.7	6.9	6.5
<b>Your org</b>	9.4	6.0	7.1	6.1	5.1	7.4	8.4	9.8	6.7	7.0
<b>Responses</b>	11	11	11	11	9	10	11	11	11	11



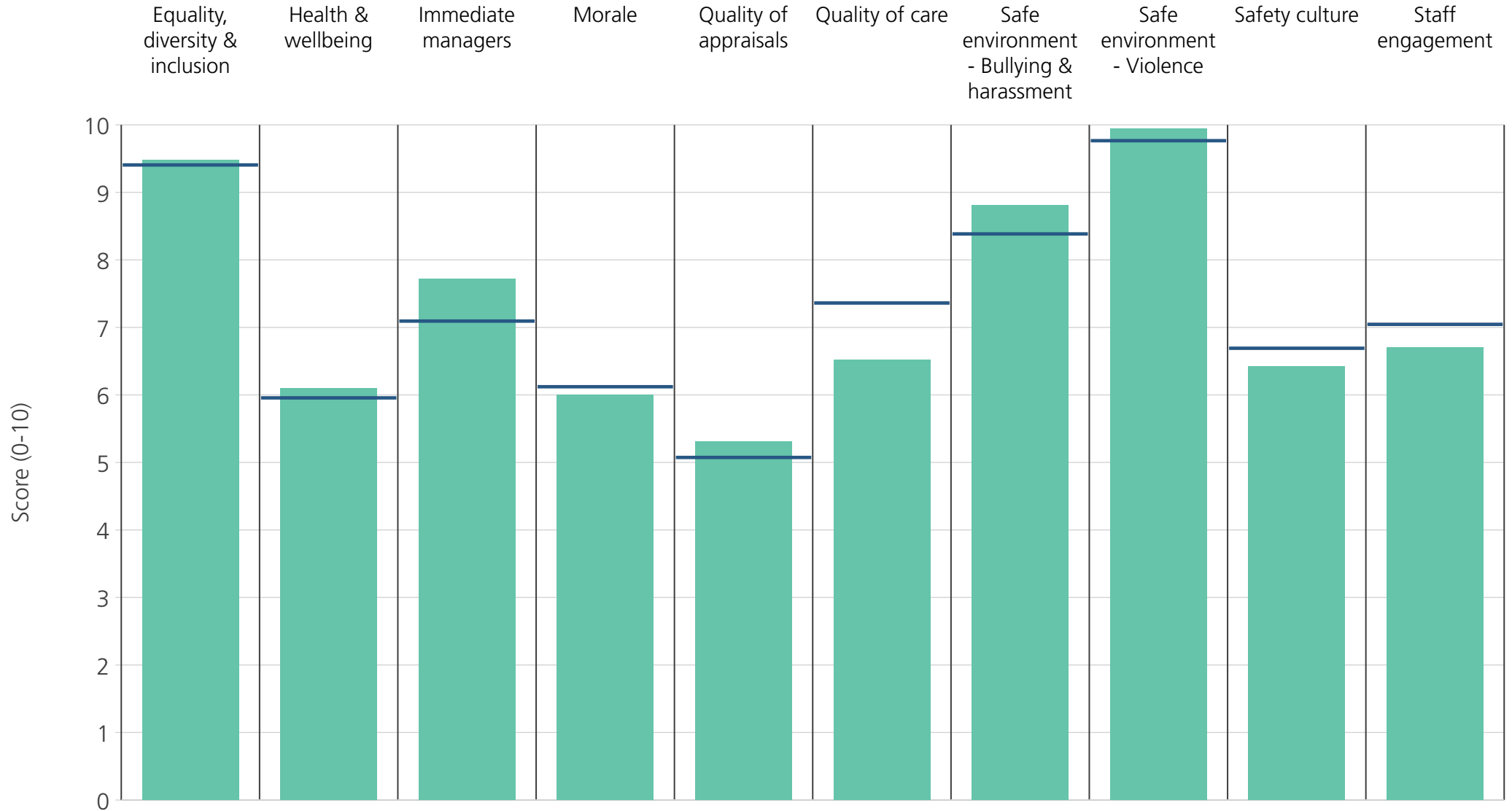
<b>Directorate</b>	9.2	5.6	6.9	5.7	5.1	7.4	7.8	9.6	6.6	6.8
<b>Your org</b>	9.4	6.0	7.1	6.1	5.1	7.4	8.4	9.8	6.7	7.0
<b>Responses</b>	77	77	77	76	54	74	77	77	78	77



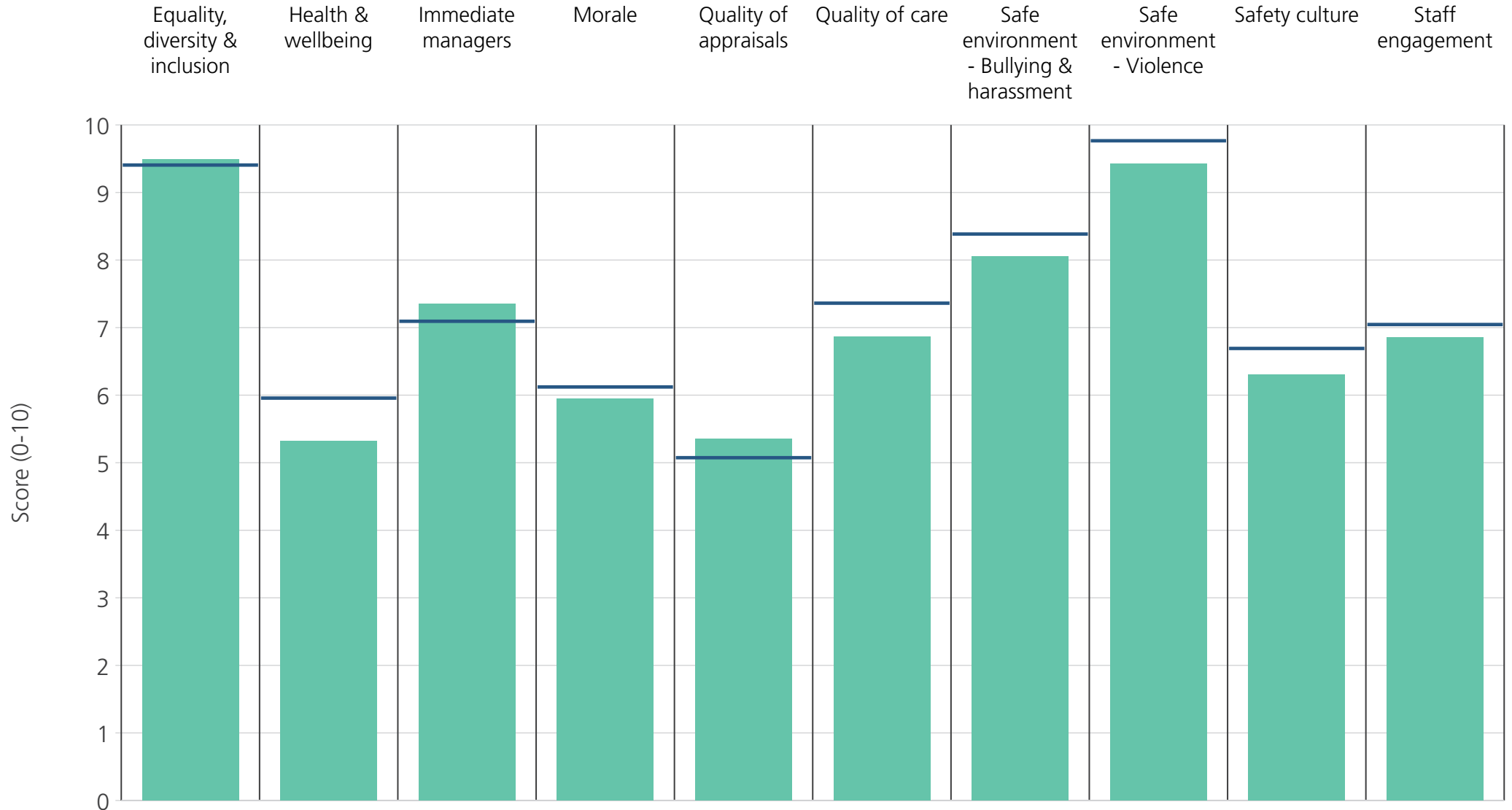
<b>Directorate</b>	9.4	5.4	6.6	6.1	5.3	6.7	8.7	9.9	6.9	6.8
<b>Your org</b>	9.4	6.0	7.1	6.1	5.1	7.4	8.4	9.8	6.7	7.0
<b>Responses</b>	70	70	69	68	60	61	67	68	70	69



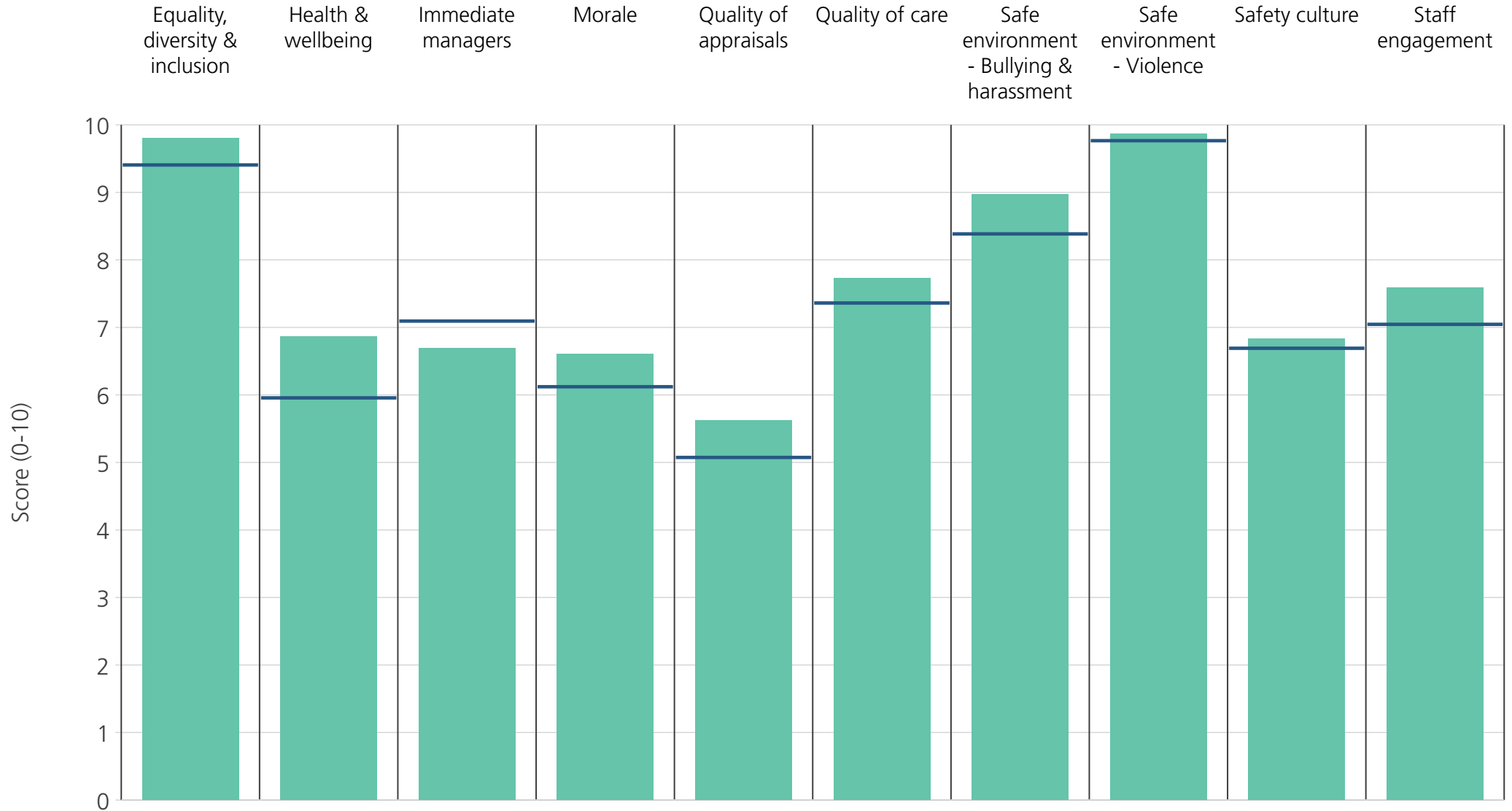
<b>Directorate</b>	8.6	4.8	7.1	6.0	5.0	6.9	6.7	9.3	6.3	7.2
<b>Your org</b>	9.4	6.0	7.1	6.1	5.1	7.4	8.4	9.8	6.7	7.0
<b>Responses</b>	44	44	44	43	35	40	44	44	44	44



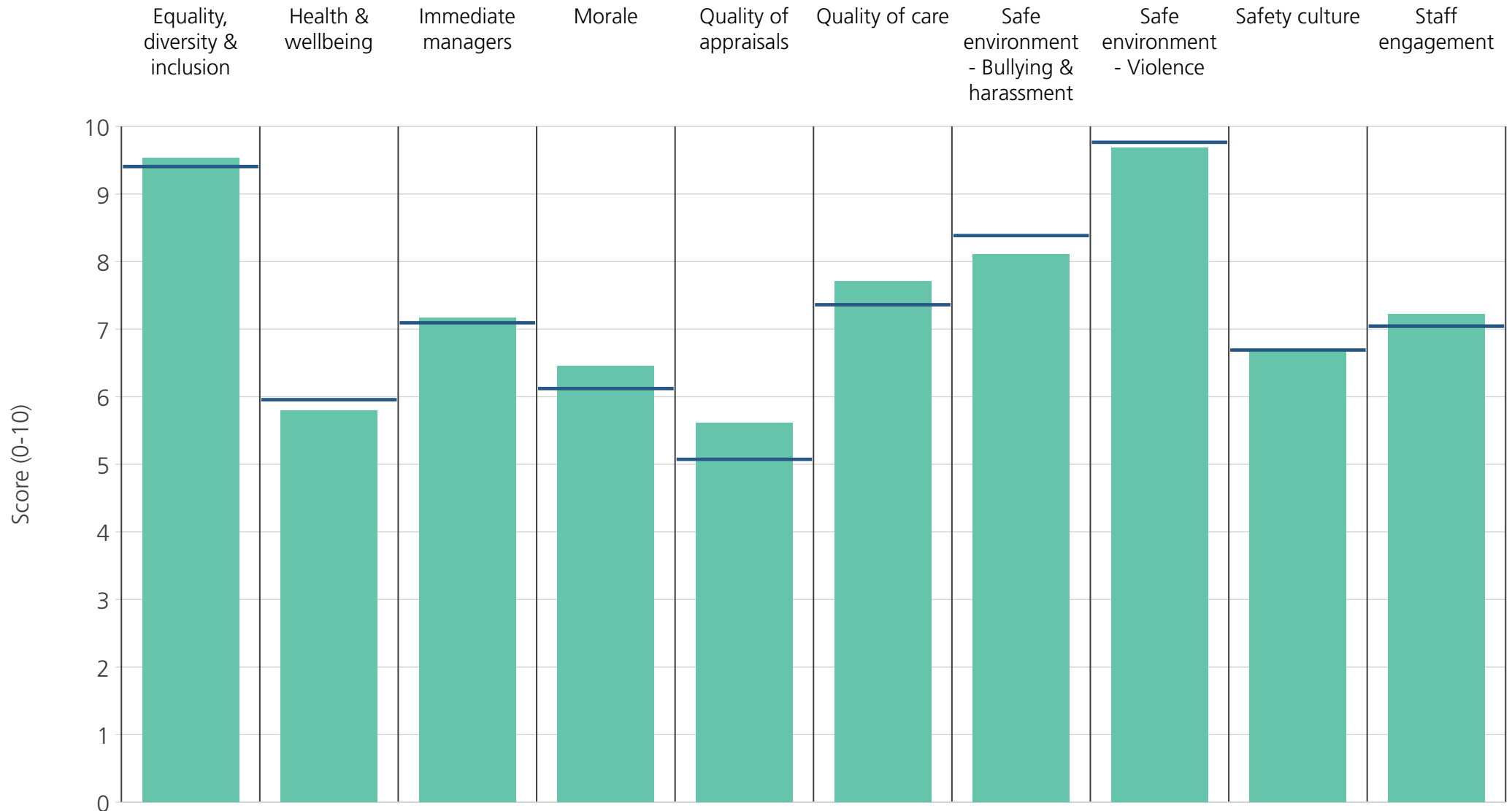
<b>Directorate</b>	9.5	6.1	7.7	6.0	5.3	6.5	8.8	9.9	6.4	6.7
<b>Your org</b>	9.4	6.0	7.1	6.1	5.1	7.4	8.4	9.8	6.7	7.0
<b>Responses</b>	56	56	56	54	52	53	56	55	56	56



<b>Directorate</b>	9.5	5.3	7.4	5.9	5.4	6.9	8.1	9.4	6.3	6.9
<b>Your org</b>	9.4	6.0	7.1	6.1	5.1	7.4	8.4	9.8	6.7	7.0
<b>Responses</b>	36	36	35	34	33	34	36	35	36	35

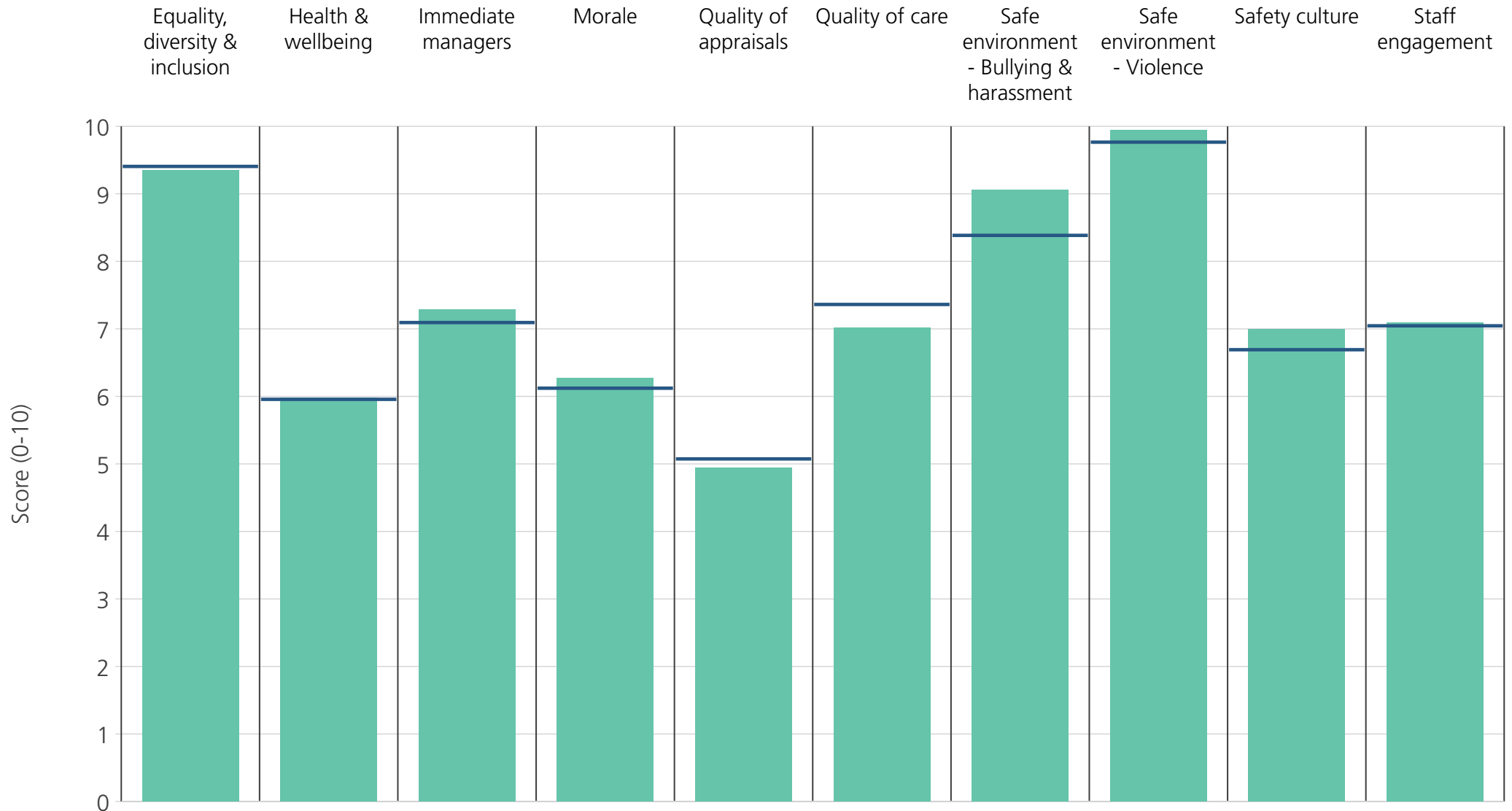


<b>Directorate</b>	9.8	6.9	6.7	6.6	5.6	7.7	9.0	9.9	6.8	7.6
<b>Your org</b>	9.4	6.0	7.1	6.1	5.1	7.4	8.4	9.8	6.7	7.0
<b>Responses</b>	25	26	25	25	26	26	26	26	26	25

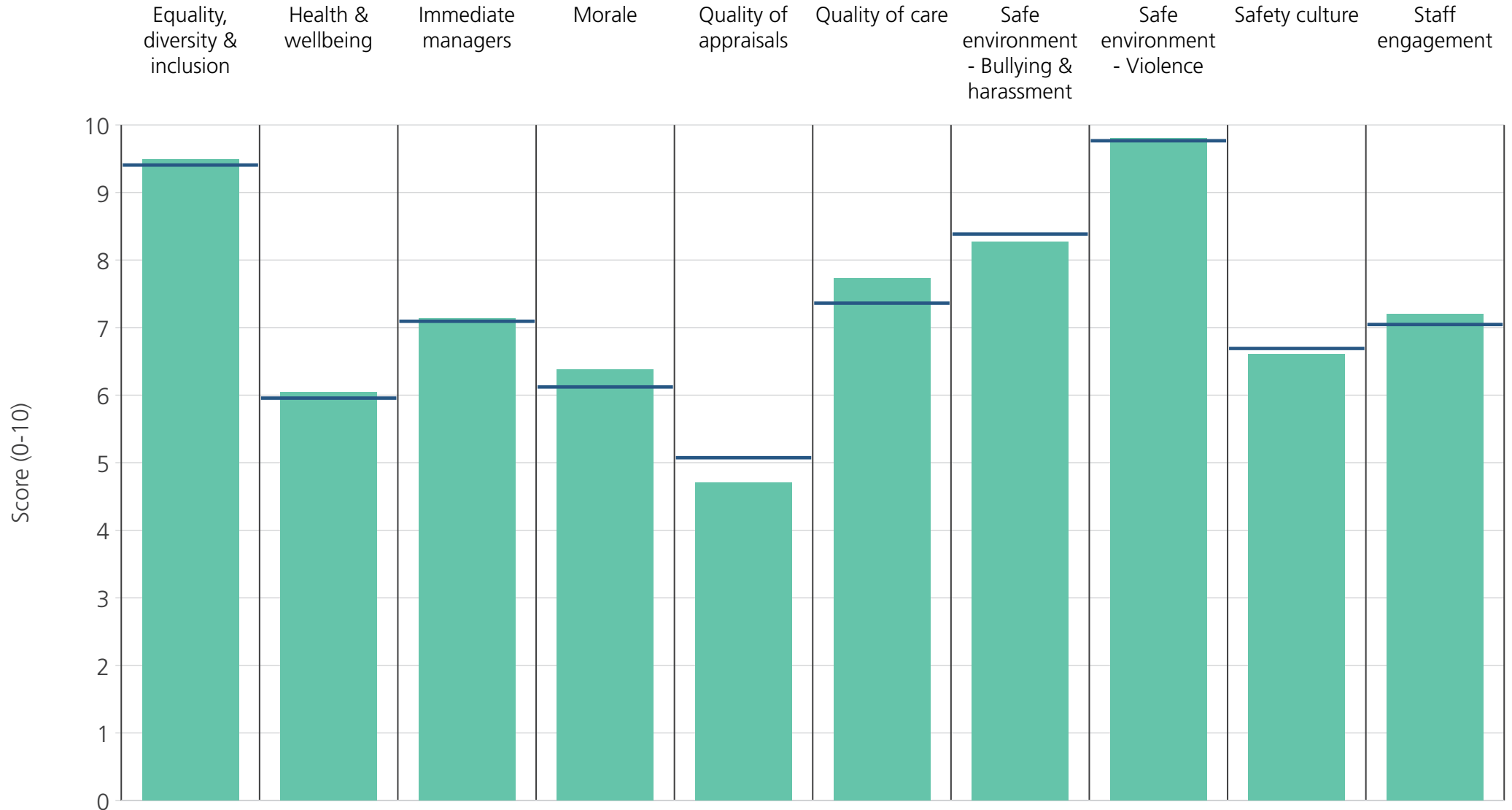


<b>Directorate</b>	9.5	5.8	7.2	6.5	5.6	7.7	8.1	9.7	6.7	7.2
<b>Your org</b>	9.4	6.0	7.1	6.1	5.1	7.4	8.4	9.8	6.7	7.0
<b>Responses</b>	129	129	130	126	94	125	127	126	128	130

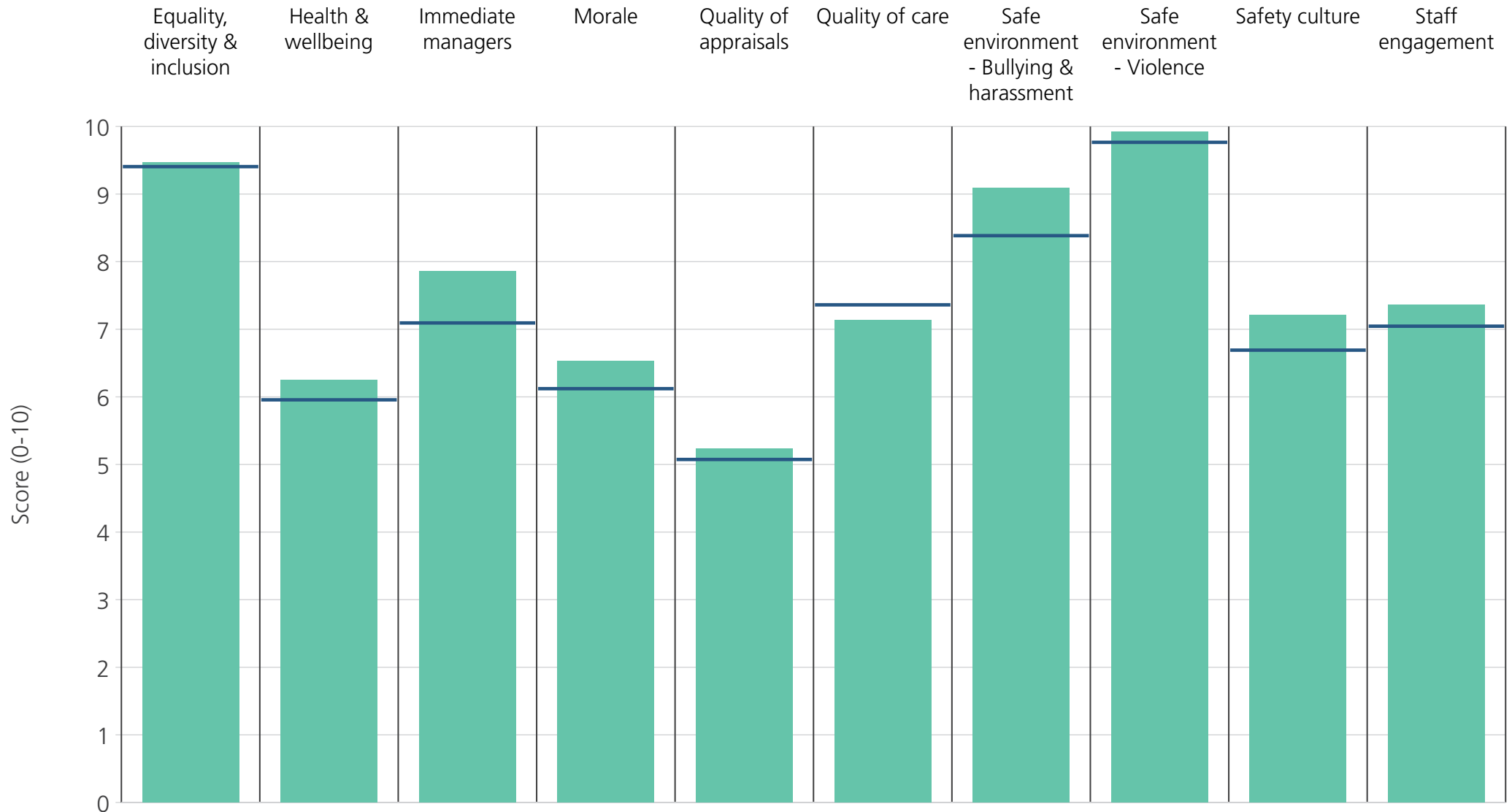




<b>Directorate</b>	9.3	6.0	7.3	6.3	4.9	7.0	9.1	9.9	7.0	7.1
<b>Your org</b>	9.4	6.0	7.1	6.1	5.1	7.4	8.4	9.8	6.7	7.0
<b>Responses</b>	55	56	57	55	54	57	55	55	57	57



<b>Directorate</b>	9.5	6.0	7.1	6.4	4.7	7.7	8.3	9.8	6.6	7.2
<b>Your org</b>	9.4	6.0	7.1	6.1	5.1	7.4	8.4	9.8	6.7	7.0
<b>Responses</b>	214	217	220	214	192	211	216	217	213	220



<b>Directorate</b>	9.5	6.3	7.9	6.5	5.2	7.1	9.1	9.9	7.2	7.4
<b>Your org</b>	9.4	6.0	7.1	6.1	5.1	7.4	8.4	9.8	6.7	7.0
<b>Responses</b>	89	89	85	86	88	81	84	85	89	86