

# Hertfordshire Community NHS Trust

2018 NHS Staff Survey

**Directorate Report**

**Contents**

Introduction . . . . .	3
Themes – Directorates 1 . . . . .	4
Adult Services Business Unit . . . . .	5
Childrens and Young Peoples Services . . . . .	6
Corporate Business Unit . . . . .	7
Themes – Directorates 2 . . . . .	8
Specialist Services . . . . .	9
Childrens Universal Services . . . . .	10
ICTs East . . . . .	11
ICTs West . . . . .	12
Inpatient Units . . . . .	13
Childrens Therapies . . . . .	14
Corporate . . . . .	15
Specialist Childrens Services . . . . .	16

This directorate report for Hertfordshire Community NHS Trust contains results by directorate for themes from the 2018 NHS Staff Survey. These results are compared to the unweighted average for your organisation.

**Please note:** It is possible that there are differences between the 'Your org' scores reported in this directorate report and those in the benchmark report. This is because the results in the benchmark report are weighted to allow for fair comparisons between organisations of a similar type. However, in this report comparisons are made within your organisation so the unweighted organisation result is a more appropriate point of comparison.

The directorate breakdowns used in this report were provided and defined by Hertfordshire Community NHS Trust. Details of how the theme scores were calculated are included in the Technical Document, available to download from our [results website](#).

## Key features

Breakdown type and **directorate name** are specified in the header. Black text in the header is hyperlinked: clicking on '2018 NHS Staff Survey Results' navigates back to the contents page.

Directorate results are presented in the context of the (unweighted) **organisation average ('Your org')**, so it is easy to tell if a directorate is performing better or worse than the organisation average. For all themes, a higher score is a better result than a lower score.

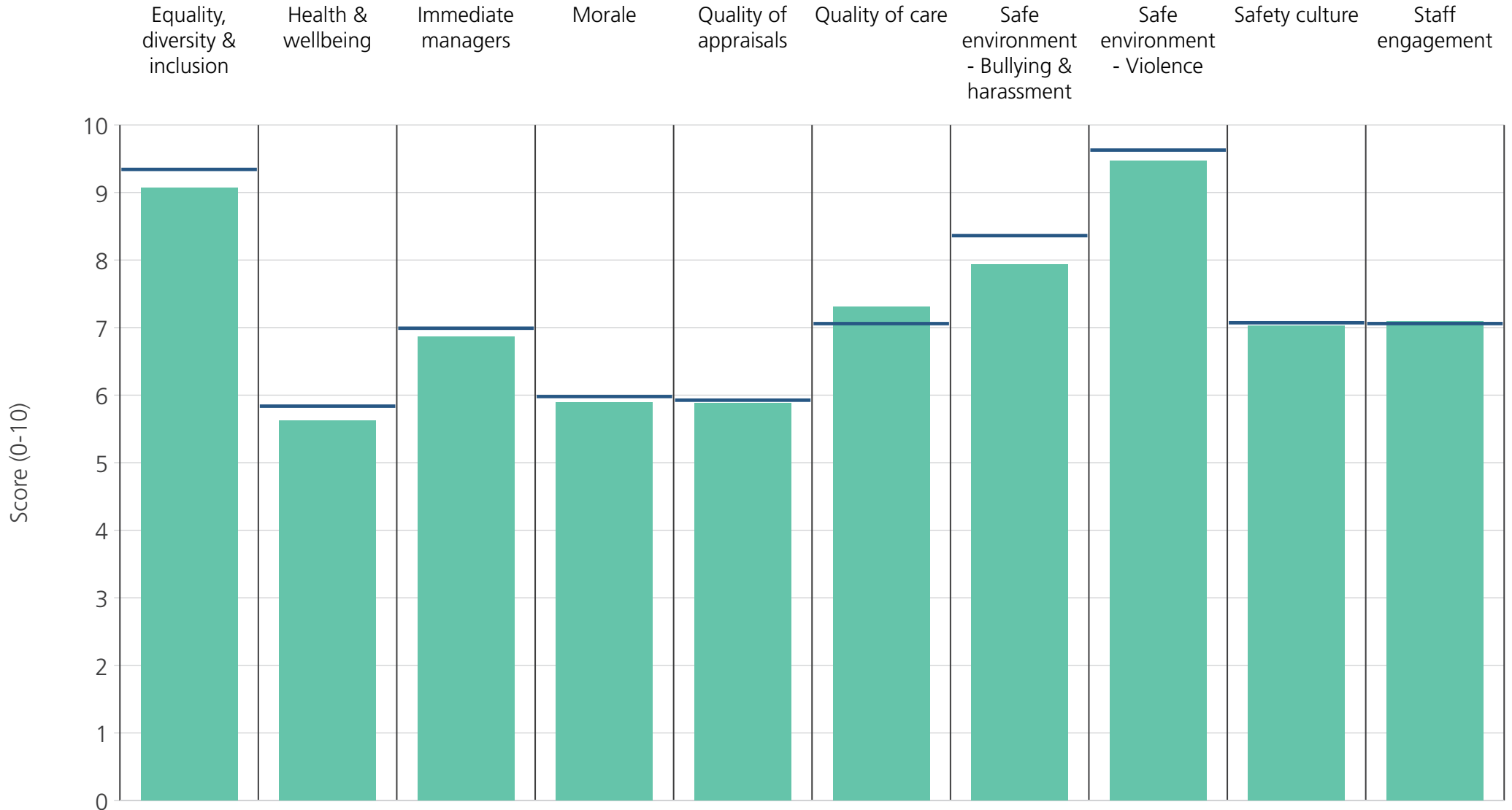
The **number of responses** feeding into each theme score **for the given directorate** is specified below the table containing the directorate and trust scores.



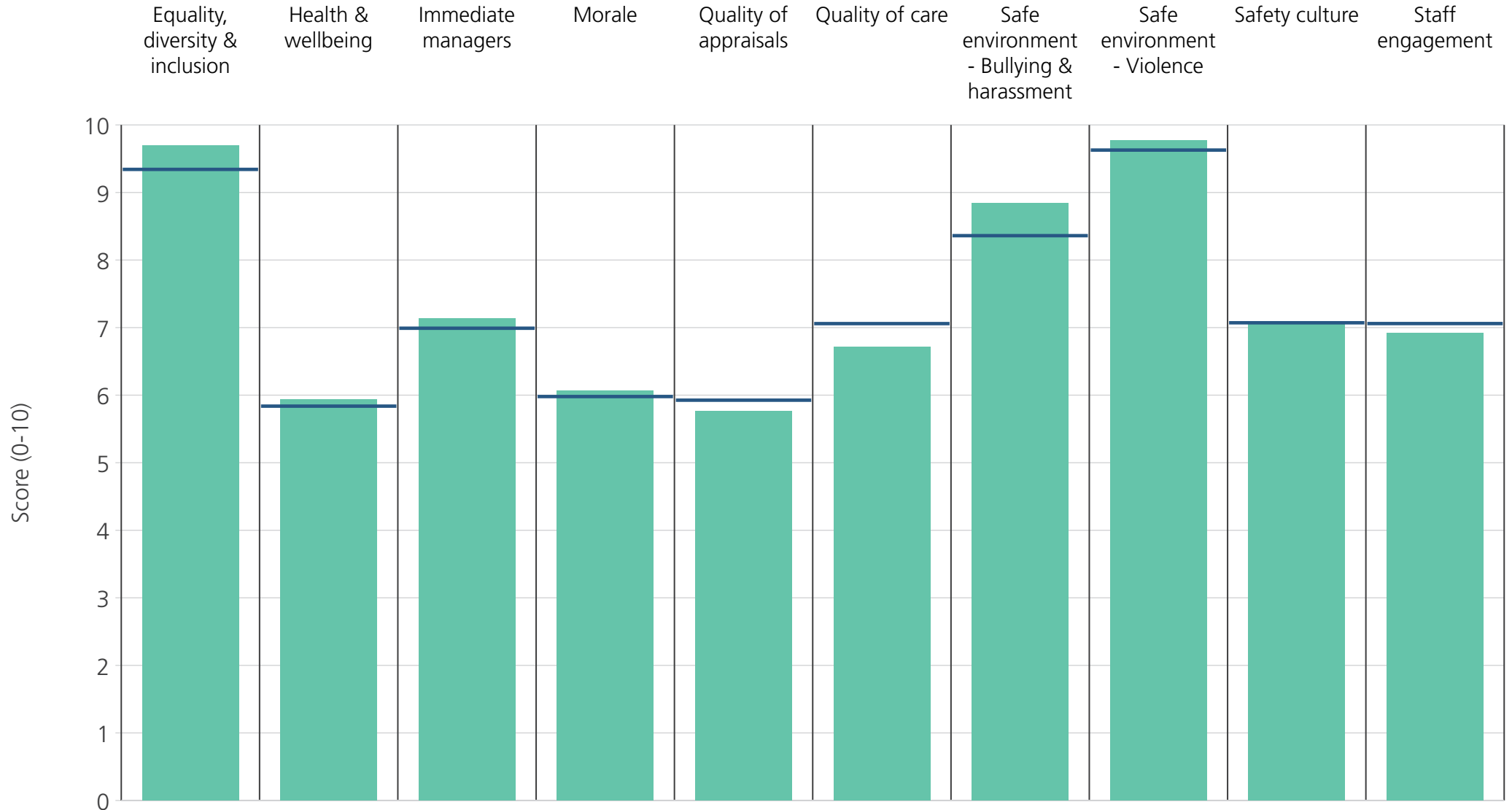
**! Note:** when there are less than 11 responses in a group, results are suppressed to protect staff confidentiality

# Directorates 1

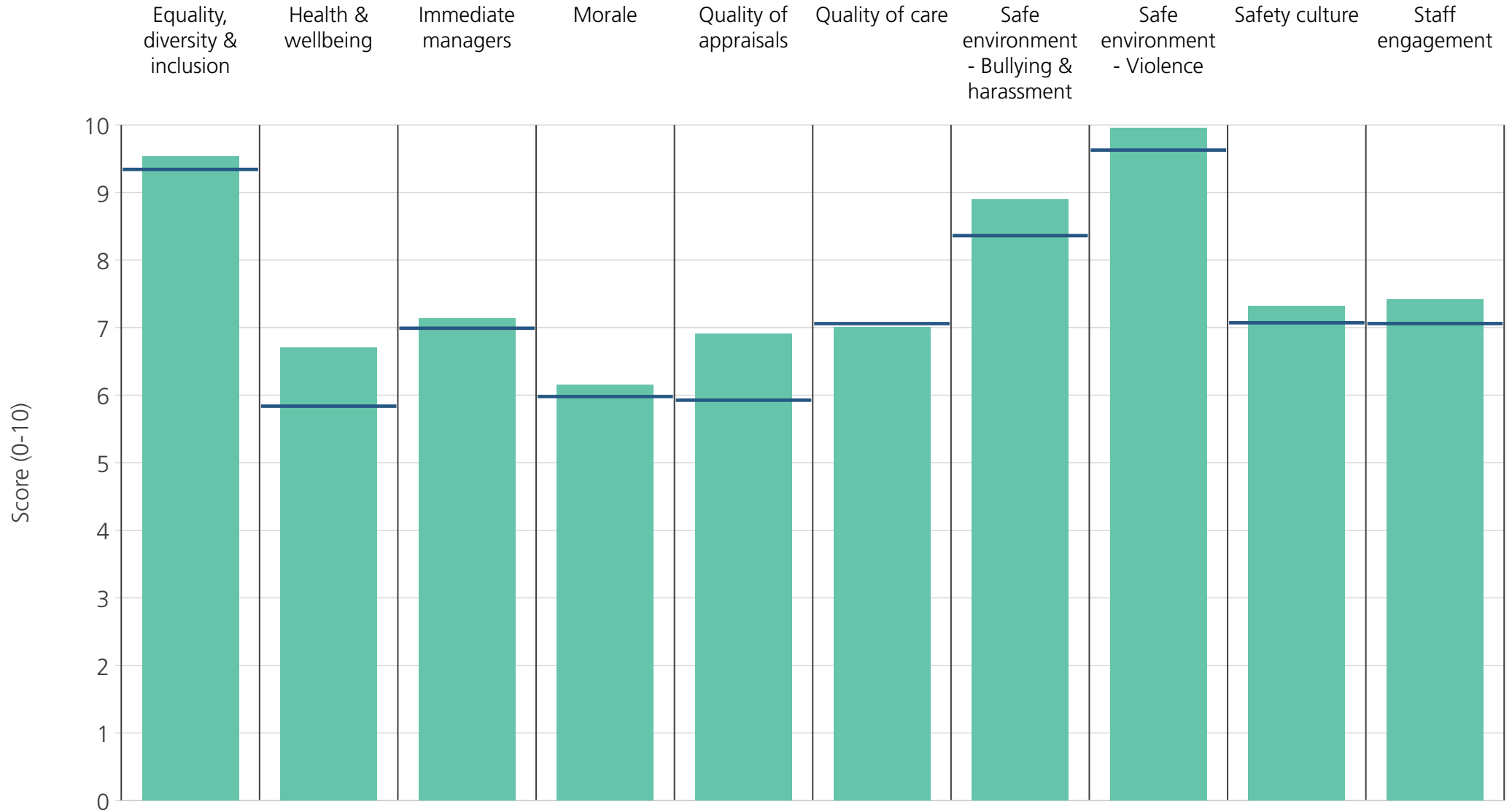
Hertfordshire Community NHS Trust  
2018 NHS Staff Survey Results



<b>Directorate</b>	9.1	5.6	6.9	5.9	5.9	7.3	7.9	9.5	7.0	7.1
<b>Your org</b>	9.3	5.8	7.0	6.0	5.9	7.1	8.4	9.6	7.1	7.1
<b>Responses</b>	753	756	760	750	613	730	748	740	755	774



<b>Directorate</b>	9.7	5.9	7.1	6.1	5.8	6.7	8.8	9.8	7.1	6.9
<b>Your org</b>	9.3	5.8	7.0	6.0	5.9	7.1	8.4	9.6	7.1	7.1
<b>Responses</b>	519	519	519	512	457	507	512	511	517	529

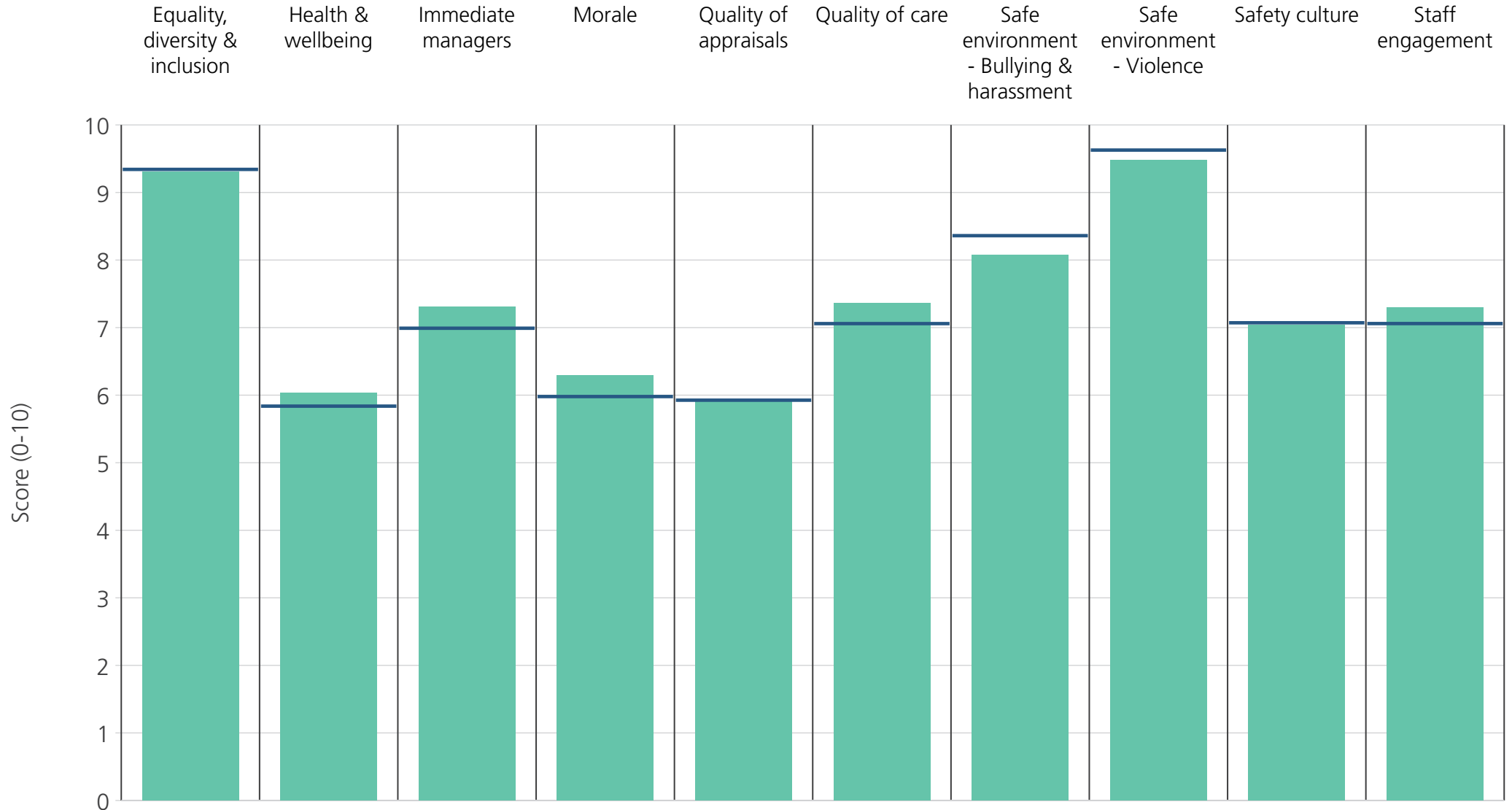


<b>Directorate</b>	9.5	6.7	7.1	6.1	6.9	7.0	8.9	9.9	7.3	7.4
<b>Your org</b>	9.3	5.8	7.0	6.0	5.9	7.1	8.4	9.6	7.1	7.1
<b>Responses</b>	136	135	136	135	106	80	134	133	134	135

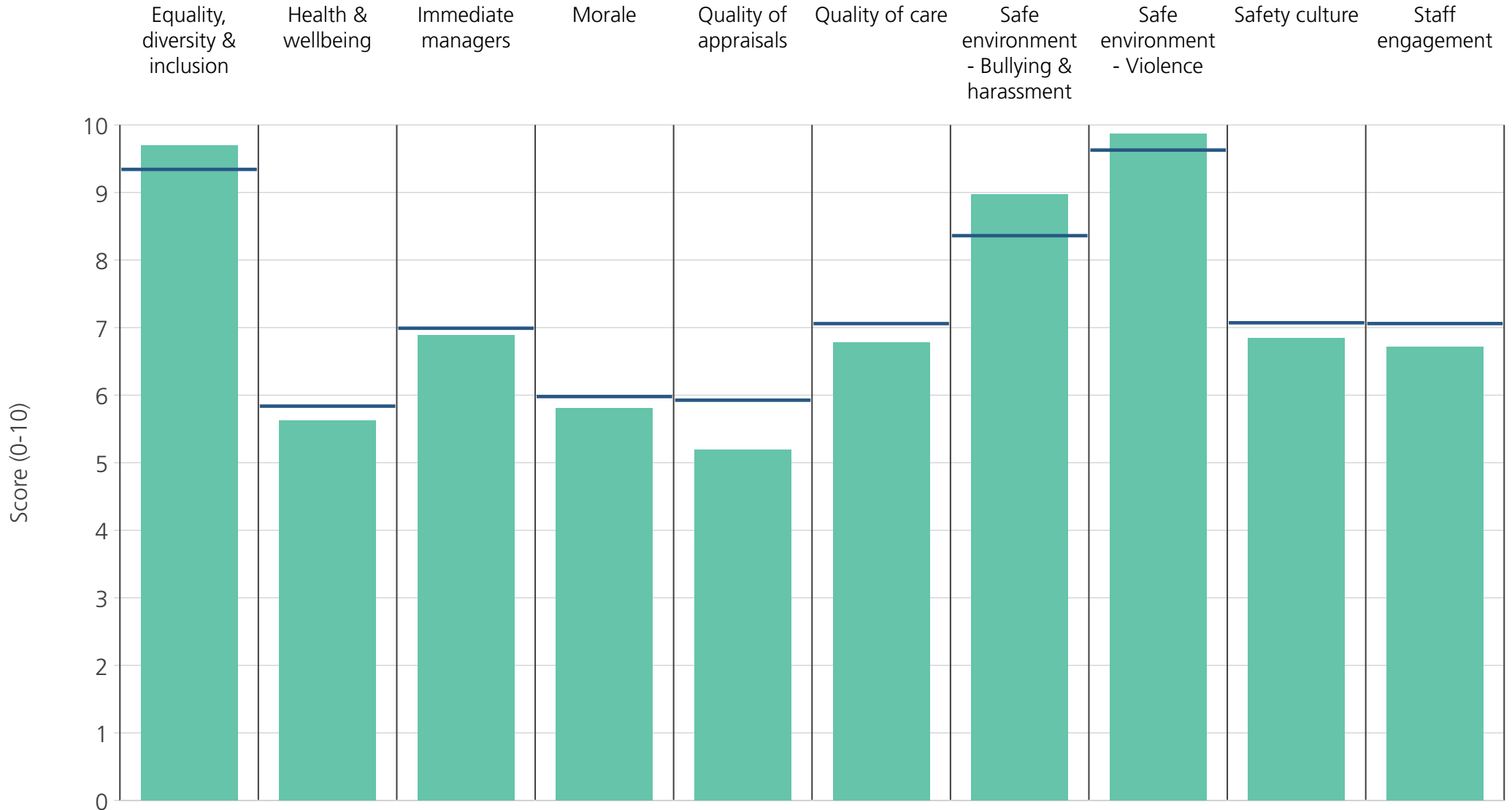
# Directorates 2

Hertfordshire Community NHS Trust  
2018 NHS Staff Survey Results

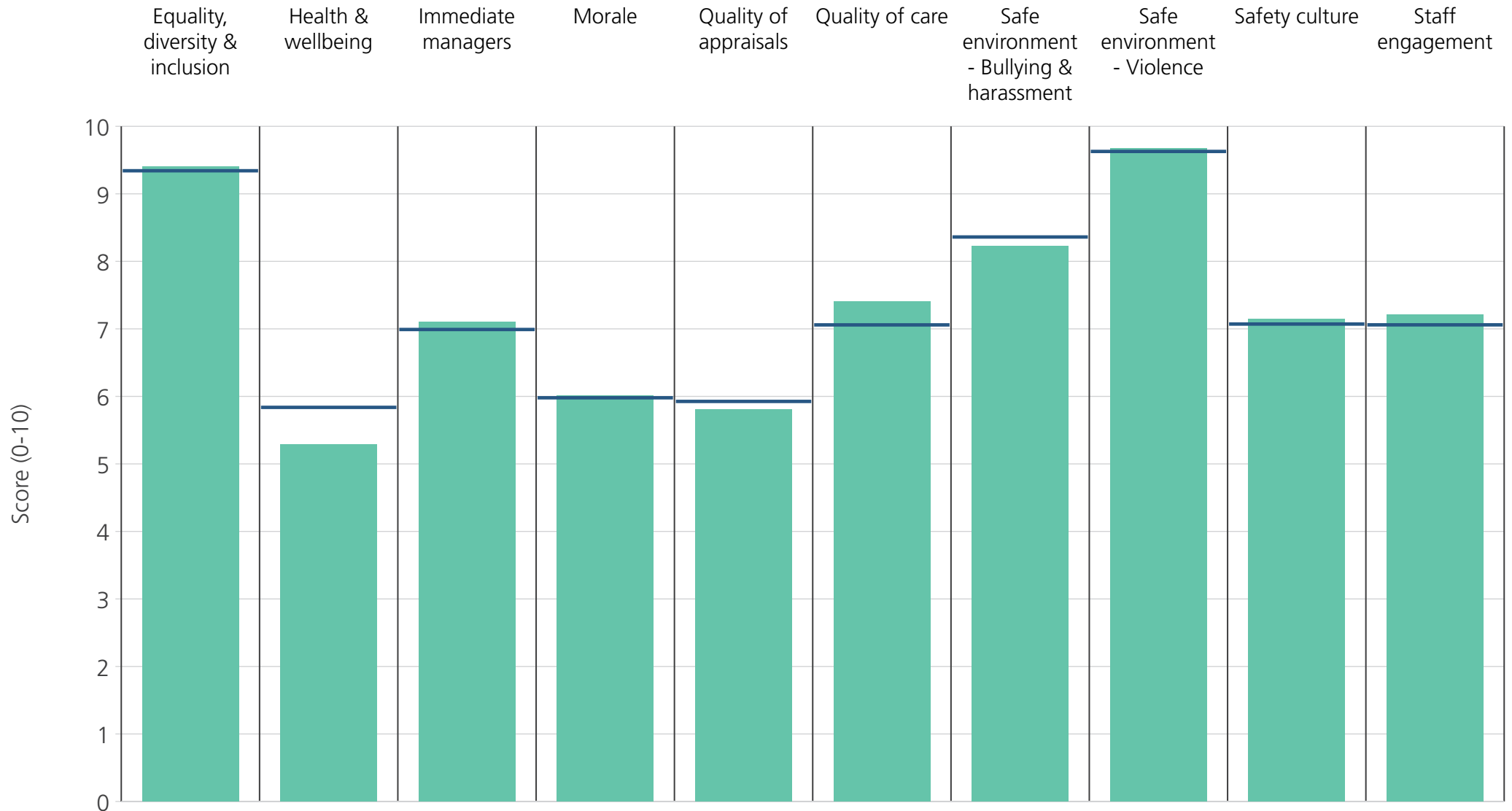




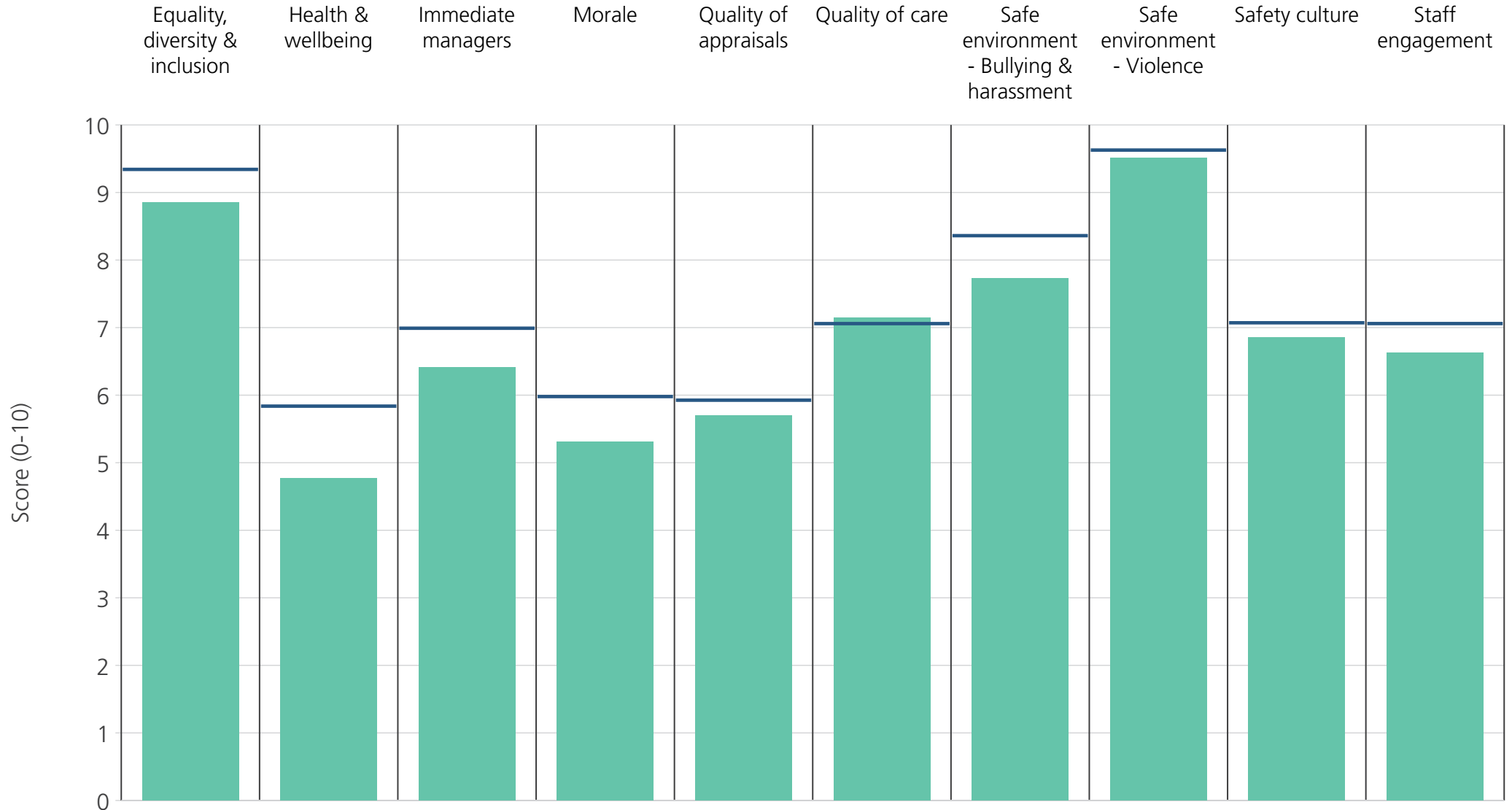
<b>Directorate</b>	9.3	6.0	7.3	6.3	5.9	7.4	8.1	9.5	7.0	7.3
<b>Your org</b>	9.3	5.8	7.0	6.0	5.9	7.1	8.4	9.6	7.1	7.1
<b>Responses</b>	288	291	292	288	256	284	289	287	289	295



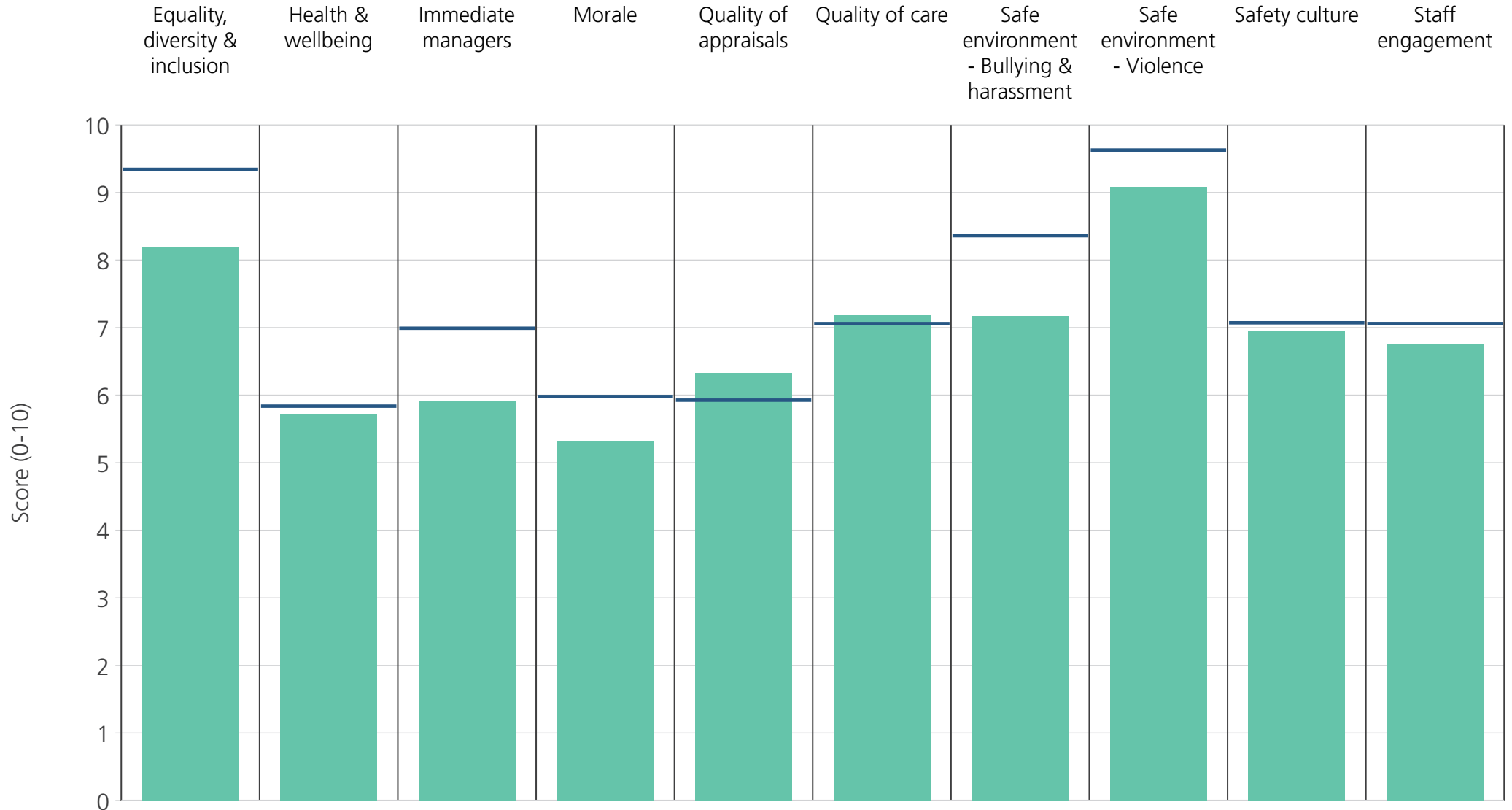
<b>Directorate</b>	9.7	5.6	6.9	5.8	5.2	6.8	9.0	9.9	6.8	6.7
<b>Your org</b>	9.3	5.8	7.0	6.0	5.9	7.1	8.4	9.6	7.1	7.1
<b>Responses</b>	267	267	267	263	228	260	264	262	267	273



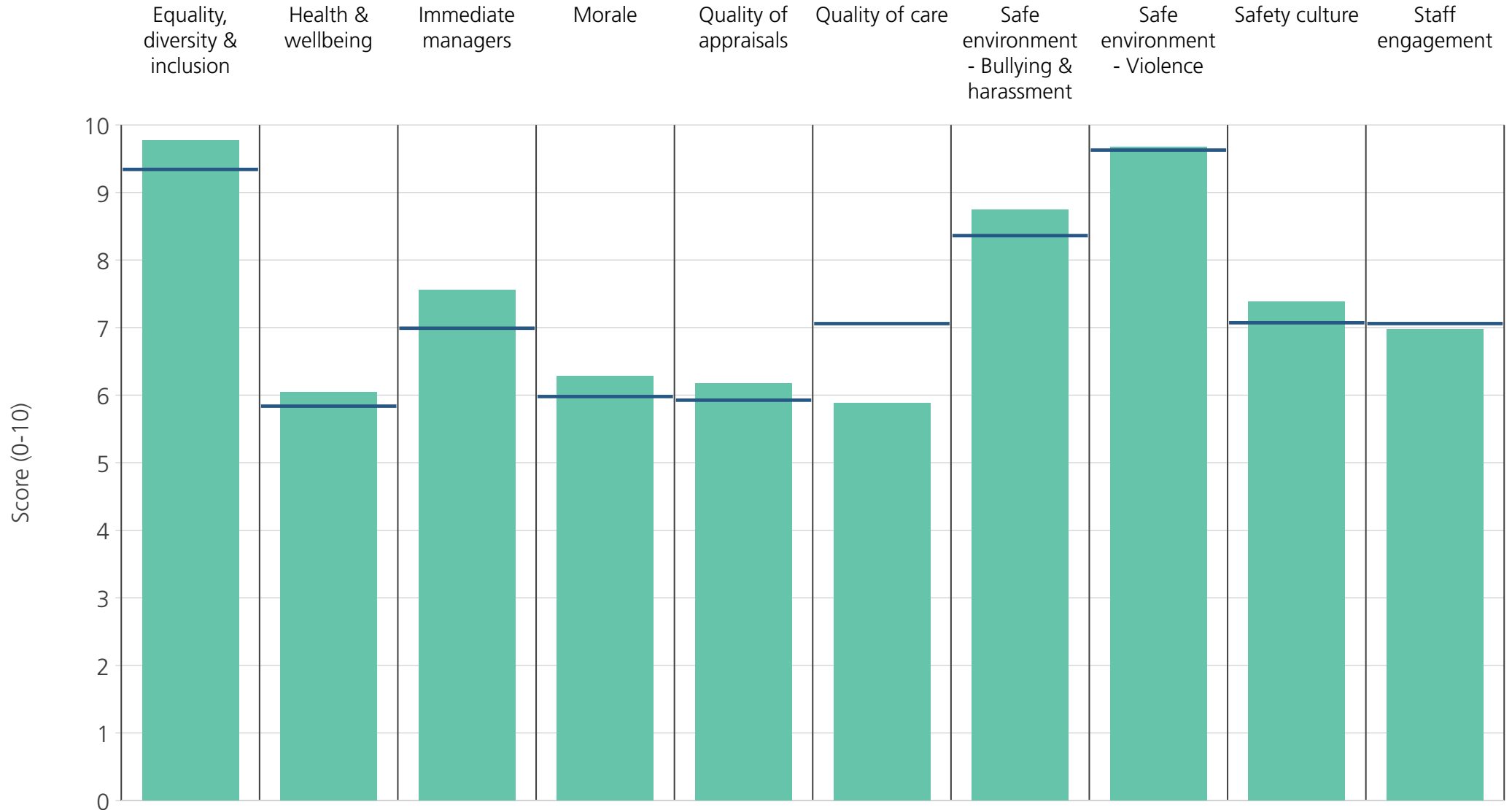
<b>Directorate</b>	9.4	5.3	7.1	6.0	5.8	7.4	8.2	9.7	7.1	7.2
<b>Your org</b>	9.3	5.8	7.0	6.0	5.9	7.1	8.4	9.6	7.1	7.1
<b>Responses</b>	181	179	182	181	158	177	179	176	180	188



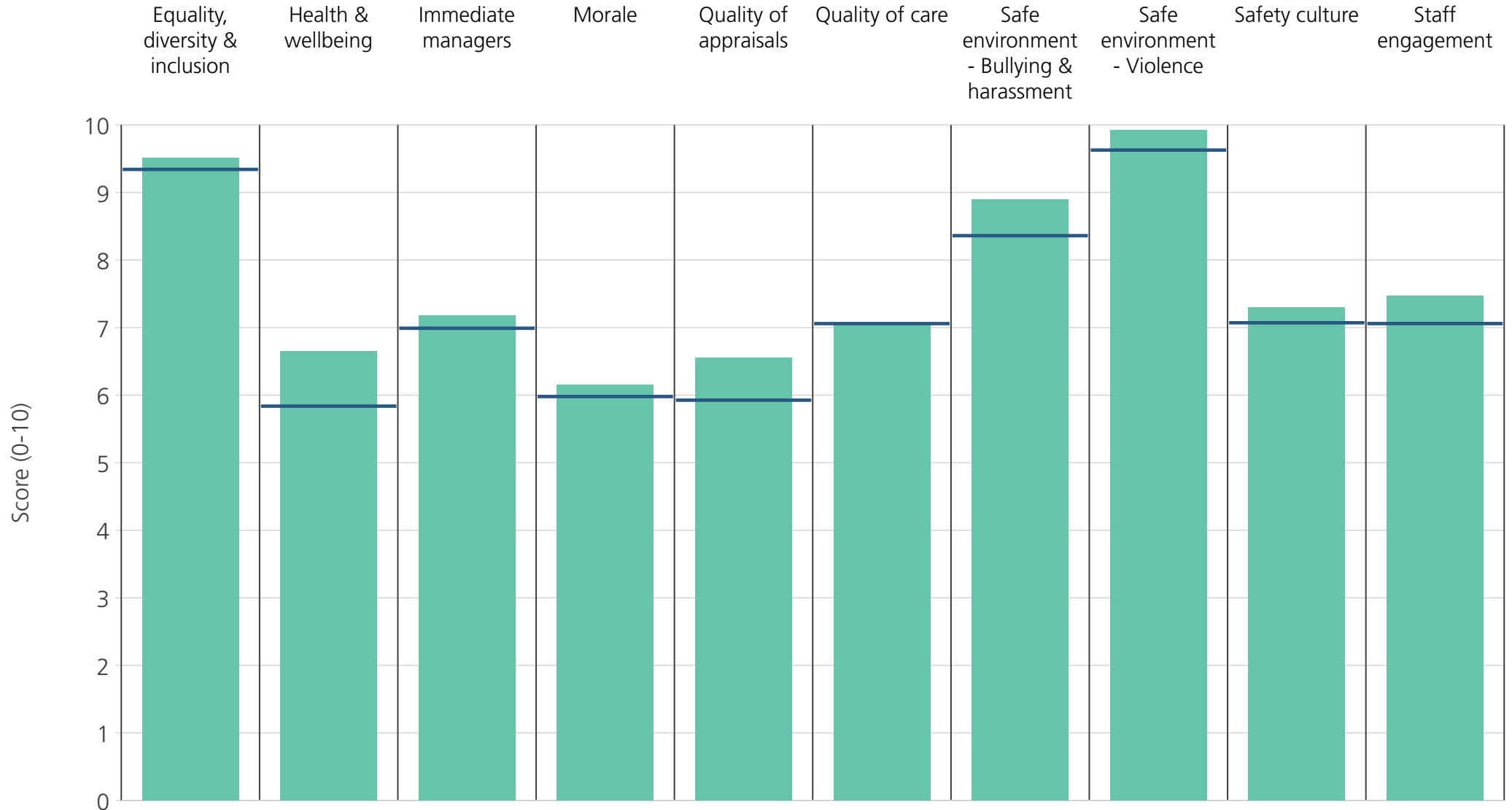
<b>Directorate</b>	8.9	4.8	6.4	5.3	5.7	7.1	7.7	9.5	6.9	6.6
<b>Your org</b>	9.3	5.8	7.0	6.0	5.9	7.1	8.4	9.6	7.1	7.1
<b>Responses</b>	119	119	121	118	82	118	116	115	120	122



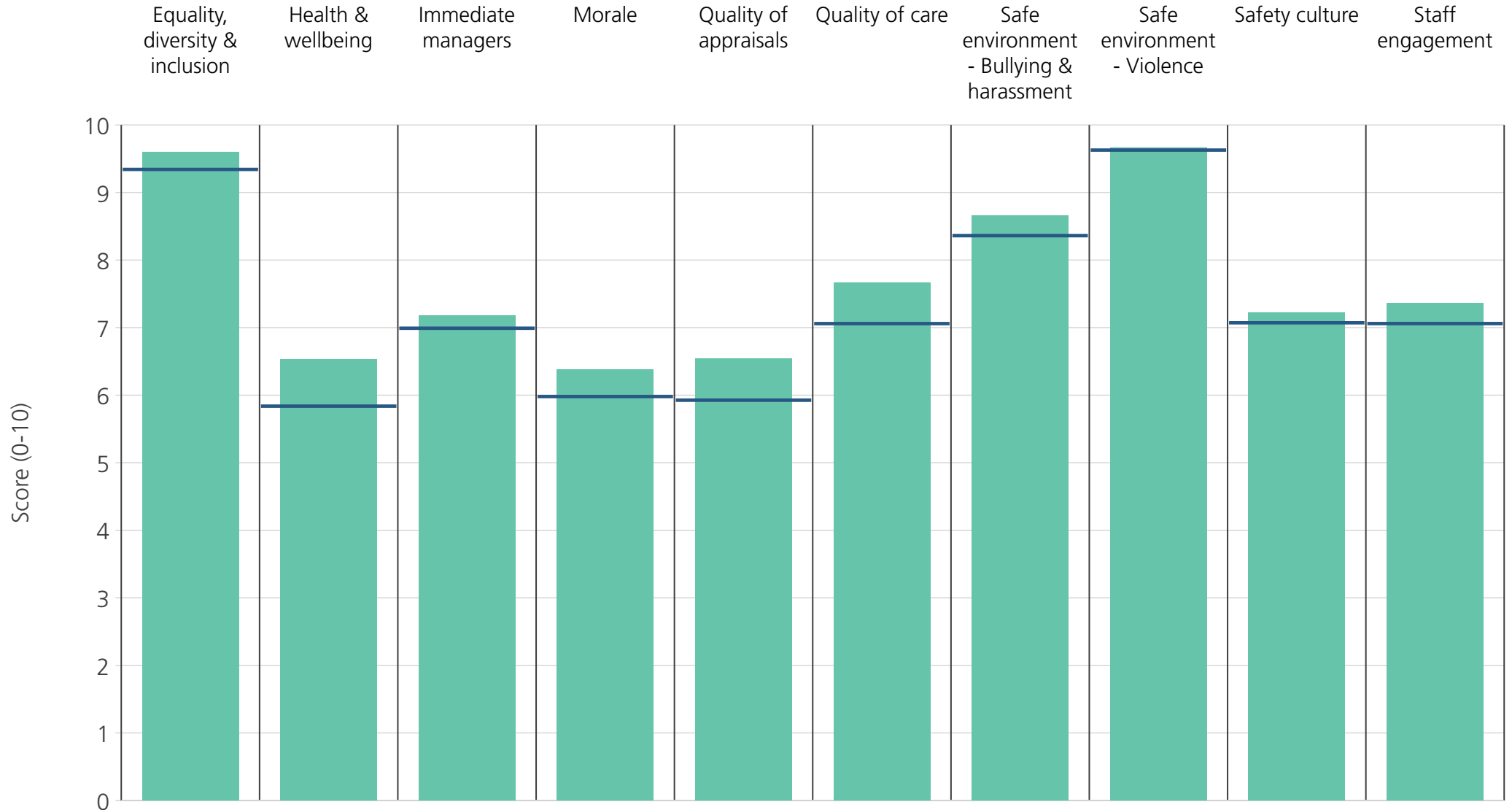
<b>Directorate</b>	8.2	5.7	5.9	5.3	6.3	7.2	7.2	9.1	6.9	6.8
<b>Your org</b>	9.3	5.8	7.0	6.0	5.9	7.1	8.4	9.6	7.1	7.1
<b>Responses</b>	134	135	134	132	90	133	133	131	135	136



<b>Directorate</b>	9.8	6.0	7.6	6.3	6.2	5.9	8.7	9.7	7.4	7.0
<b>Your org</b>	9.3	5.8	7.0	6.0	5.9	7.1	8.4	9.6	7.1	7.1
<b>Responses</b>	143	143	143	141	136	142	141	141	142	144



<b>Directorate</b>	9.5	6.6	7.2	6.2	6.6	7.0	8.9	9.9	7.3	7.5
<b>Your org</b>	9.3	5.8	7.0	6.0	5.9	7.1	8.4	9.6	7.1	7.1
<b>Responses</b>	167	167	167	166	133	98	165	164	165	168



<b>Directorate</b>	9.6	6.5	7.2	6.4	6.5	7.7	8.7	9.7	7.2	7.4
<b>Your org</b>	9.3	5.8	7.0	6.0	5.9	7.1	8.4	9.6	7.1	7.1
<b>Responses</b>	109	109	109	108	93	105	107	108	108	112