

# West Midlands Ambulance Service NHS Foundation Trust

2018 NHS Staff Survey

**Directorate Report**

**Contents**

Introduction . . . . .	3
Themes – Directorates 1 . . . . .	4
Service Delivery . . . . .	5
Non Emergency Services . . . . .	6
Central Functions . . . . .	7
Recharges . . . . .	8
Themes – Directorates 2 . . . . .	9
Emergency Services . . . . .	10
Non Emergency Services . . . . .	11
Emergency Operations Centre . . . . .	12
Strategic Operations . . . . .	13
Delivery/Logistics . . . . .	14
Workforce & Organisational Development . . . . .	15
Emergency Preparedness . . . . .	16
Finance . . . . .	17
Corporate Services . . . . .	18
Air Ambulance . . . . .	19
NARU . . . . .	20

This directorate report for West Midlands Ambulance Service NHS Foundation Trust contains results by directorate for themes from the 2018 NHS Staff Survey. These results are compared to the unweighted average for your organisation.

**Please note:** It is possible that there are differences between the 'Your org' scores reported in this directorate report and those in the benchmark report. This is because the results in the benchmark report are weighted to allow for fair comparisons between organisations of a similar type. However, in this report comparisons are made within your organisation so the unweighted organisation result is a more appropriate point of comparison.

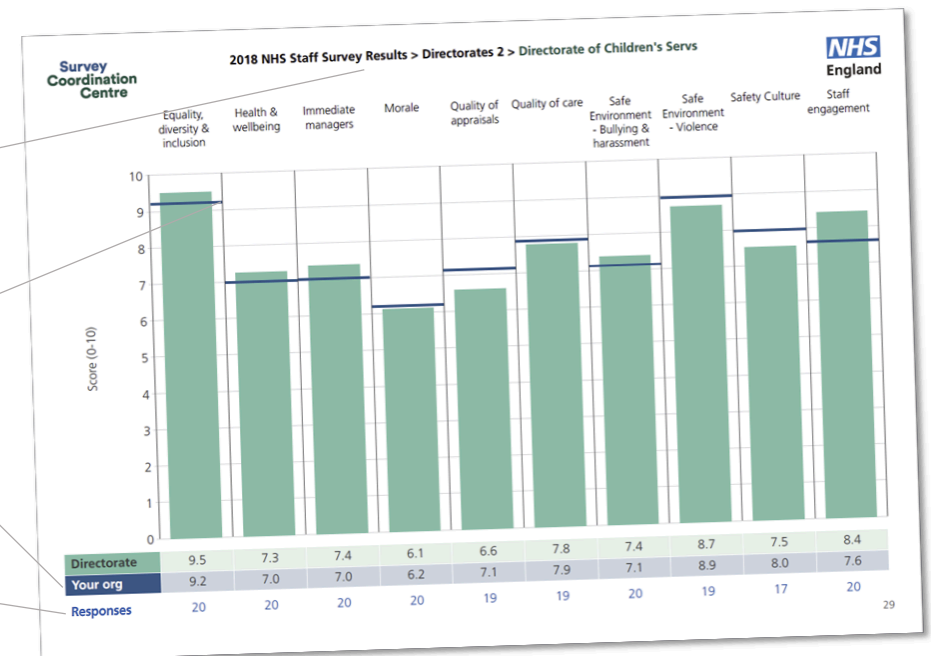
The directorate breakdowns used in this report were provided and defined by West Midlands Ambulance Service NHS Foundation Trust. Details of how the theme scores were calculated are included in the Technical Document, available to download from our [results website](#).

## Key features

Breakdown type and **directorate name** are specified in the header. Black text in the header is hyperlinked: clicking on '2018 NHS Staff Survey Results' navigates back to the contents page.

Directorate results are presented in the context of the (unweighted) **organisation average ('Your org')**, so it is easy to tell if a directorate is performing better or worse than the organisation average. For all themes, a higher score is a better result than a lower score.

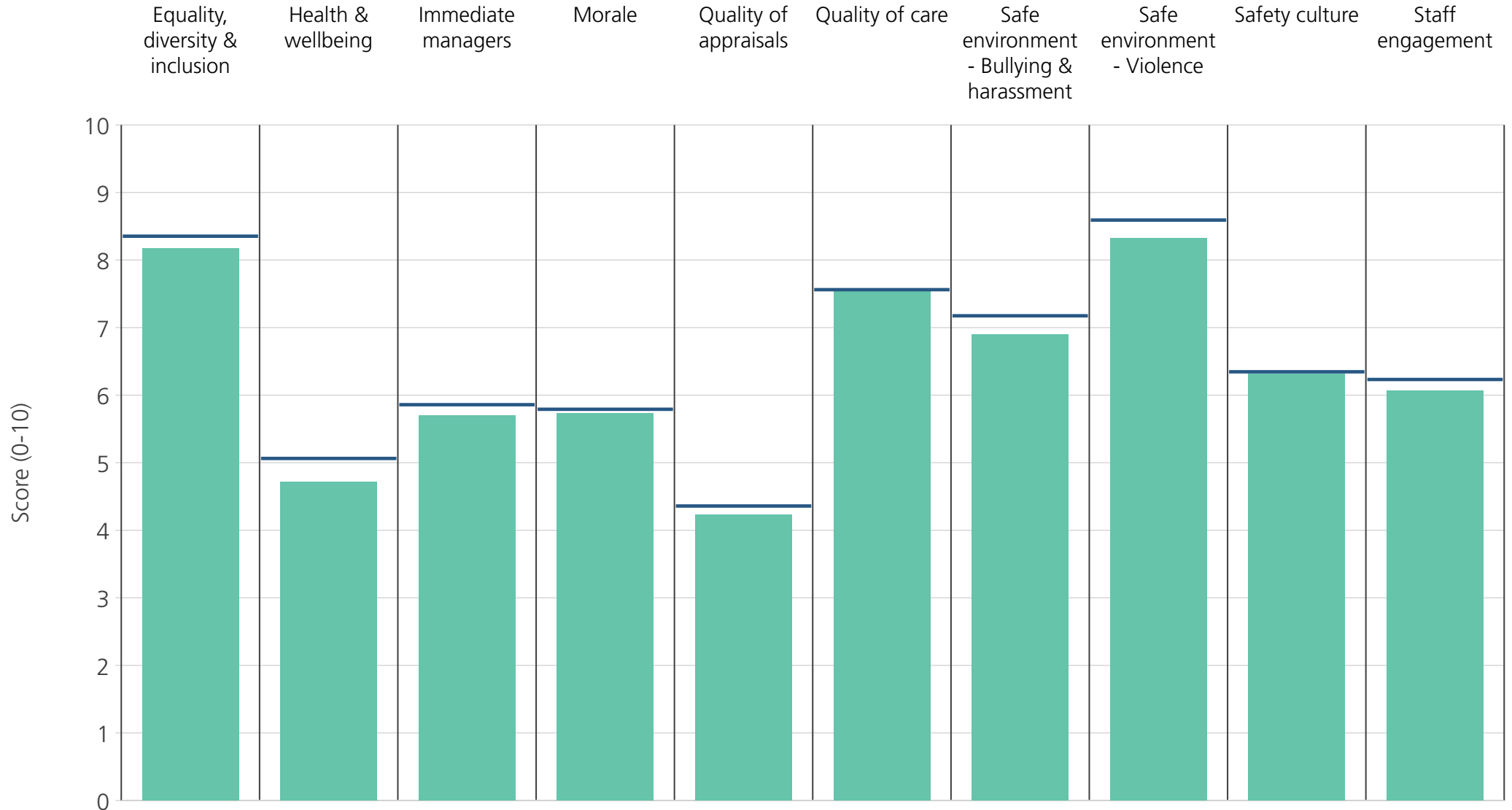
The **number of responses** feeding into each theme score **for the given directorate** is specified below the table containing the directorate and trust scores.



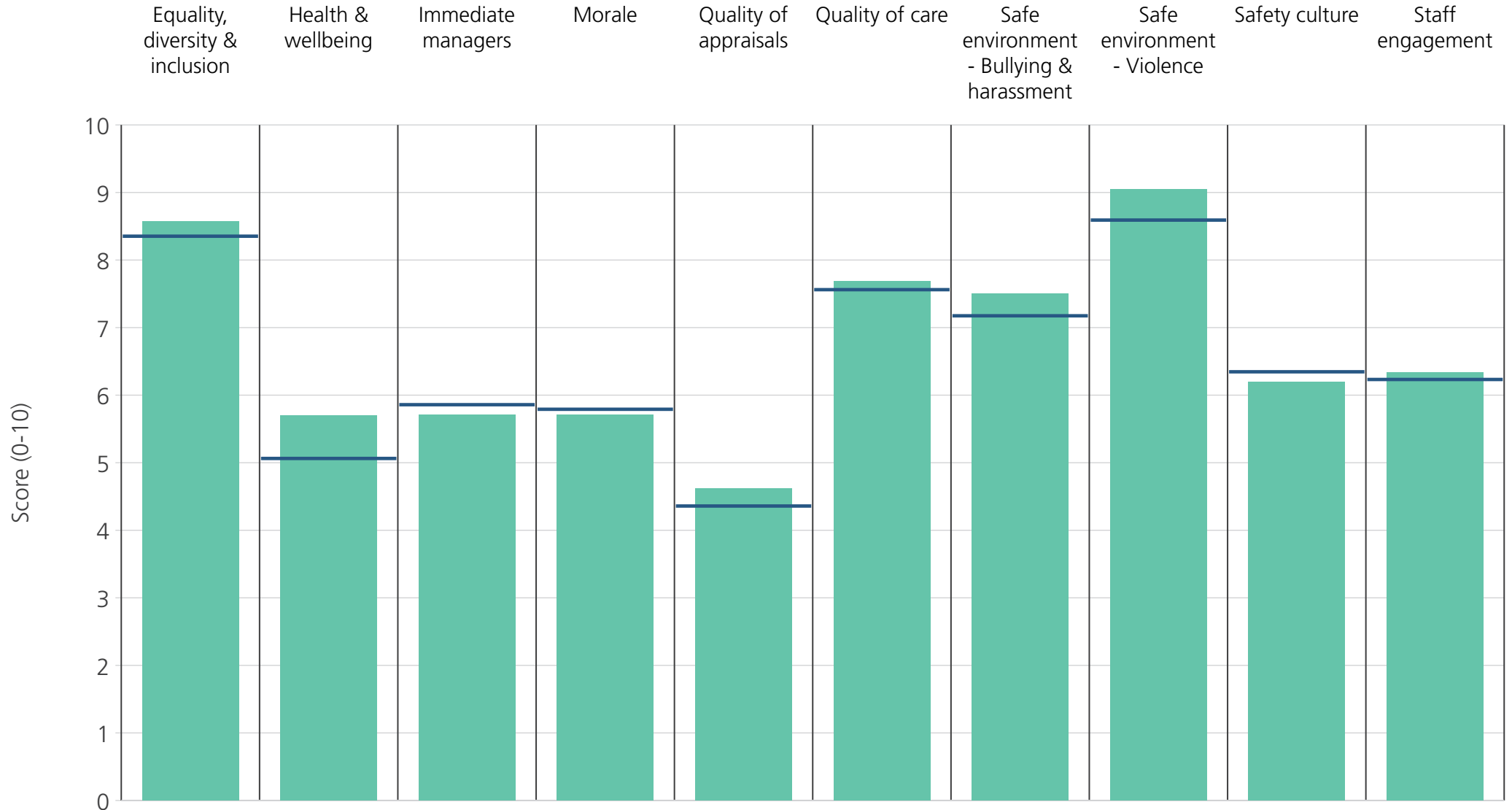
**! Note:** when there are less than 11 responses in a group, results are suppressed to protect staff confidentiality

# Directorates 1

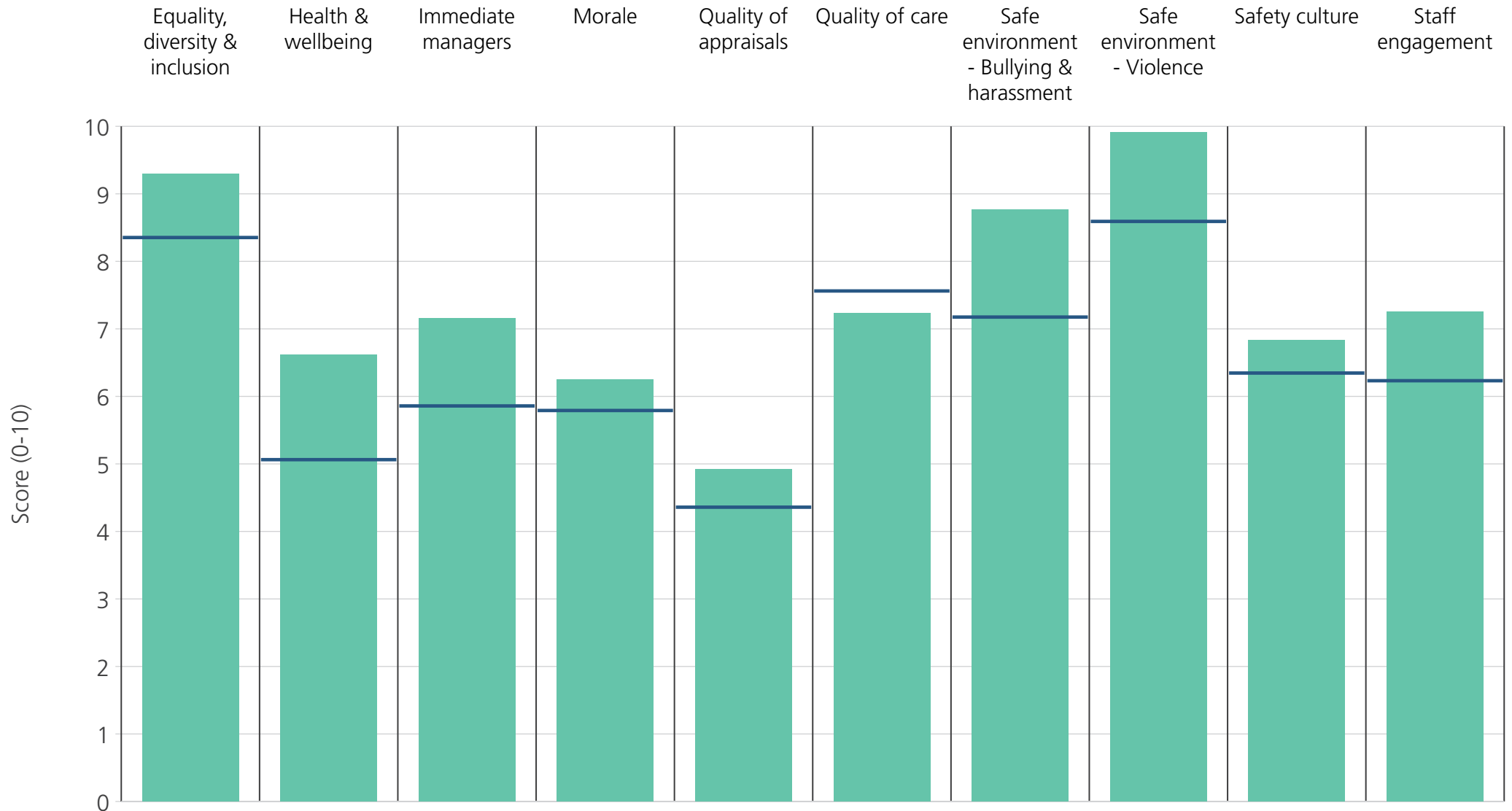
West Midlands Ambulance Service NHS Foundation Trust  
2018 NHS Staff Survey Results



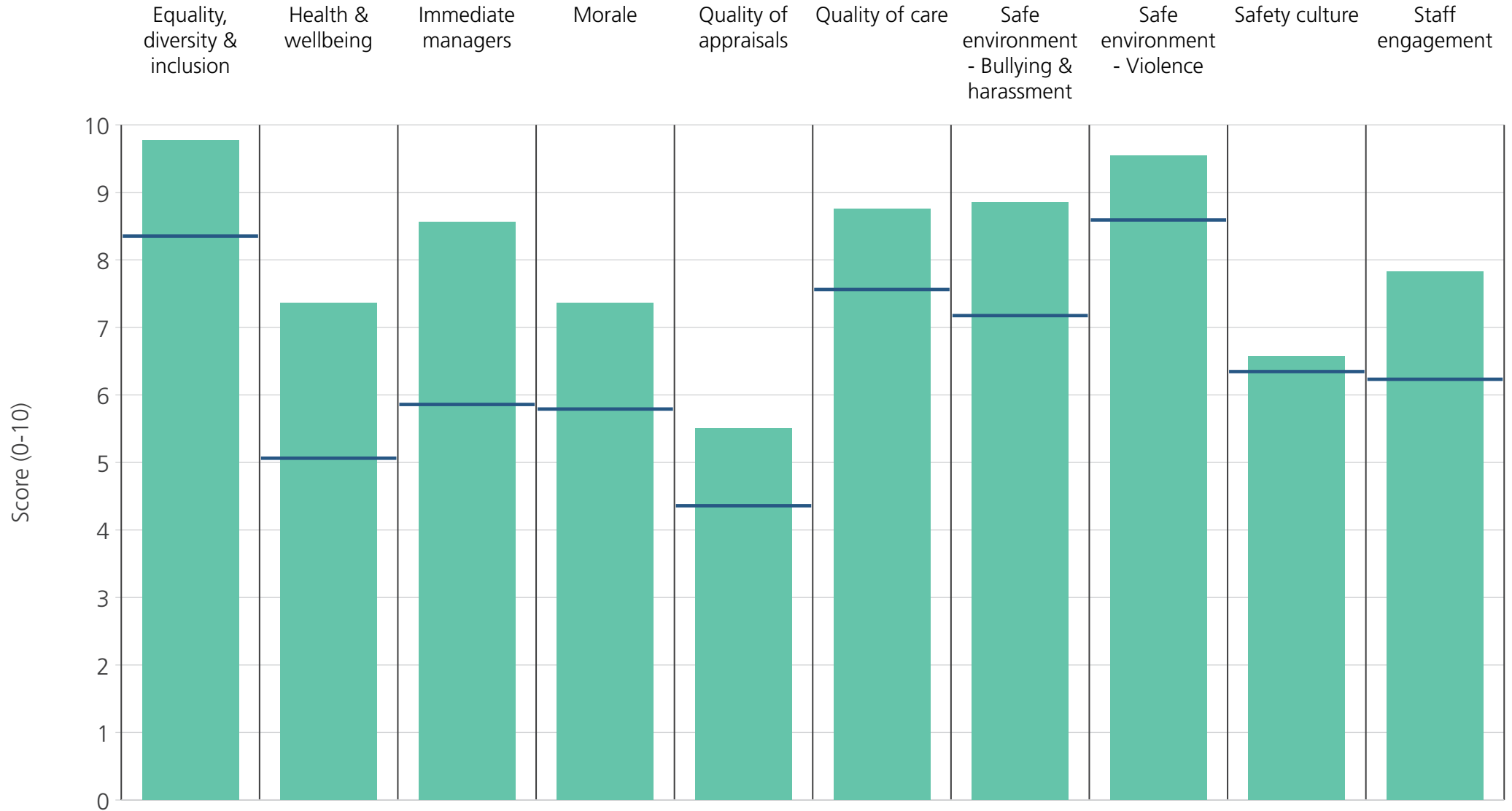
<b>Directorate</b>	8.2	4.7	5.7	5.7	4.2	7.5	6.9	8.3	6.3	6.1
<b>Your org</b>	8.4	5.1	5.9	5.8	4.4	7.6	7.2	8.6	6.3	6.2
<b>Responses</b>	2161	2178	2192	2127	1954	2113	2152	2149	2147	2227



<b>Directorate</b>	8.6	5.7	5.7	5.7	4.6	7.7	7.5	9.1	6.2	6.3
<b>Your org</b>	8.4	5.1	5.9	5.8	4.4	7.6	7.2	8.6	6.3	6.2
<b>Responses</b>	467	472	473	466	401	455	466	457	470	475



<b>Directorate</b>	9.3	6.6	7.2	6.2	4.9	7.2	8.8	9.9	6.8	7.3
<b>Your org</b>	8.4	5.1	5.9	5.8	4.4	7.6	7.2	8.6	6.3	6.2
<b>Responses</b>	257	258	259	254	231	113	256	257	254	259

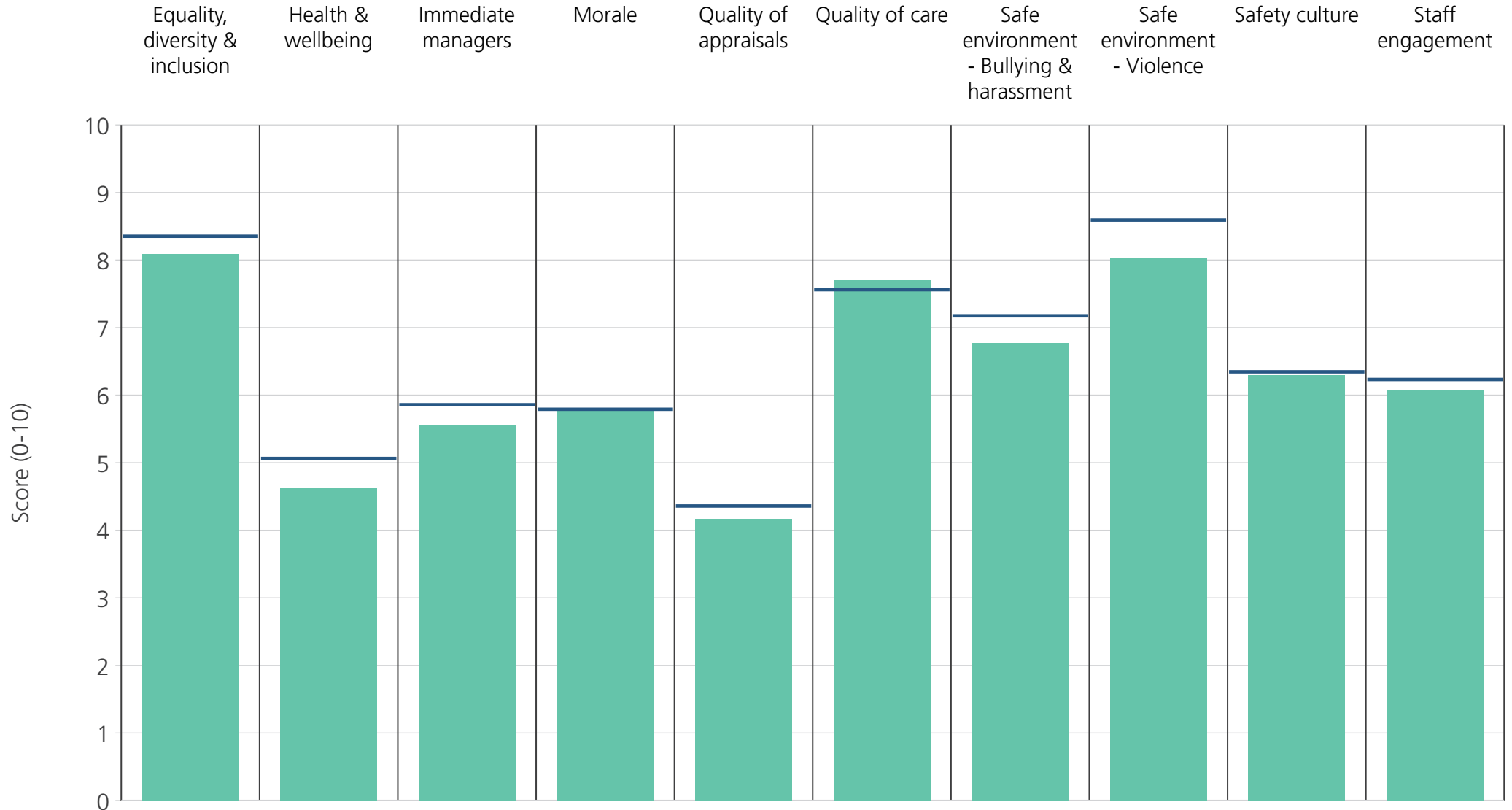


<b>Directorate</b>	9.8	7.4	8.6	7.4	5.5	8.8	8.9	9.5	6.6	7.8
<b>Your org</b>	8.4	5.1	5.9	5.8	4.4	7.6	7.2	8.6	6.3	6.2
<b>Responses</b>	29	29	29	28	25	20	29	29	28	29

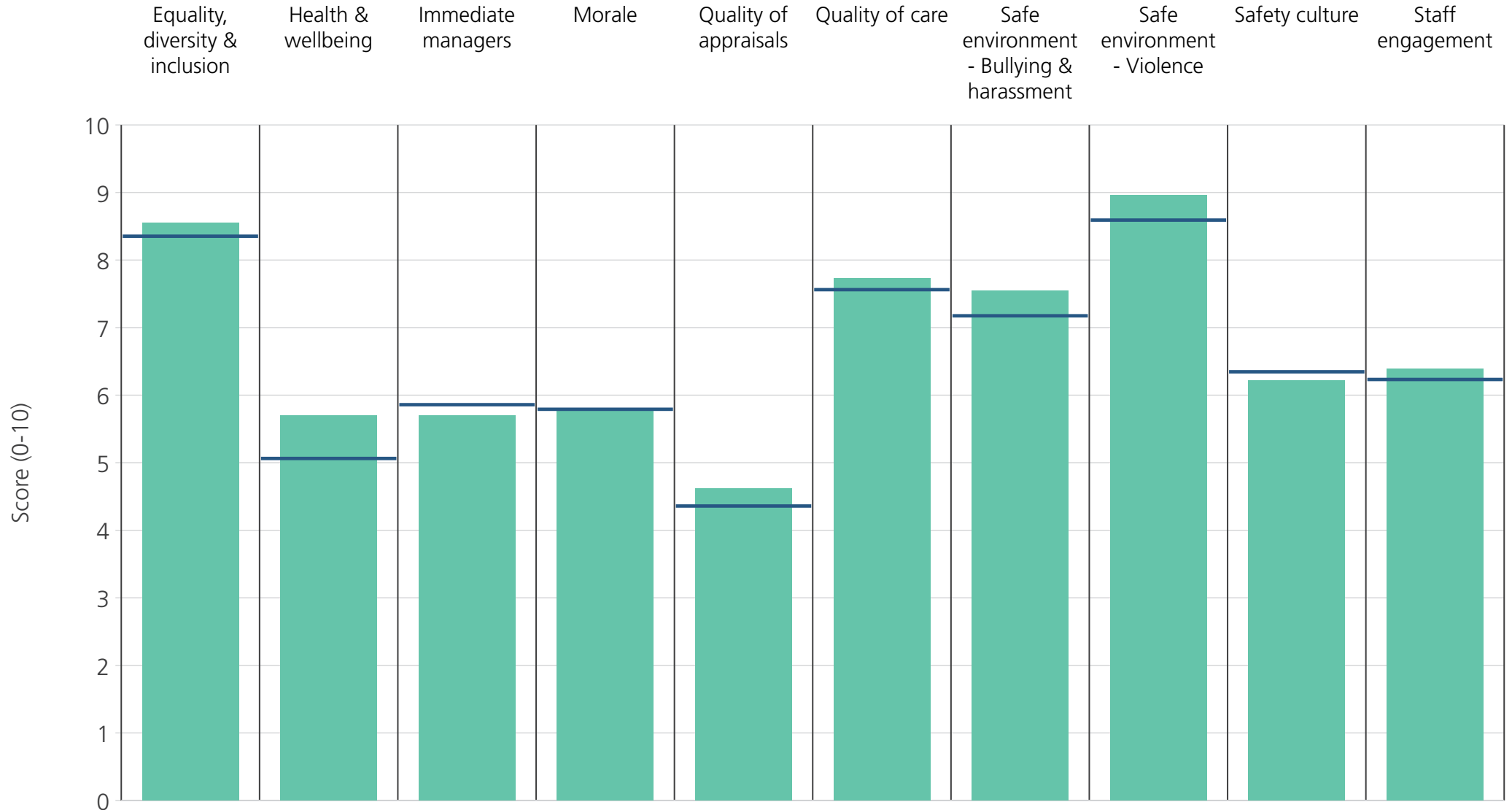


# Directorates 2

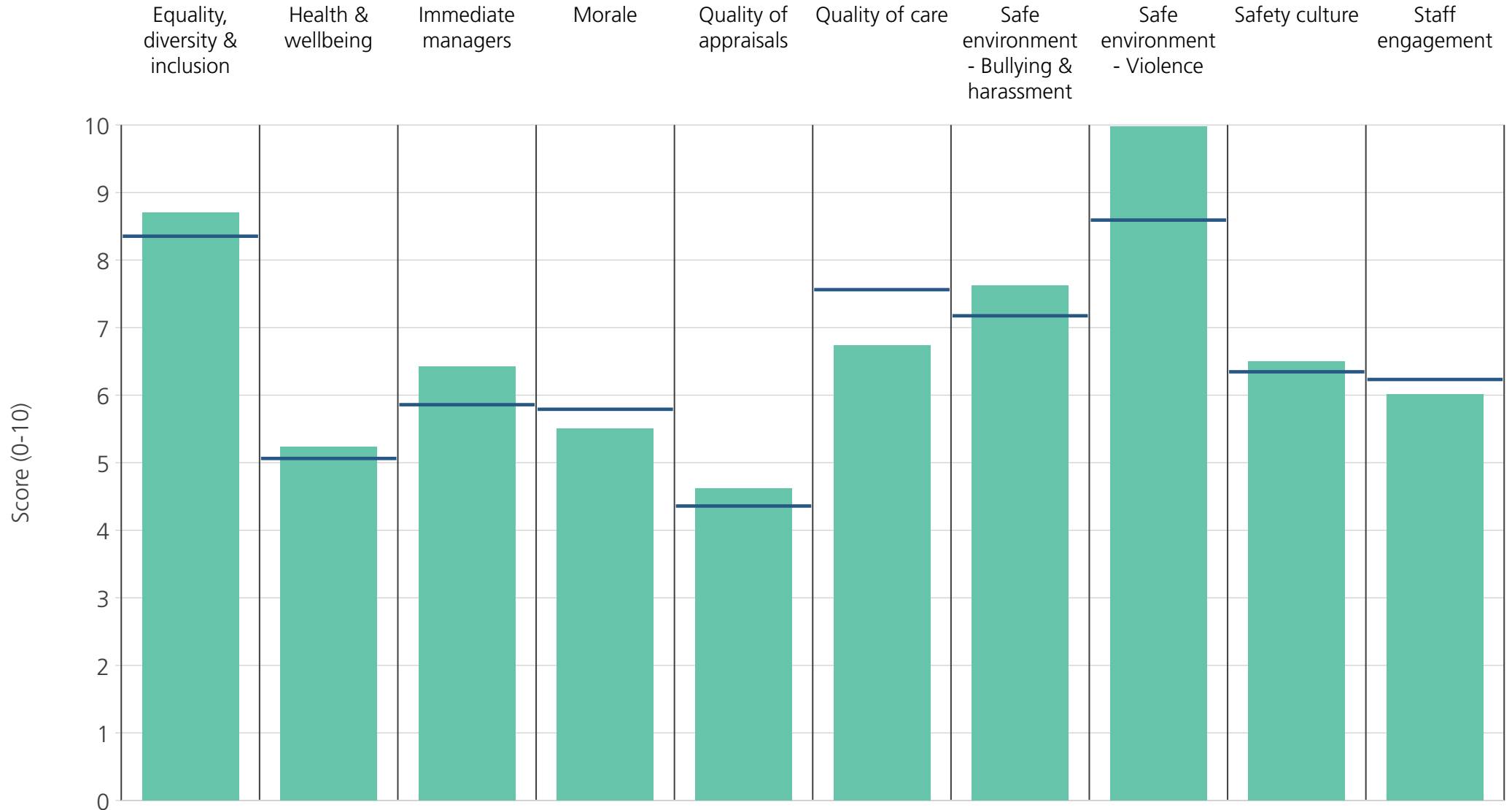
West Midlands Ambulance Service NHS Foundation Trust  
2018 NHS Staff Survey Results



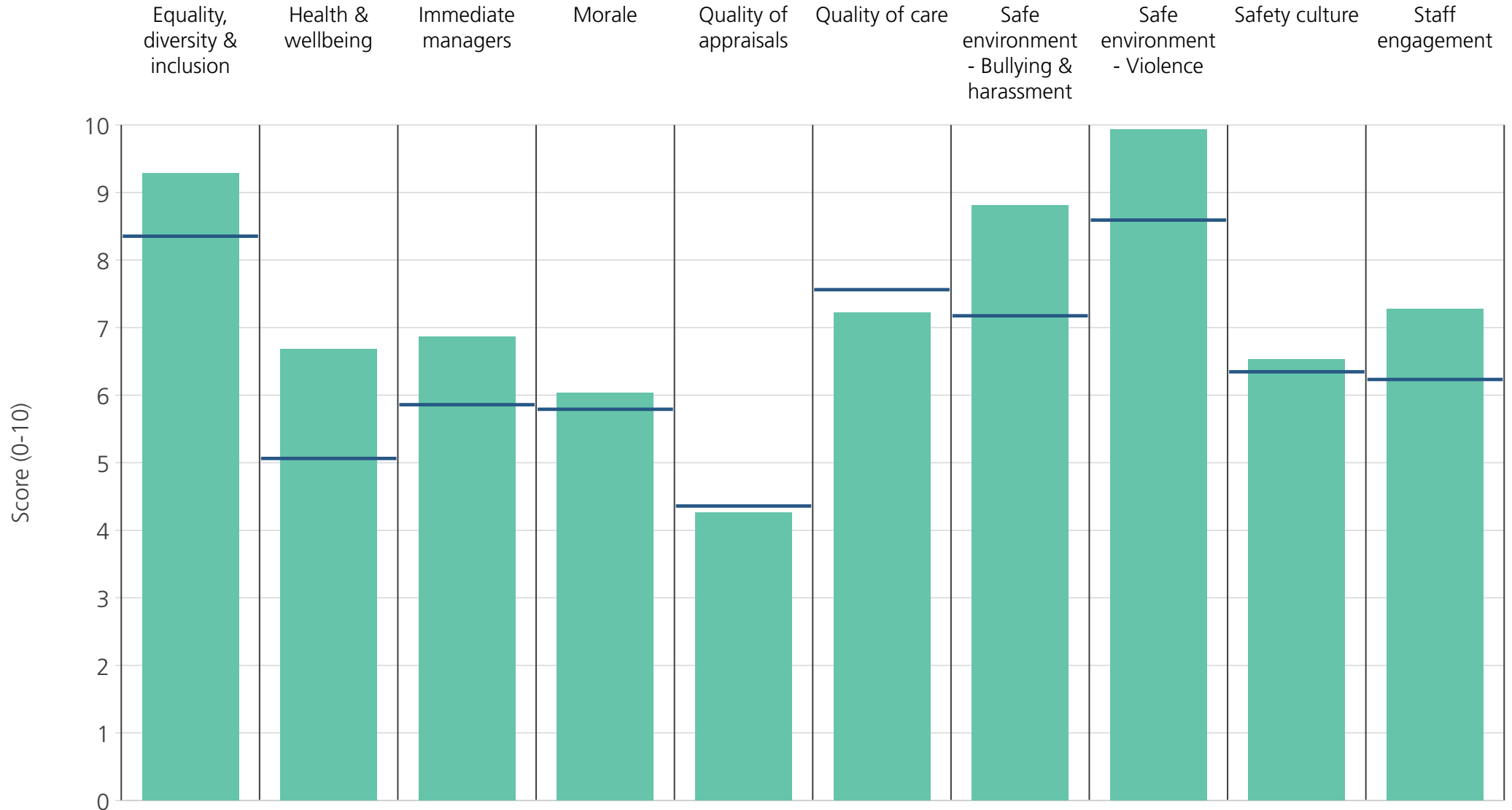
<b>Directorate</b>	8.1	4.6	5.6	5.8	4.2	7.7	6.8	8.0	6.3	6.1
<b>Your org</b>	8.4	5.1	5.9	5.8	4.4	7.6	7.2	8.6	6.3	6.2
<b>Responses</b>	1794	1811	1824	1763	1608	1770	1788	1786	1781	1856



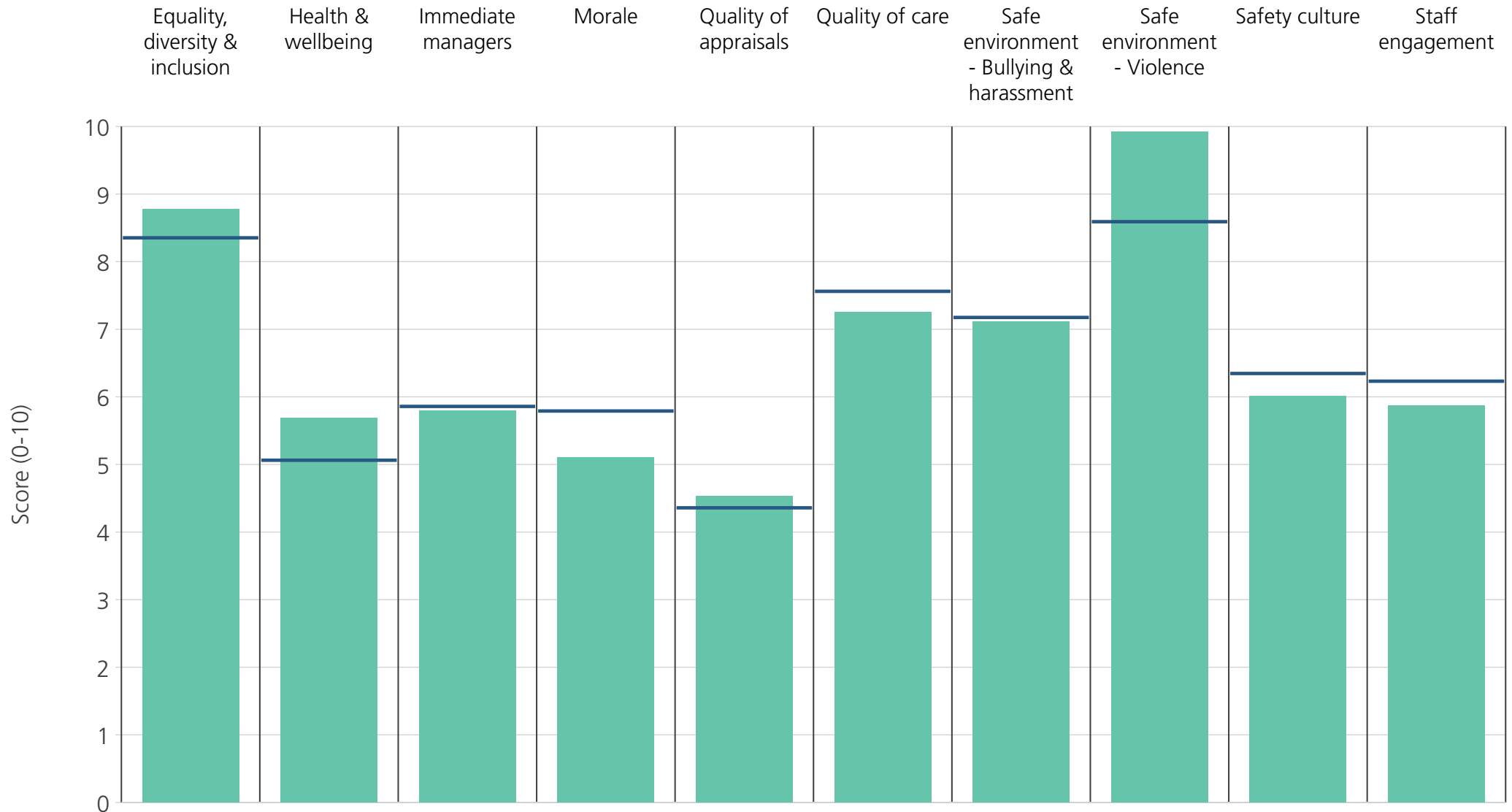
<b>Directorate</b>	8.6	5.7	5.7	5.8	4.6	7.7	7.5	9.0	6.2	6.4
<b>Your org</b>	8.4	5.1	5.9	5.8	4.4	7.6	7.2	8.6	6.3	6.2
<b>Responses</b>	422	427	427	420	361	418	421	413	424	429



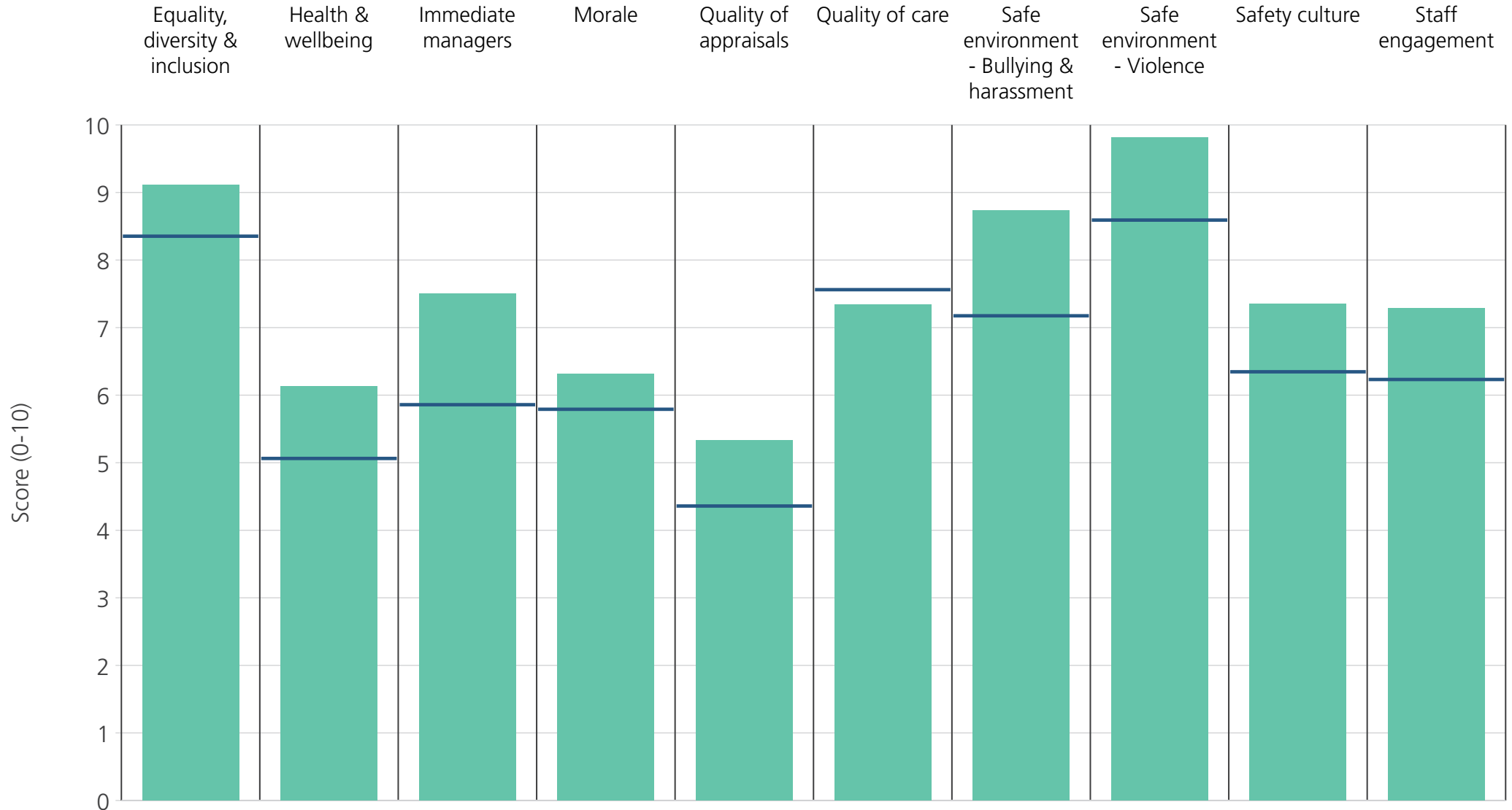
<b>Directorate</b>	8.7	5.2	6.4	5.5	4.6	6.7	7.6	10.0	6.5	6.0
<b>Your org</b>	8.4	5.1	5.9	5.8	4.4	7.6	7.2	8.6	6.3	6.2
<b>Responses</b>	307	307	308	305	288	284	305	303	306	311



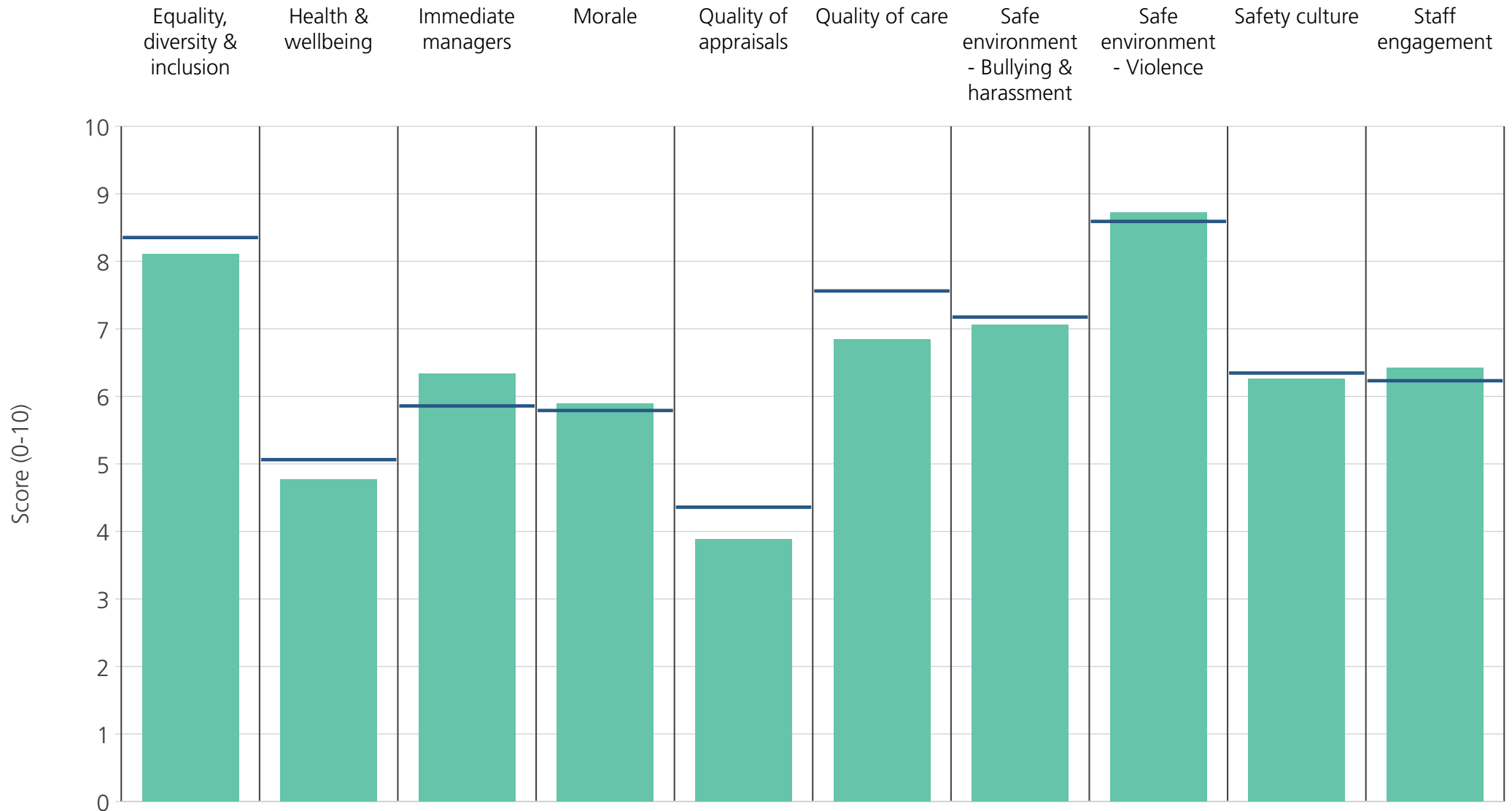
<b>Directorate</b>	9.3	6.7	6.9	6.0	4.3	7.2	8.8	9.9	6.5	7.3
<b>Your org</b>	8.4	5.1	5.9	5.8	4.4	7.6	7.2	8.6	6.3	6.2
<b>Responses</b>	102	102	103	101	89	37	101	102	102	103



<b>Directorate</b>	8.8	5.7	5.8	5.1	4.5	7.3	7.1	9.9	6.0	5.9
<b>Your org</b>	8.4	5.1	5.9	5.8	4.4	7.6	7.2	8.6	6.3	6.2
<b>Responses</b>	45	45	46	46	40	37	45	44	46	46

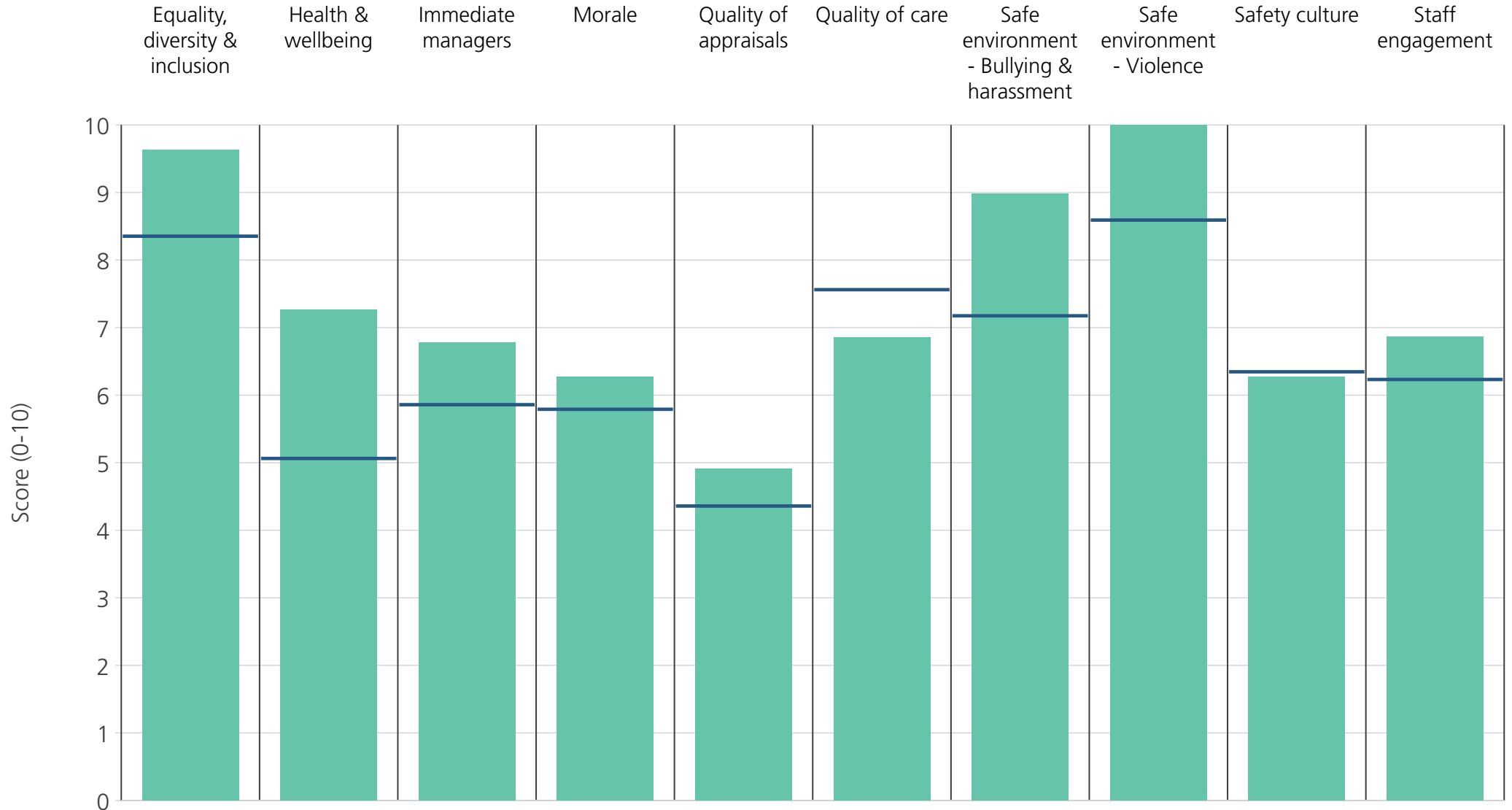


<b>Directorate</b>	9.1	6.1	7.5	6.3	5.3	7.3	8.7	9.8	7.4	7.3
<b>Your org</b>	8.4	5.1	5.9	5.8	4.4	7.6	7.2	8.6	6.3	6.2
<b>Responses</b>	71	72	72	70	69	46	71	71	70	72

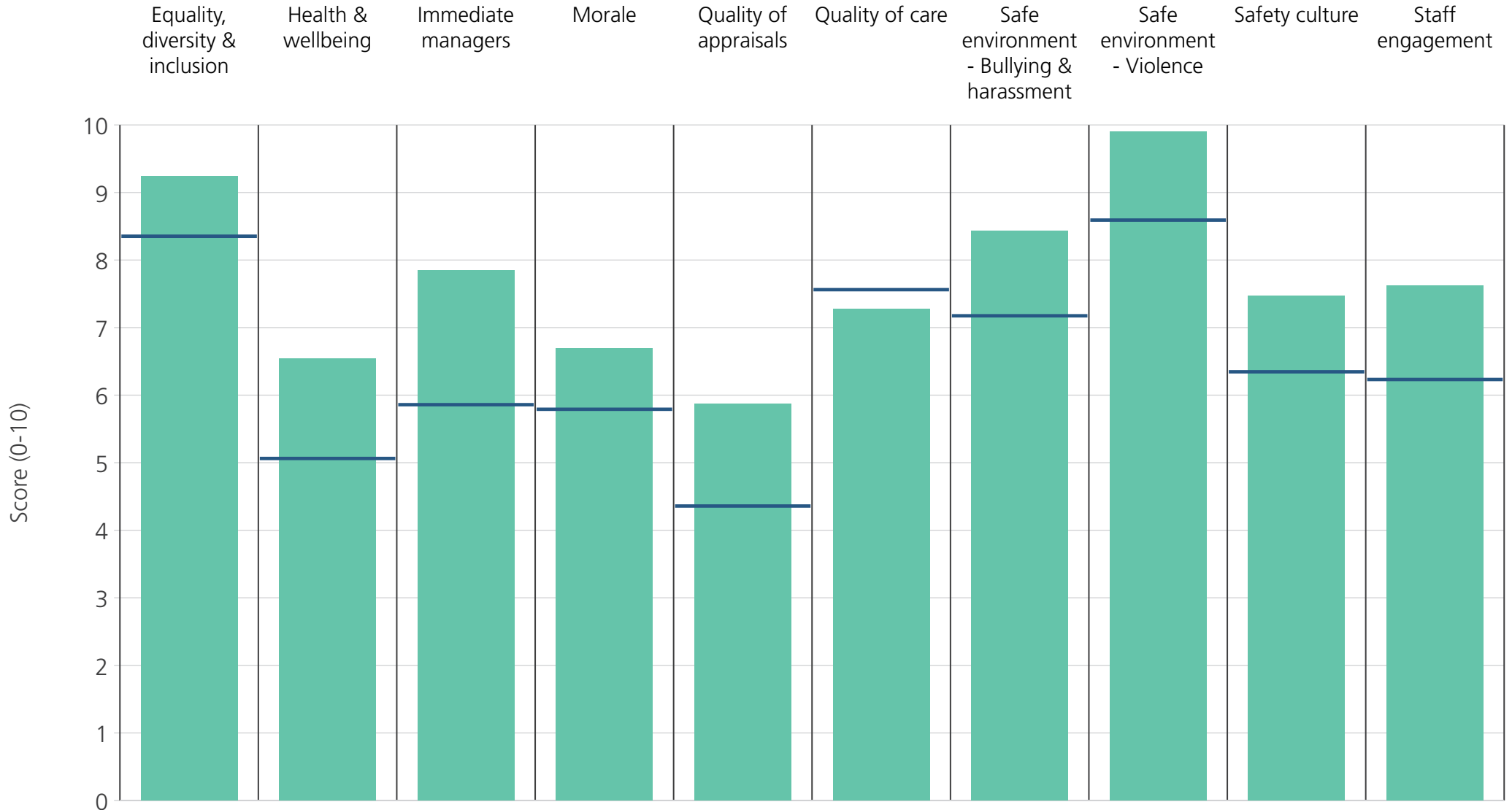


<b>Directorate</b>	8.1	4.8	6.3	5.9	3.9	6.8	7.1	8.7	6.3	6.4
<b>Your org</b>	8.4	5.1	5.9	5.8	4.4	7.6	7.2	8.6	6.3	6.2
<b>Responses</b>	60	60	60	59	58	59	59	60	60	60

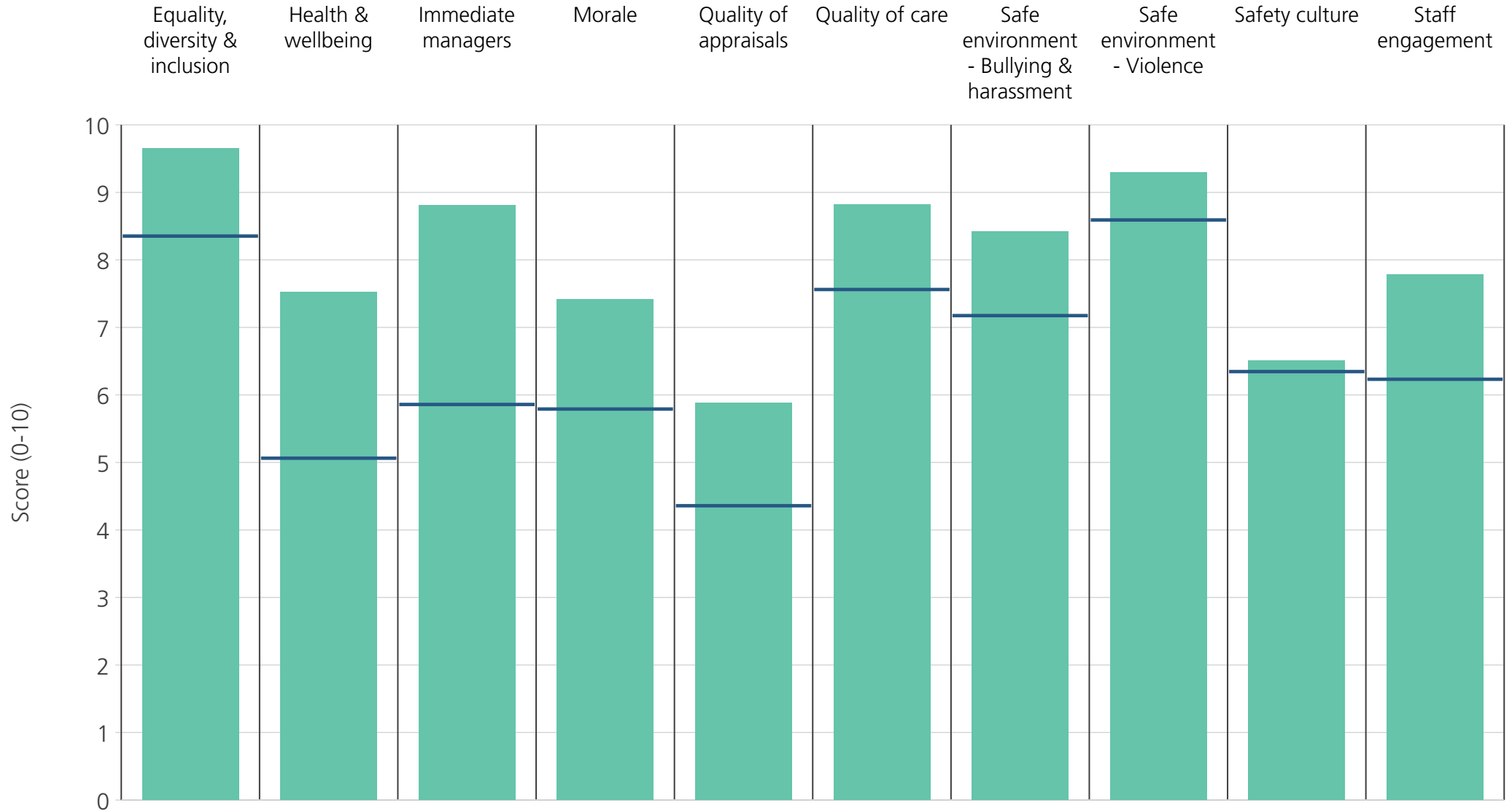




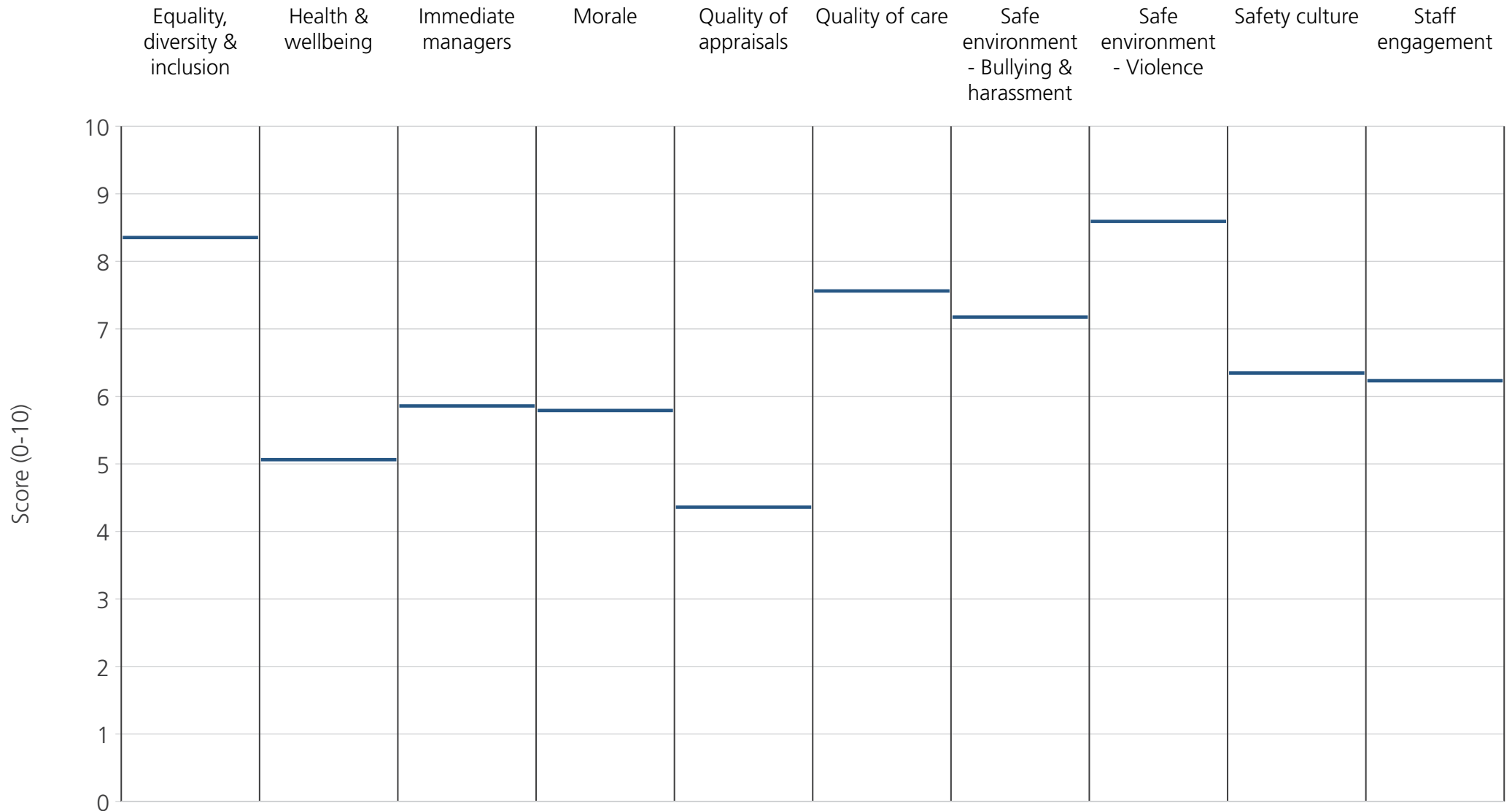
<b>Directorate</b>	9.6	7.3	6.8	6.3	4.9	6.9	9.0	10.0	6.3	6.9
<b>Your org</b>	8.4	5.1	5.9	5.8	4.4	7.6	7.2	8.6	6.3	6.2
<b>Responses</b>	49	49	49	48	40	13	49	49	48	49



<b>Directorate</b>	9.2	6.5	7.8	6.7	5.9	7.3	8.4	9.9	7.5	7.6
<b>Your org</b>	8.4	5.1	5.9	5.8	4.4	7.6	7.2	8.6	6.3	6.2
<b>Responses</b>	35	35	35	35	33	17	35	35	34	35



<b>Directorate</b>	9.6	7.5	8.8	7.4	5.9	8.8	8.4	9.3	6.5	7.8
<b>Your org</b>	8.4	5.1	5.9	5.8	4.4	7.6	7.2	8.6	6.3	6.2
<b>Responses</b>	19	19	19	19	17	17	19	19	19	19



<b>Directorate</b>										
<b>Your org</b>	8.4	5.1	5.9	5.8	4.4	7.6	7.2	8.6	6.3	6.2
<b>Responses</b>	10	10	10	9	8	3	10	10	9	10