

East of England Ambulance Service NHS Trust

2018 NHS Staff Survey

Directorate Report

Contents

Introduction	3
Themes – Directorates 1	4
A&E	5
ASO	6
EOC	7
NES	8
SS	9
Themes – Directorates 2	10
0	11
1	12

This directorate report for East of England Ambulance Service NHS Trust contains results by directorate for themes from the 2018 NHS Staff Survey. These results are compared to the unweighted average for your organisation.

Please note: It is possible that there are differences between the 'Your org' scores reported in this directorate report and those in the benchmark report. This is because the results in the benchmark report are weighted to allow for fair comparisons between organisations of a similar type. However, in this report comparisons are made within your organisation so the unweighted organisation result is a more appropriate point of comparison.

The directorate breakdowns used in this report were provided and defined by East of England Ambulance Service NHS Trust. Details of how the theme scores were calculated are included in the Technical Document, available to download from our [results website](#).

Key features

Breakdown type and **directorate name** are specified in the header. Black text in the header is hyperlinked: clicking on '2018 NHS Staff Survey Results' navigates back to the contents page.

Directorate results are presented in the context of the (unweighted) **organisation average ('Your org')**, so it is easy to tell if a directorate is performing better or worse than the organisation average. For all themes, a higher score is a better result than a lower score.

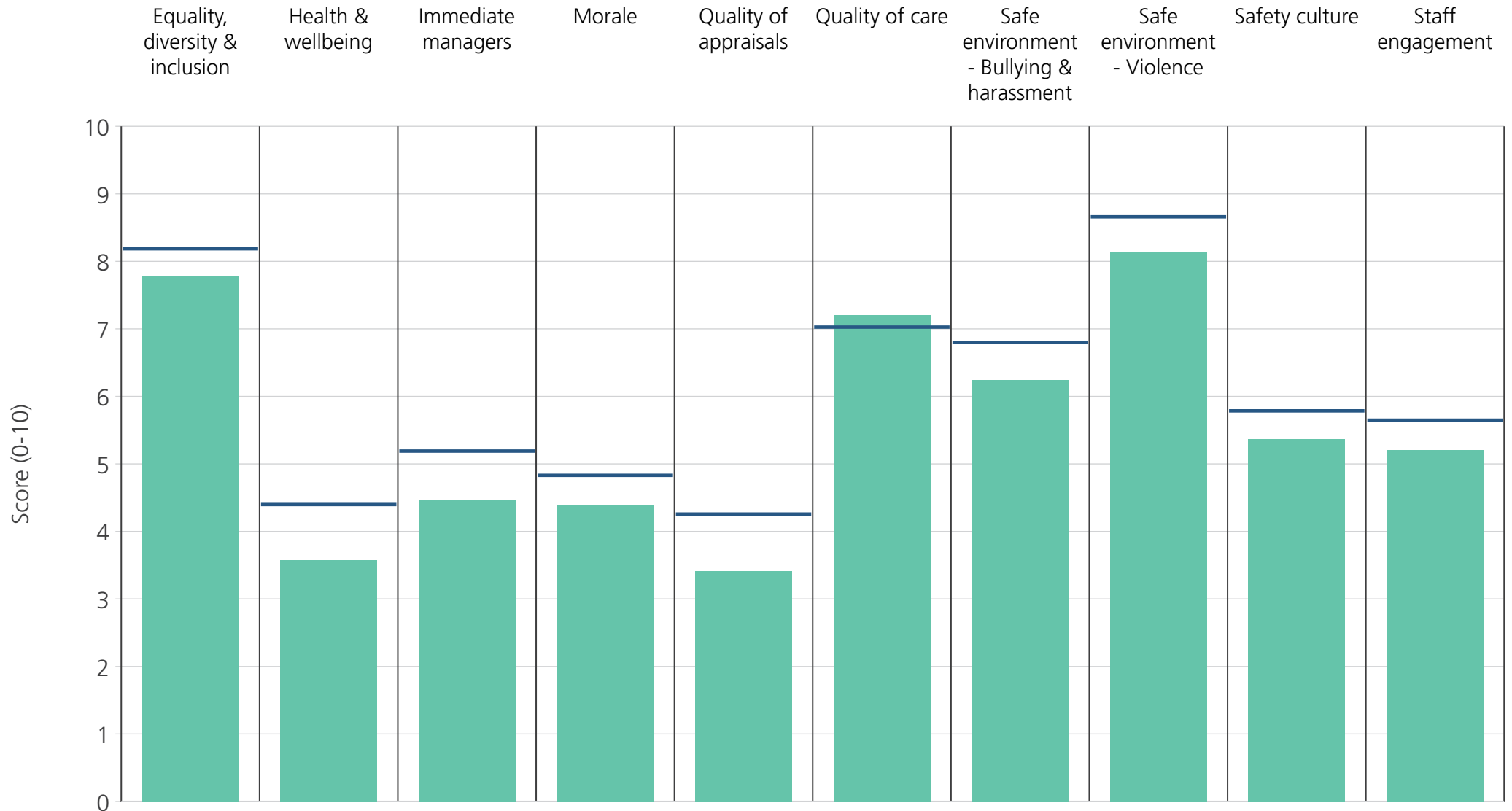
The **number of responses** feeding into each theme score **for the given directorate** is specified below the table containing the directorate and trust scores.



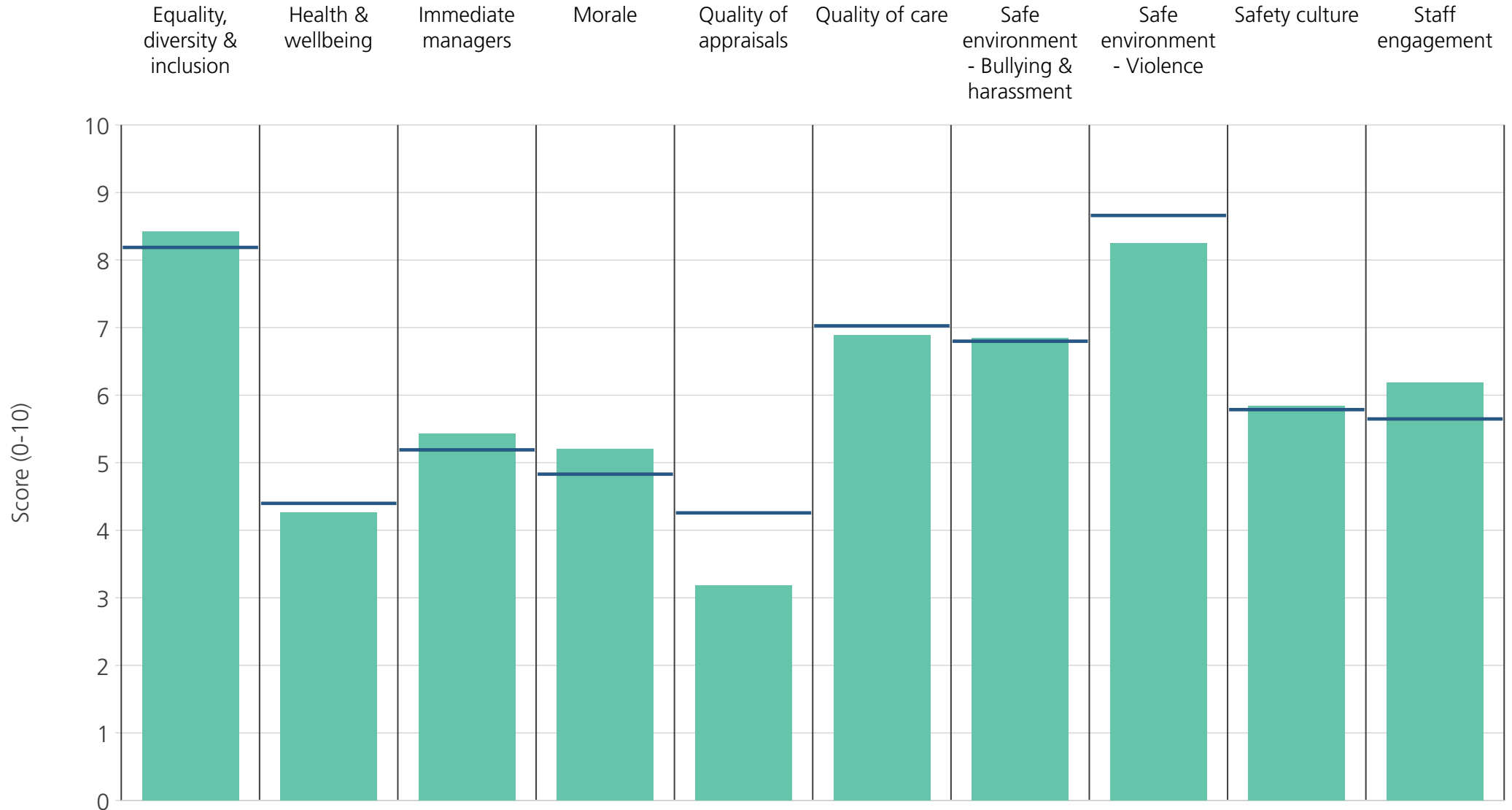
! Note: when there are less than 11 responses in a group, results are suppressed to protect staff confidentiality

Directorates 1

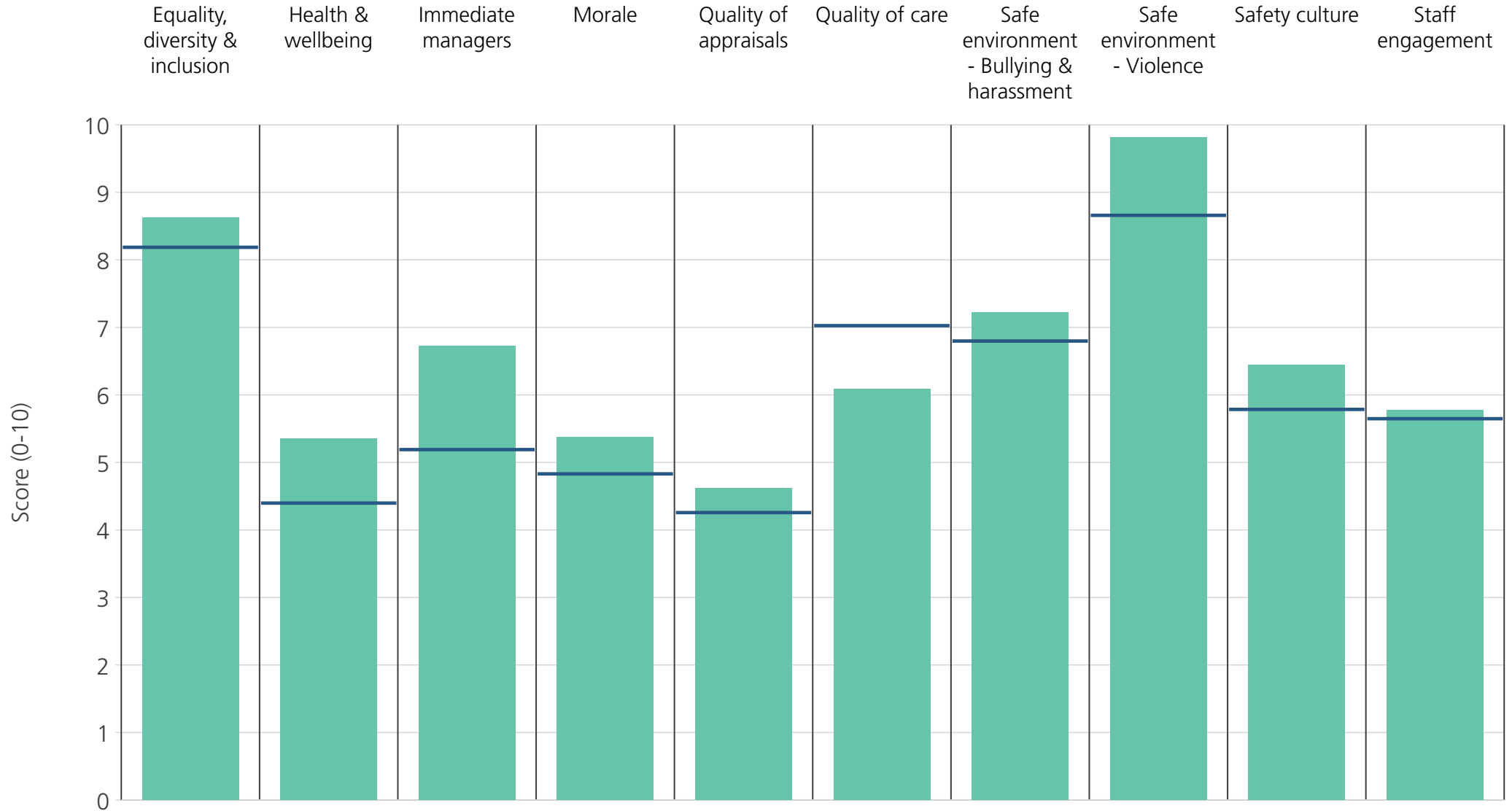
East of England Ambulance Service NHS Trust
2018 NHS Staff Survey Results



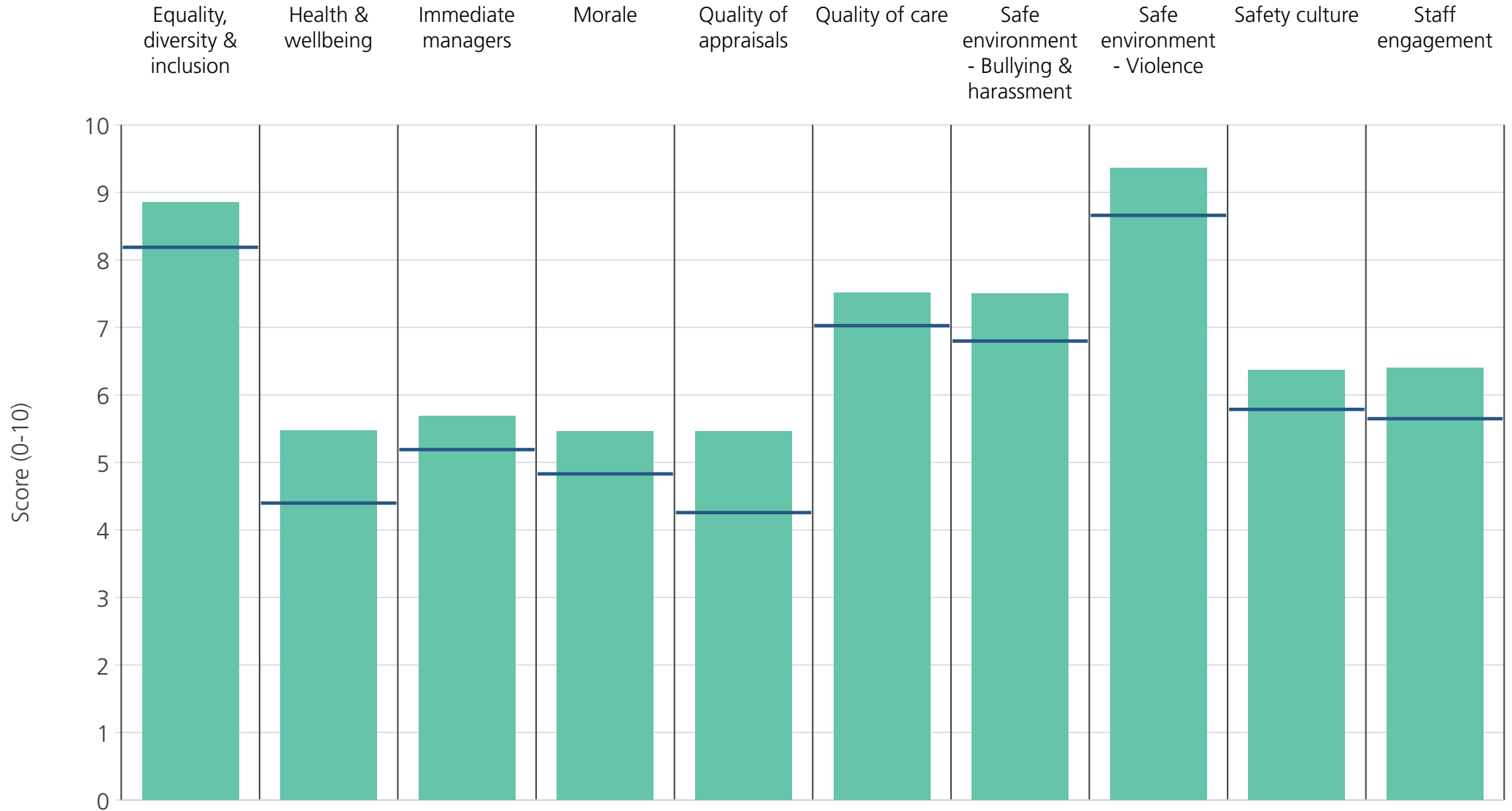
Directorate	7.8	3.6	4.5	4.4	3.4	7.2	6.2	8.1	5.4	5.2
Your org	8.2	4.4	5.2	4.8	4.3	7.0	6.8	8.7	5.8	5.6
Responses	1107	1130	1129	1105	376	1113	1126	1127	1112	1148



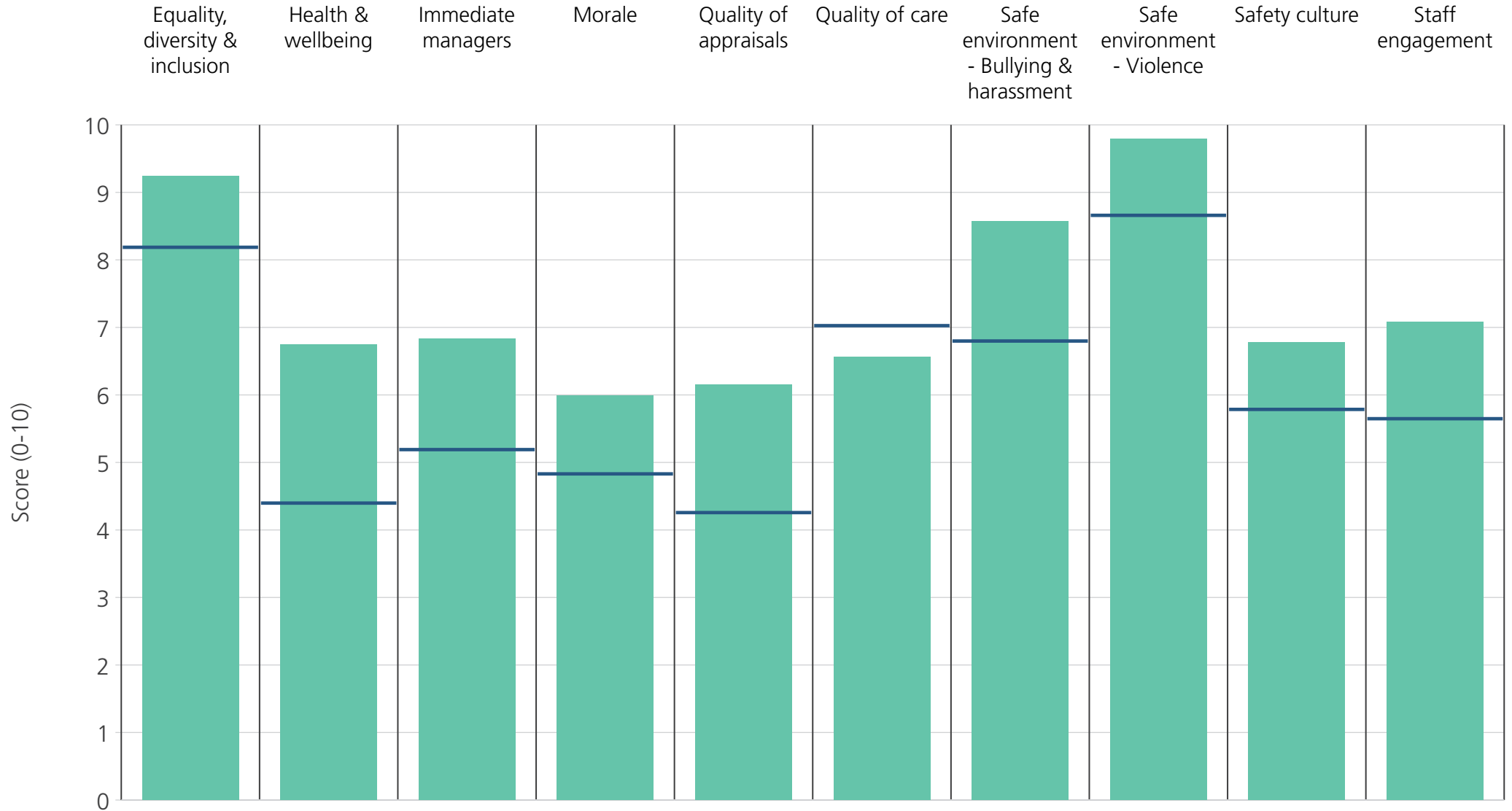
Directorate	8.4	4.3	5.4	5.2	3.2	6.9	6.8	8.2	5.8	6.2
Your org	8.2	4.4	5.2	4.8	4.3	7.0	6.8	8.7	5.8	5.6
Responses	38	38	38	38	24	34	38	38	38	38



Directorate	8.6	5.3	6.7	5.4	4.6	6.1	7.2	9.8	6.4	5.8
Your org	8.2	4.4	5.2	4.8	4.3	7.0	6.8	8.7	5.8	5.6
Responses	221	221	221	219	159	206	218	216	219	225



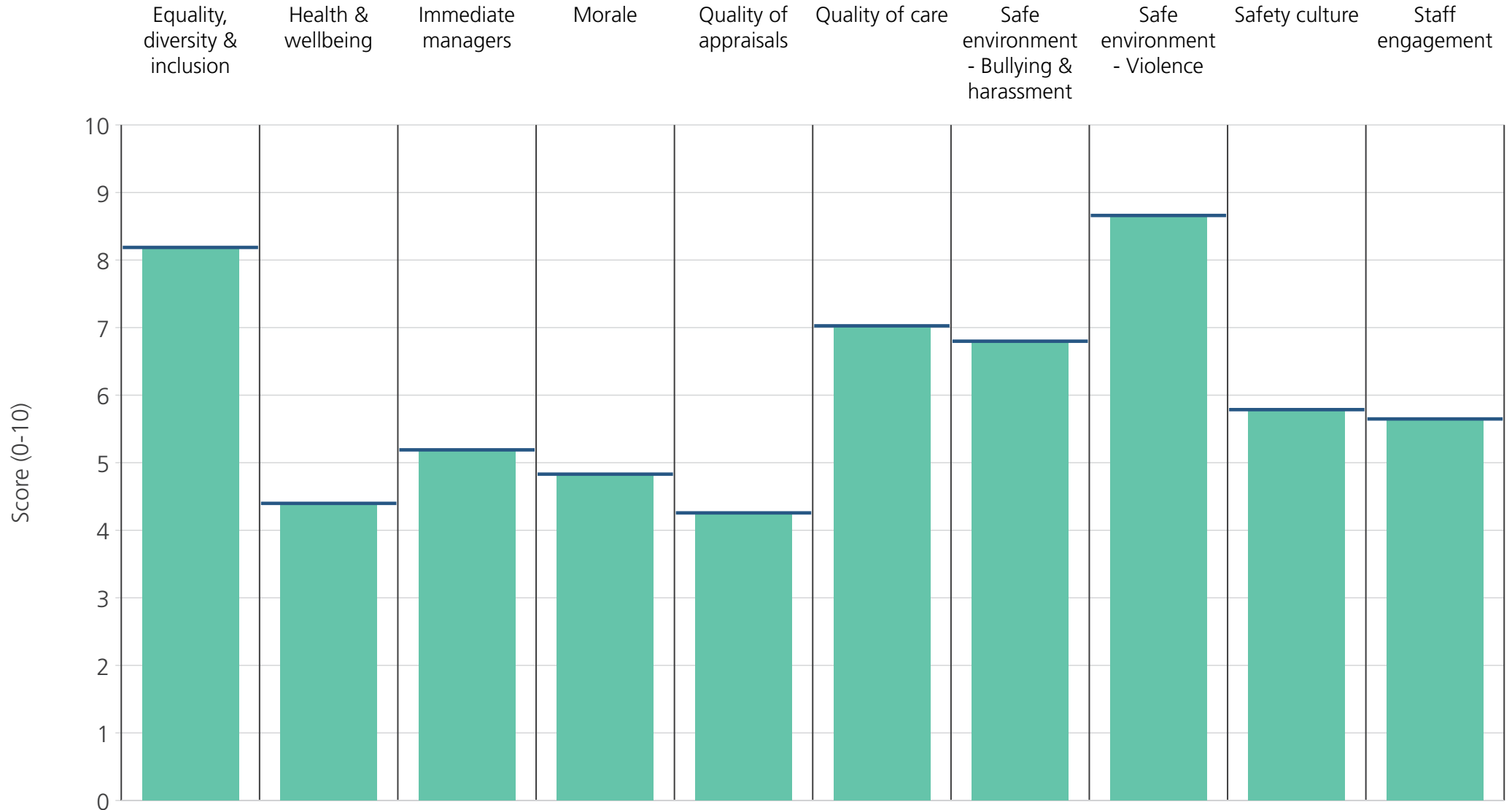
Directorate	8.8	5.5	5.7	5.5	5.5	7.5	7.5	9.4	6.4	6.4
Your org	8.2	4.4	5.2	4.8	4.3	7.0	6.8	8.7	5.8	5.6
Responses	120	123	123	120	46	117	123	122	120	127



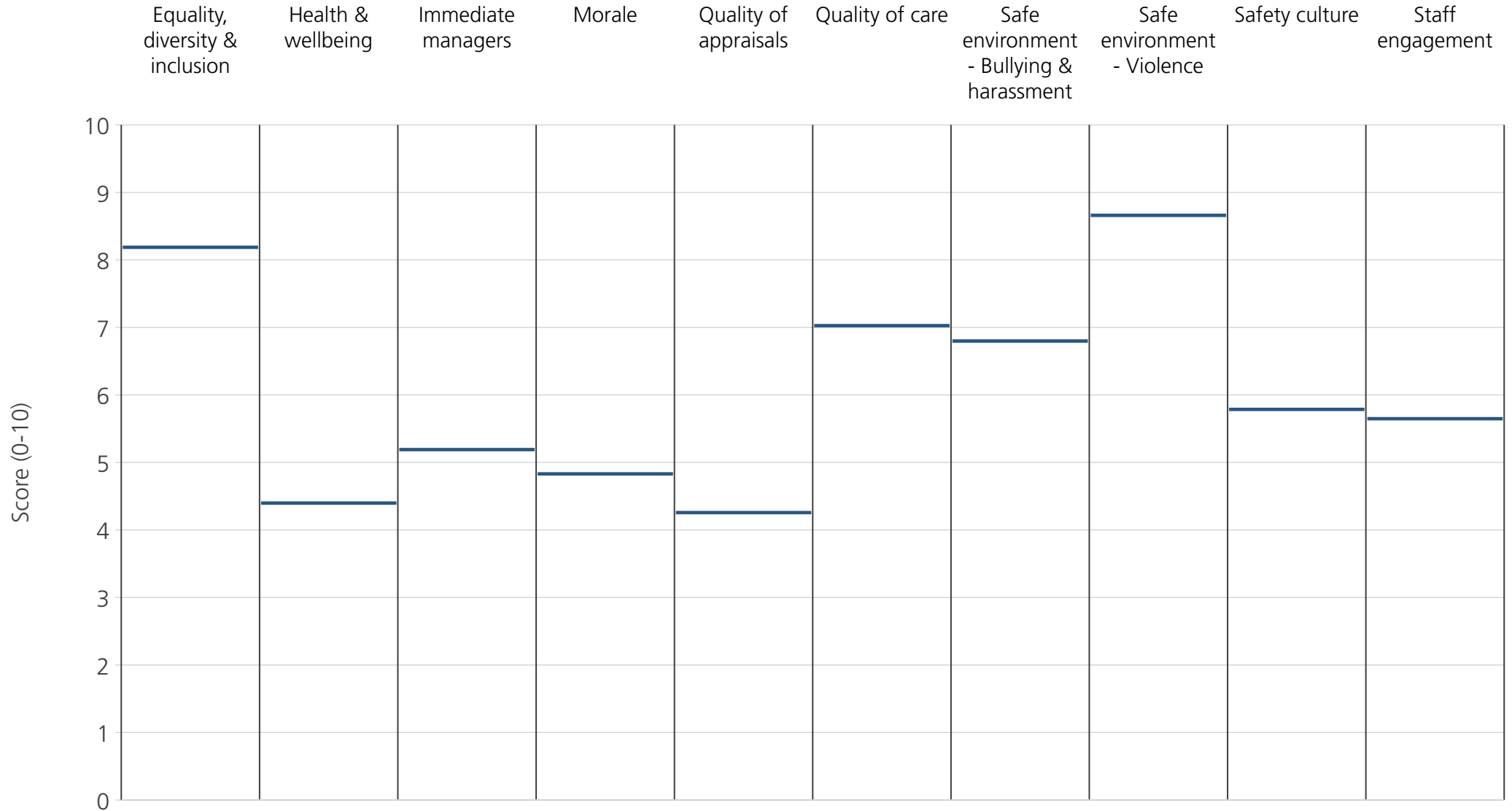
Directorate	9.2	6.7	6.8	6.0	6.2	6.6	8.6	9.8	6.8	7.1
Your org	8.2	4.4	5.2	4.8	4.3	7.0	6.8	8.7	5.8	5.6
Responses	254	255	255	254	122	117	254	252	252	254

Directorates 2

East of England Ambulance Service NHS Trust
2018 NHS Staff Survey Results



Directorate	8.2	4.4	5.2	4.8	4.3	7.0	6.8	8.7	5.8	5.6
Your org	8.2	4.4	5.2	4.8	4.3	7.0	6.8	8.7	5.8	5.6
Responses	1732	1759	1758	1728	723	1581	1751	1747	1733	1784



Directorate	8.2	4.4	5.2	4.8	4.3	7.0	6.8	8.7	5.8	5.6
Your org	8.2	4.4	5.2	4.8	4.3	7.0	6.8	8.7	5.8	5.6
Responses	8	8	8	8	4	6	8	8	8	8