

# South Central Ambulance Service NHS Foundation Trust

2018 NHS Staff Survey

**Directorate Report**

**Contents**

Introduction . . . . .	3	CCC CAT . . . . .	26
Themes – Directorates 1 . . . . .	4	Patient Care Directorate . . . . .	27
Operations - 999 . . . . .	5	Corporate Services . . . . .	28
Commercial Services . . . . .	6	CS - OTHER . . . . .	29
Operations - CCC . . . . .	7	999 Management Team . . . . .	30
Corporate Support Services . . . . .	8		
Operations - Support . . . . .	9		
Themes – Directorates 2 . . . . .	10		
CS - PTS . . . . .	11		
CCC 111 . . . . .	12		
CCC EOC . . . . .	13		
999 NW . . . . .	14		
999 SW . . . . .	15		
999 SE . . . . .	16		
999 NS . . . . .	17		
999 SN . . . . .	18		
999 NN . . . . .	19		
999 NE . . . . .	20		
HR and Education Directorate . . . . .	21		
Operational Support Services . . . . .	22		
999 Indirect Resources . . . . .	23		
Finance Directorate . . . . .	24		
999 Specialist Paramedics . . . . .	25		

This directorate report for South Central Ambulance Service NHS Foundation Trust contains results by directorate for themes from the 2018 NHS Staff Survey. These results are compared to the unweighted average for your organisation.

**Please note:** It is possible that there are differences between the 'Your org' scores reported in this directorate report and those in the benchmark report. This is because the results in the benchmark report are weighted to allow for fair comparisons between organisations of a similar type. However, in this report comparisons are made within your organisation so the unweighted organisation result is a more appropriate point of comparison.

The directorate breakdowns used in this report were provided and defined by South Central Ambulance Service NHS Foundation Trust. Details of how the theme scores were calculated are included in the Technical Document, available to download from our [results website](#).

## Key features

Breakdown type and **directorate name** are specified in the header. Black text in the header is hyperlinked: clicking on '2018 NHS Staff Survey Results' navigates back to the contents page.

Directorate results are presented in the context of the (unweighted) **organisation average ('Your org')**, so it is easy to tell if a directorate is performing better or worse than the organisation average. For all themes, a higher score is a better result than a lower score.

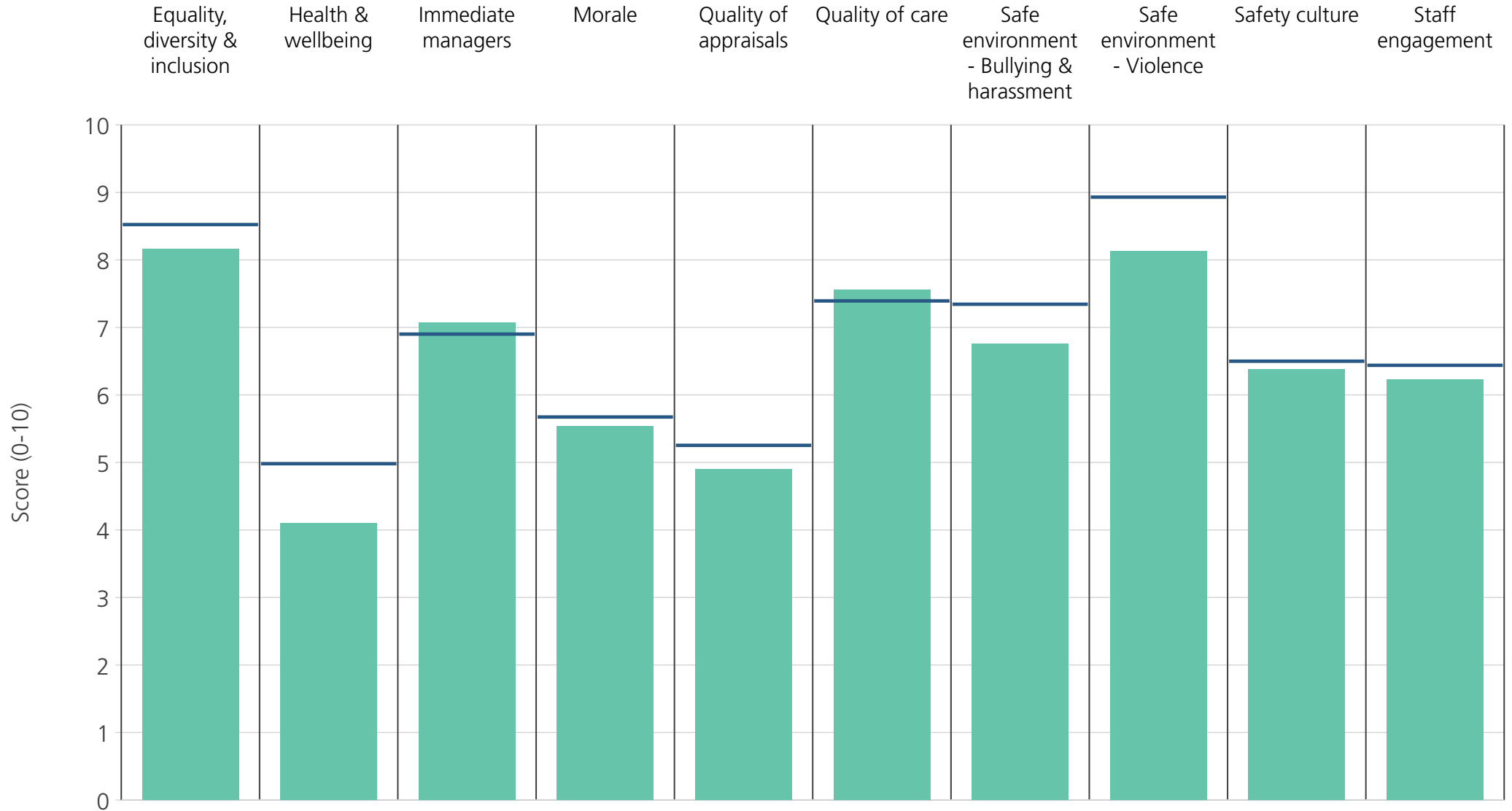
The **number of responses** feeding into each theme score **for the given directorate** is specified below the table containing the directorate and trust scores.



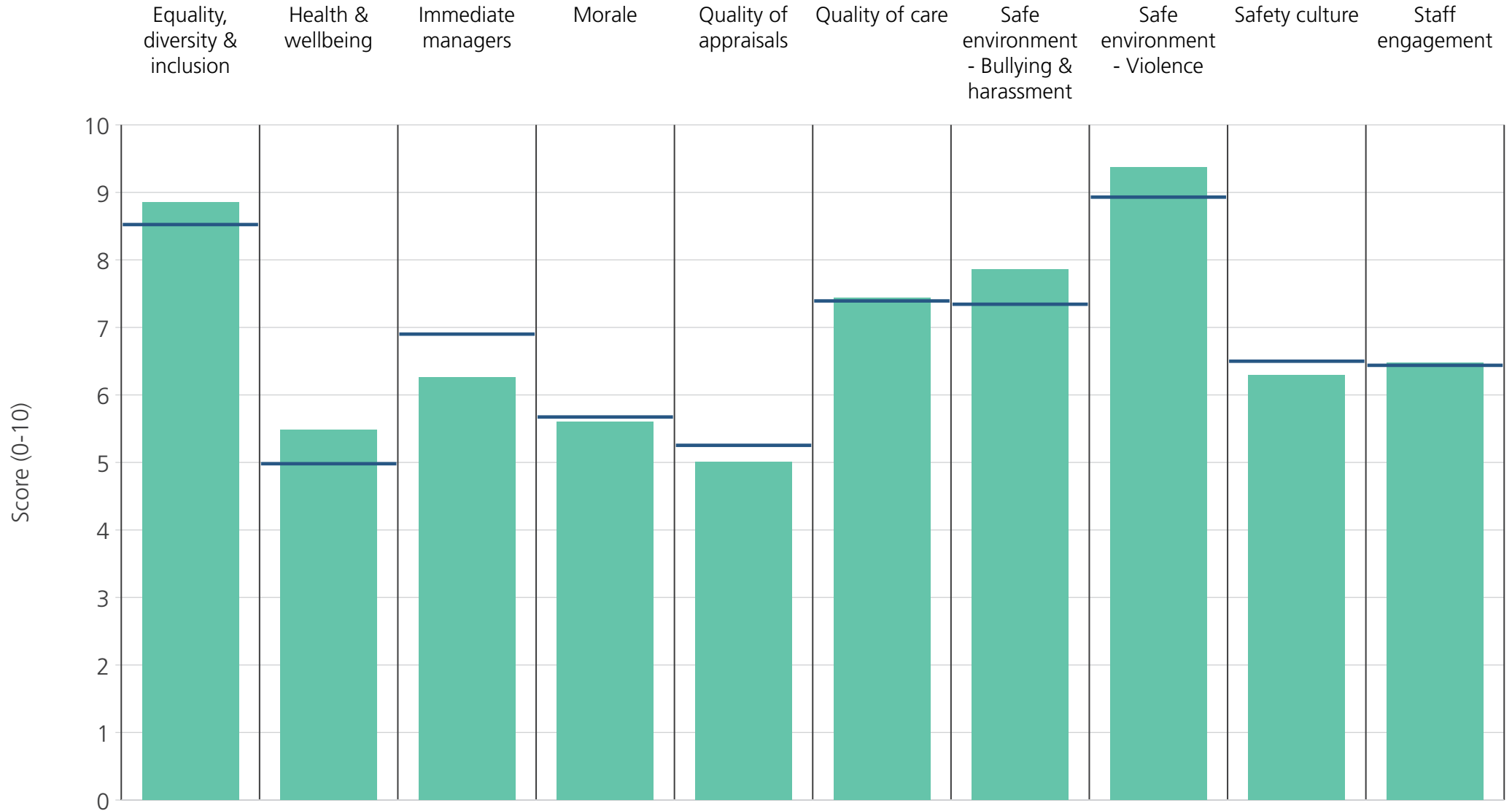
**! Note:** when there are less than 11 responses in a group, results are suppressed to protect staff confidentiality

# Directorates 1

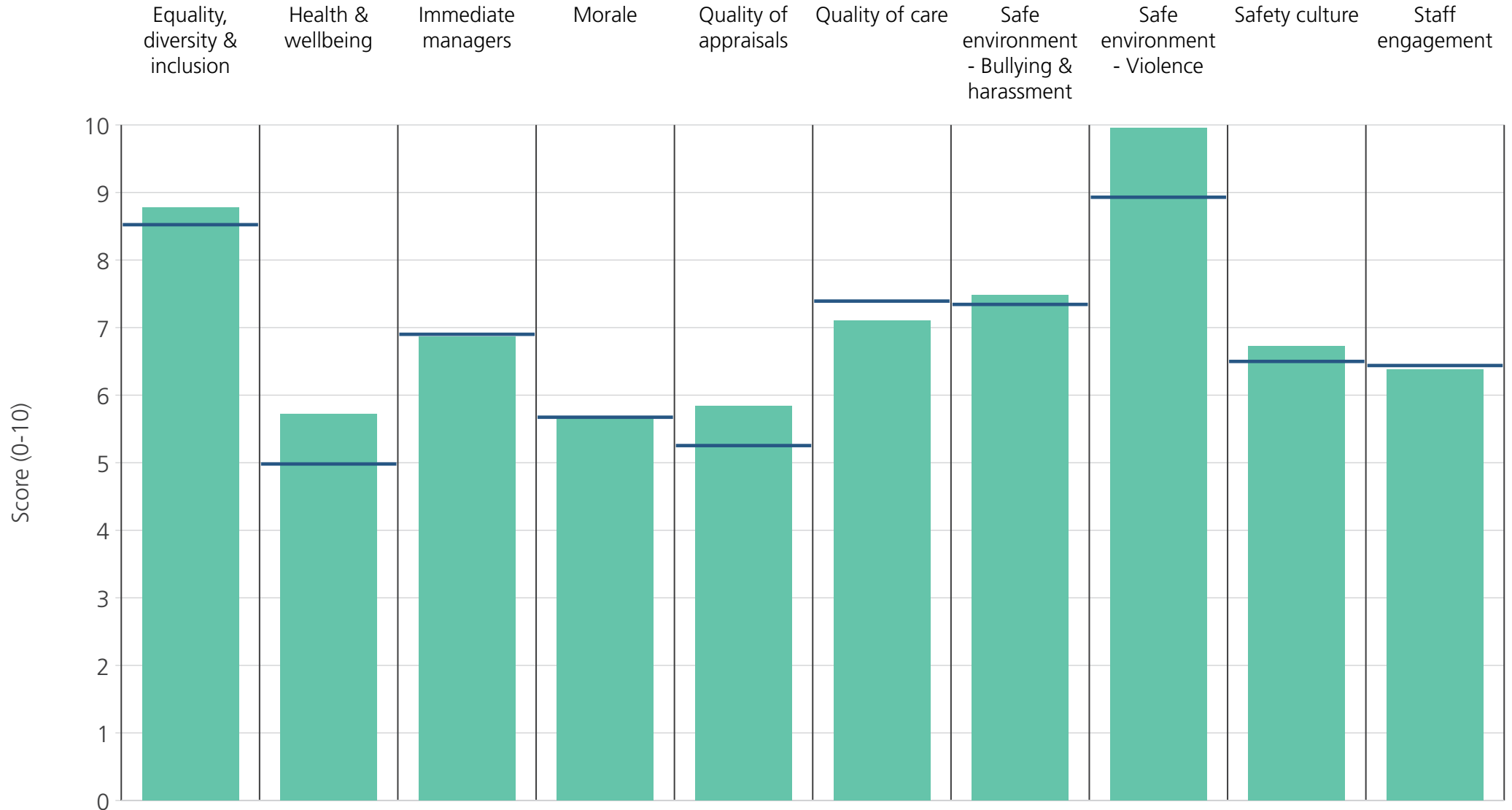
South Central Ambulance Service NHS Foundation Trust  
2018 NHS Staff Survey Results



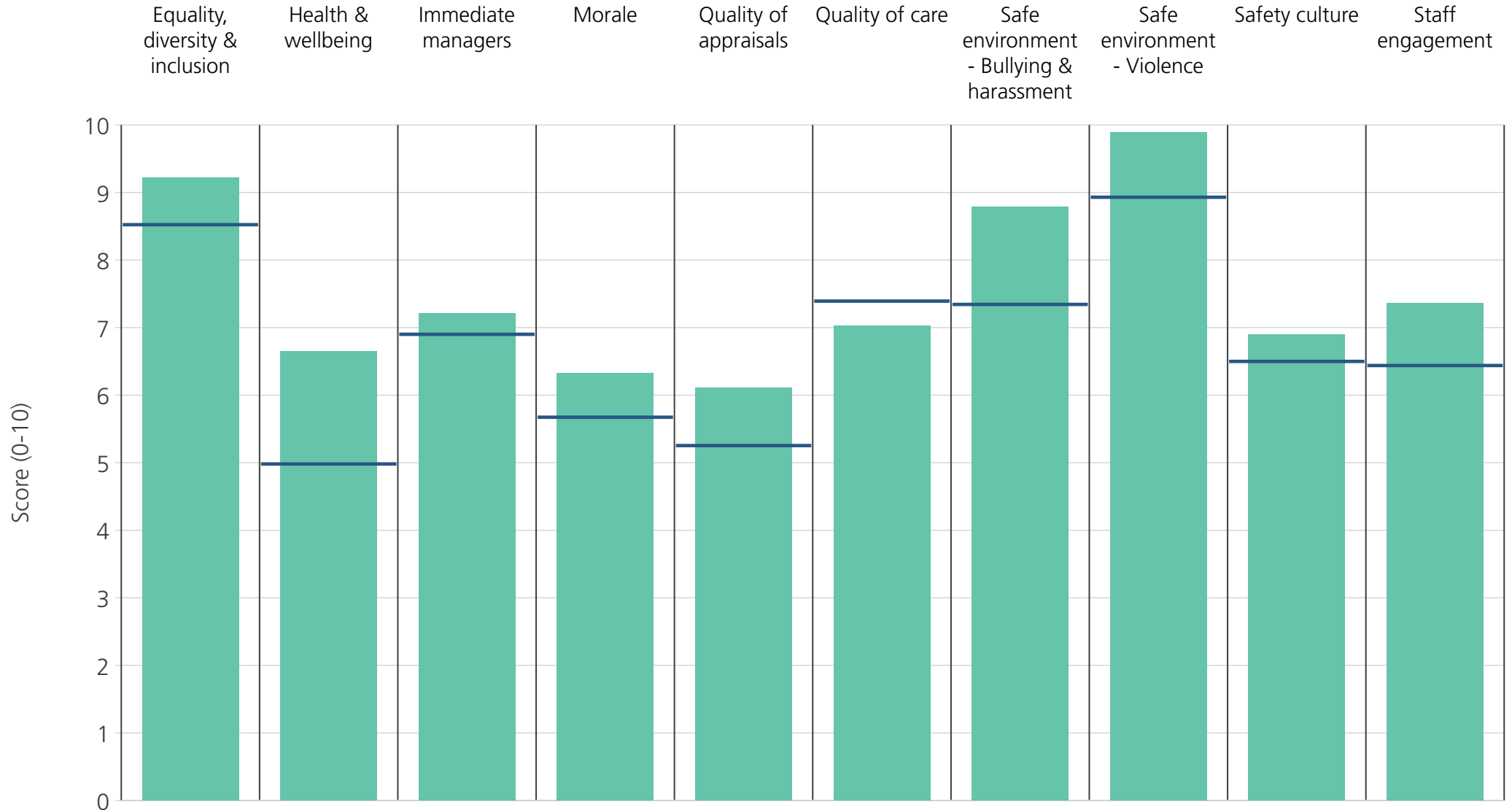
<b>Directorate</b>	8.2	4.1	7.1	5.5	4.9	7.6	6.8	8.1	6.4	6.2
<b>Your org</b>	8.5	5.0	6.9	5.7	5.3	7.4	7.3	8.9	6.5	6.4
<b>Responses</b>	1069	1069	1076	1057	908	1069	1065	1061	1066	1088



<b>Directorate</b>	8.9	5.5	6.3	5.6	5.0	7.4	7.9	9.4	6.3	6.5
<b>Your org</b>	8.5	5.0	6.9	5.7	5.3	7.4	7.3	8.9	6.5	6.4
<b>Responses</b>	302	311	312	306	222	297	301	301	308	317

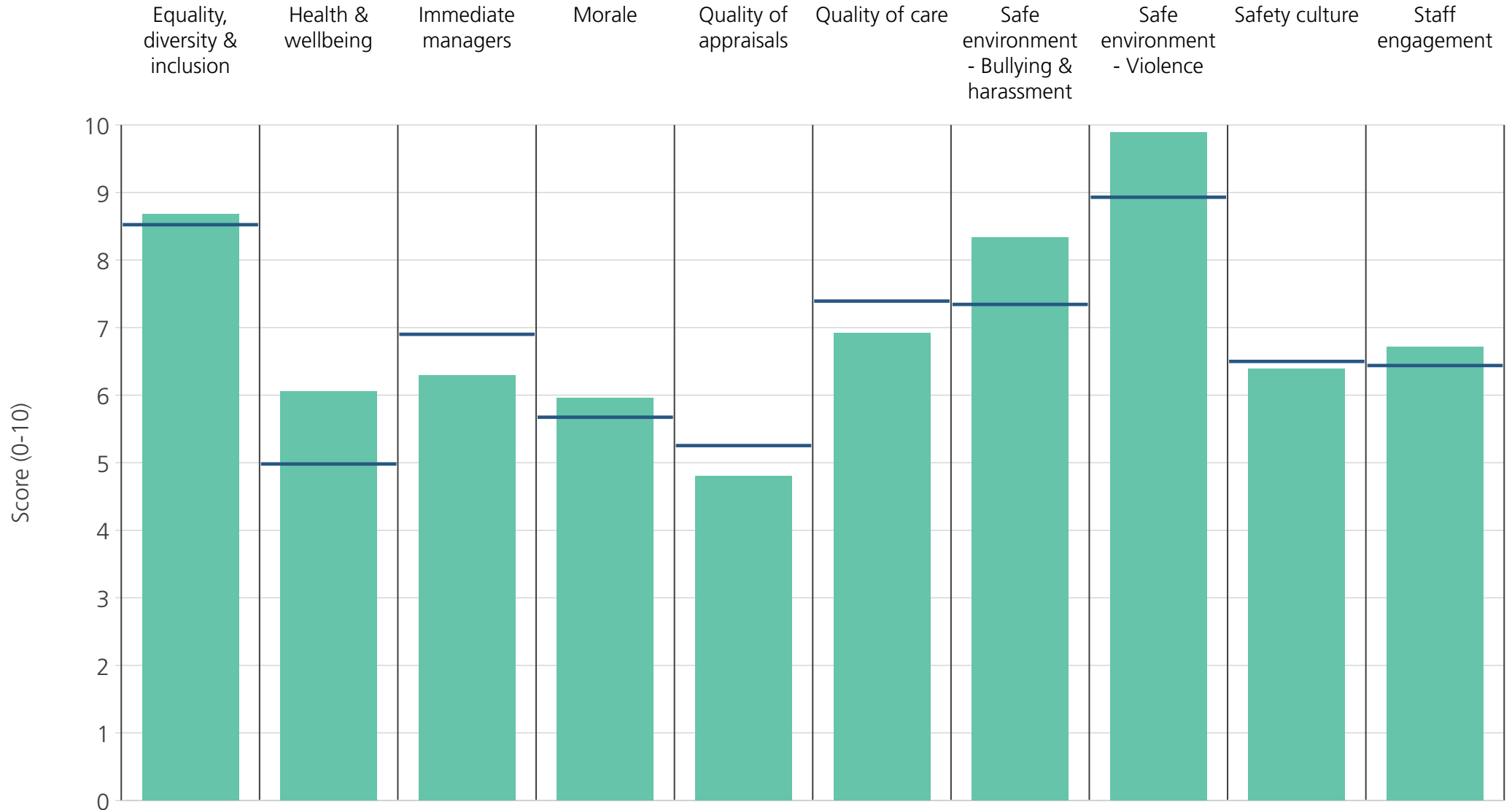


<b>Directorate</b>	8.8	5.7	6.9	5.7	5.8	7.1	7.5	10.0	6.7	6.4
<b>Your org</b>	8.5	5.0	6.9	5.7	5.3	7.4	7.3	8.9	6.5	6.4
<b>Responses</b>	431	434	434	429	363	422	427	425	432	438



<b>Directorate</b>	9.2	6.6	7.2	6.3	6.1	7.0	8.8	9.9	6.9	7.4
<b>Your org</b>	8.5	5.0	6.9	5.7	5.3	7.4	7.3	8.9	6.5	6.4
<b>Responses</b>	242	244	244	244	211	133	243	242	244	246

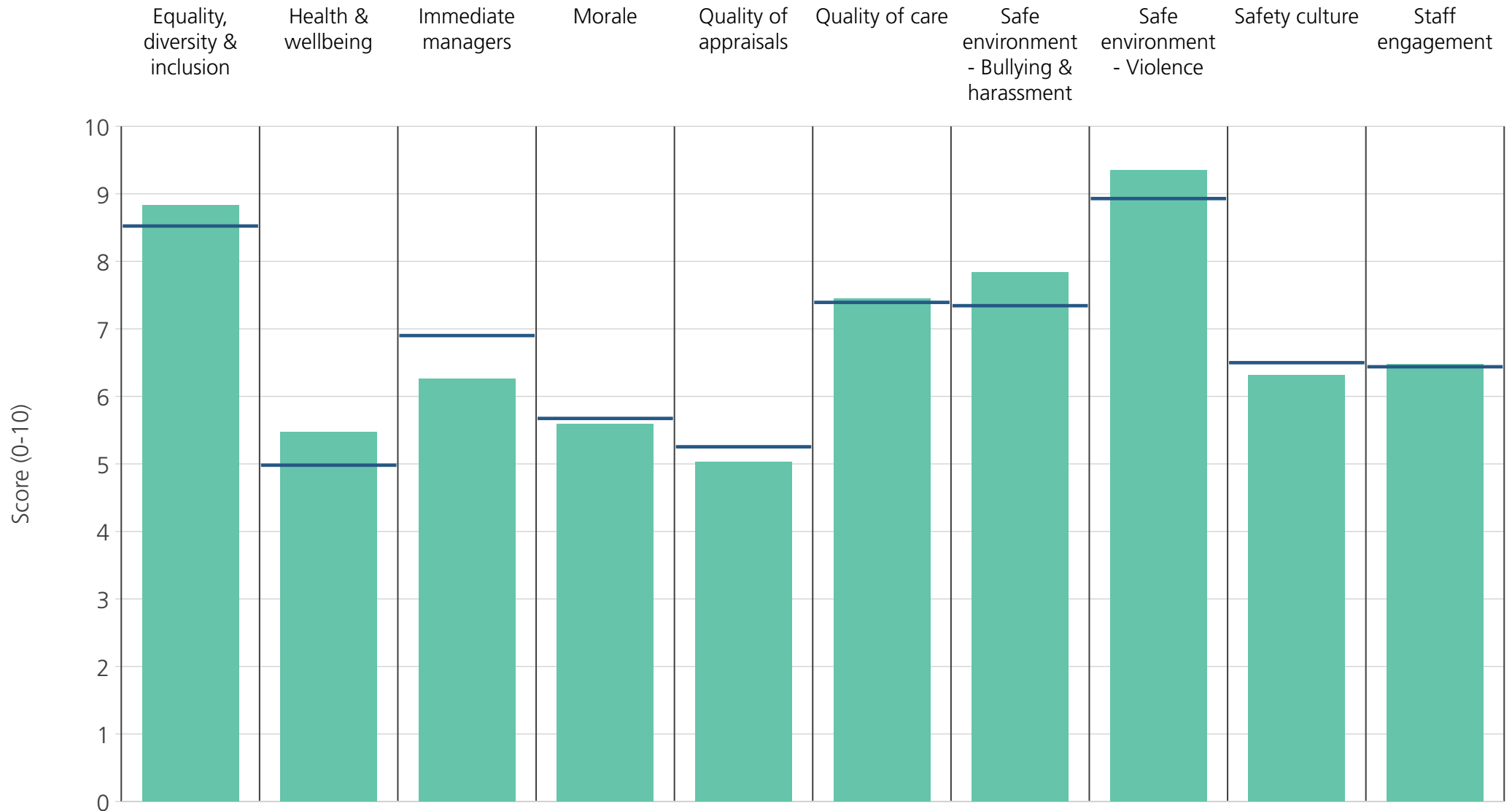




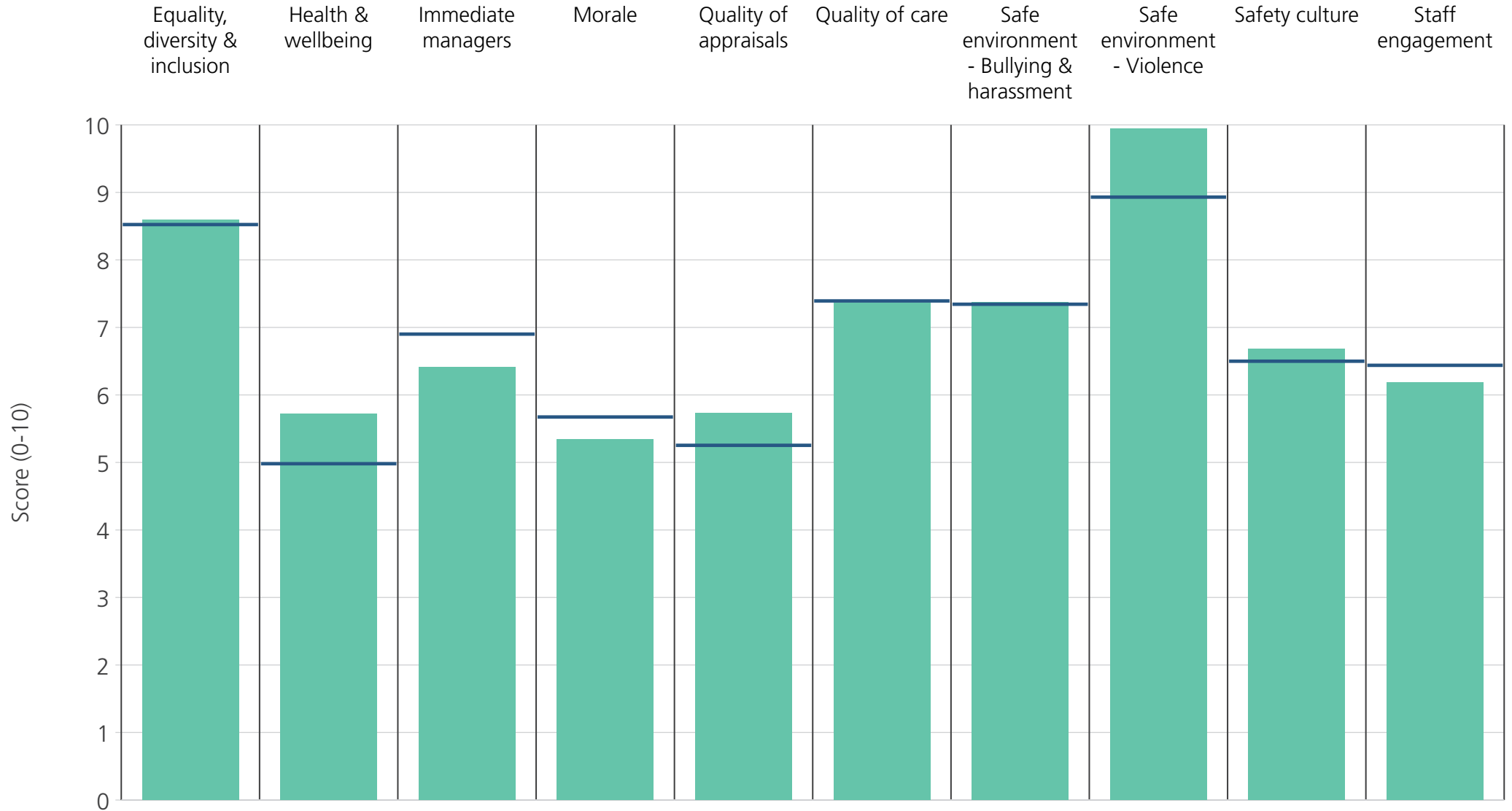
<b>Directorate</b>	8.7	6.1	6.3	6.0	4.8	6.9	8.3	9.9	6.4	6.7
<b>Your org</b>	8.5	5.0	6.9	5.7	5.3	7.4	7.3	8.9	6.5	6.4
<b>Responses</b>	58	58	59	59	45	40	58	58	59	60

# Directorates 2

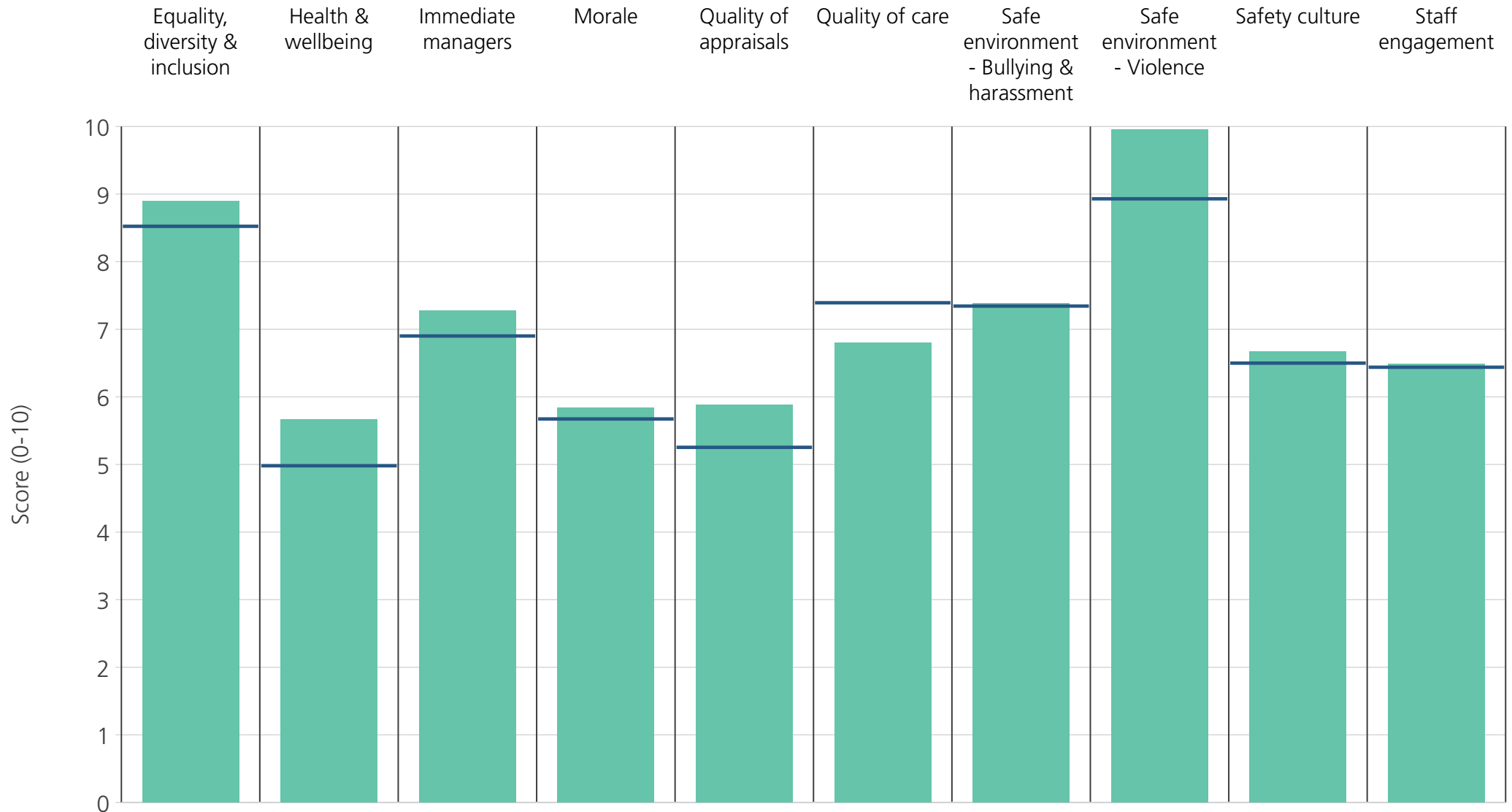
South Central Ambulance Service NHS Foundation Trust  
2018 NHS Staff Survey Results



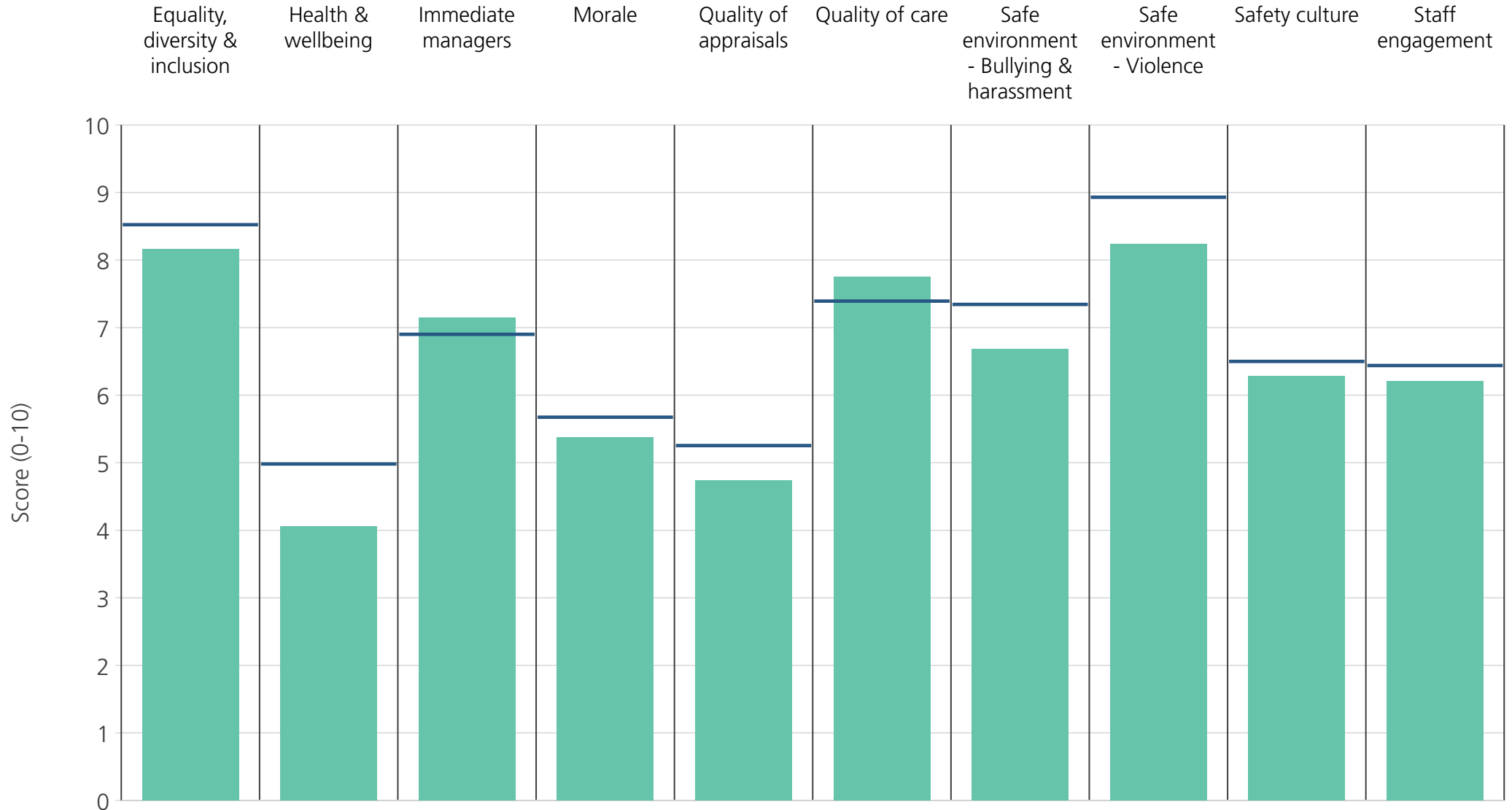
<b>Directorate</b>	8.8	5.5	6.3	5.6	5.0	7.4	7.8	9.4	6.3	6.5
<b>Your org</b>	8.5	5.0	6.9	5.7	5.3	7.4	7.3	8.9	6.5	6.4
<b>Responses</b>	294	303	304	298	215	293	294	294	300	309



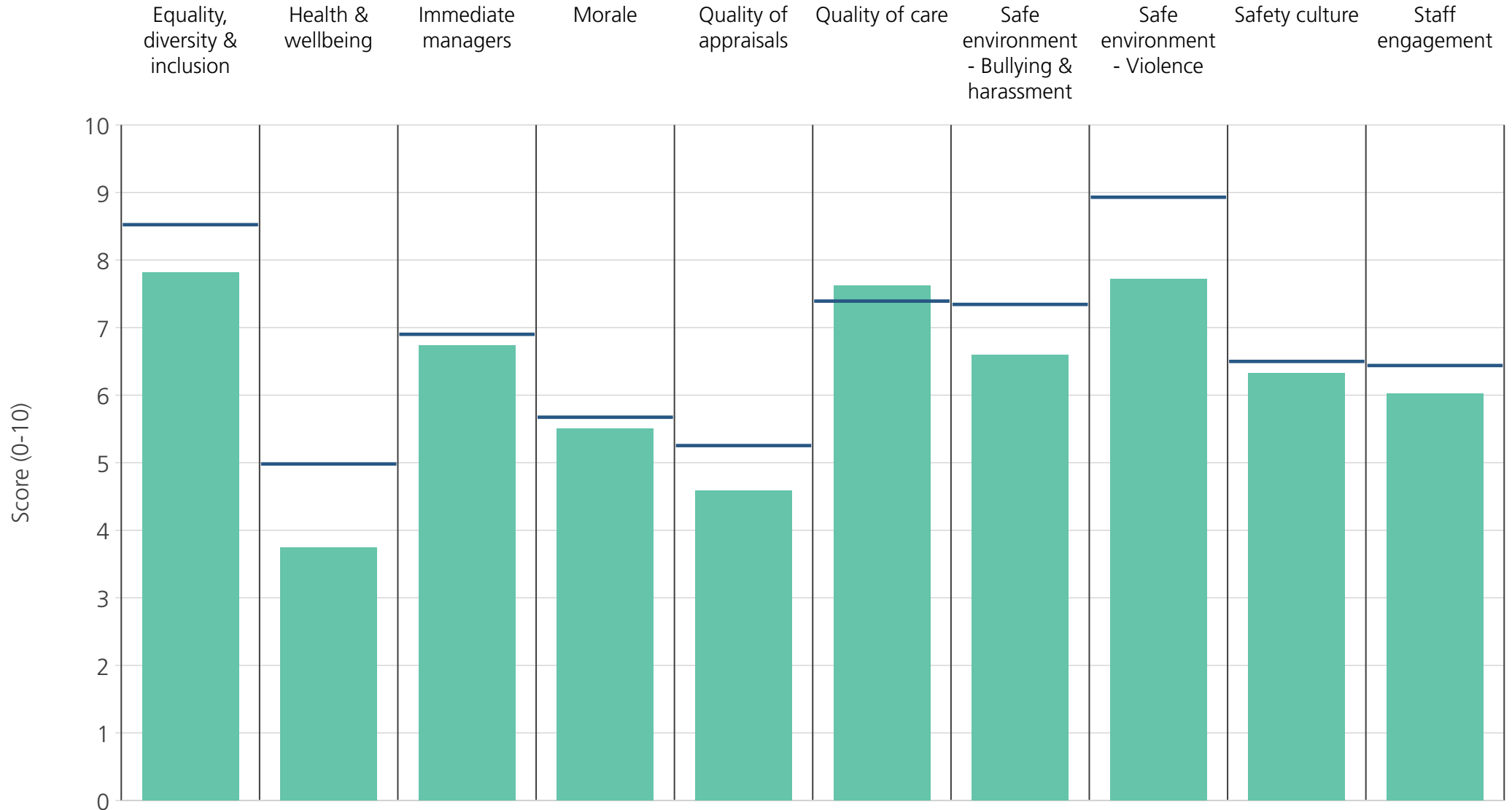
<b>Directorate</b>	8.6	5.7	6.4	5.3	5.7	7.4	7.4	9.9	6.7	6.2
<b>Your org</b>	8.5	5.0	6.9	5.7	5.3	7.4	7.3	8.9	6.5	6.4
<b>Responses</b>	186	188	188	184	138	185	185	185	187	190



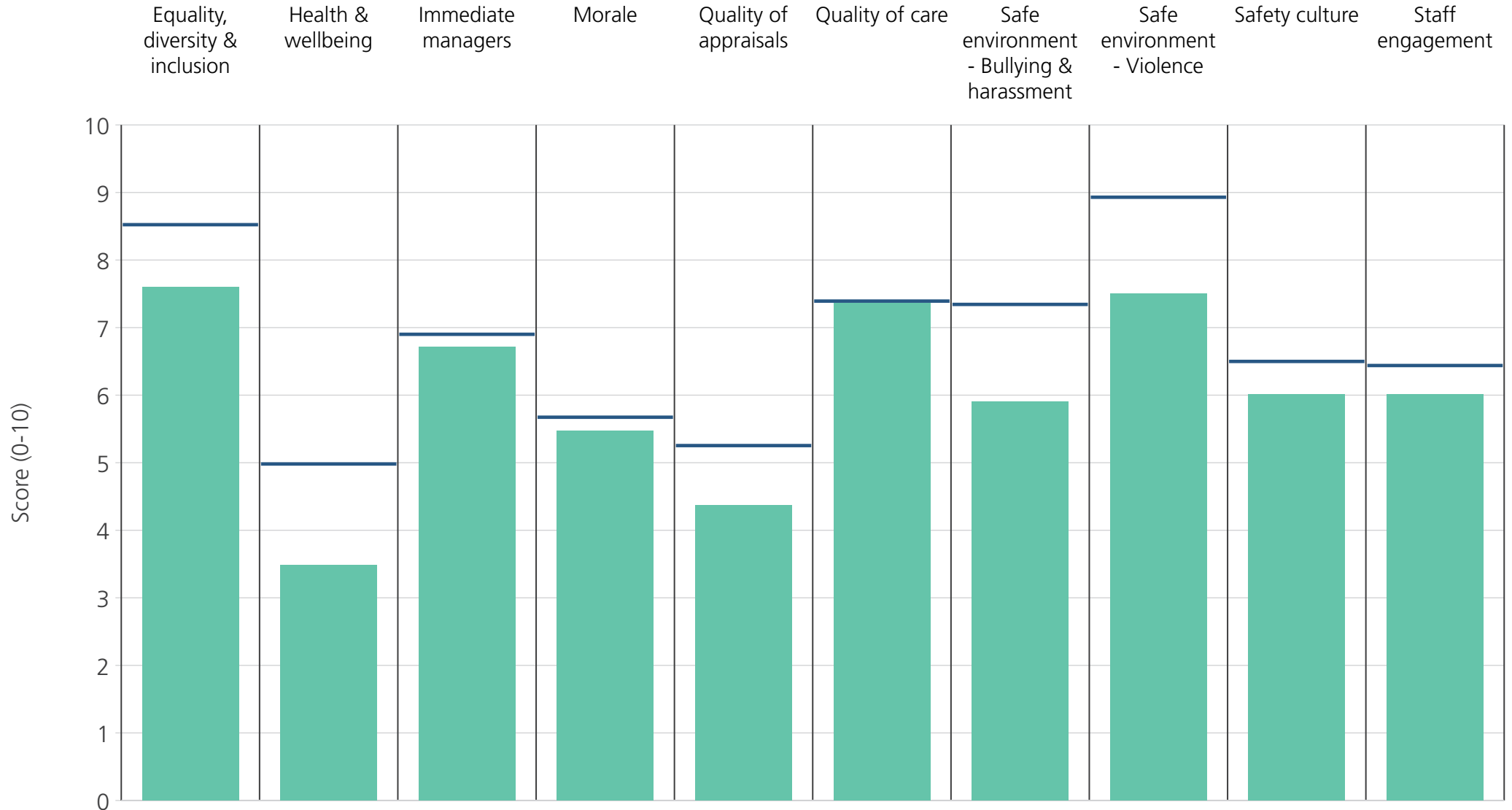
<b>Directorate</b>	8.9	5.7	7.3	5.8	5.9	6.8	7.4	10.0	6.7	6.5
<b>Your org</b>	8.5	5.0	6.9	5.7	5.3	7.4	7.3	8.9	6.5	6.4
<b>Responses</b>	208	209	208	208	191	204	206	204	208	210



<b>Directorate</b>	8.2	4.1	7.1	5.4	4.7	7.7	6.7	8.2	6.3	6.2
<b>Your org</b>	8.5	5.0	6.9	5.7	5.3	7.4	7.3	8.9	6.5	6.4
<b>Responses</b>	159	159	161	159	134	160	159	157	159	162

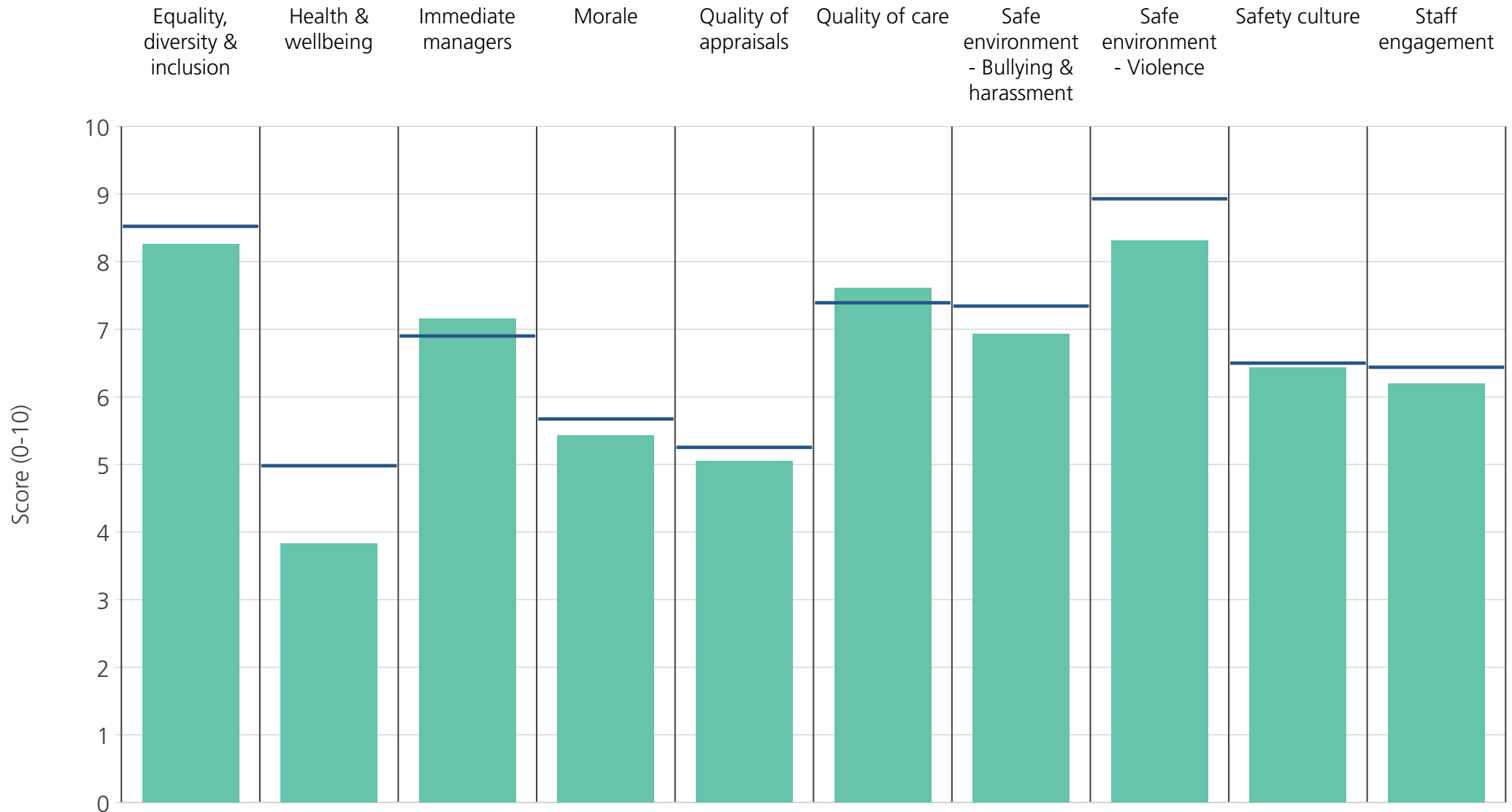


<b>Directorate</b>	7.8	3.7	6.7	5.5	4.6	7.6	6.6	7.7	6.3	6.0
<b>Your org</b>	8.5	5.0	6.9	5.7	5.3	7.4	7.3	8.9	6.5	6.4
<b>Responses</b>	134	135	135	130	117	133	134	133	132	137

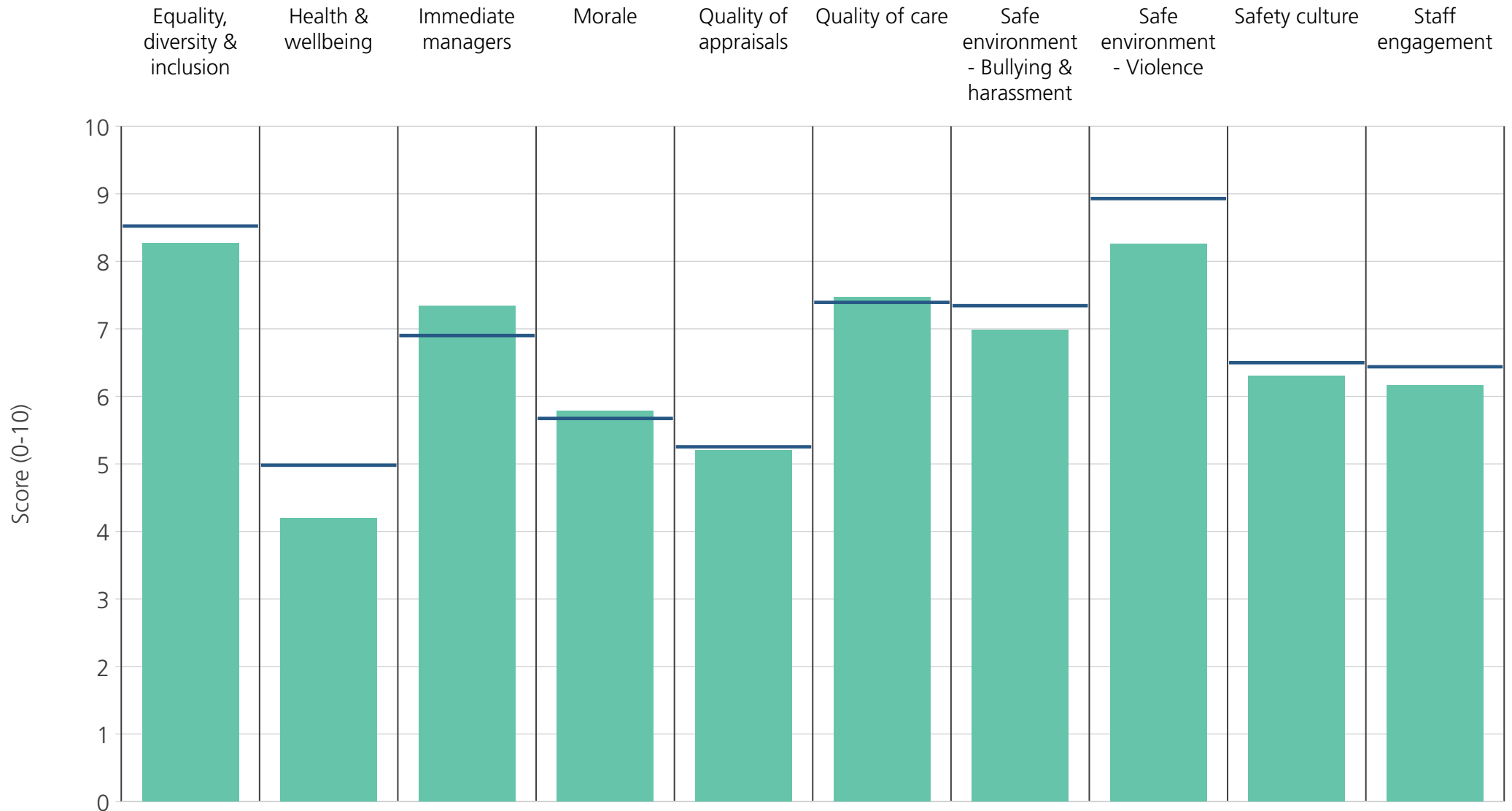


<b>Directorate</b>	7.6	3.5	6.7	5.5	4.4	7.4	5.9	7.5	6.0	6.0
<b>Your org</b>	8.5	5.0	6.9	5.7	5.3	7.4	7.3	8.9	6.5	6.4
<b>Responses</b>	127	127	128	126	107	129	127	127	126	131

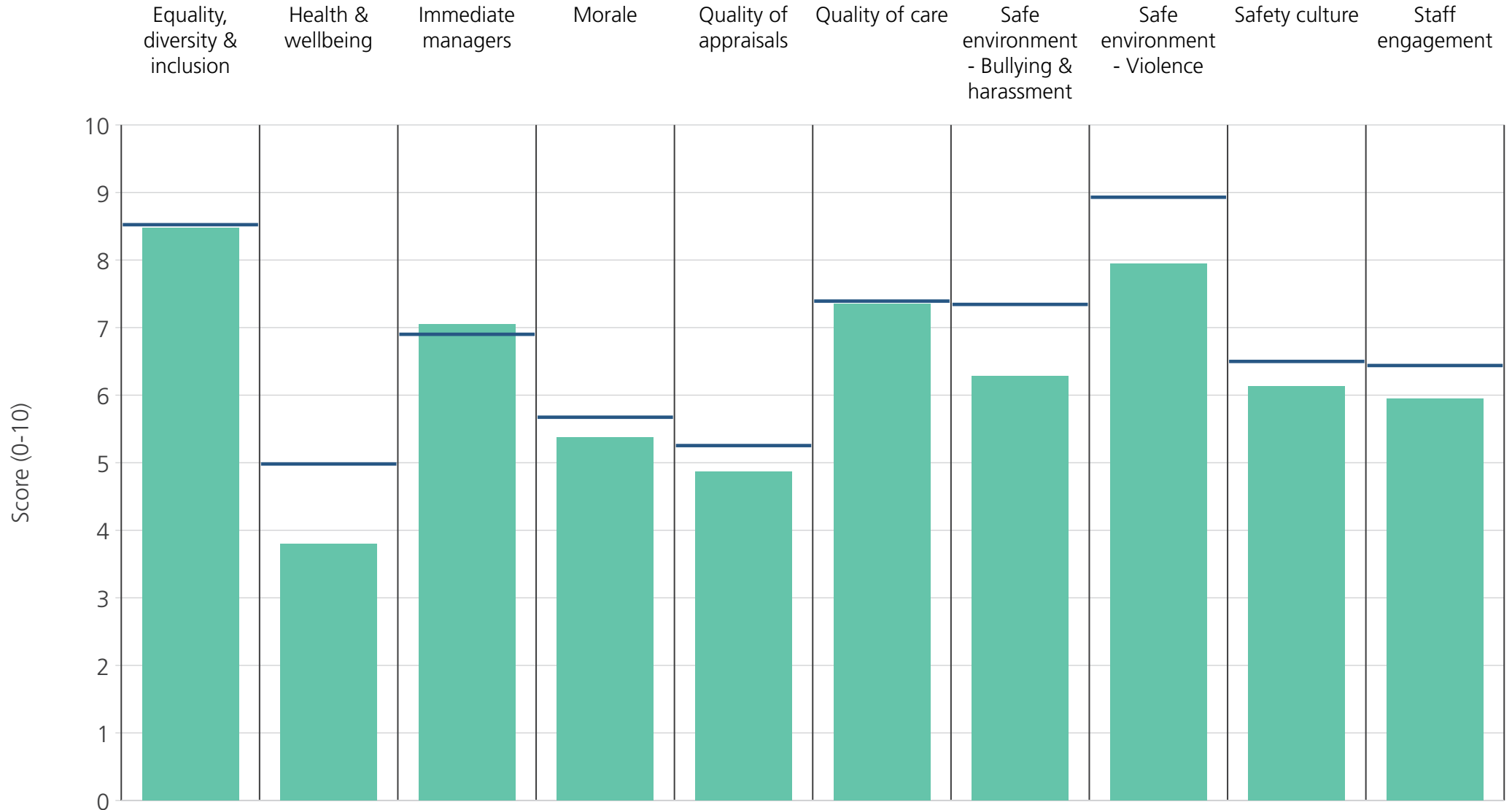




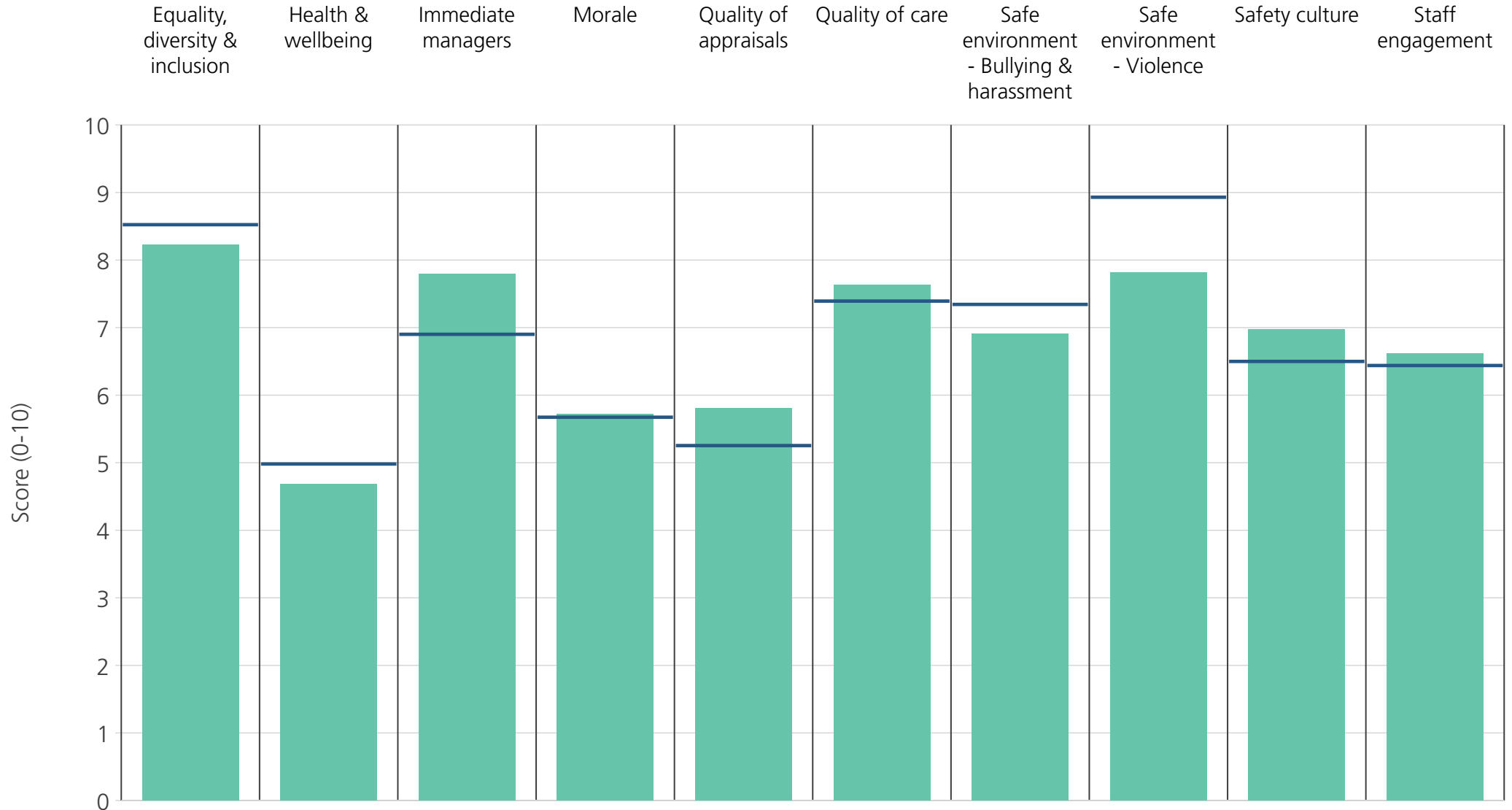
<b>Directorate</b>	8.3	3.8	7.2	5.4	5.1	7.6	6.9	8.3	6.4	6.2
<b>Your org</b>	8.5	5.0	6.9	5.7	5.3	7.4	7.3	8.9	6.5	6.4
<b>Responses</b>	164	163	164	161	138	164	164	164	164	166



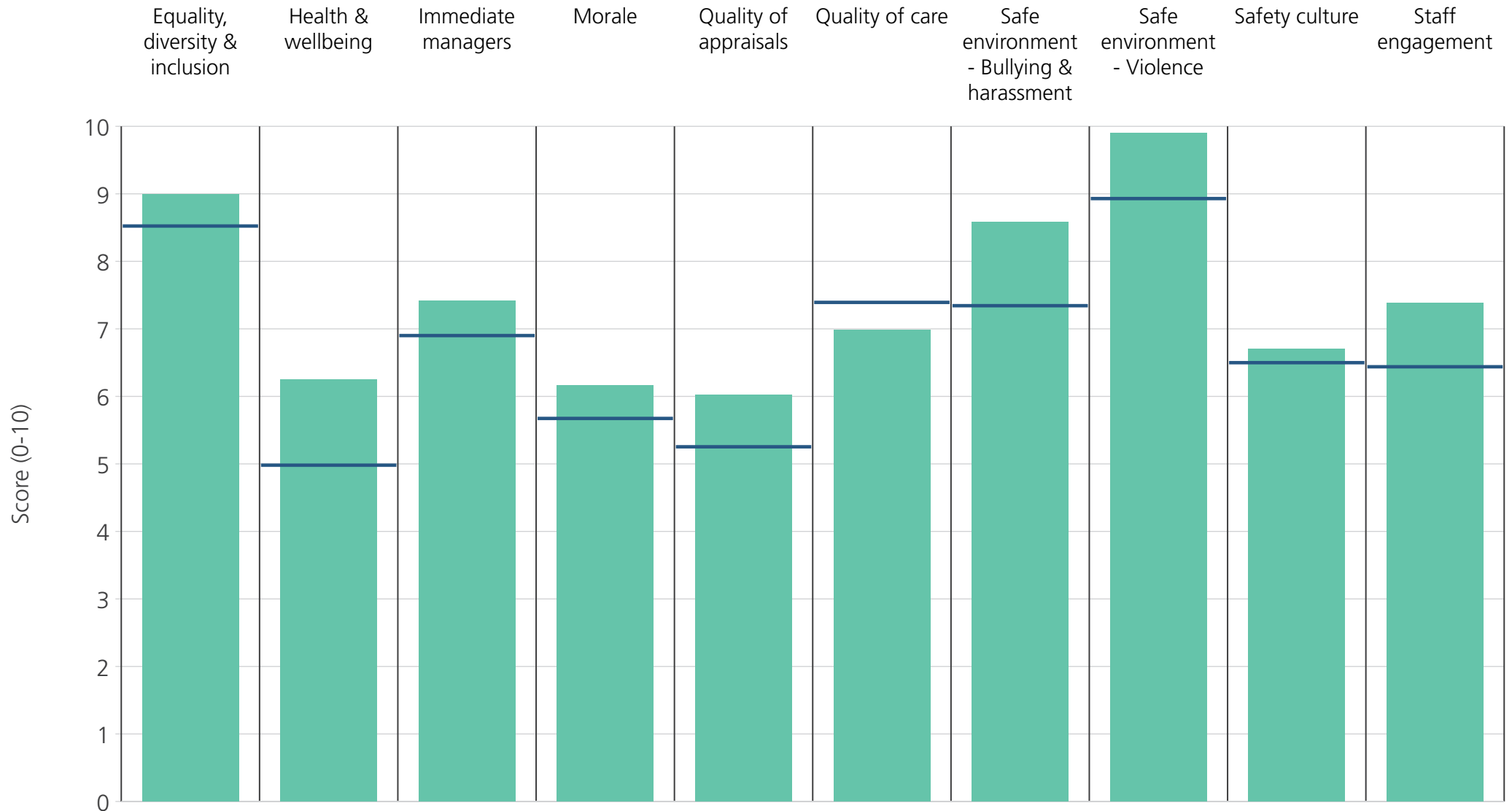
<b>Directorate</b>	8.3	4.2	7.3	5.8	5.2	7.5	7.0	8.3	6.3	6.2
<b>Your org</b>	8.5	5.0	6.9	5.7	5.3	7.4	7.3	8.9	6.5	6.4
<b>Responses</b>	127	126	128	123	103	127	126	126	126	129



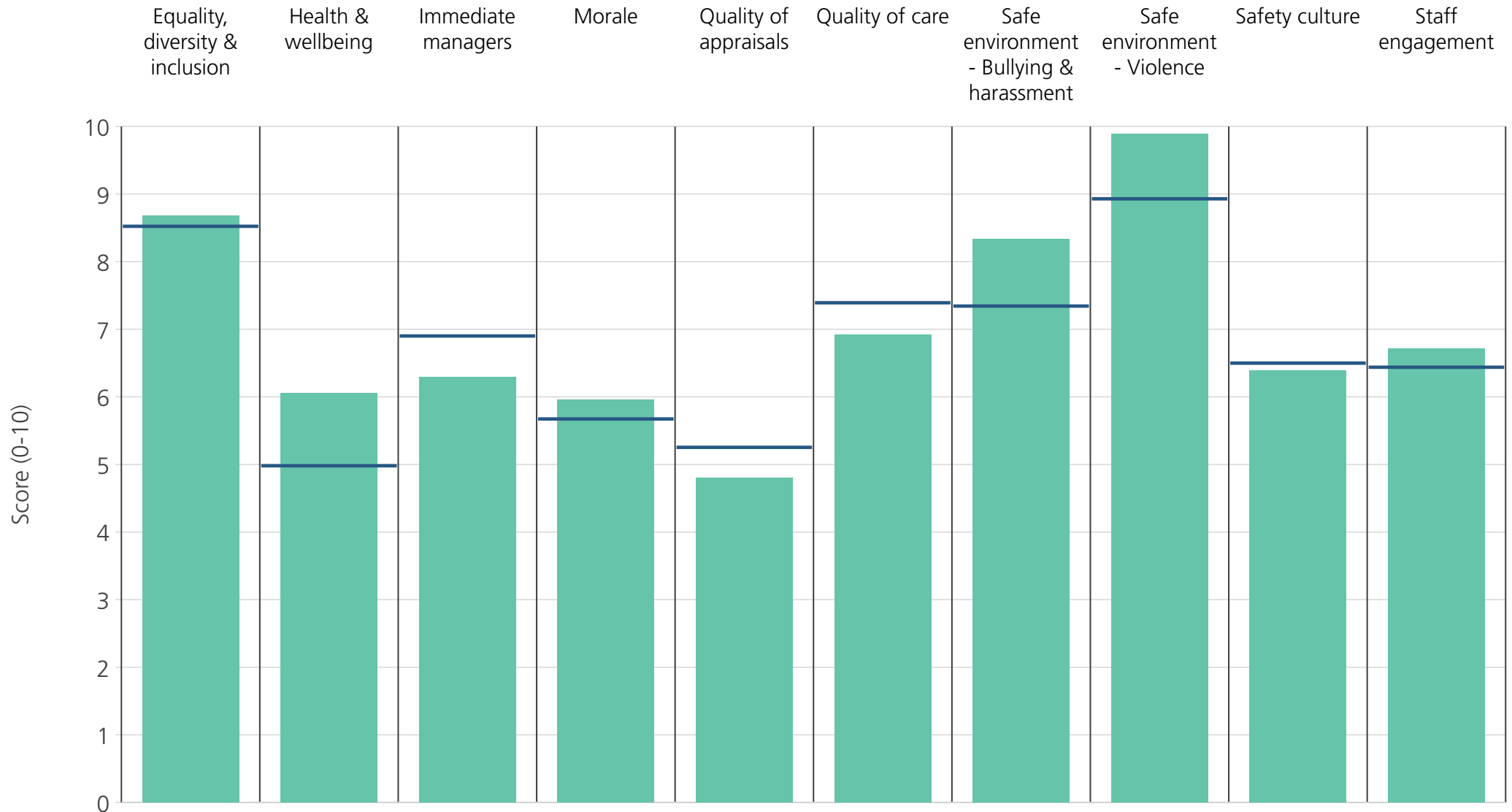
<b>Directorate</b>	8.5	3.8	7.1	5.4	4.9	7.4	6.3	7.9	6.1	5.9
<b>Your org</b>	8.5	5.0	6.9	5.7	5.3	7.4	7.3	8.9	6.5	6.4
<b>Responses</b>	103	104	104	104	97	103	104	104	105	105



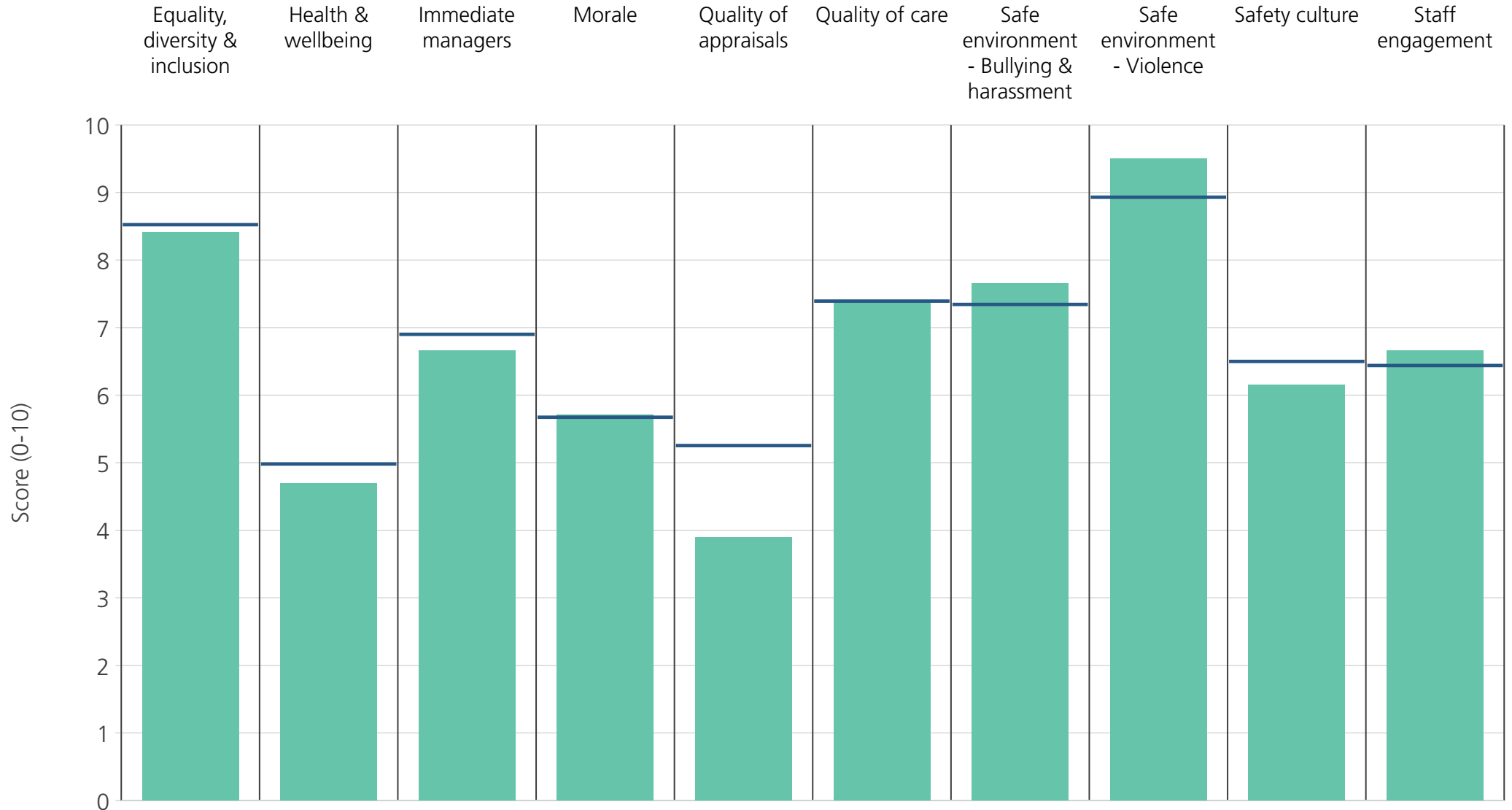
<b>Directorate</b>	8.2	4.7	7.8	5.7	5.8	7.6	6.9	7.8	7.0	6.6
<b>Your org</b>	8.5	5.0	6.9	5.7	5.3	7.4	7.3	8.9	6.5	6.4
<b>Responses</b>	138	138	139	137	113	139	137	137	137	140



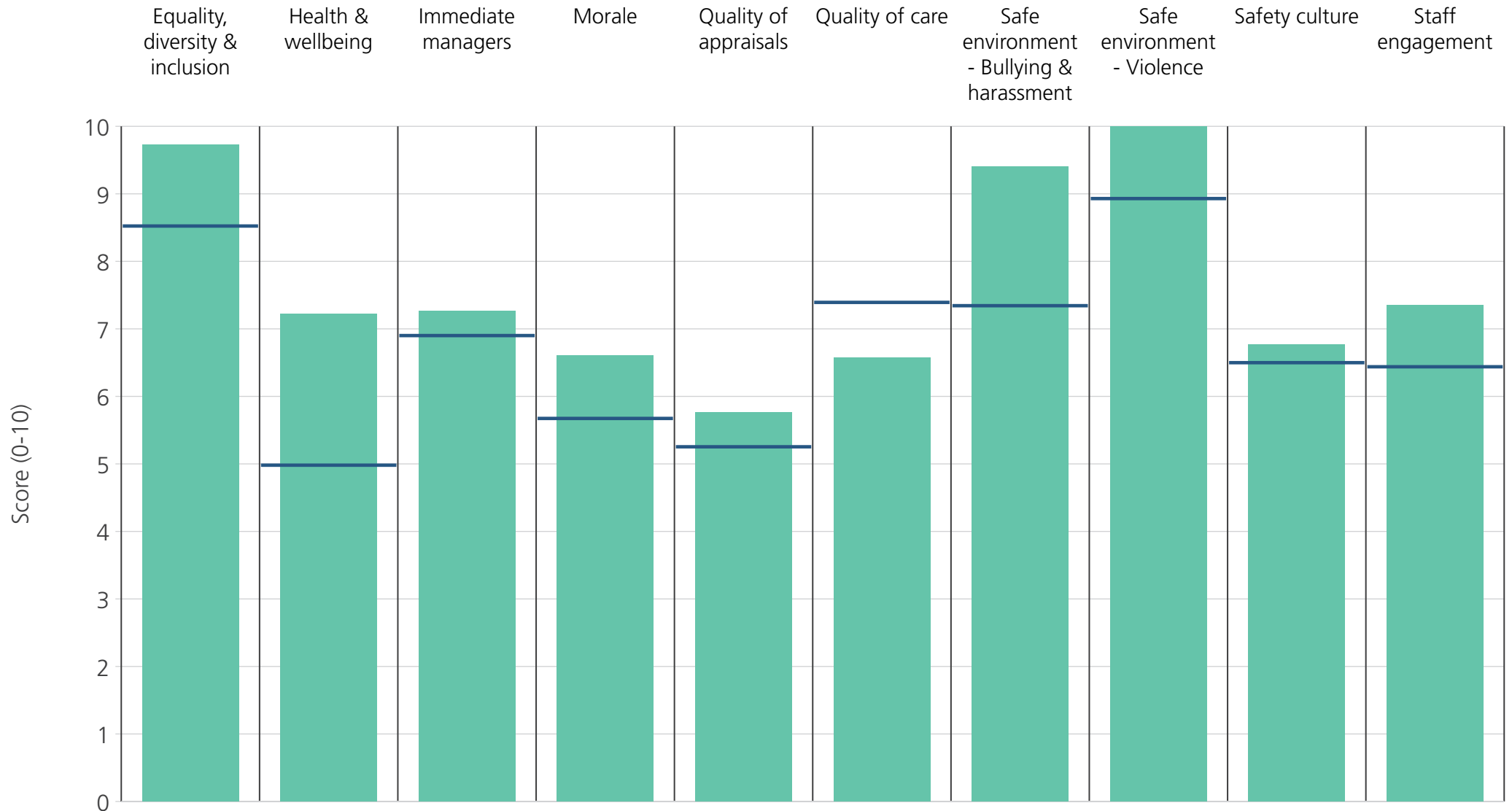
<b>Directorate</b>	9.0	6.3	7.4	6.2	6.0	7.0	8.6	9.9	6.7	7.4
<b>Your org</b>	8.5	5.0	6.9	5.7	5.3	7.4	7.3	8.9	6.5	6.4
<b>Responses</b>	102	103	102	103	93	54	102	101	103	105



<b>Directorate</b>	8.7	6.1	6.3	6.0	4.8	6.9	8.3	9.9	6.4	6.7
<b>Your org</b>	8.5	5.0	6.9	5.7	5.3	7.4	7.3	8.9	6.5	6.4
<b>Responses</b>	58	58	59	59	45	40	58	58	59	60

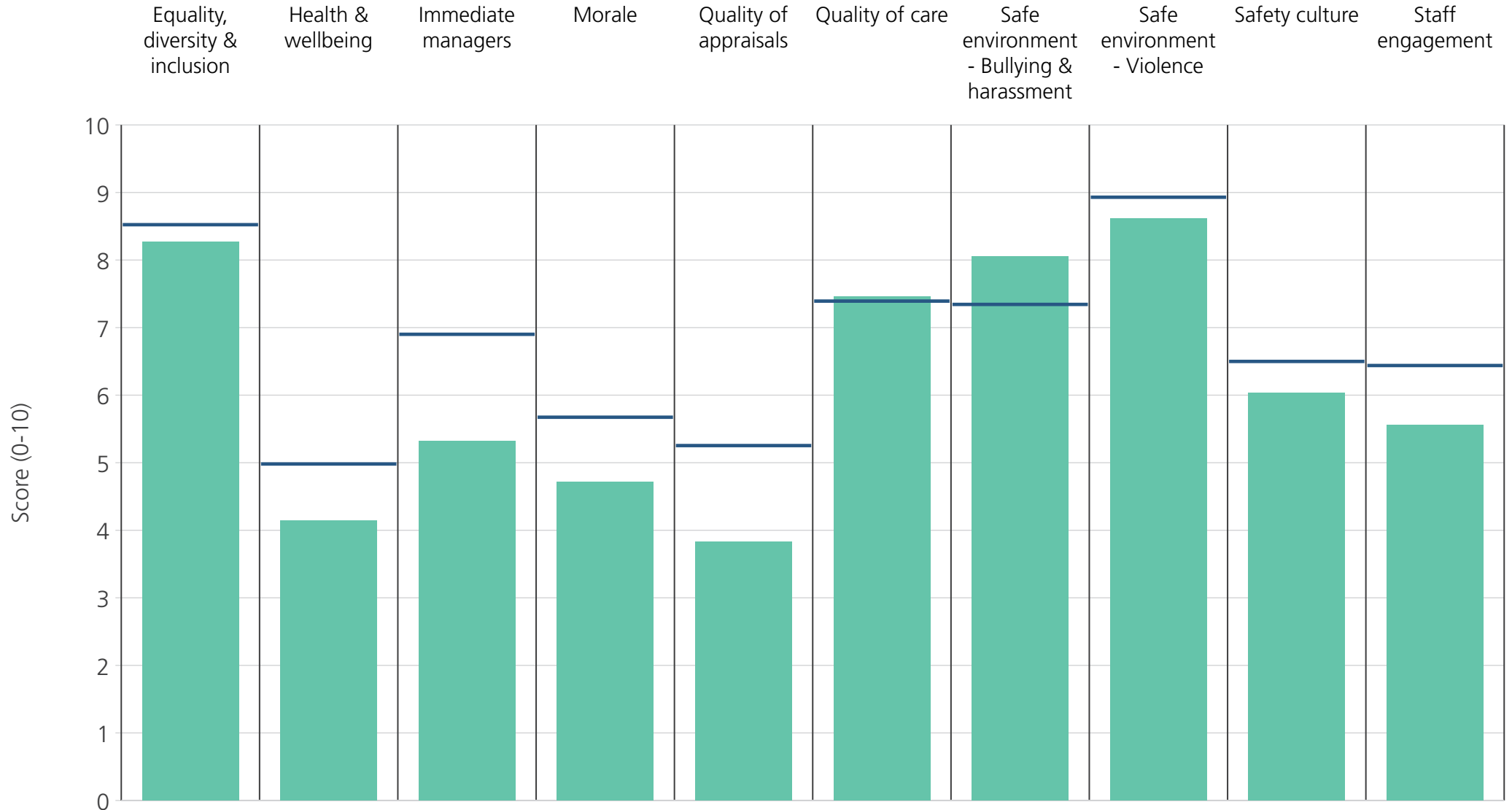


<b>Directorate</b>	8.4	4.7	6.7	5.7	3.9	7.4	7.7	9.5	6.1	6.7
<b>Your org</b>	8.5	5.0	6.9	5.7	5.3	7.4	7.3	8.9	6.5	6.4
<b>Responses</b>	56	56	56	56	44	53	54	53	56	56

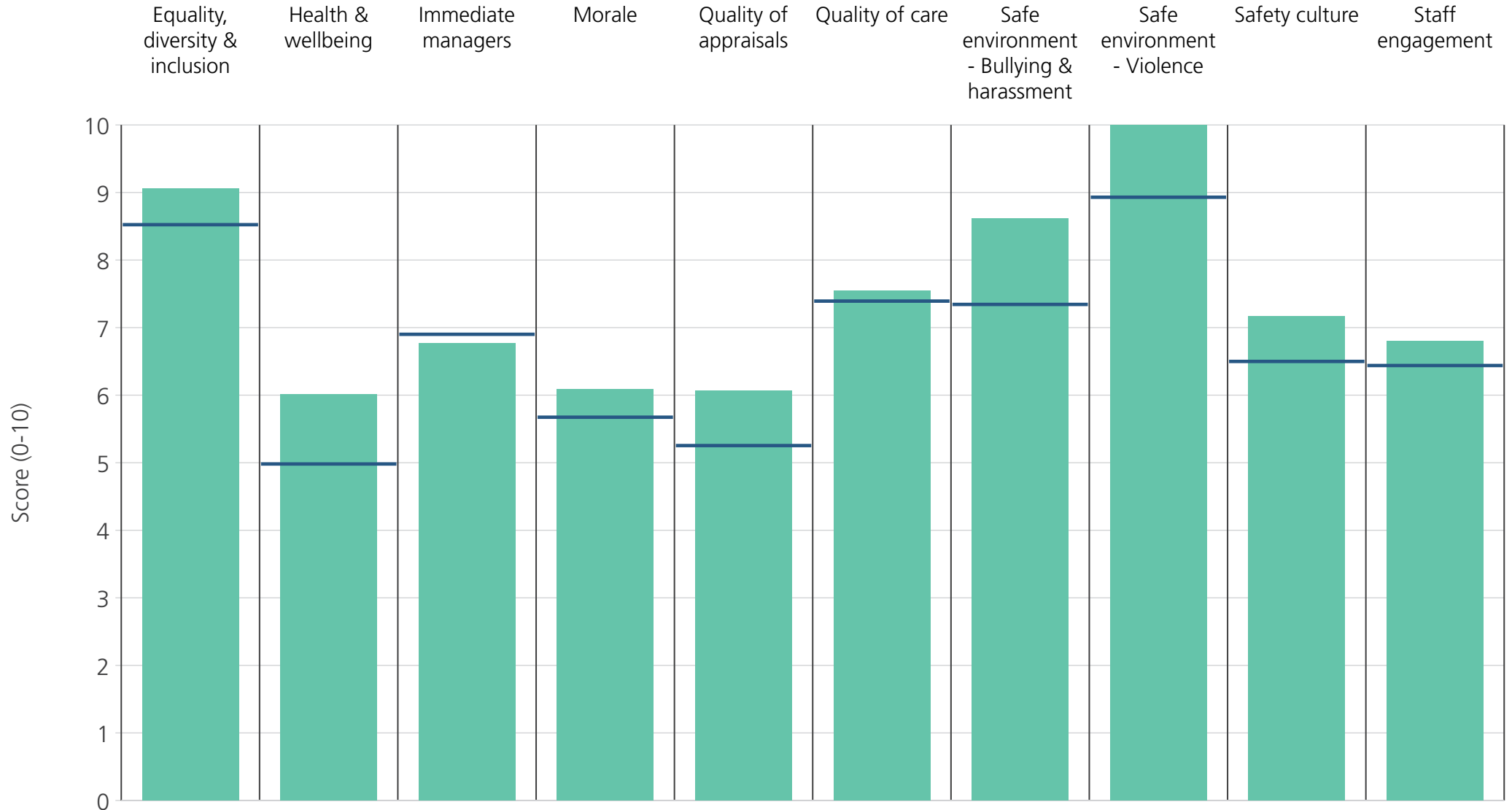


<b>Directorate</b>	9.7	7.2	7.3	6.6	5.8	6.6	9.4	10.0	6.8	7.4
<b>Your org</b>	8.5	5.0	6.9	5.7	5.3	7.4	7.3	8.9	6.5	6.4
<b>Responses</b>	67	67	67	67	54	34	67	67	67	67

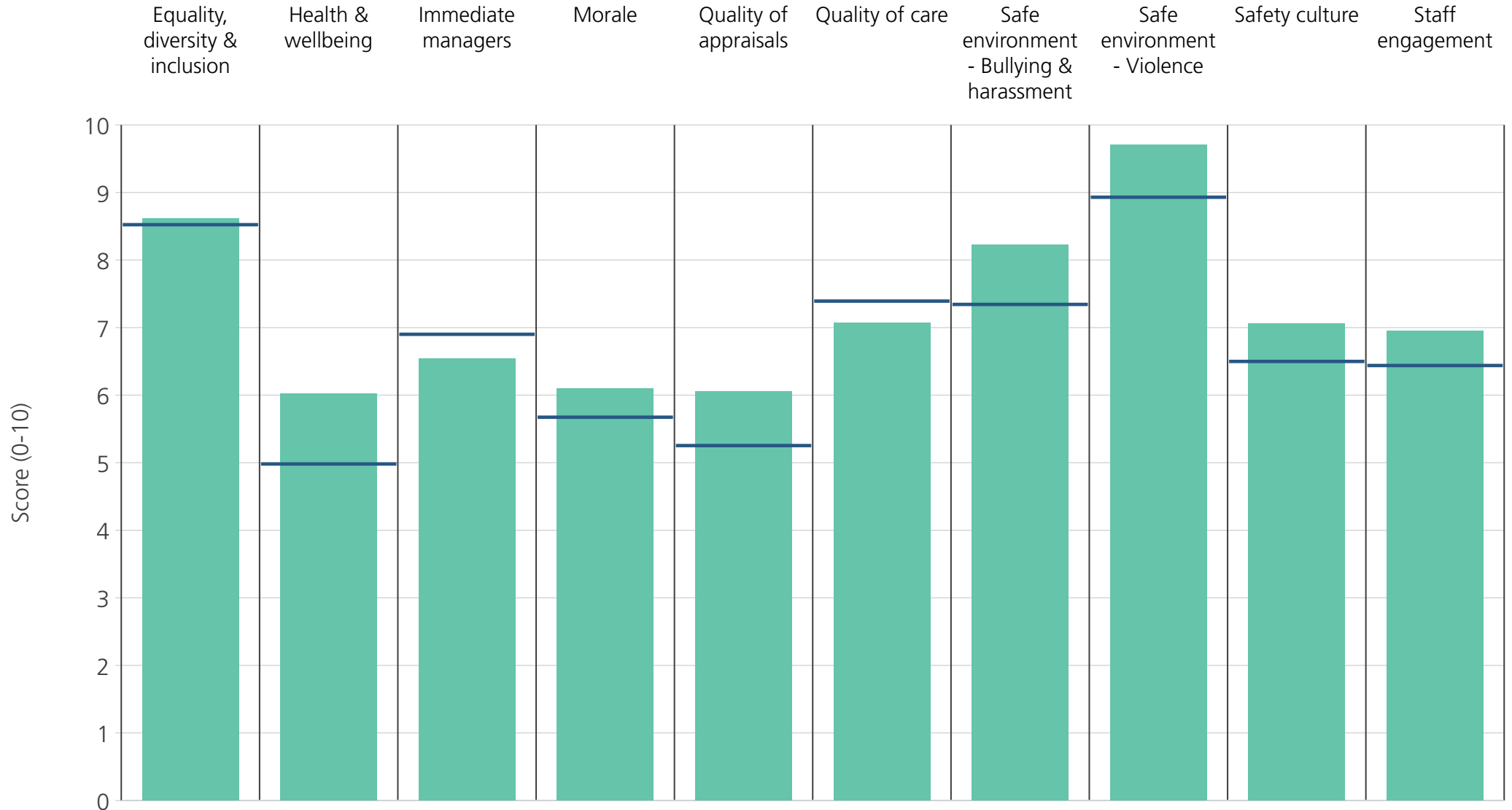




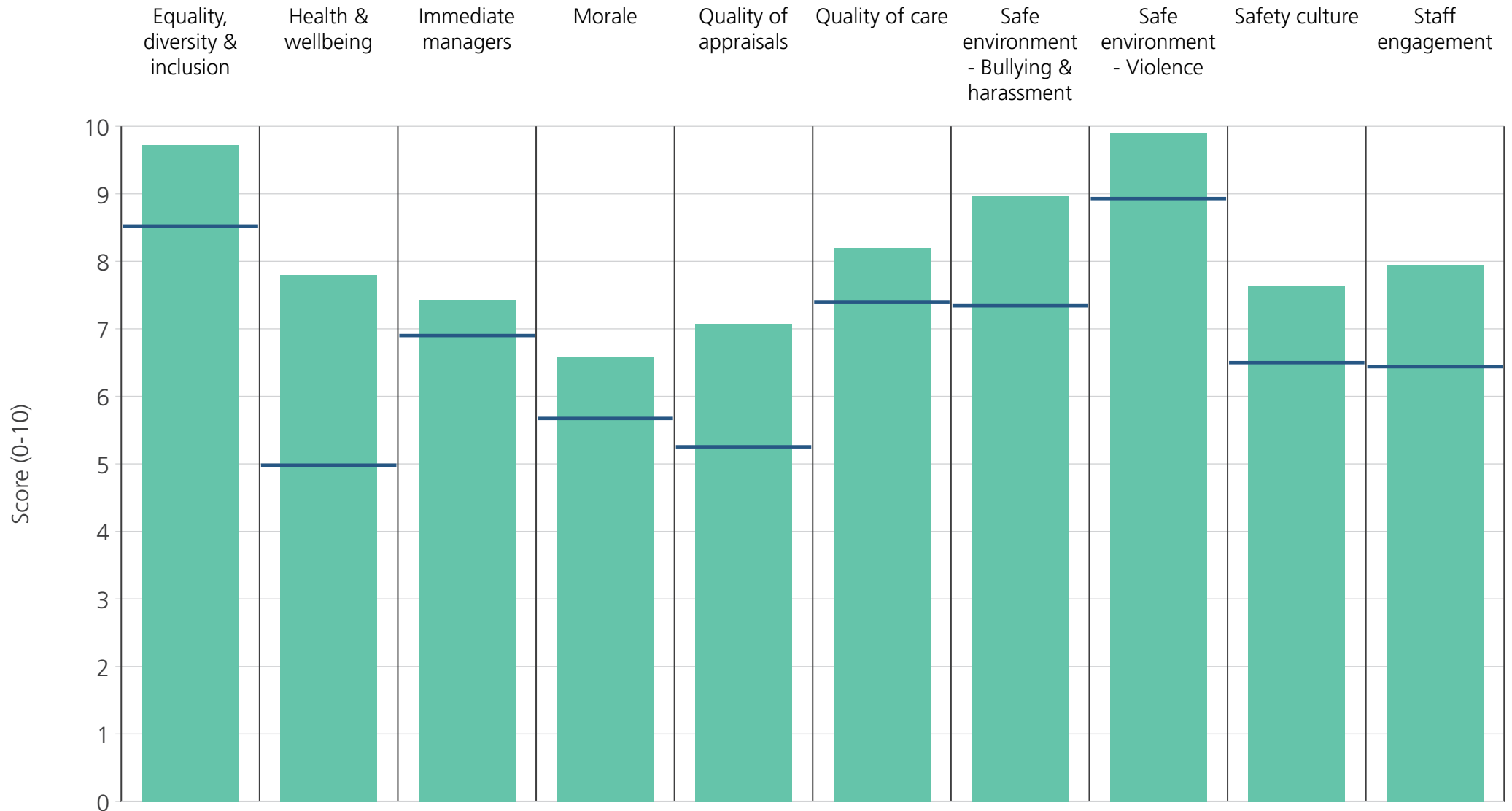
<b>Directorate</b>	8.3	4.1	5.3	4.7	3.8	7.5	8.1	8.6	6.0	5.6
<b>Your org</b>	8.5	5.0	6.9	5.7	5.3	7.4	7.3	8.9	6.5	6.4
<b>Responses</b>	36	36	36	36	32	36	36	36	36	37



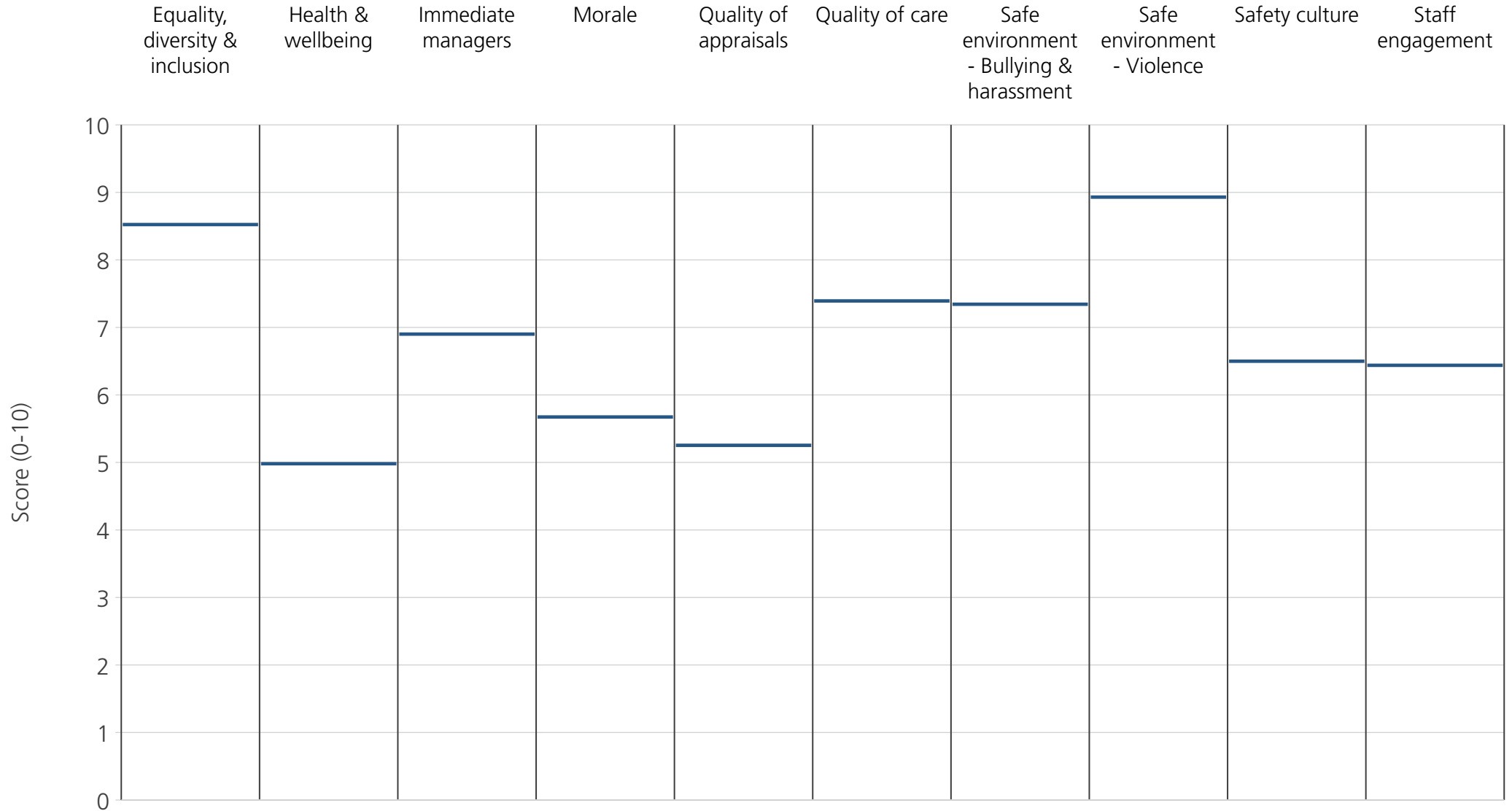
<b>Directorate</b>	9.1	6.0	6.8	6.1	6.1	7.6	8.6	10.0	7.2	6.8
<b>Your org</b>	8.5	5.0	6.9	5.7	5.3	7.4	7.3	8.9	6.5	6.4
<b>Responses</b>	37	37	38	37	34	33	36	36	37	38



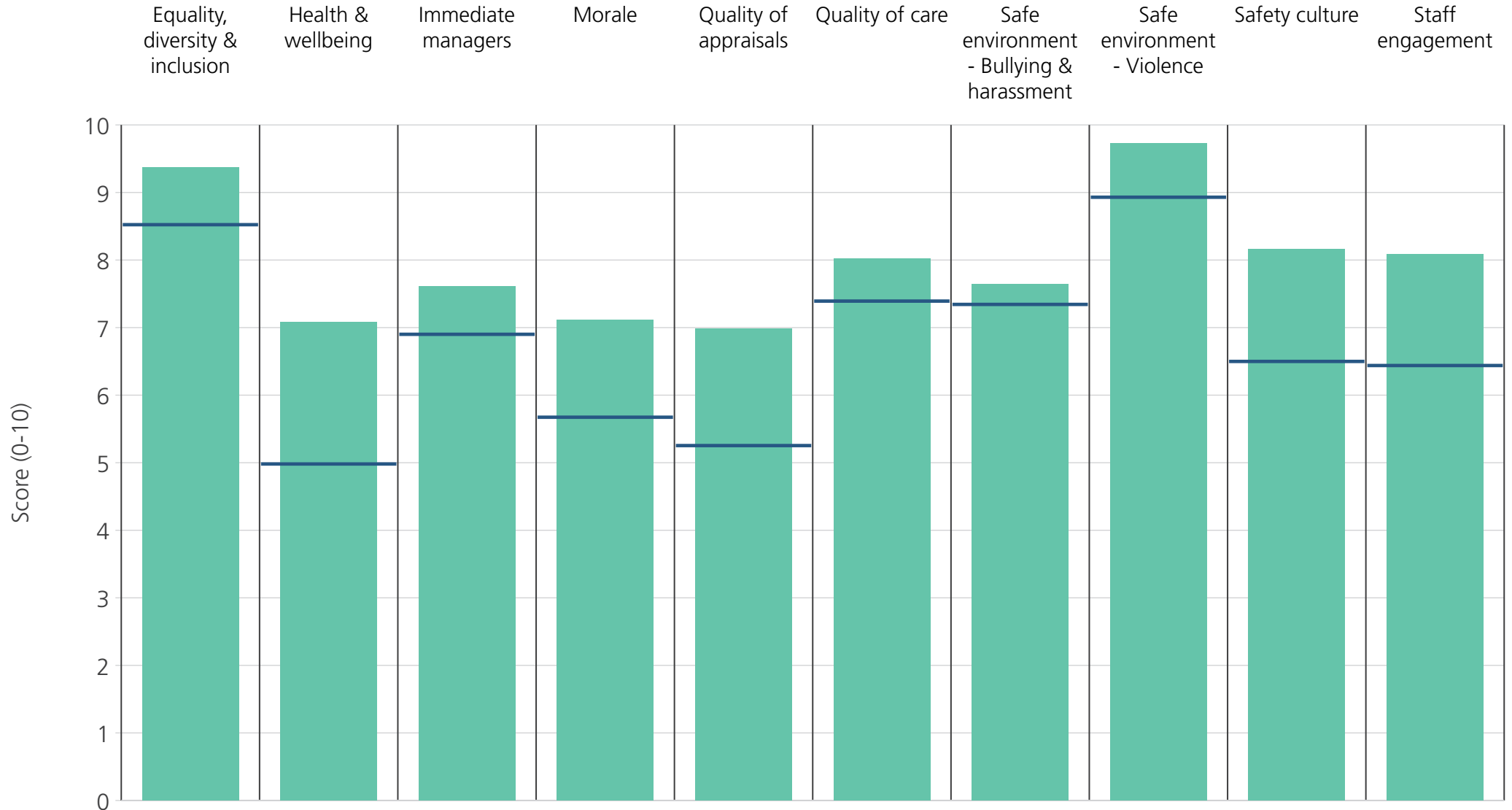
<b>Directorate</b>	8.6	6.0	6.5	6.1	6.1	7.1	8.2	9.7	7.1	6.9
<b>Your org</b>	8.5	5.0	6.9	5.7	5.3	7.4	7.3	8.9	6.5	6.4
<b>Responses</b>	45	46	47	46	39	31	45	45	46	46



<b>Directorate</b>	9.7	7.8	7.4	6.6	7.1	8.2	9.0	9.9	7.6	7.9
<b>Your org</b>	8.5	5.0	6.9	5.7	5.3	7.4	7.3	8.9	6.5	6.4
<b>Responses</b>	29	29	29	29	26	15	29	29	29	29



Directorate	8.5	5.0	6.9	5.7	5.3	7.4	7.3	8.9	6.5	6.4
Your org	8.5	5.0	6.9	5.7	5.3	7.4	7.3	8.9	6.5	6.4
Responses	8	8	8	8	7	4	7	7	8	8



<b>Directorate</b>	9.4	7.1	7.6	7.1	7.0	8.0	7.6	9.7	8.2	8.1
<b>Your org</b>	8.5	5.0	6.9	5.7	5.3	7.4	7.3	8.9	6.5	6.4
<b>Responses</b>	24	24	24	24	22	24	24	24	24	24