

# Birmingham Community Healthcare NHS Foundation Trust

2018 NHS Staff Survey

**Directorate Report**

**Contents**

Introduction . . . . .	3
Themes – Directorates 1 . . . . .	4
Add Prof Sci & Tech and HC Sci . . . . .	5
Additional Clinical Services . . . . .	6
Administrative and Clerical . . . . .	7
Allied Health Professionals . . . . .	8
Estates and Ancillary . . . . .	9
Medical and Dental . . . . .	10
Nursing and Midwifery Registered . . . . .	11
Students . . . . .	12
Themes – Directorates 2 . . . . .	13
Adult and Specialist Rehabilitation Services . . . . .	14
Adults Community Services . . . . .	15
Children & Families Division . . . . .	16
Corporate Division . . . . .	17
Dental Services . . . . .	18
Learning Disabilities Division . . . . .	19

This directorate report for Birmingham Community Healthcare NHS Foundation Trust contains results by directorate for themes from the 2018 NHS Staff Survey. These results are compared to the unweighted average for your organisation.

**Please note:** It is possible that there are differences between the 'Your org' scores reported in this directorate report and those in the benchmark report. This is because the results in the benchmark report are weighted to allow for fair comparisons between organisations of a similar type. However, in this report comparisons are made within your organisation so the unweighted organisation result is a more appropriate point of comparison.

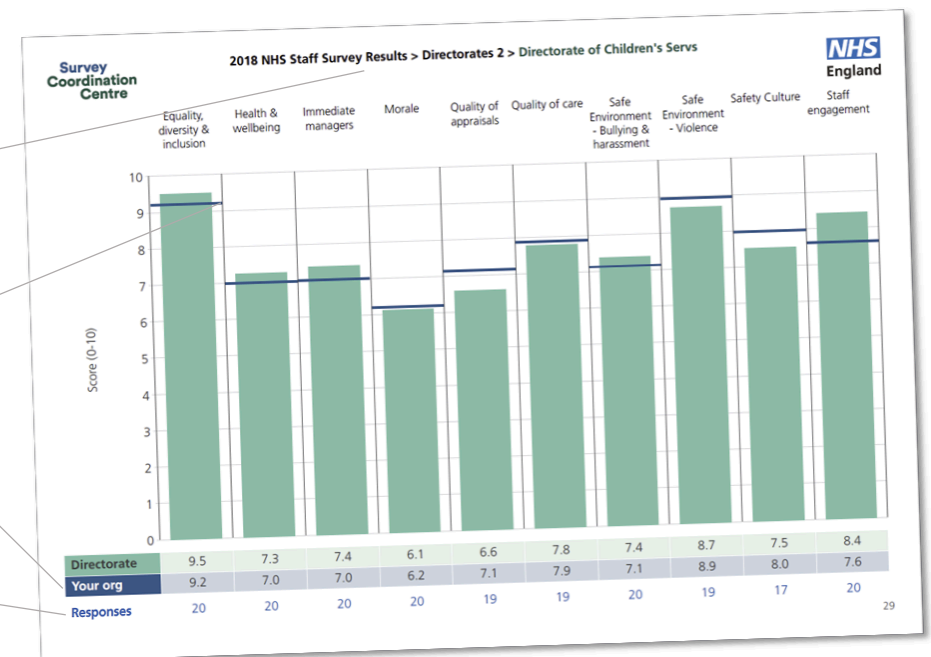
The directorate breakdowns used in this report were provided and defined by Birmingham Community Healthcare NHS Foundation Trust. Details of how the theme scores were calculated are included in the Technical Document, available to download from our [results website](#).

## Key features

Breakdown type and **directorate name** are specified in the header. Black text in the header is hyperlinked: clicking on '2018 NHS Staff Survey Results' navigates back to the contents page.

Directorate results are presented in the context of the (unweighted) **organisation average ('Your org')**, so it is easy to tell if a directorate is performing better or worse than the organisation average. For all themes, a higher score is a better result than a lower score.

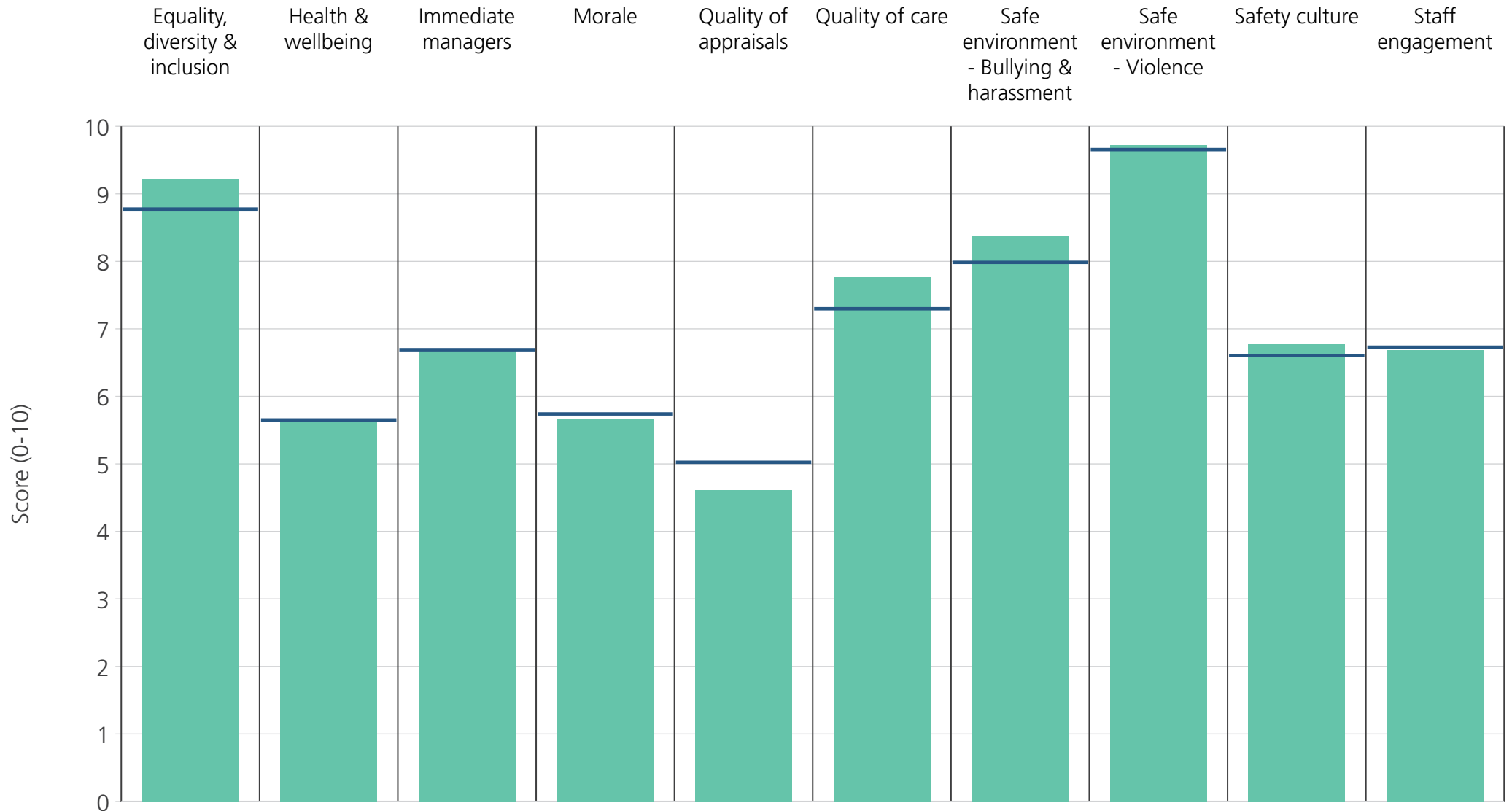
The **number of responses** feeding into each theme score **for the given directorate** is specified below the table containing the directorate and trust scores.



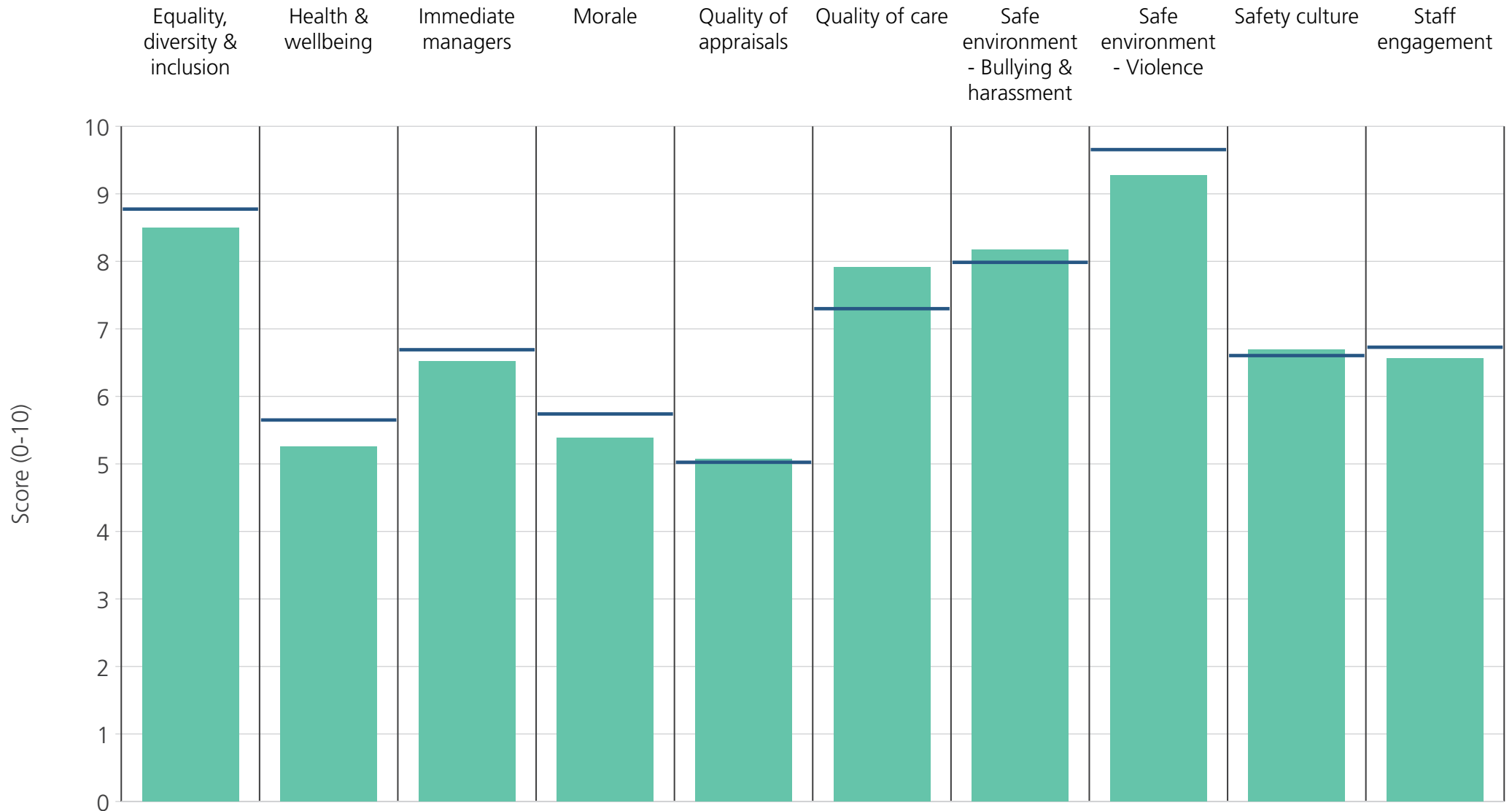
**! Note:** when there are less than 11 responses in a group, results are suppressed to protect staff confidentiality

# Directorates 1

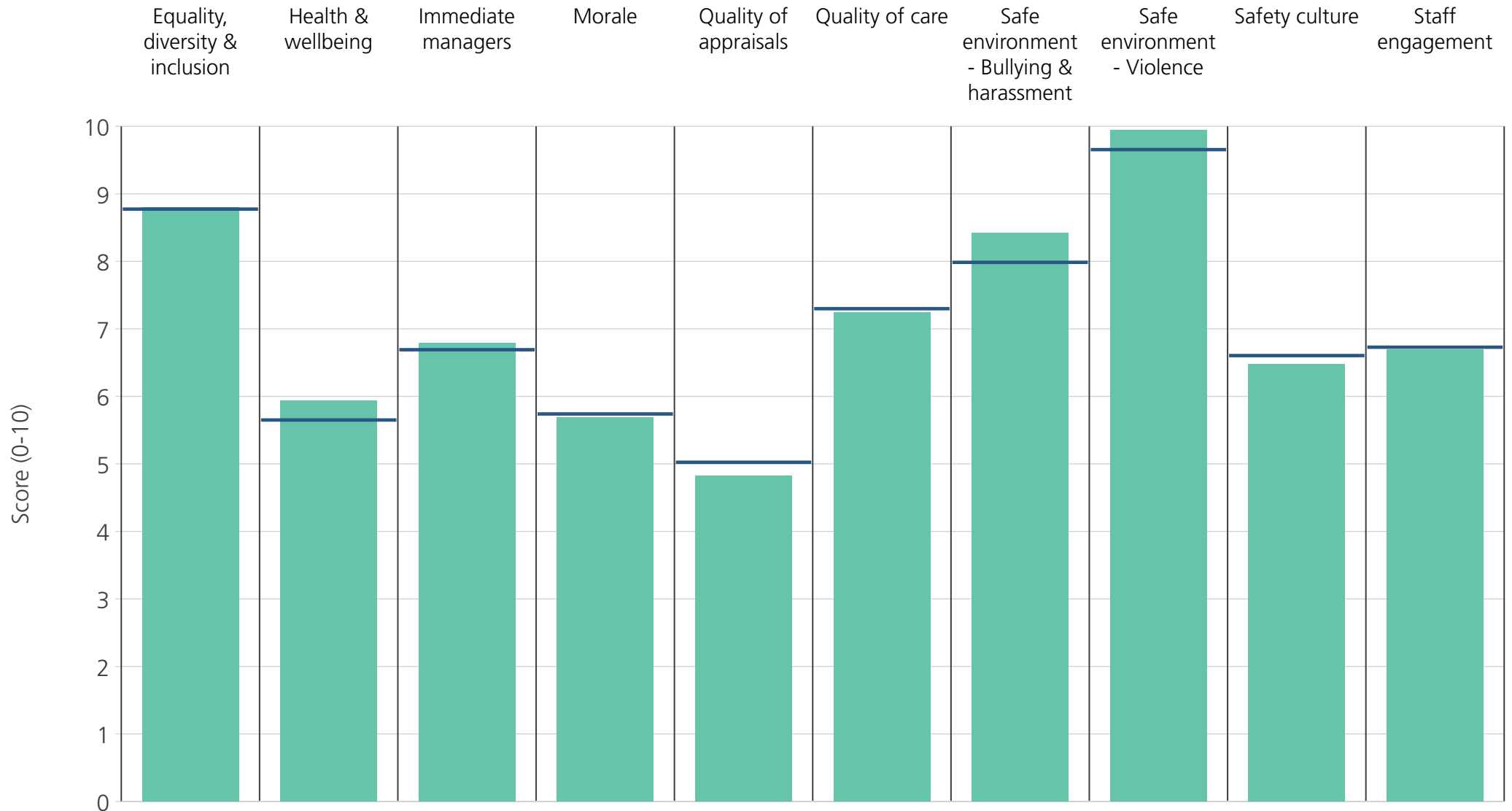
Birmingham Community Healthcare NHS Foundation Trust  
2018 NHS Staff Survey Results



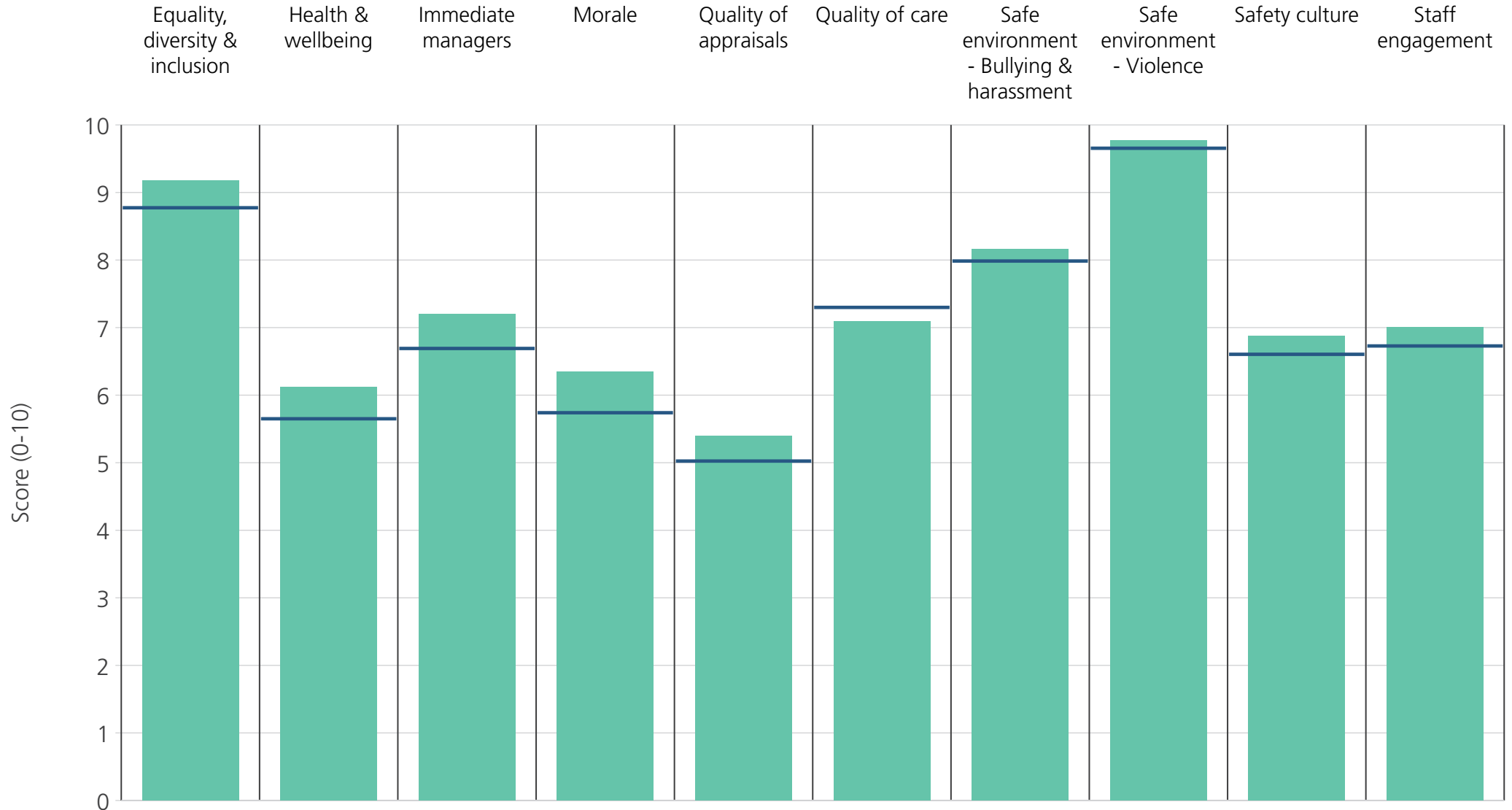
<b>Directorate</b>	9.2	5.6	6.7	5.7	4.6	7.8	8.4	9.7	6.8	6.7
<b>Your org</b>	8.8	5.7	6.7	5.7	5.0	7.3	8.0	9.7	6.6	6.7
<b>Responses</b>	150	154	154	153	132	151	149	152	154	154



<b>Directorate</b>	8.5	5.3	6.5	5.4	5.1	7.9	8.2	9.3	6.7	6.6
<b>Your org</b>	8.8	5.7	6.7	5.7	5.0	7.3	8.0	9.7	6.6	6.7
<b>Responses</b>	252	254	256	249	212	254	249	251	251	256

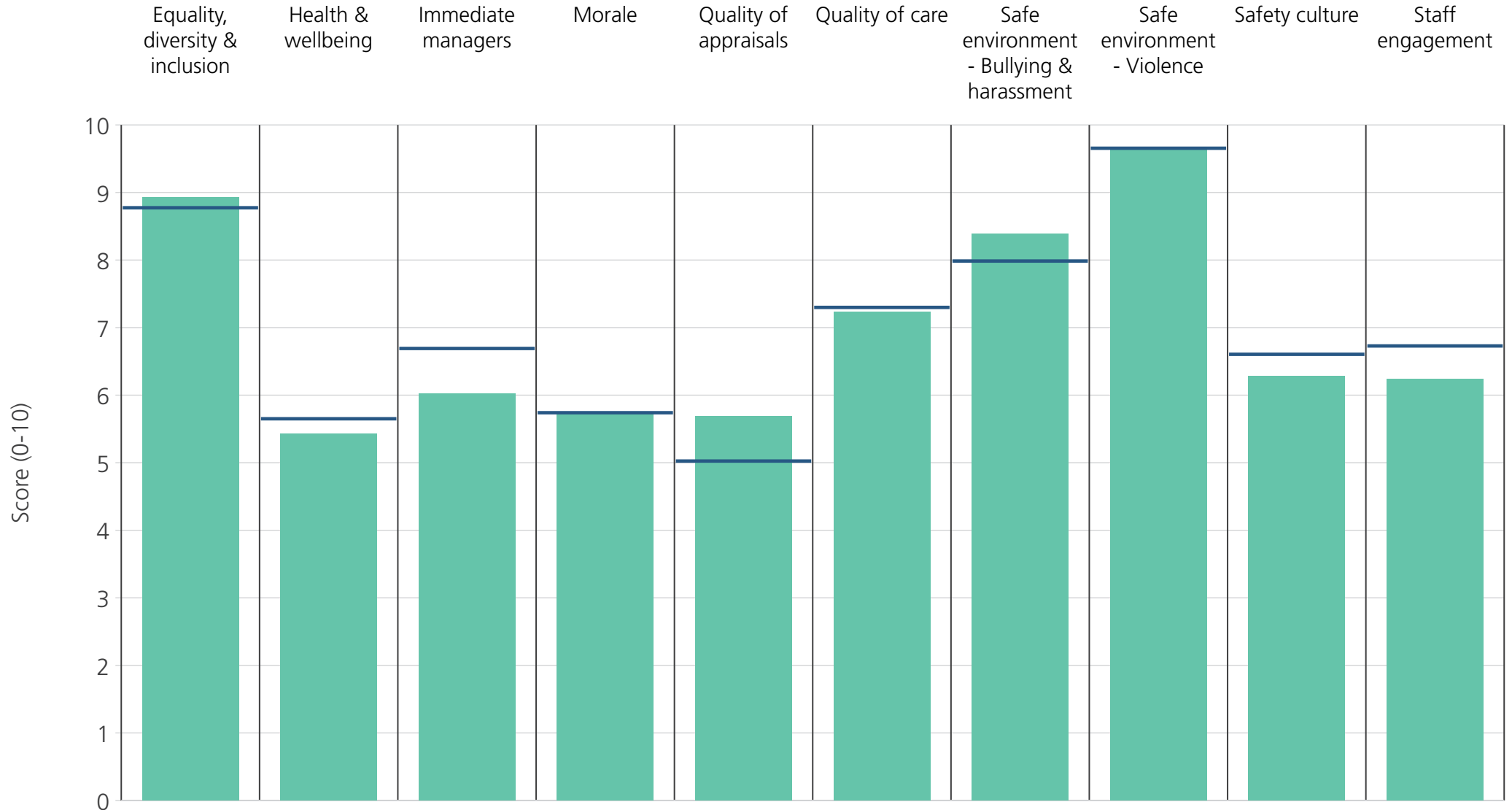


<b>Directorate</b>	8.8	5.9	6.8	5.7	4.8	7.2	8.4	9.9	6.5	6.7
<b>Your org</b>	8.8	5.7	6.7	5.7	5.0	7.3	8.0	9.7	6.6	6.7
<b>Responses</b>	563	567	566	564	481	322	562	558	563	572

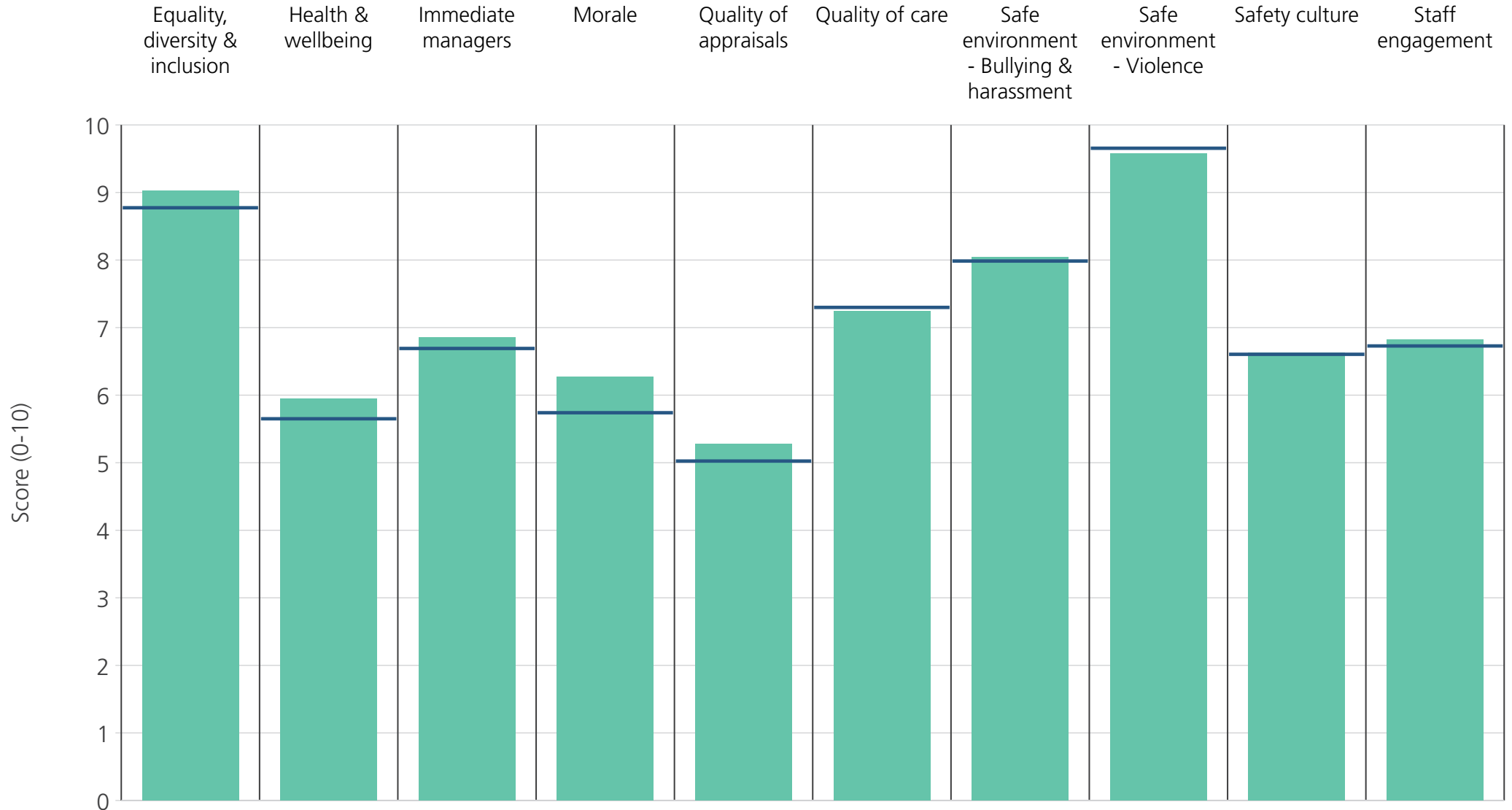


<b>Directorate</b>	9.2	6.1	7.2	6.3	5.4	7.1	8.2	9.8	6.9	7.0
<b>Your org</b>	8.8	5.7	6.7	5.7	5.0	7.3	8.0	9.7	6.6	6.7
<b>Responses</b>	304	306	308	305	297	302	306	303	306	310

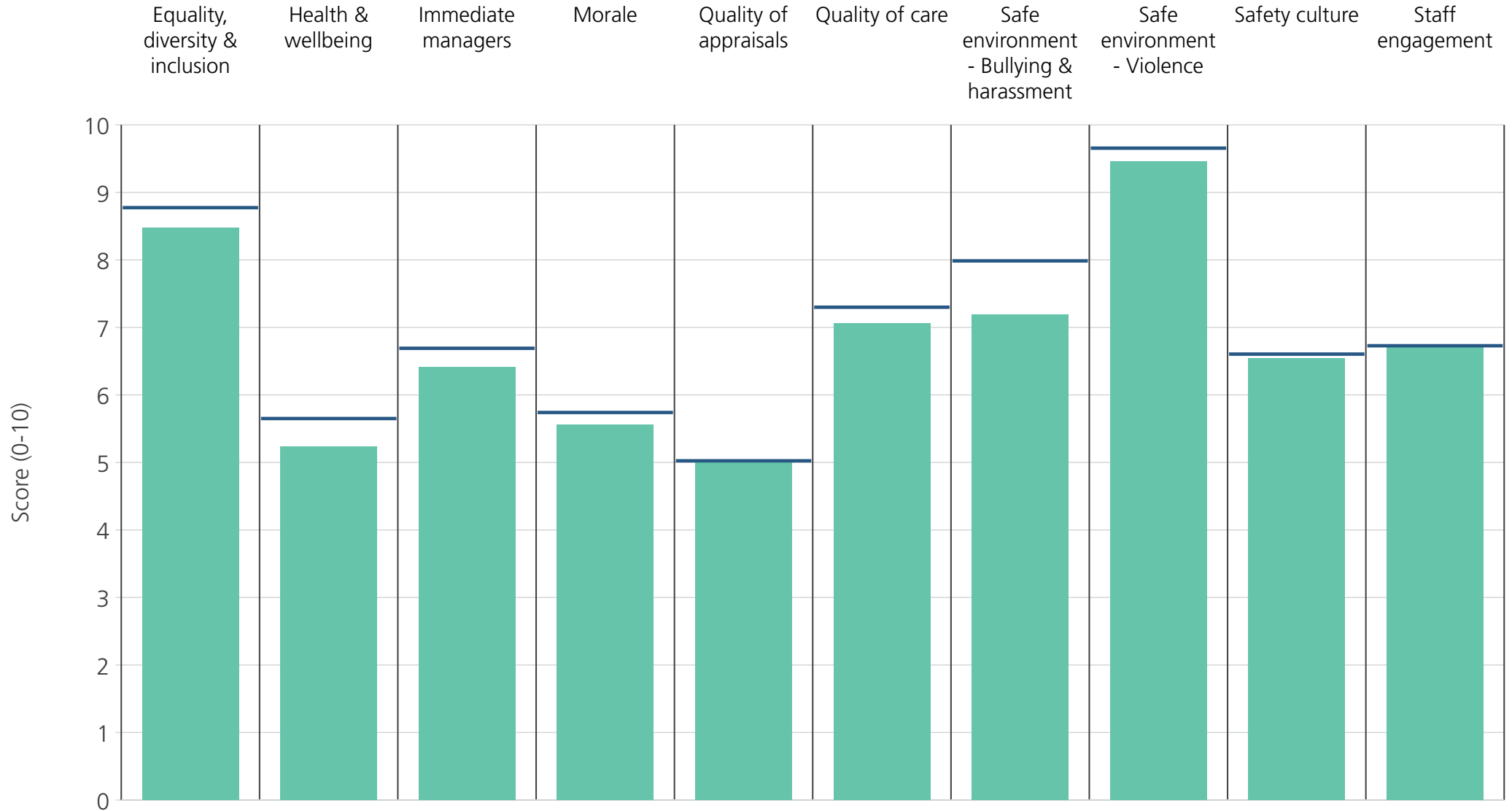




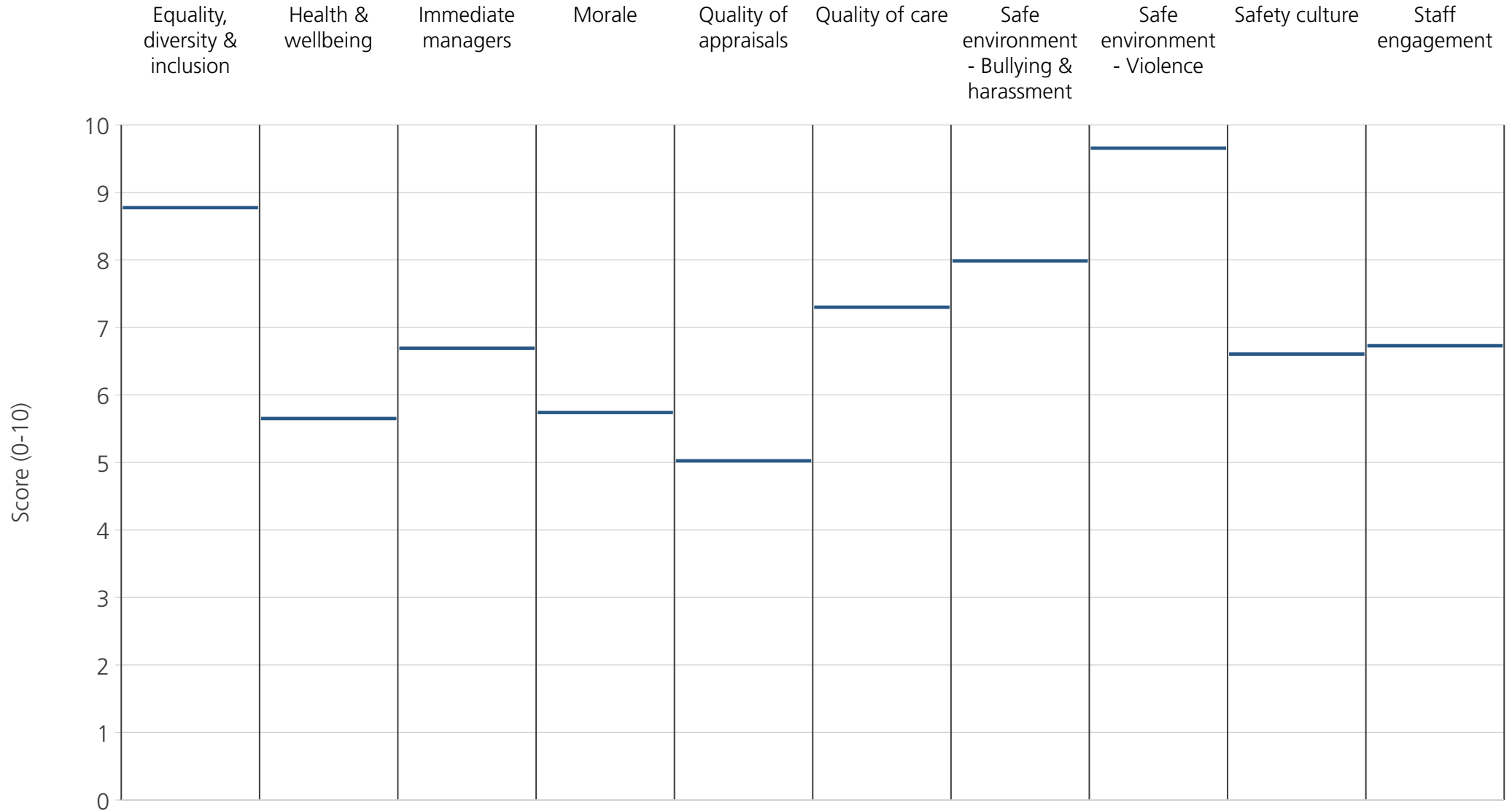
<b>Directorate</b>	8.9	5.4	6.0	5.7	5.7	7.2	8.4	9.7	6.3	6.2
<b>Your org</b>	8.8	5.7	6.7	5.7	5.0	7.3	8.0	9.7	6.6	6.7
<b>Responses</b>	32	34	33	33	20	19	33	31	32	33



<b>Directorate</b>	9.0	5.9	6.9	6.3	5.3	7.2	8.0	9.6	6.6	6.8
<b>Your org</b>	8.8	5.7	6.7	5.7	5.0	7.3	8.0	9.7	6.6	6.7
<b>Responses</b>	92	94	95	93	86	96	93	94	94	96



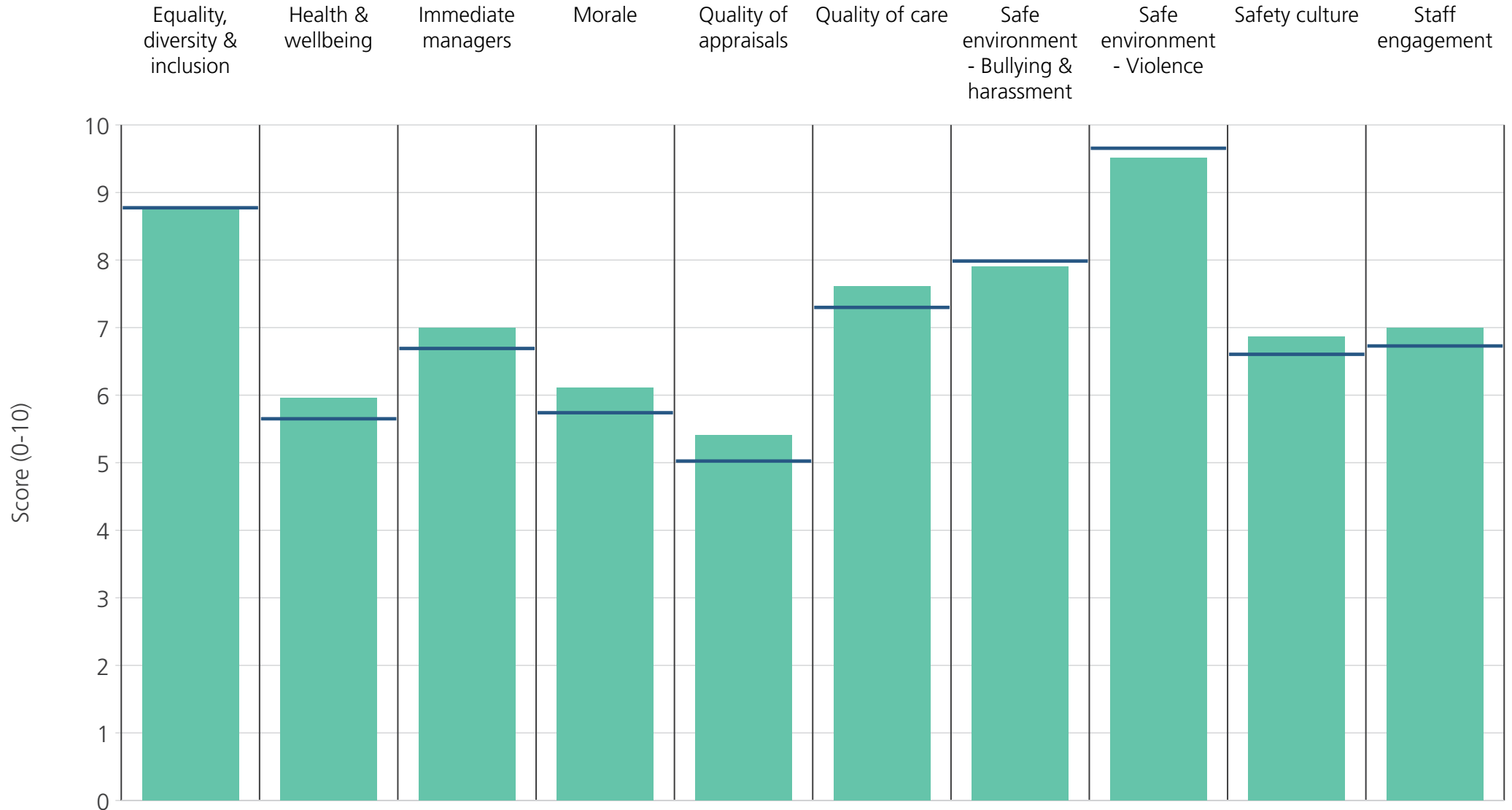
<b>Directorate</b>	8.5	5.2	6.4	5.6	5.0	7.1	7.2	9.5	6.5	6.7
<b>Your org</b>	8.8	5.7	6.7	5.7	5.0	7.3	8.0	9.7	6.6	6.7
<b>Responses</b>	524	530	529	521	449	509	523	524	527	532



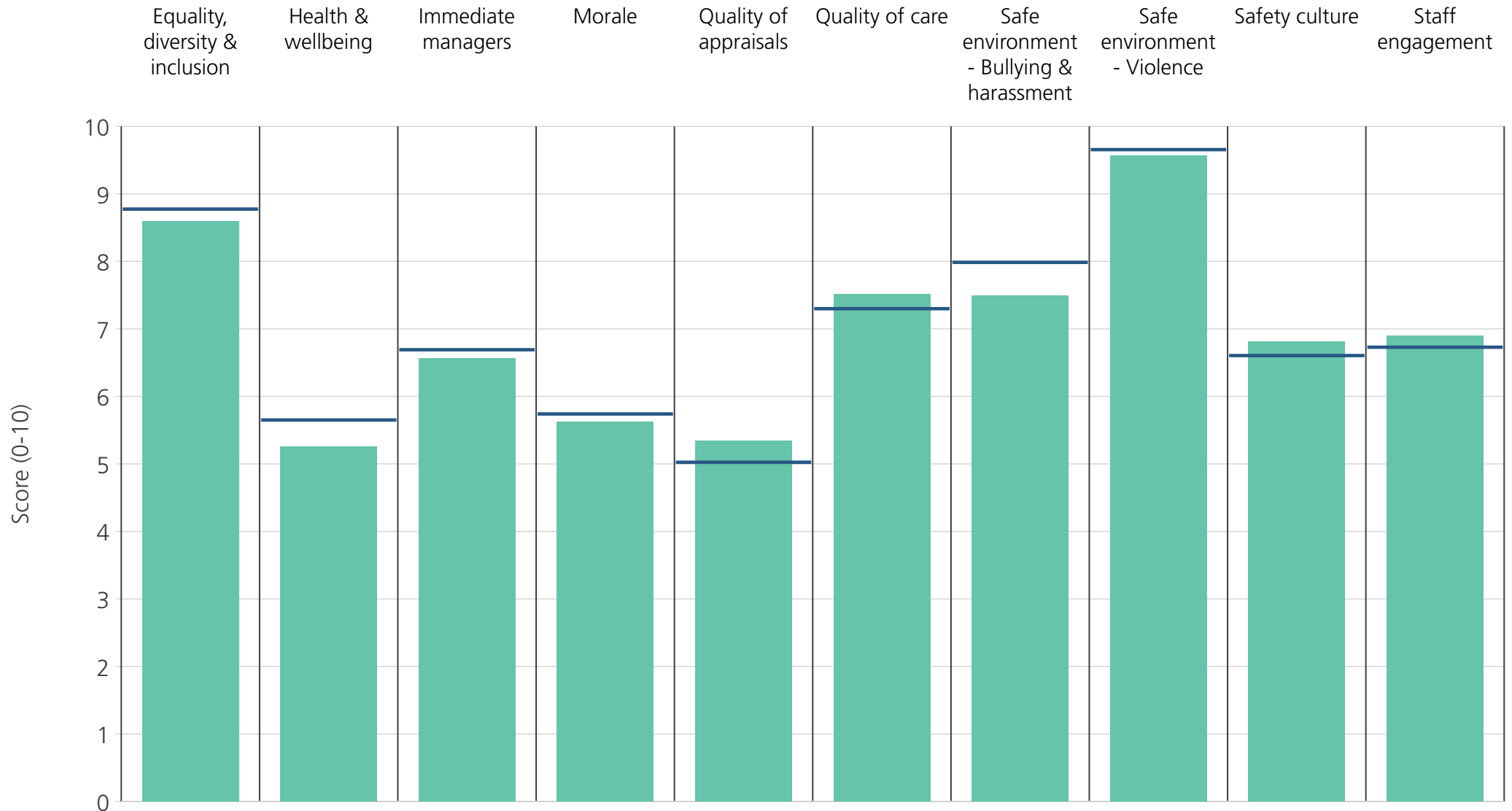
Directorate	8.8	5.7	6.7	5.7	5.0	7.3	8.0	9.7	6.6	6.7
Your org	8.8	5.7	6.7	5.7	5.0	7.3	8.0	9.7	6.6	6.7
Responses	5	5	5	5	3	5	5	5	5	5

# Directorates 2

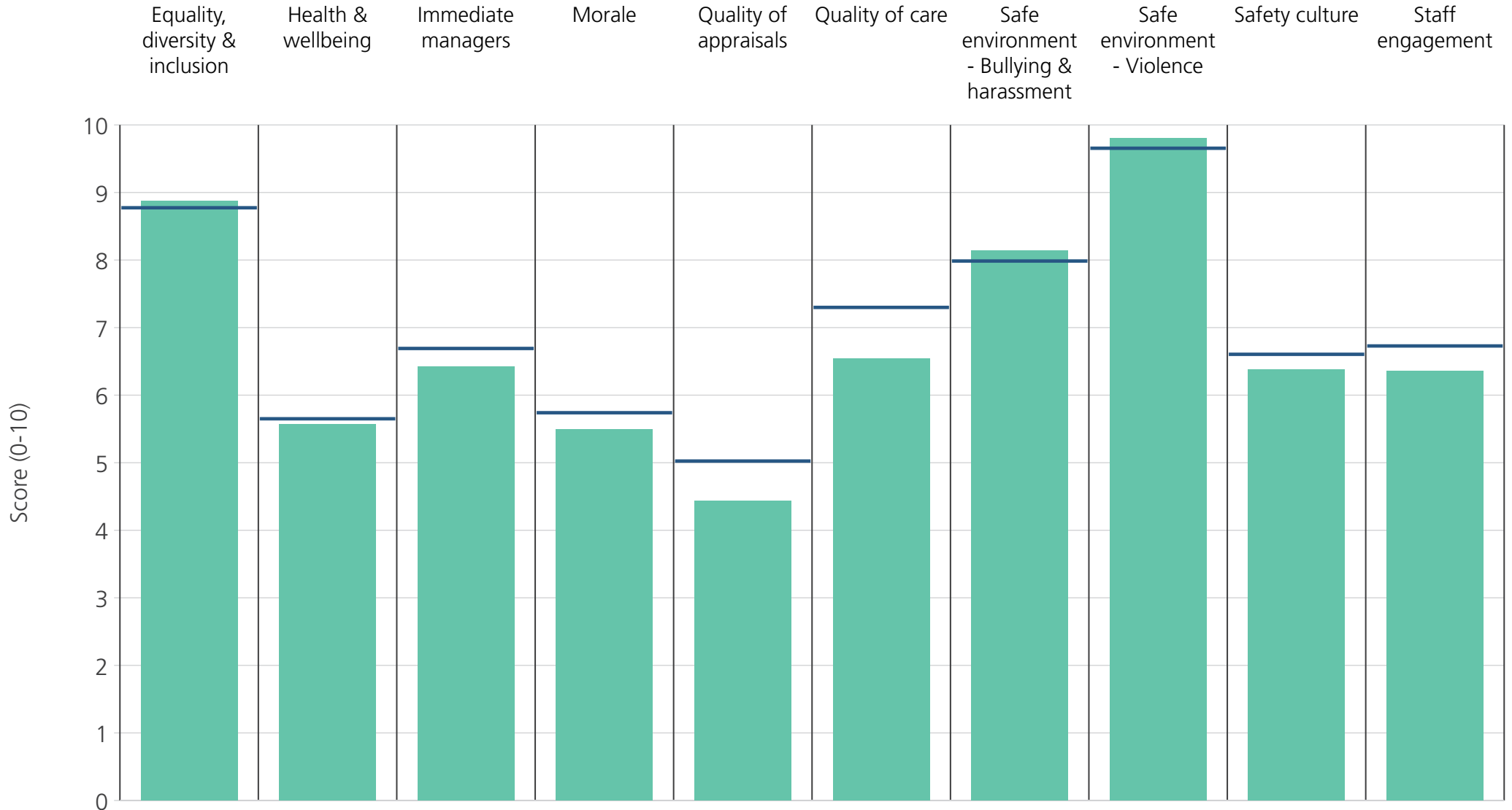
Birmingham Community Healthcare NHS Foundation Trust  
2018 NHS Staff Survey Results



<b>Directorate</b>	8.8	6.0	7.0	6.1	5.4	7.6	7.9	9.5	6.9	7.0
<b>Your org</b>	8.8	5.7	6.7	5.7	5.0	7.3	8.0	9.7	6.6	6.7
<b>Responses</b>	446	446	447	437	415	417	442	438	446	448

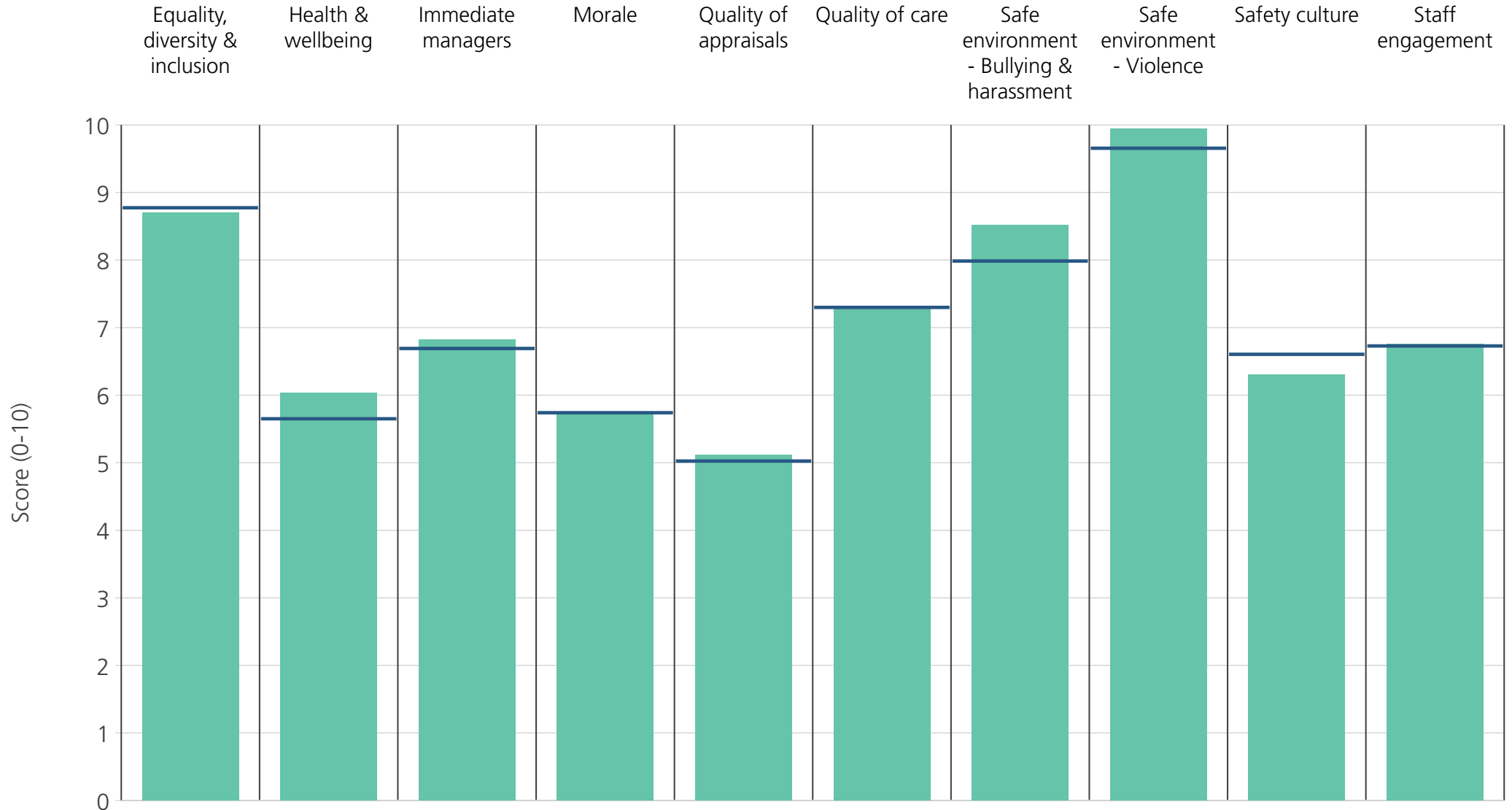


<b>Directorate</b>	8.6	5.3	6.6	5.6	5.3	7.5	7.5	9.6	6.8	6.9
<b>Your org</b>	8.8	5.7	6.7	5.7	5.0	7.3	8.0	9.7	6.6	6.7
<b>Responses</b>	330	335	336	329	276	312	329	332	330	338

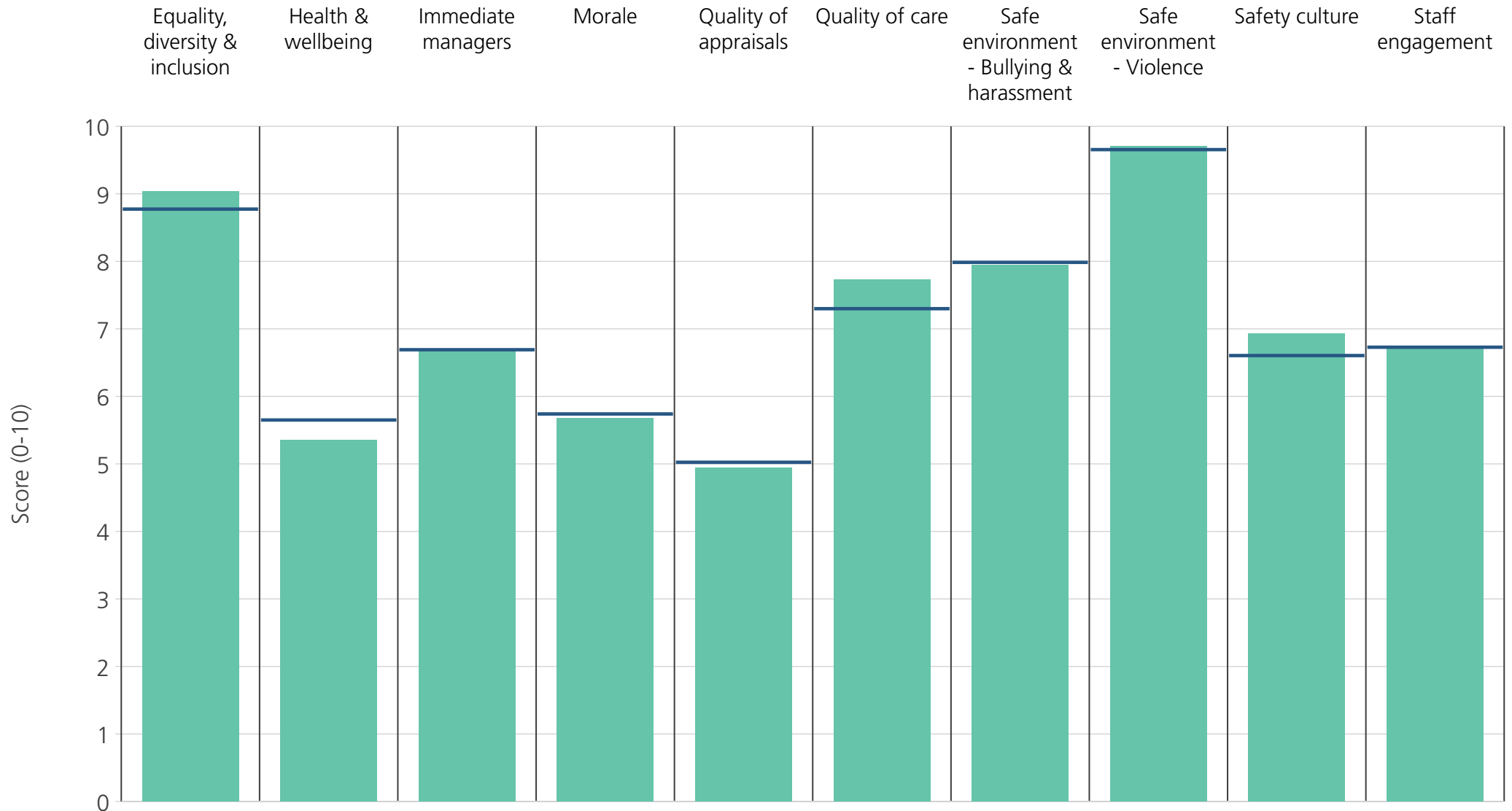


<b>Directorate</b>	8.9	5.6	6.4	5.5	4.4	6.5	8.1	9.8	6.4	6.4
<b>Your org</b>	8.8	5.7	6.7	5.7	5.0	7.3	8.0	9.7	6.6	6.7
<b>Responses</b>	441	446	449	444	394	405	442	443	444	451

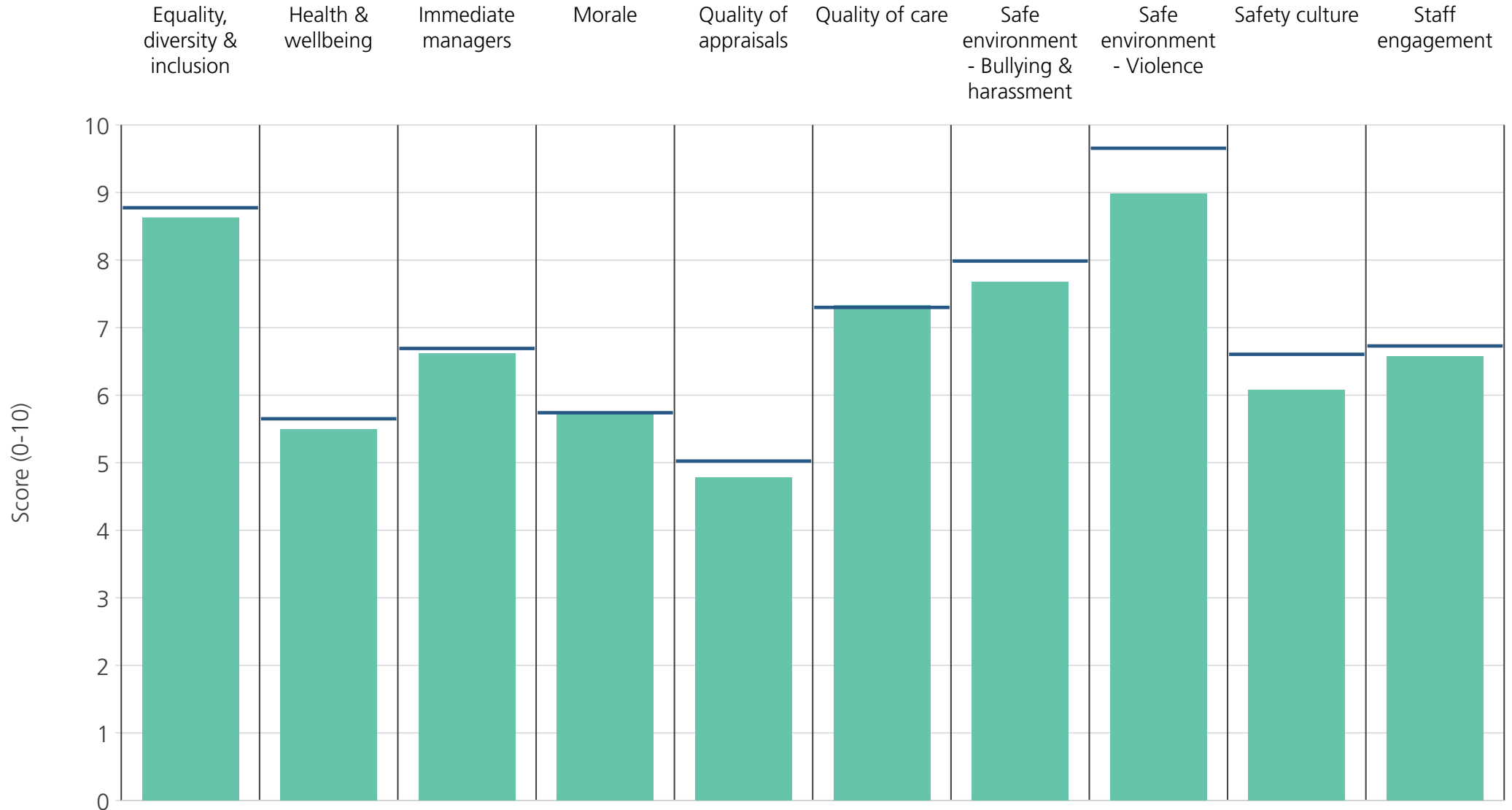




<b>Directorate</b>	8.7	6.0	6.8	5.7	5.1	7.3	8.5	9.9	6.3	6.8
<b>Your org</b>	8.8	5.7	6.7	5.7	5.0	7.3	8.0	9.7	6.6	6.7
<b>Responses</b>	334	339	337	335	281	163	335	333	334	339



<b>Directorate</b>	9.0	5.3	6.7	5.7	4.9	7.7	7.9	9.7	6.9	6.7
<b>Your org</b>	8.8	5.7	6.7	5.7	5.0	7.3	8.0	9.7	6.6	6.7
<b>Responses</b>	249	254	254	253	208	237	250	251	254	256



<b>Directorate</b>	8.6	5.5	6.6	5.8	4.8	7.3	7.7	9.0	6.1	6.6
<b>Your org</b>	8.8	5.7	6.7	5.7	5.0	7.3	8.0	9.7	6.6	6.7
<b>Responses</b>	122	124	123	125	106	124	122	121	124	126