

NELCA

2019 NHS Staff Survey

Directorate Report

Contents

Introduction	3
Themes – Directorates 1	4
Barking and Dagenham, Havering and Redbridge (BHR) CCGs	5
Waltham Forest, Newham and Tower Hamlets (WEL) CCGs	6
North East London (NEL)	7
City and Hackney CCG	8
Themes – Directorates 2	9
Barking and Dagenham, Havering and Redbridge (BHR) CCGs	10
Tower Hamlets CCG	11
Newham CCG	12
North East London (NEL)	13
City and Hackney CCG	14
Waltham Forest CCG	15

This directorate report for NELCA contains results by directorate for themes from the 2019 NHS Staff Survey. These results are compared to the unweighted average for your organisation.

The directorate breakdowns used in this report were provided and defined by NELCA. Details of how the theme scores were calculated are included in the Technical Document, available to download from our [results website](#).

Key features

Breakdown type and **directorate name** are specified in the header. Black text in the header is hyperlinked: clicking on '2019 NHS Staff Survey Results' navigates back to the contents page.

Directorate results are presented in the context of the (unweighted) **organisation average ('Your org')**, so it is easy to tell if a directorate is performing better or worse than the organisation average. For all themes, a higher score is a better result than a lower score.

The **number of responses** feeding into each theme score **for the given directorate** is specified below the table containing the directorate and trust scores.

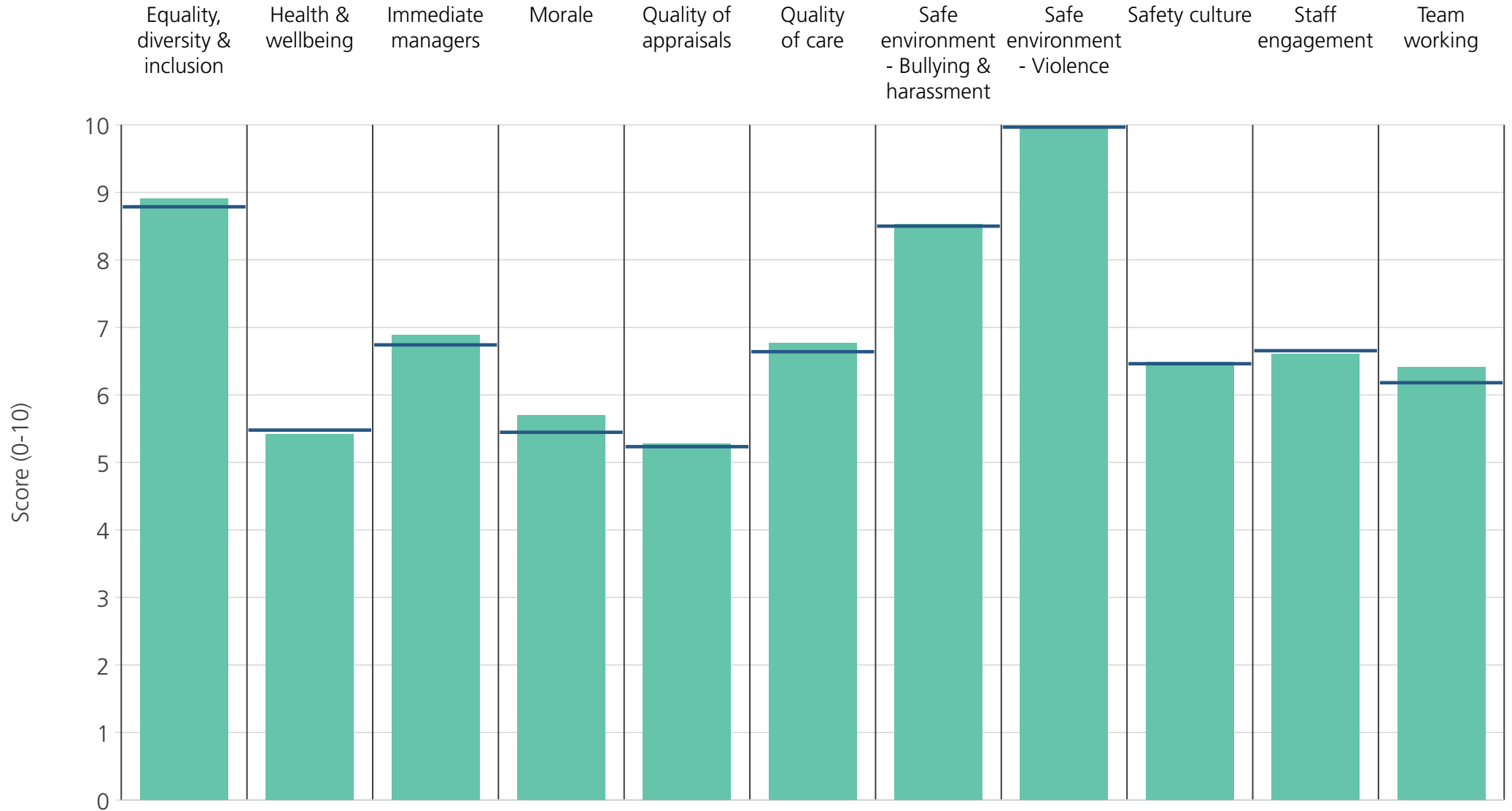


! Note: when there are less than 11 responses in a group, results are suppressed to protect staff confidentiality

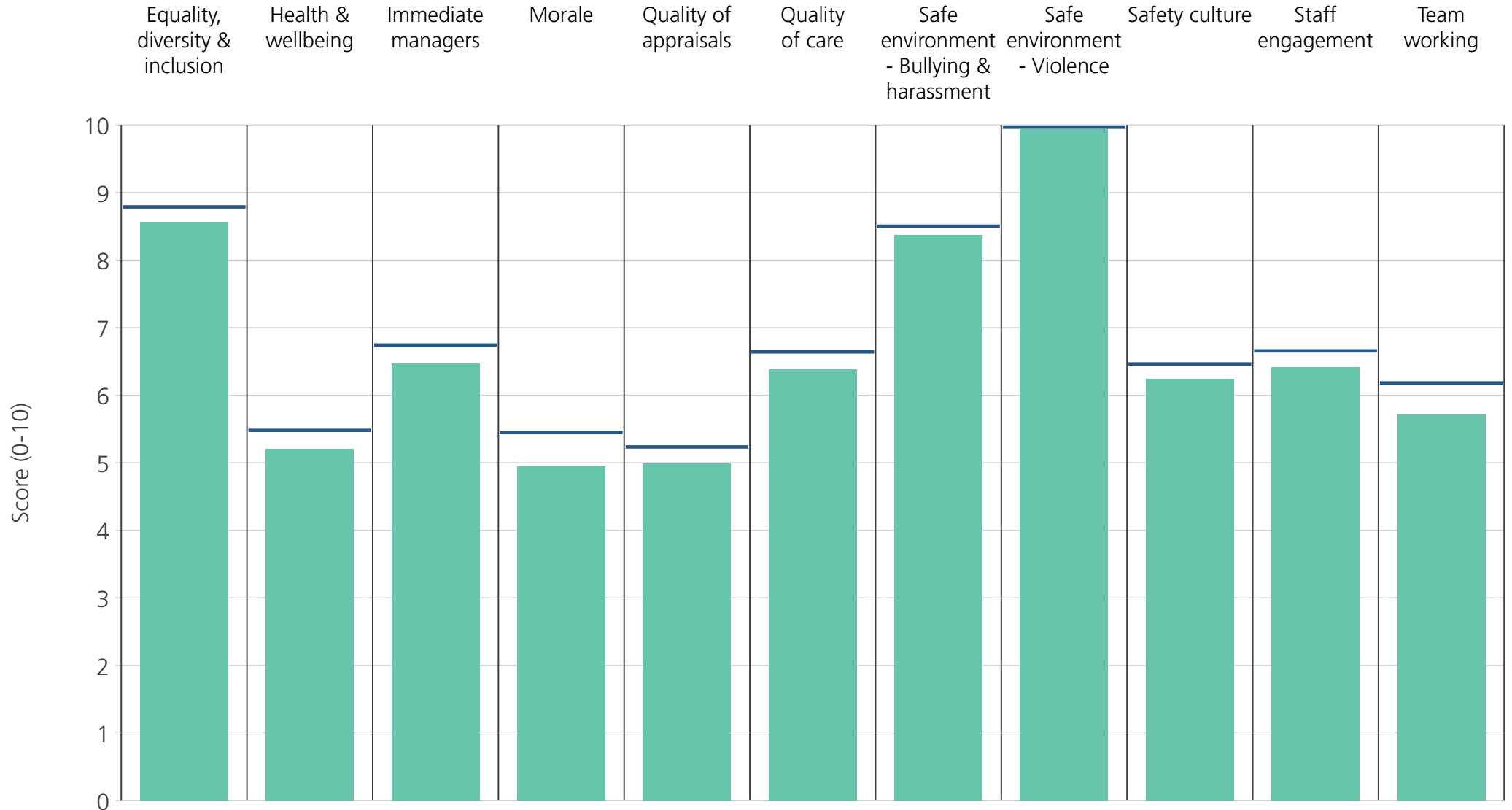
Directorates 1

NELCA

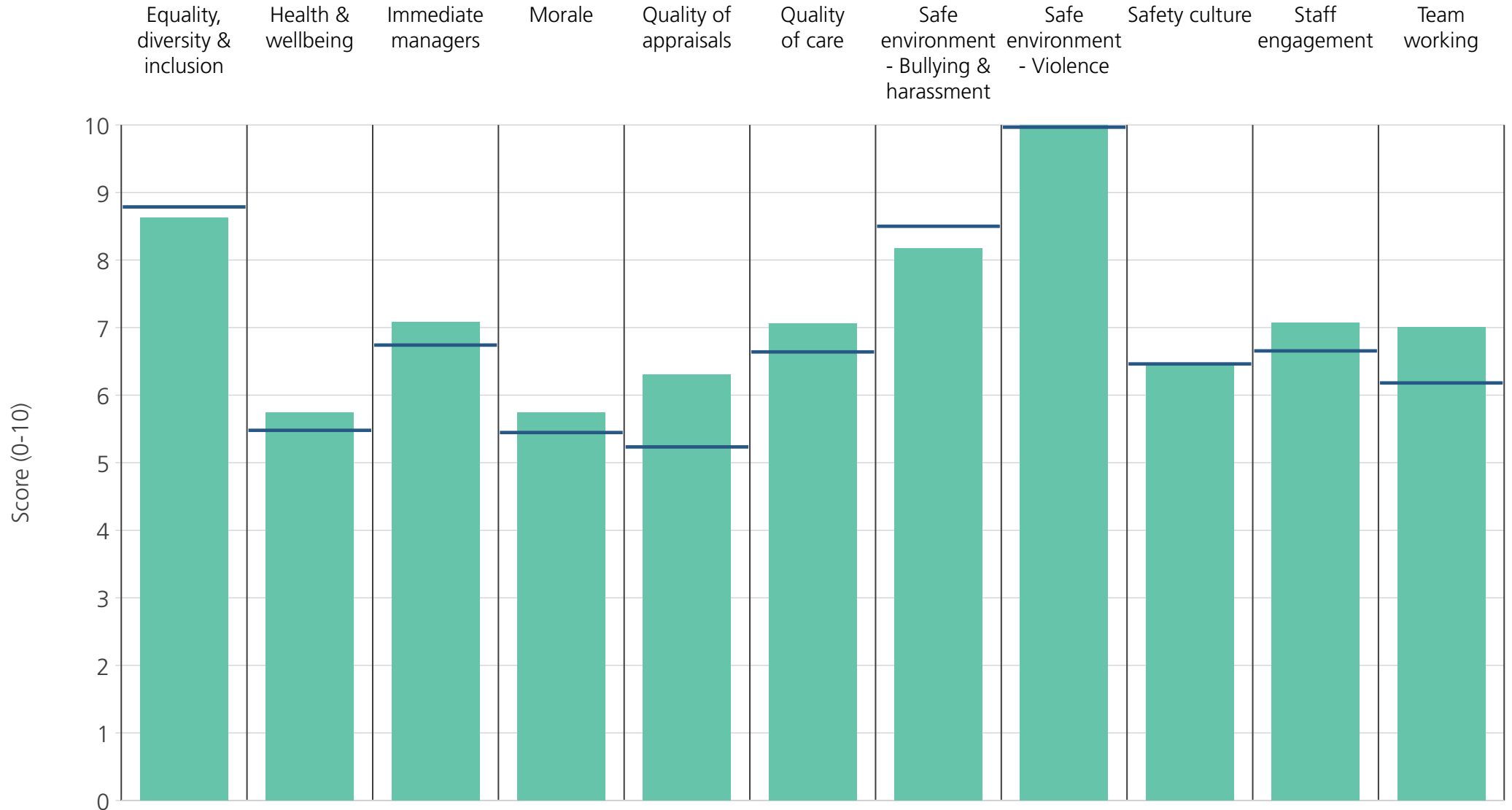
2019 NHS Staff Survey Results



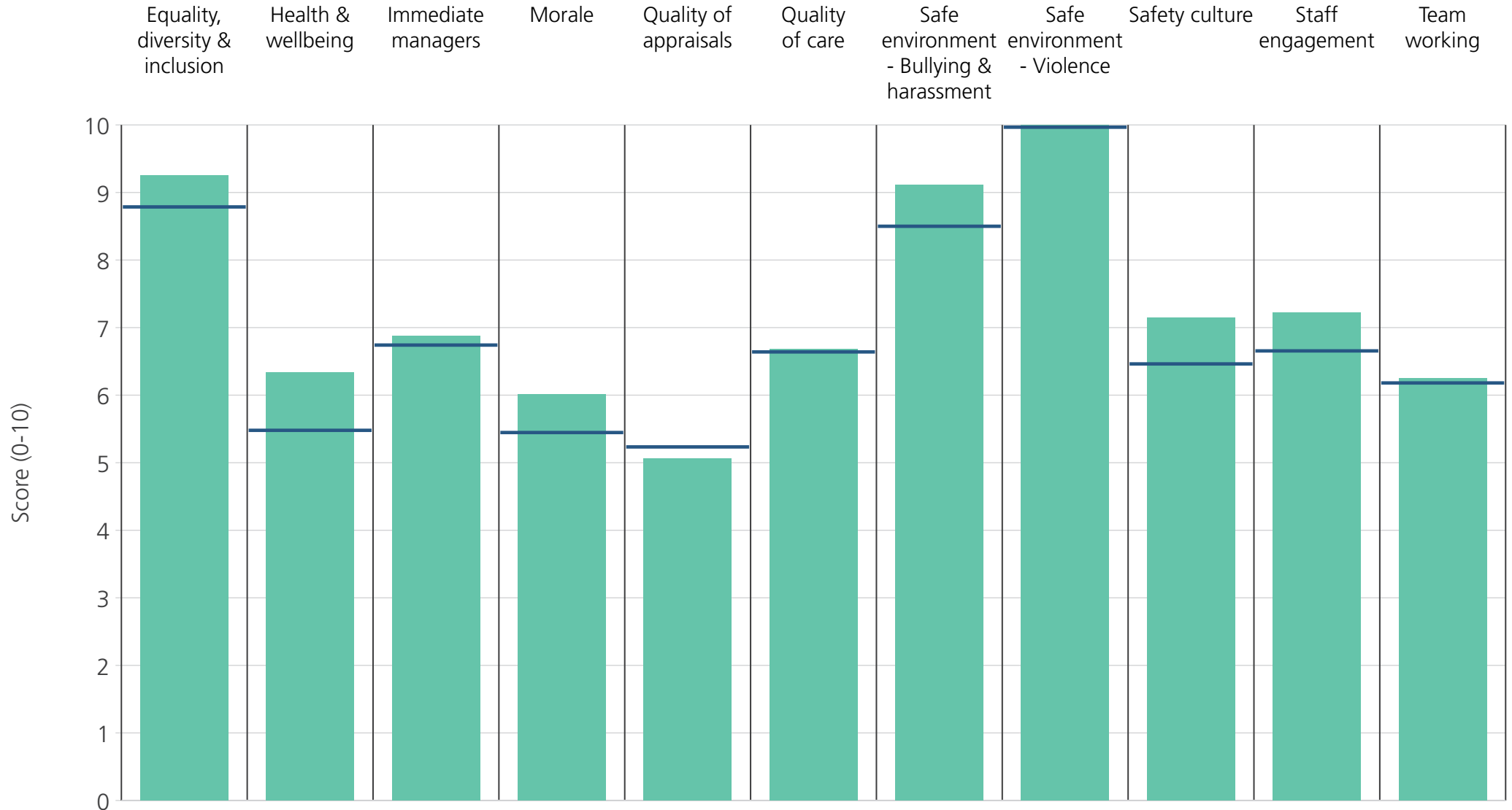
Directorate	8.9	5.4	6.9	5.7	5.3	6.8	8.5	10.0	6.5	6.6	6.4
Your org	8.8	5.5	6.7	5.4	5.2	6.6	8.5	10.0	6.5	6.7	6.2
Responses	154	155	156	154	131	93	154	155	155	156	150



Directorate	8.6	5.2	6.5	4.9	5.0	6.4	8.4	9.9	6.2	6.4	5.7
Your org	8.8	5.5	6.7	5.4	5.2	6.6	8.5	10.0	6.5	6.7	6.2
Responses	155	156	156	156	90	81	155	154	154	158	155



Directorate	8.6	5.7	7.1	5.7	6.3	7.1	8.2	10.0	6.4	7.1	7.0
Your org	8.8	5.5	6.7	5.4	5.2	6.6	8.5	10.0	6.5	6.7	6.2
Responses	43	43	43	43	23	19	42	42	42	44	43

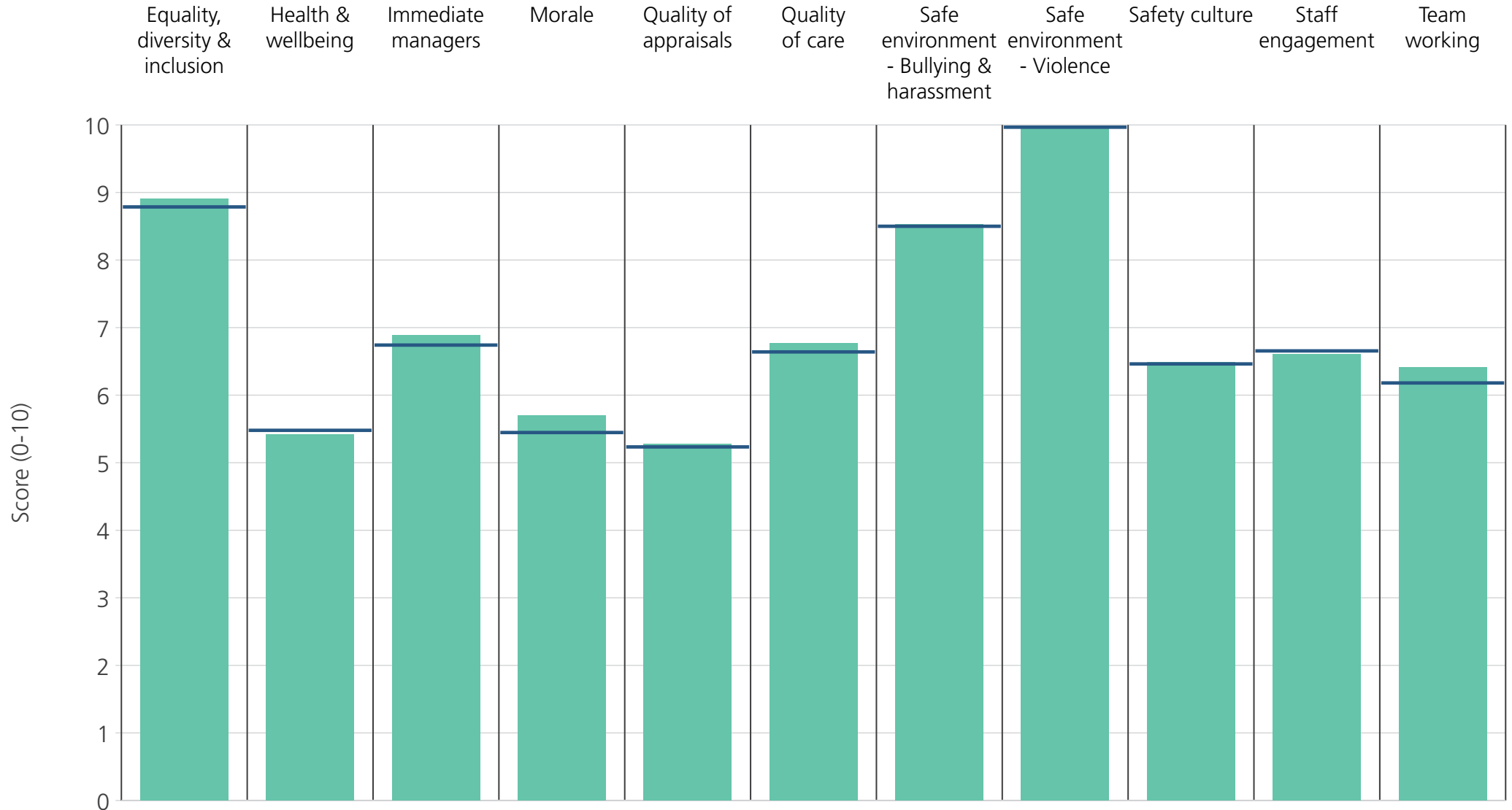


Directorate	9.3	6.3	6.9	6.0	5.1	6.7	9.1	10.0	7.1	7.2	6.3
Your org	8.8	5.5	6.7	5.4	5.2	6.6	8.5	10.0	6.5	6.7	6.2
Responses	49	49	48	47	43	26	49	49	48	49	49

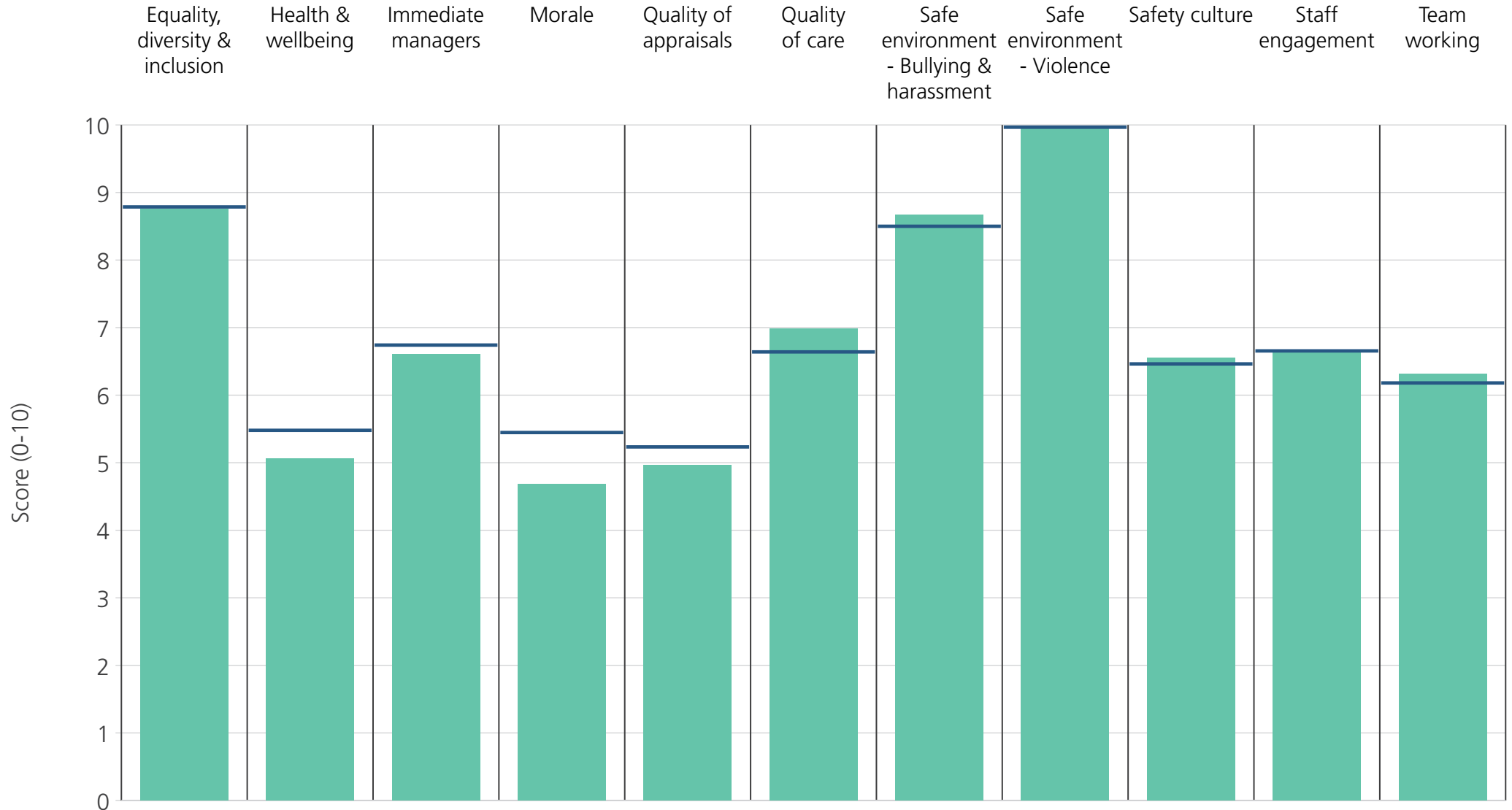
Directorates 2

NELCA

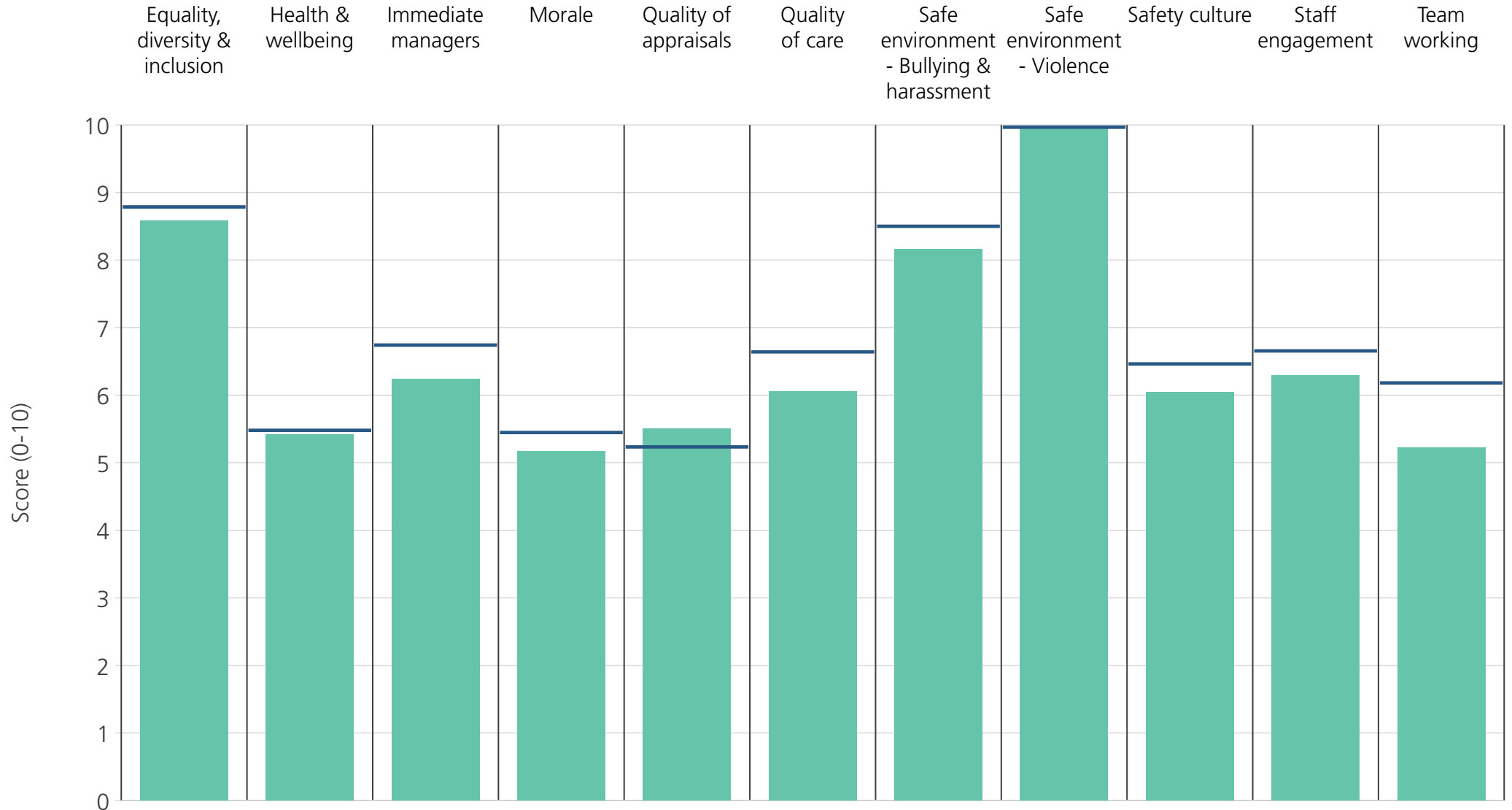
2019 NHS Staff Survey Results



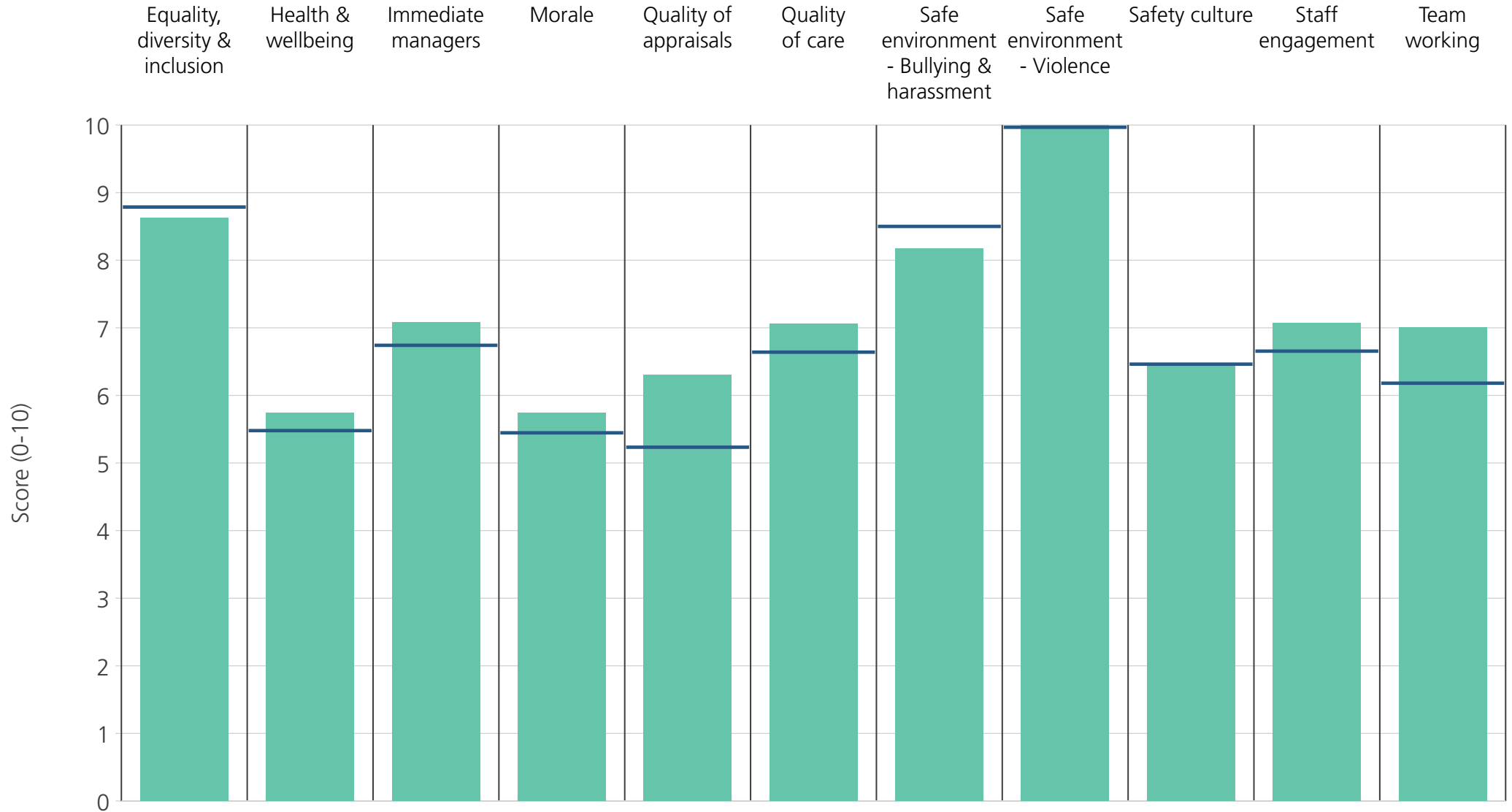
Directorate	8.9	5.4	6.9	5.7	5.3	6.8	8.5	10.0	6.5	6.6	6.4
Your org	8.8	5.5	6.7	5.4	5.2	6.6	8.5	10.0	6.5	6.7	6.2
Responses	154	155	156	154	131	93	154	155	155	156	150



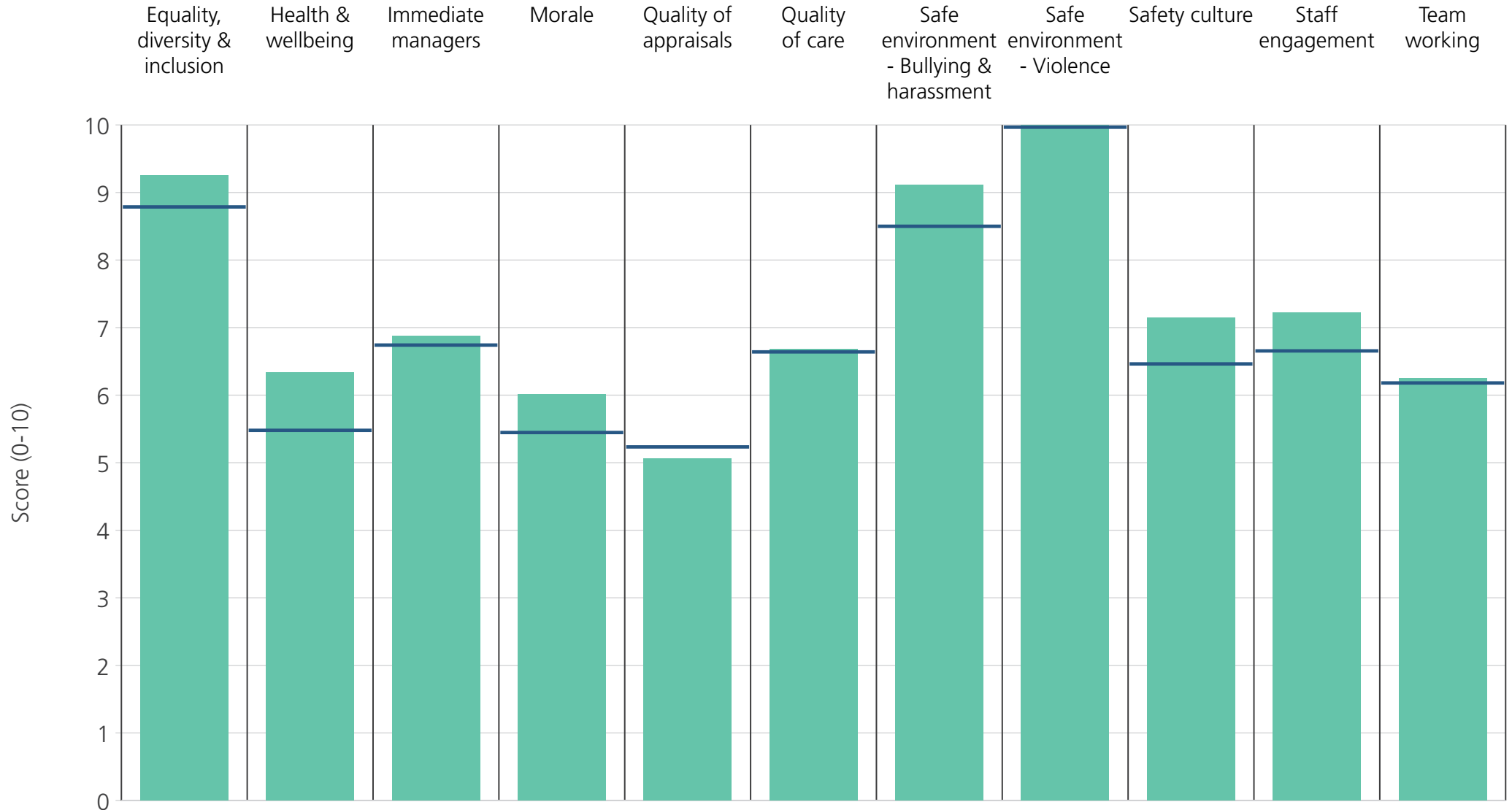
Directorate	8.8	5.1	6.6	4.7	5.0	7.0	8.7	9.9	6.5	6.6	6.3
Your org	8.8	5.5	6.7	5.4	5.2	6.6	8.5	10.0	6.5	6.7	6.2
Responses	55	55	55	55	32	22	55	55	55	55	55



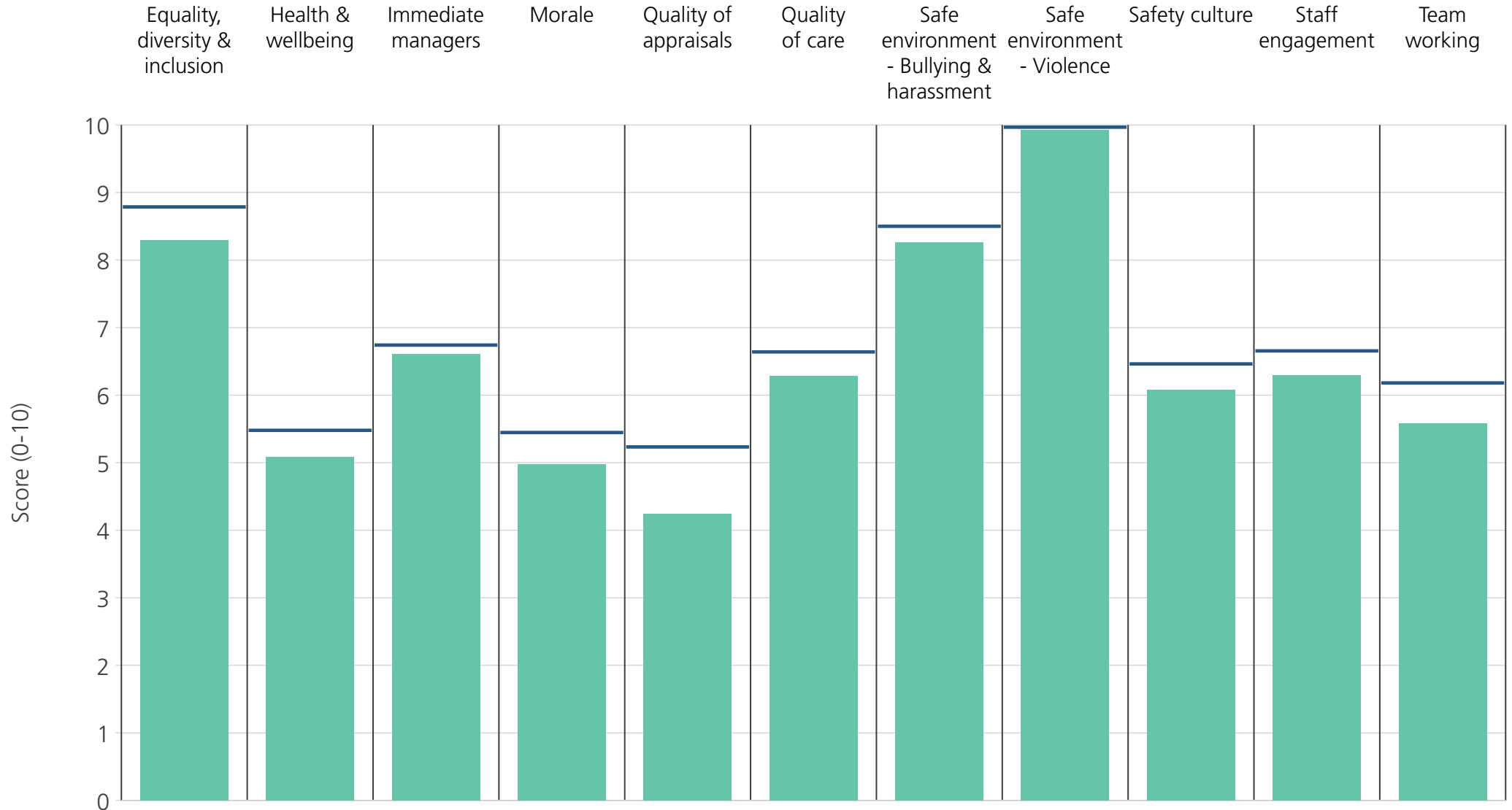
Directorate	8.6	5.4	6.2	5.2	5.5	6.1	8.2	9.9	6.0	6.3	5.2
Your org	8.8	5.5	6.7	5.4	5.2	6.6	8.5	10.0	6.5	6.7	6.2
Responses	57	58	58	58	35	35	57	56	57	59	57



Directorate	8.6	5.7	7.1	5.7	6.3	7.1	8.2	10.0	6.4	7.1	7.0
Your org	8.8	5.5	6.7	5.4	5.2	6.6	8.5	10.0	6.5	6.7	6.2
Responses	43	43	43	43	23	19	42	42	42	44	43



Directorate	9.3	6.3	6.9	6.0	5.1	6.7	9.1	10.0	7.1	7.2	6.3
Your org	8.8	5.5	6.7	5.4	5.2	6.6	8.5	10.0	6.5	6.7	6.2
Responses	49	49	48	47	43	26	49	49	48	49	49



Directorate	8.3	5.1	6.6	5.0	4.2	6.3	8.3	9.9	6.1	6.3	5.6
Your org	8.8	5.5	6.7	5.4	5.2	6.6	8.5	10.0	6.5	6.7	6.2
Responses	43	43	43	43	23	24	43	43	42	44	43