

NHS Southwark CCG, NHS South East London Commissioning Alliance and Our Healthier South East London

2019 NHS Staff Survey

Directorate Report

Contents

Introduction	3
Themes – Directorates 1	4
Quality and nursing	5
Transformation, corporate and finance	6
NHS SEL commissioning alliance (corporate) & surge hub	7
SEL Primary care contracting	8
ICDT	9
Integrated commissioning and clinical leadership	10
OHSEL	11
Themes – Directorates 2	12
NHS Southwark CCG	13
SEL commissioning alliance	14
OHSEL	15

This directorate report for NHS Southwark CCG, NHS South East London Commissioning Alliance and Our Healthier South East London contains results by directorate for themes from the 2019 NHS Staff Survey. These results are compared to the unweighted average for your organisation.

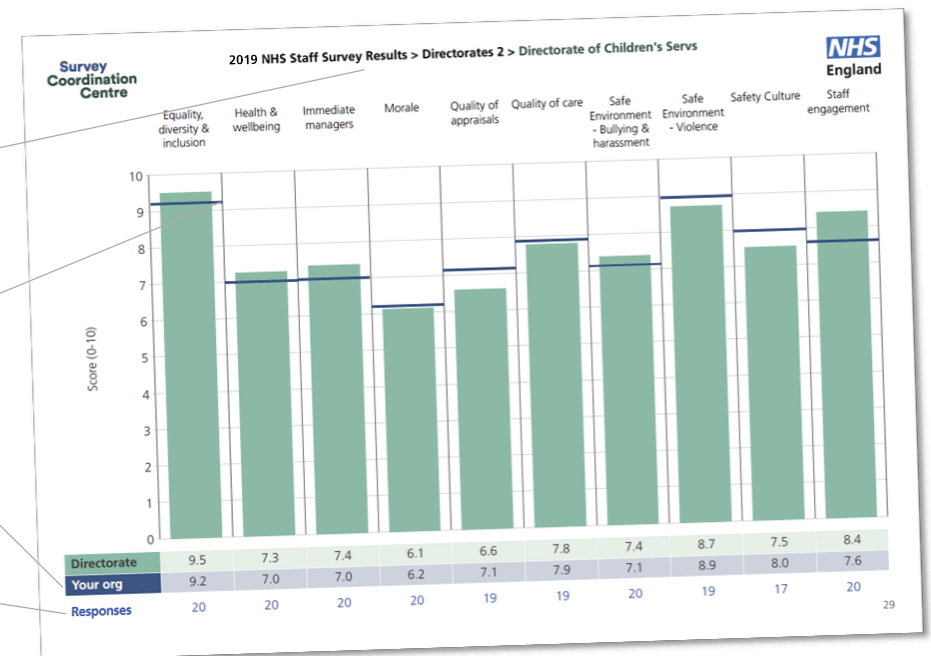
The directorate breakdowns used in this report were provided and defined by NHS Southwark CCG, NHS South East London Commissioning Alliance and Our Healthier South East London. Details of how the theme scores were calculated are included in the Technical Document, available to download from our [results website](#).

Key features

Breakdown type and **directorate name** are specified in the header. Black text in the header is hyperlinked: clicking on '2019 NHS Staff Survey Results' navigates back to the contents page.

Directorate results are presented in the context of the (unweighted) **organisation average ('Your org')**, so it is easy to tell if a directorate is performing better or worse than the organisation average. For all themes, a higher score is a better result than a lower score.

The **number of responses** feeding into each theme score **for the given directorate** is specified below the table containing the directorate and trust scores.

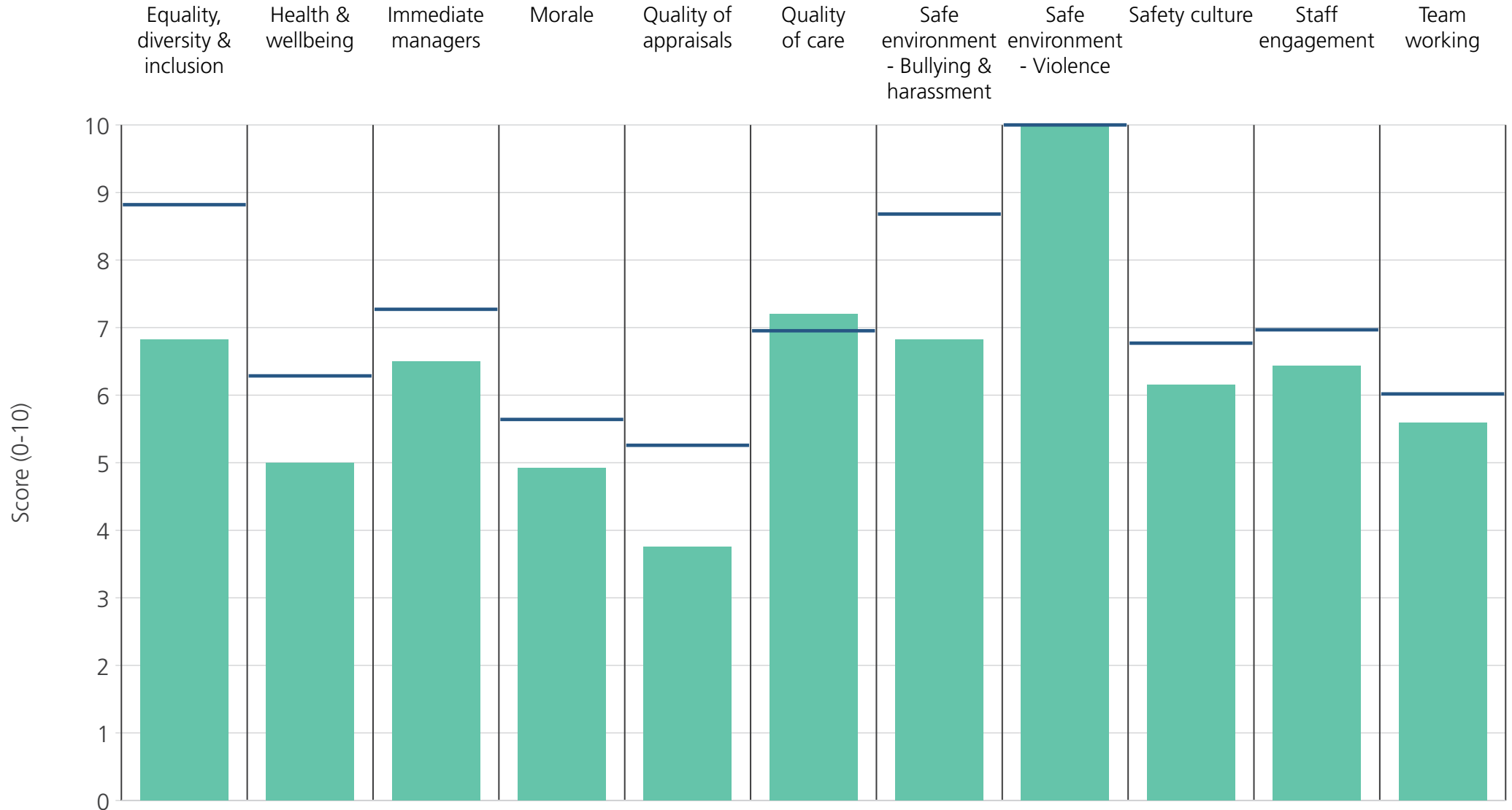


! Note: when there are less than 11 responses in a group, results are suppressed to protect staff confidentiality

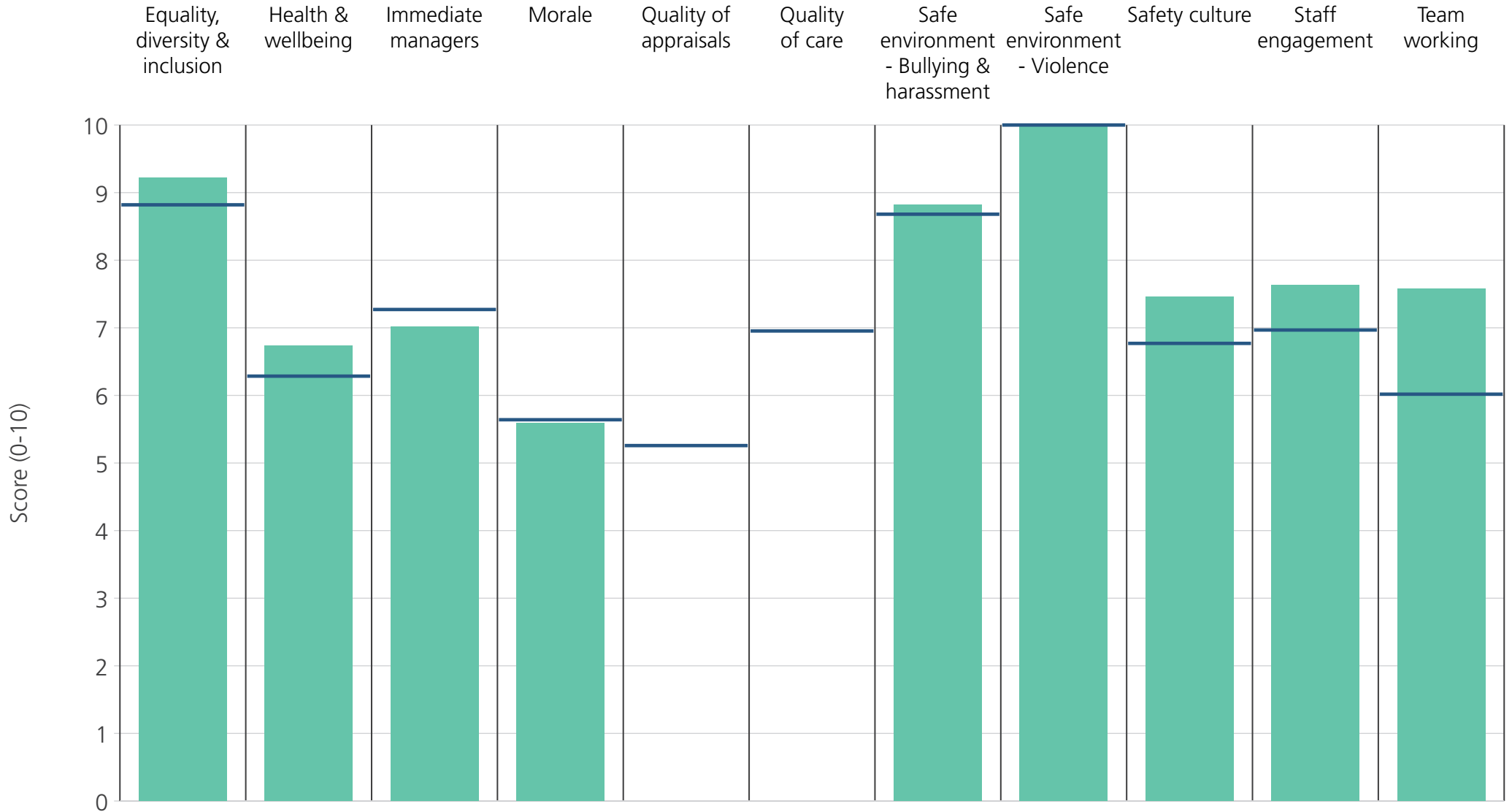
Directorates 1

NHS Southwark CCG, NHS South East London Commissioning Alliance and
Our Healthier South East London

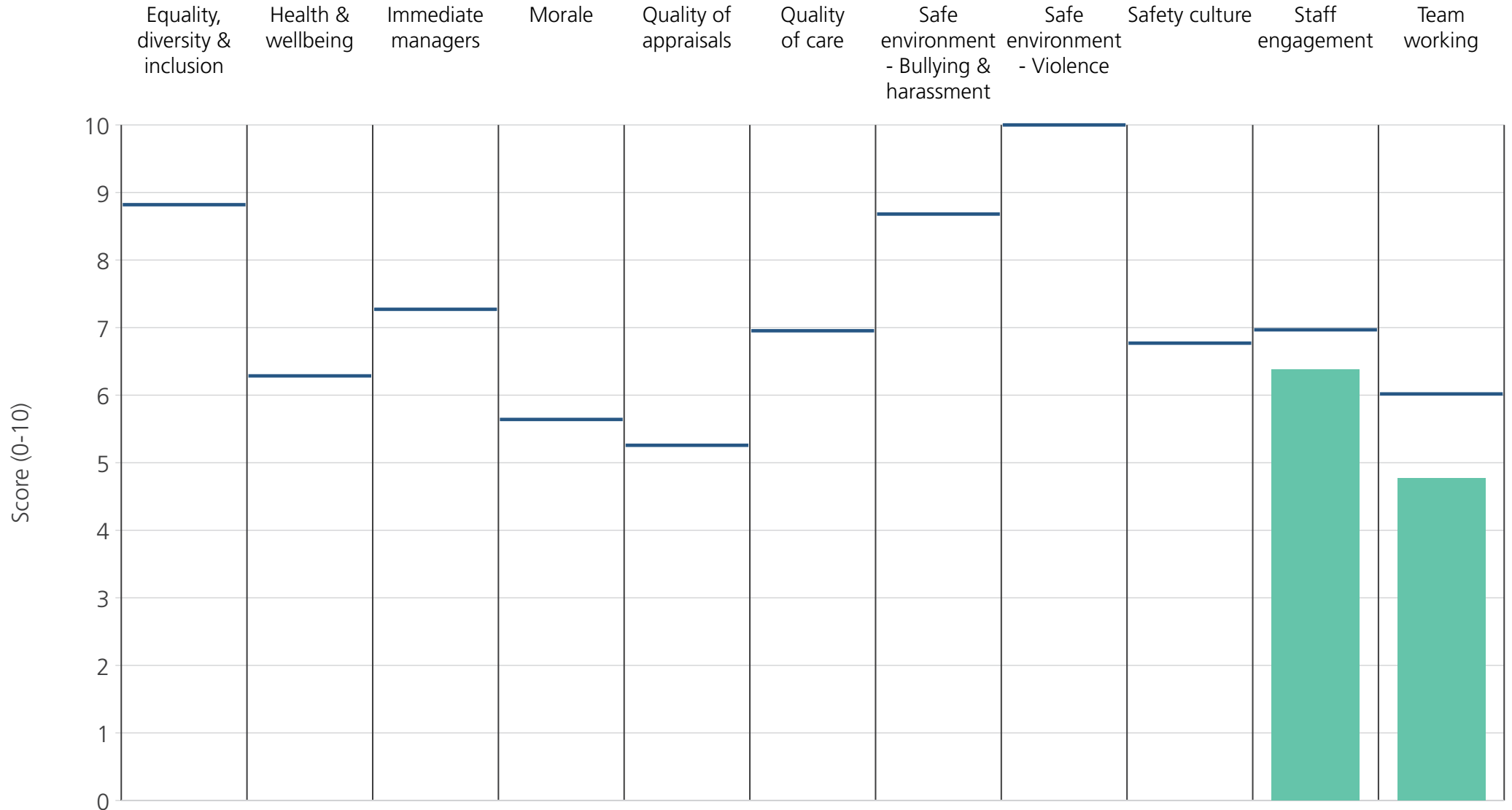
2019 NHS Staff Survey Results



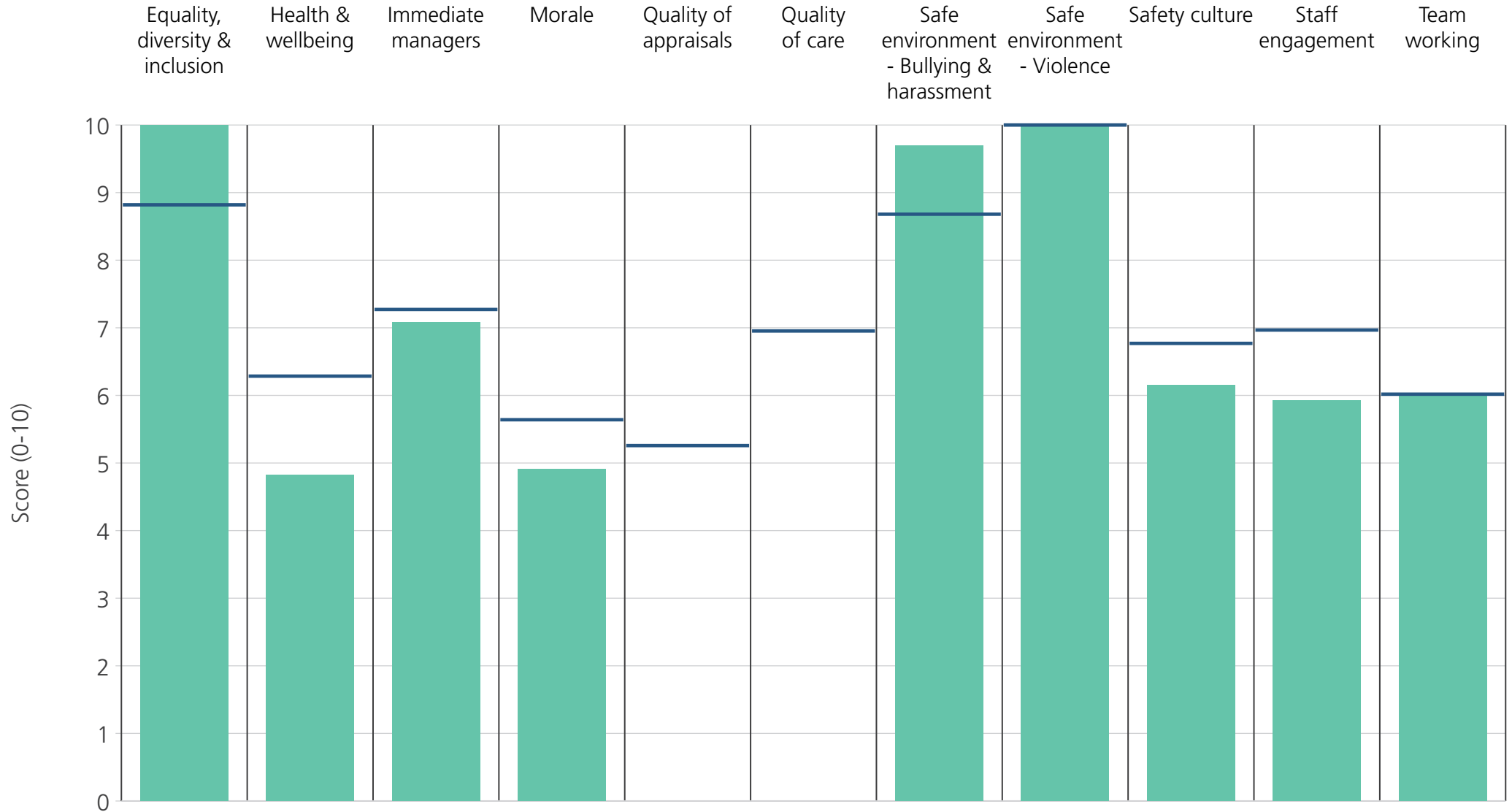
Directorate	6.8	5.0	6.5	4.9	3.8	7.2	6.8	10.0	6.2	6.4	5.6
Your org	8.8	6.3	7.3	5.6	5.3	7.0	8.7	10.0	6.8	7.0	6.0
Responses	21	21	21	21	15	14	21	21	21	21	21



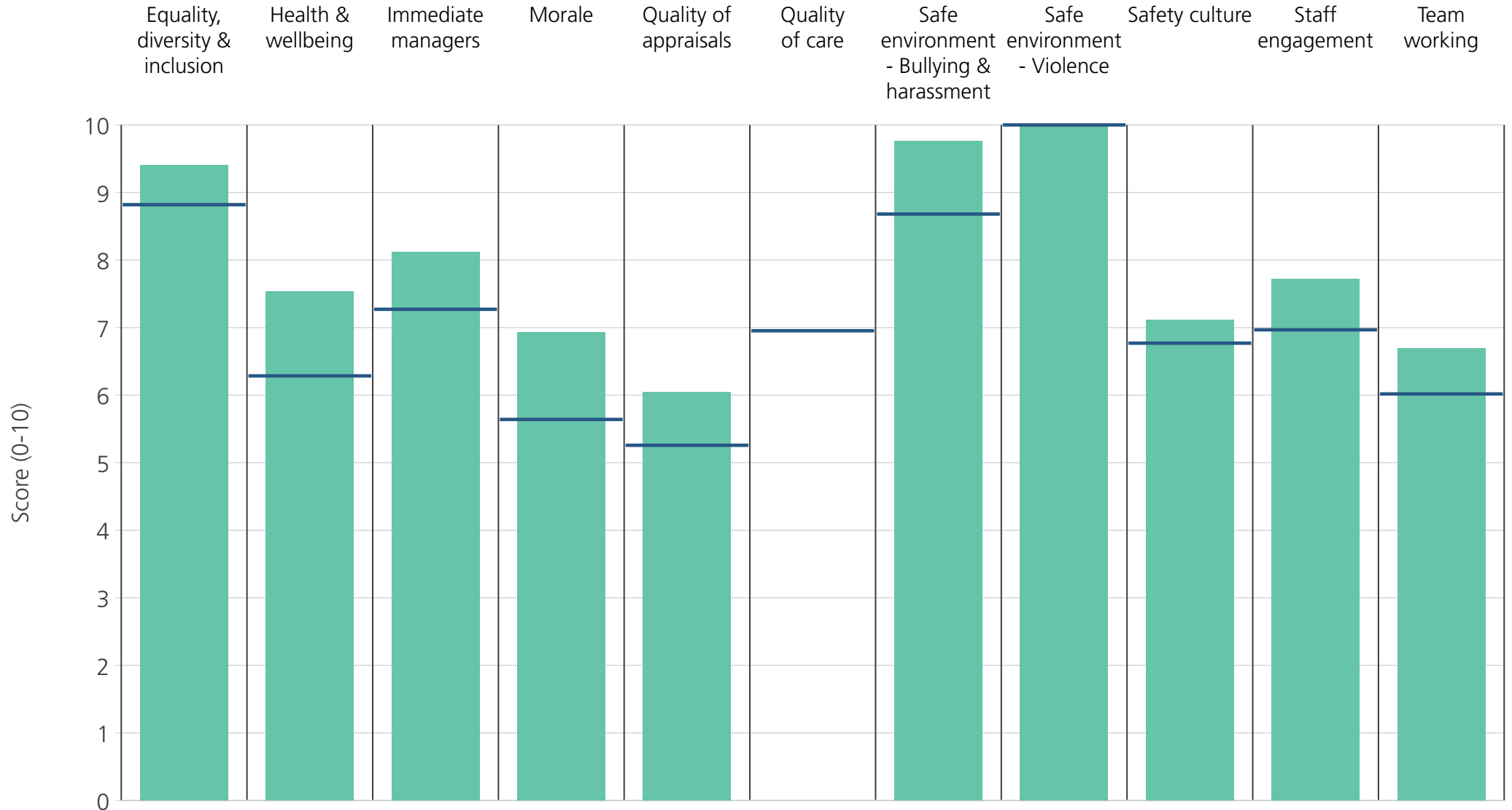
Directorate	9.2	6.7	7.0	5.6	5.3	7.0	8.8	10.0	7.5	7.6	7.6
Your org	8.8	6.3	7.3	5.6	5.3	7.0	8.7	10.0	6.8	7.0	6.0
Responses	17	17	17	17	10	8	17	17	17	17	17



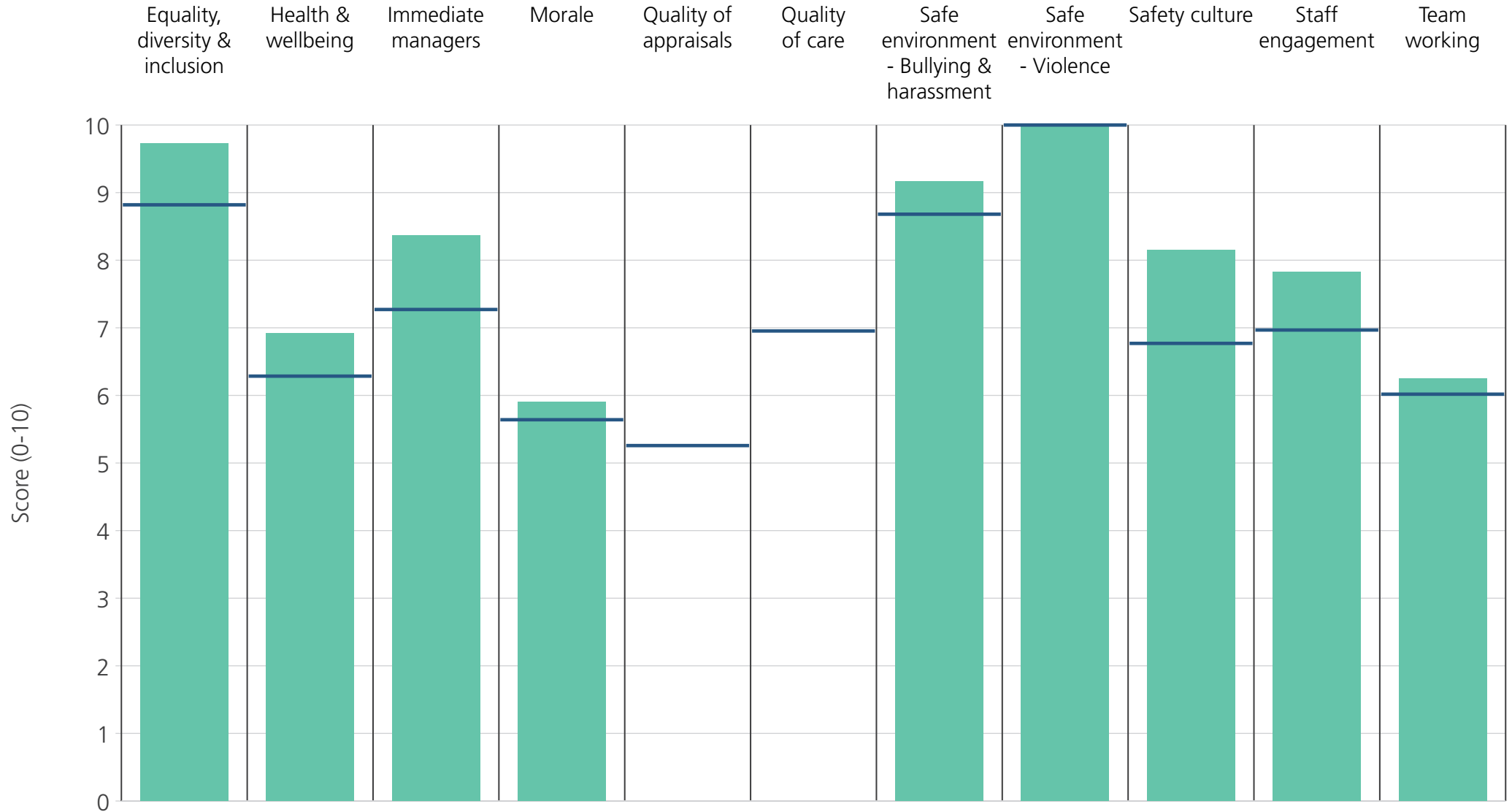
Directorate	8.8	6.3	7.3	5.6	5.3	7.0	8.7	10.0	6.8	6.4	4.8
Your org	8.8	6.3	7.3	5.6	5.3	7.0	8.7	10.0	6.8	7.0	6.0
Responses	10	10	10	10	6	4	10	10	10	11	11



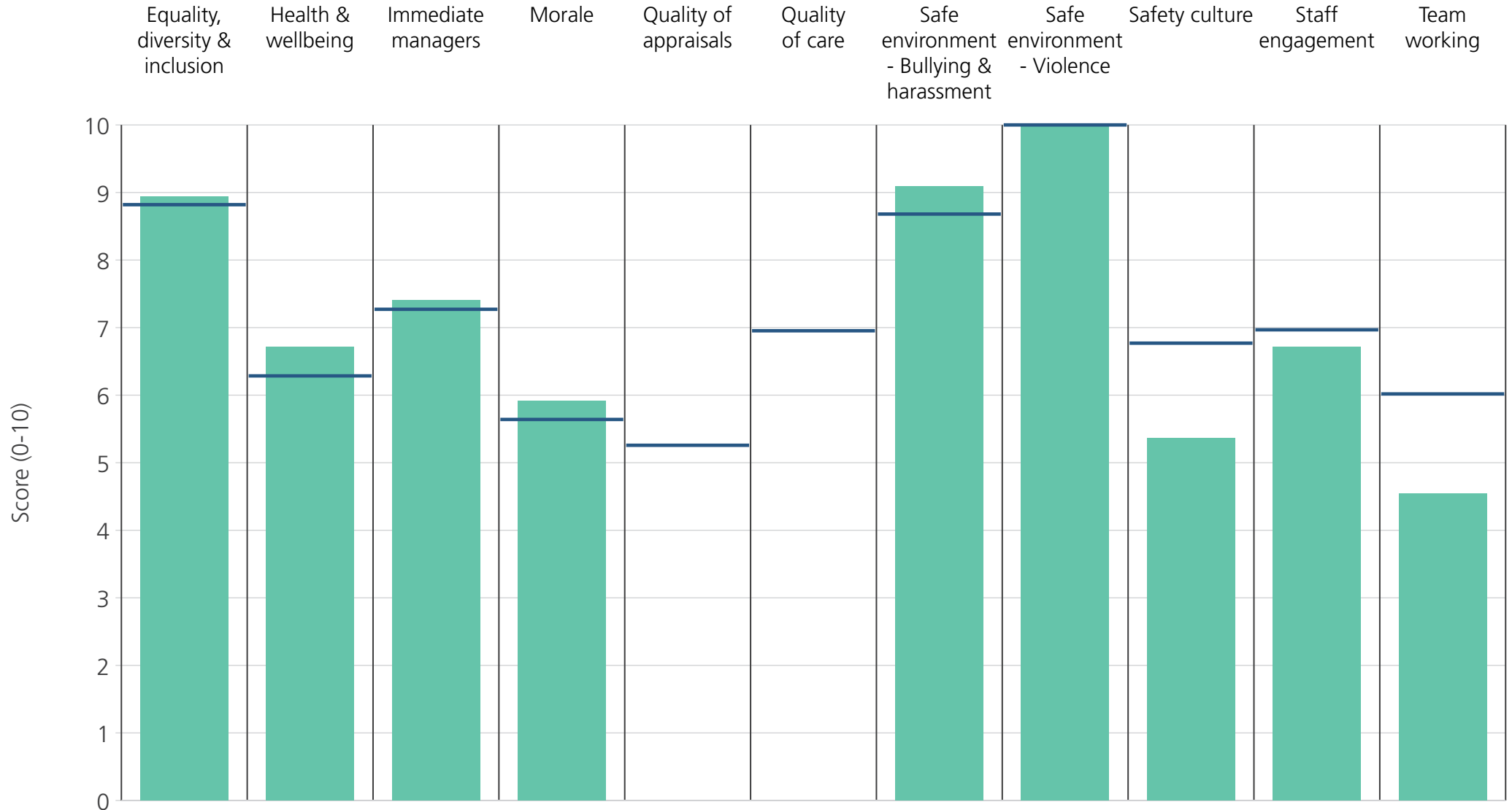
Directorate	10.0	4.8	7.1	4.9	5.3	7.0	9.7	10.0	6.2	5.9	6.0
Your org	8.8	6.3	7.3	5.6	5.3	7.0	8.7	10.0	6.8	7.0	6.0
Responses	11	11	11	11	3	4	11	11	11	11	11



Directorate	9.4	7.5	8.1	6.9	6.0	7.0	9.8	10.0	7.1	7.7	6.7
Your org	8.8	6.3	7.3	5.6	5.3	7.0	8.7	10.0	6.8	7.0	6.0
Responses	14	14	14	14	12	7	14	14	13	14	14



Directorate	9.7	6.9	8.4	5.9	5.3	7.0	9.2	10.0	8.1	7.8	6.3
Your org	8.8	6.3	7.3	5.6	5.3	7.0	8.7	10.0	6.8	7.0	6.0
Responses	12	12	12	12	9	7	12	12	12	12	12

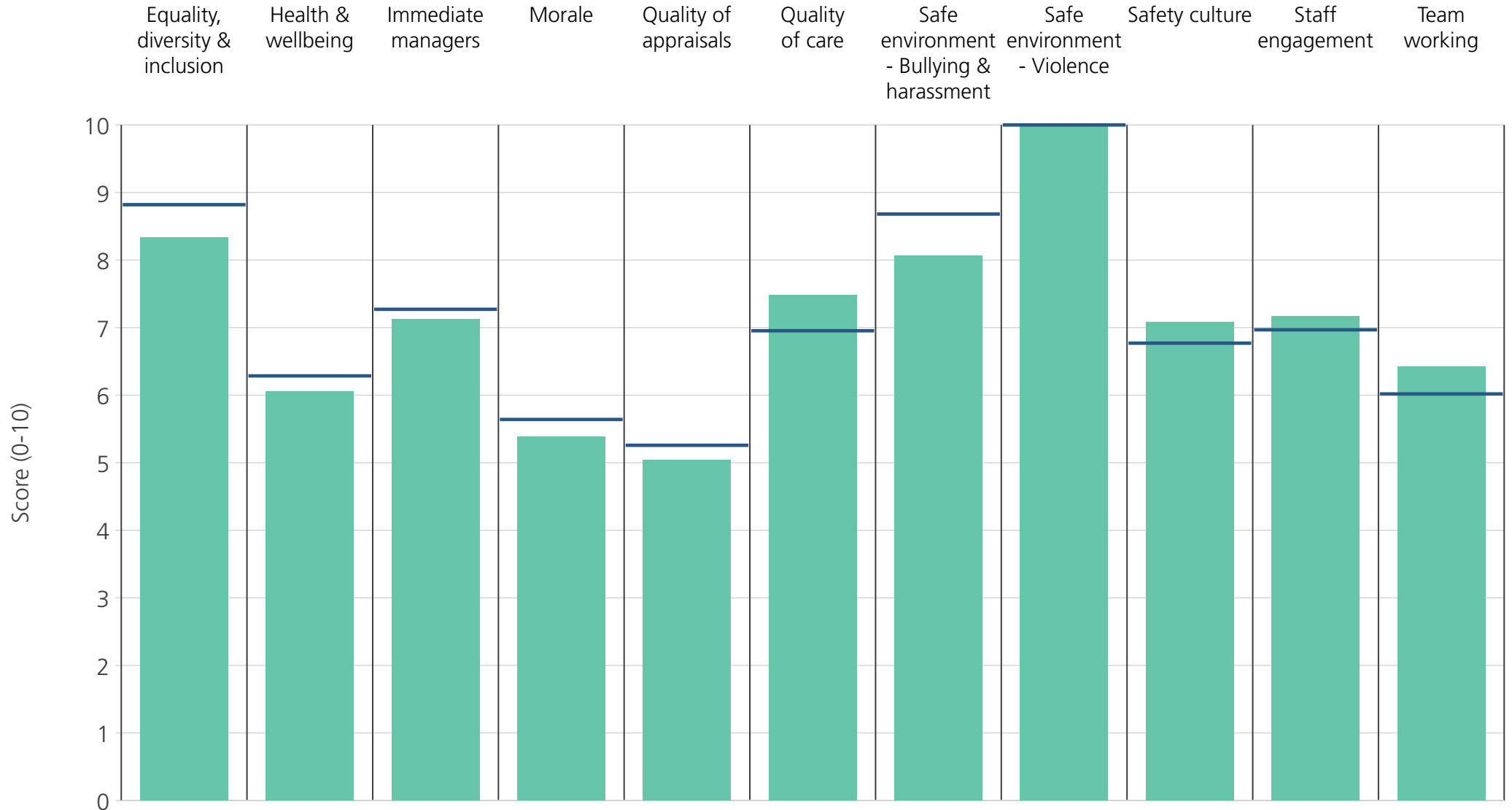


Directorate	8.9	6.7	7.4	5.9			9.1	10.0	5.4	6.7	4.5
Your org	8.8	6.3	7.3	5.6	5.3	7.0	8.7	10.0	6.8	7.0	6.0
Responses	11	11	11	11	8	4	11	11	11	11	11

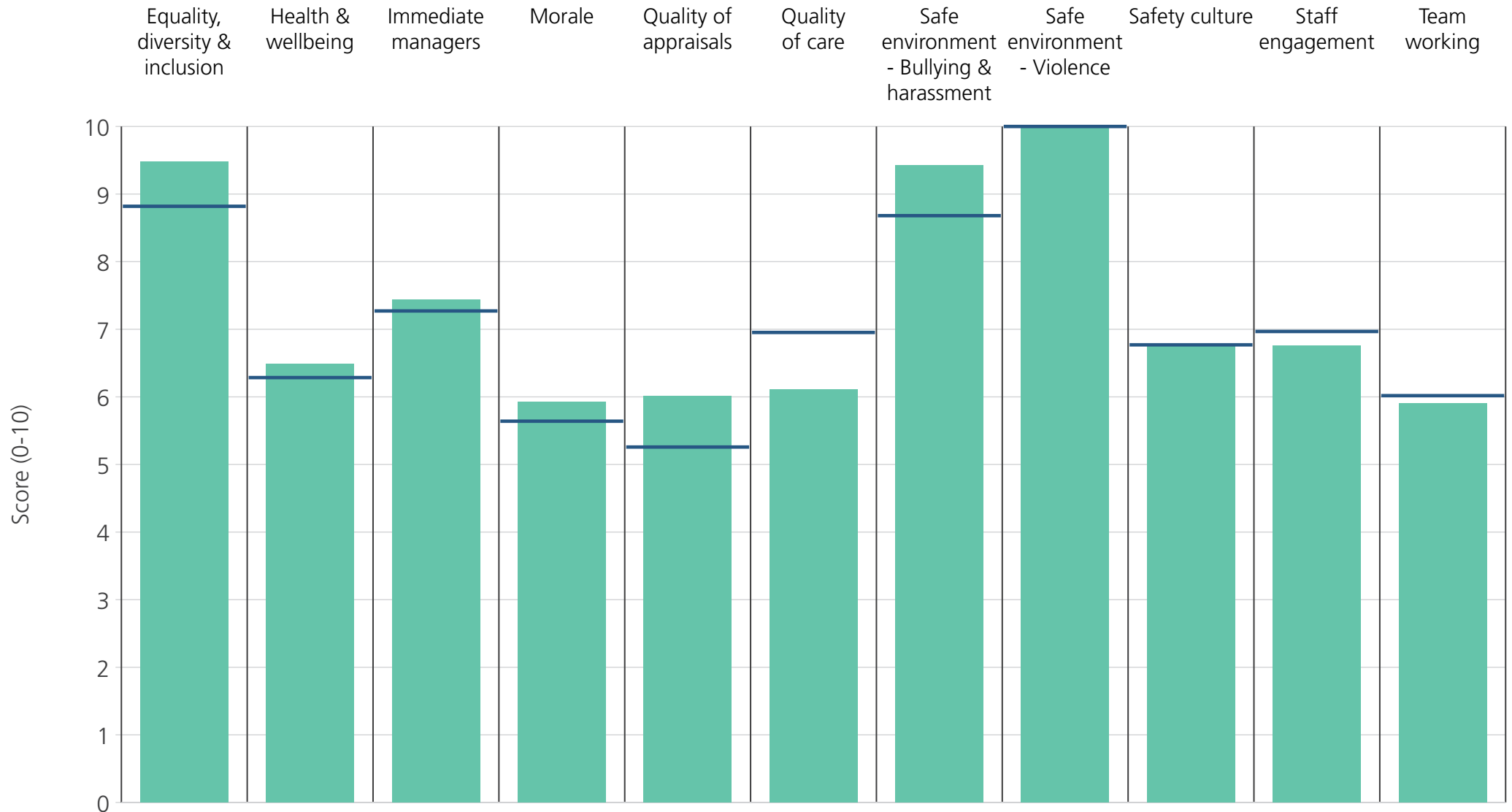
Directorates 2

NHS Southwark CCG, NHS South East London Commissioning Alliance and
Our Healthier South East London

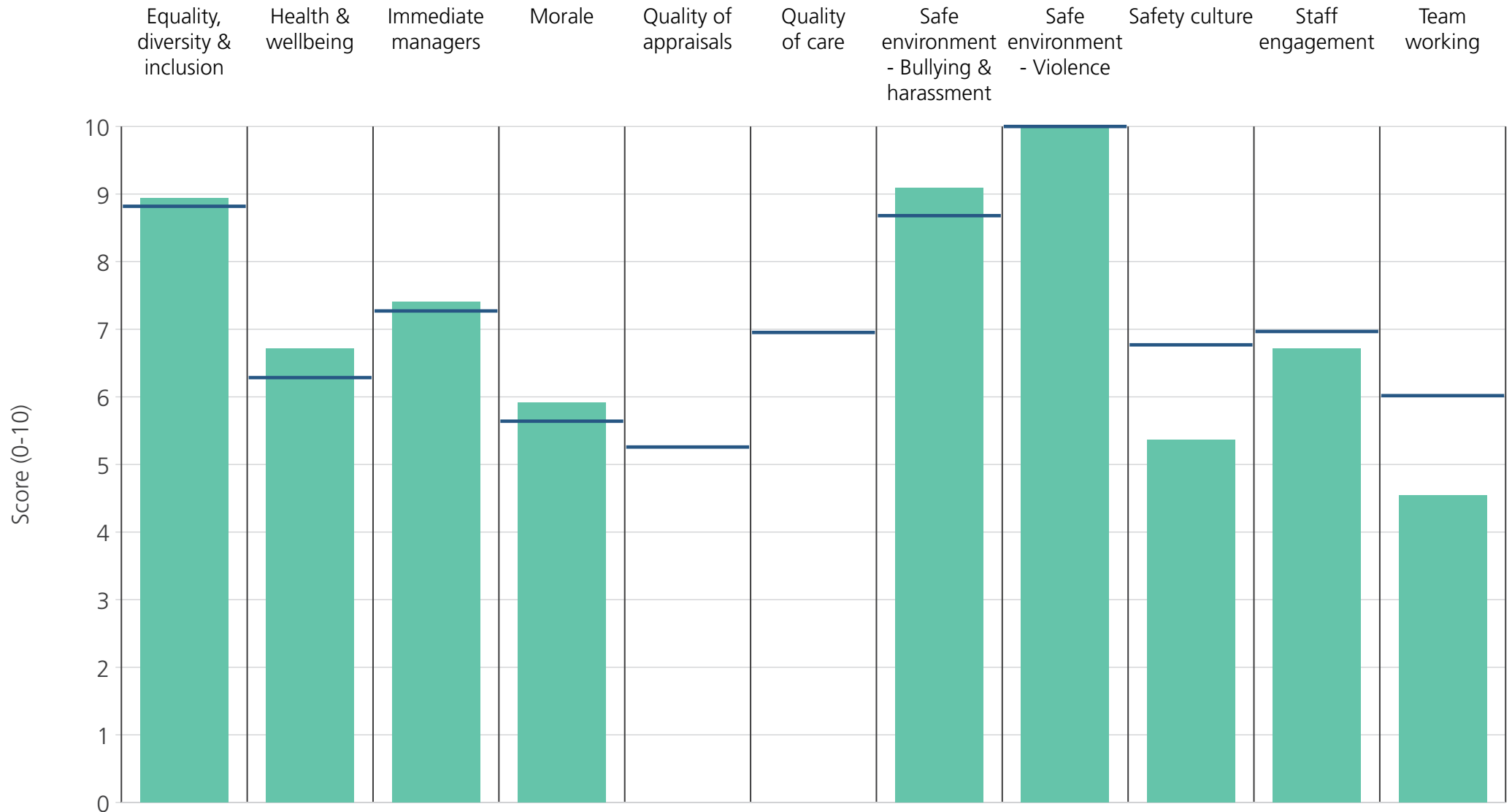
2019 NHS Staff Survey Results



Directorate	8.3	6.1	7.1	5.4	5.0	7.5	8.1	10.0	7.1	7.2	6.4
Your org	8.8	6.3	7.3	5.6	5.3	7.0	8.7	10.0	6.8	7.0	6.0
Responses	50	50	50	50	34	29	50	50	50	50	50



Directorate	9.5	6.5	7.4	5.9	6.0	6.1	9.4	10.0	6.8	6.8	5.9
Your org	8.8	6.3	7.3	5.6	5.3	7.0	8.7	10.0	6.8	7.0	6.0
Responses	35	35	35	35	21	15	35	35	34	36	36



Directorate	8.9	6.7	7.4	5.9			9.1	10.0	5.4	6.7	4.5
Your org	8.8	6.3	7.3	5.6	5.3	7.0	8.7	10.0	6.8	7.0	6.0
Responses	11	11	11	11	8	4	11	11	11	11	11