

NHS Kernow CCG

2019 NHS Staff Survey

Directorate Report

Contents

Introduction	3
Themes – Directorates 1	4
Band 5-7	5
Band 8+	6
Band 1-4	7
Themes – Directorates 2	8
Sedgemoor	9
Non Sedgemoor	10

This directorate report for NHS Kernow CCG contains results by directorate for themes from the 2019 NHS Staff Survey. These results are compared to the unweighted average for your organisation.

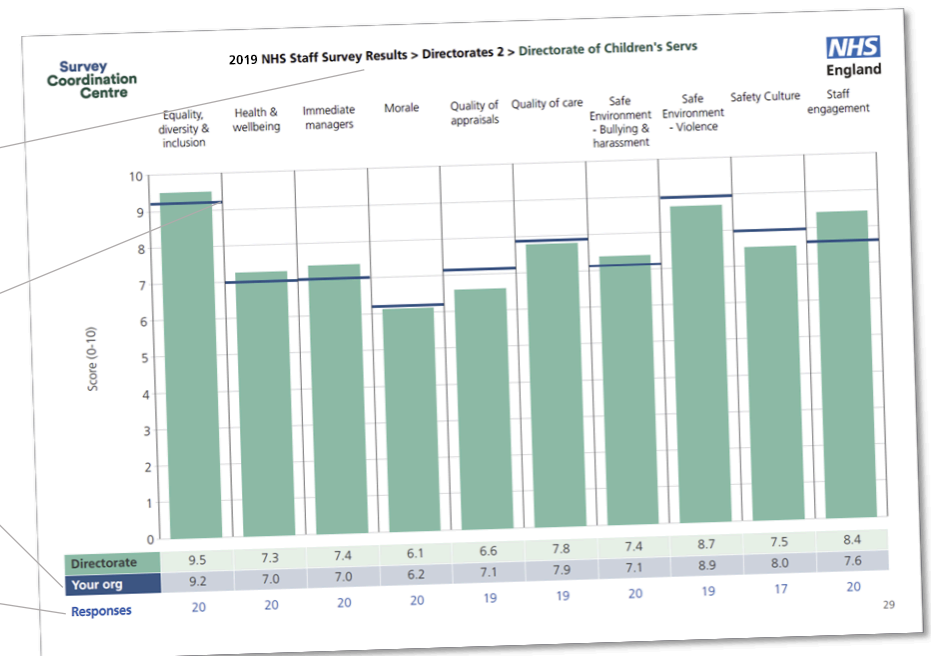
The directorate breakdowns used in this report were provided and defined by NHS Kernow CCG. Details of how the theme scores were calculated are included in the Technical Document, available to download from our [results website](#).

Key features

Breakdown type and **directorate name** are specified in the header. Black text in the header is hyperlinked: clicking on '2019 NHS Staff Survey Results' navigates back to the contents page.

Directorate results are presented in the context of the (unweighted) **organisation average ('Your org')**, so it is easy to tell if a directorate is performing better or worse than the organisation average. For all themes, a higher score is a better result than a lower score.

The **number of responses** feeding into each theme score **for the given directorate** is specified below the table containing the directorate and trust scores.

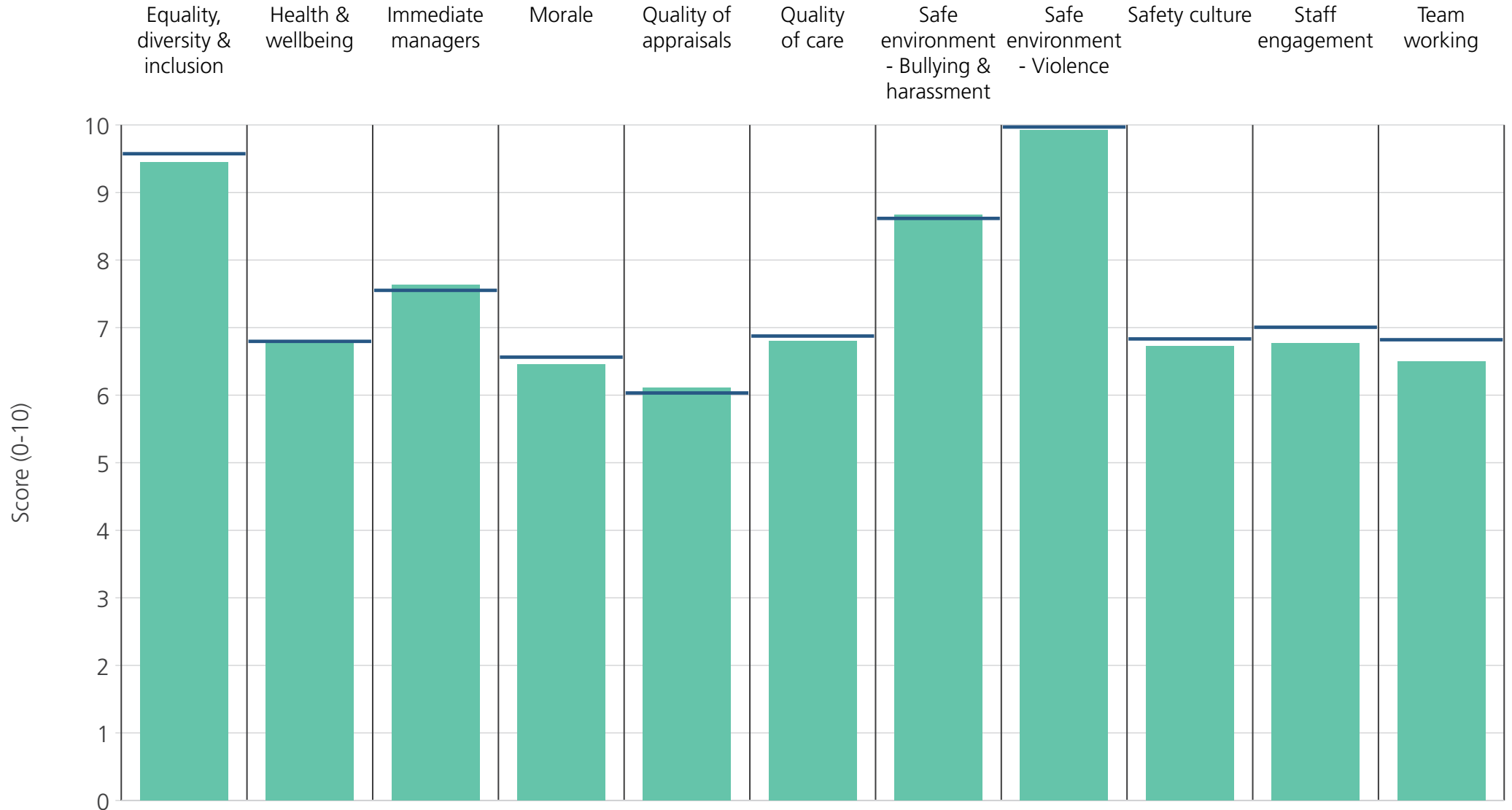


! Note: when there are less than 11 responses in a group, results are suppressed to protect staff confidentiality

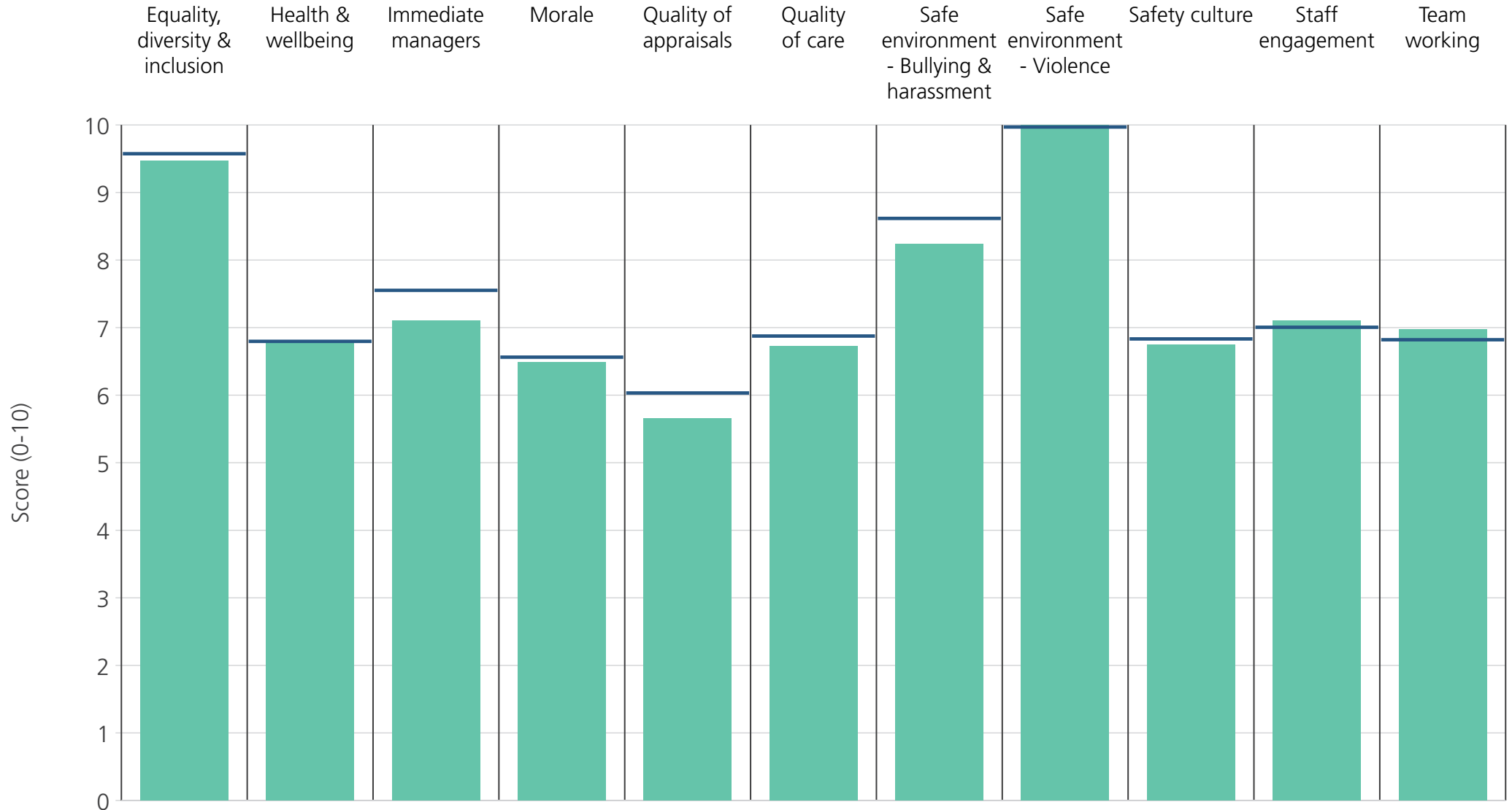
Directorates 1

NHS Kernow CCG

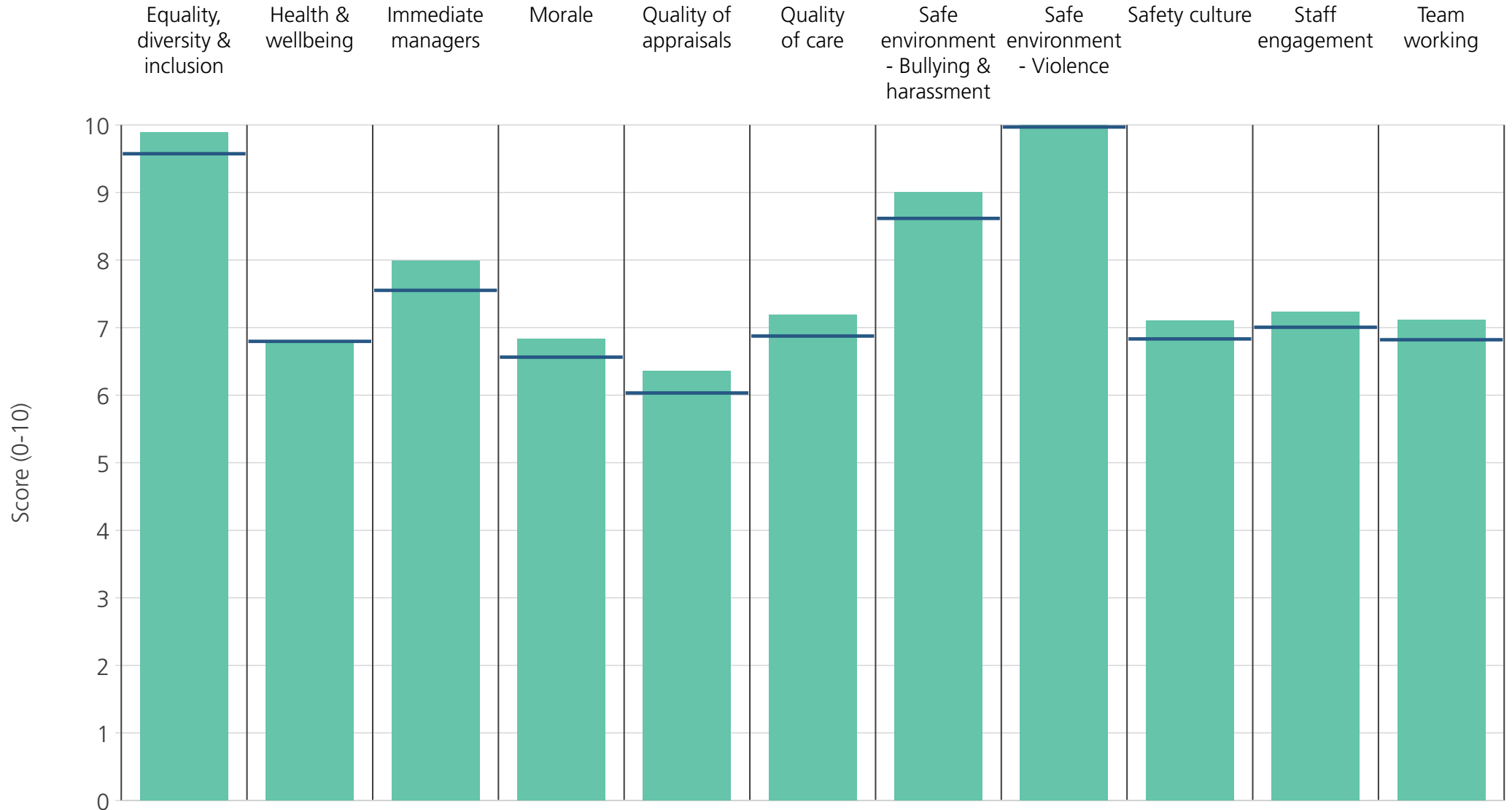
2019 NHS Staff Survey Results



Directorate	9.5	6.8	7.6	6.5	6.1	6.8	8.7	9.9	6.7	6.8	6.5
Your org	9.6	6.8	7.6	6.6	6.0	6.9	8.6	10.0	6.8	7.0	6.8
Responses	85	87	87	87	72	46	85	87	87	87	86



Directorate	9.5	6.8	7.1	6.5	5.7	6.7	8.2	10.0	6.7	7.1	7.0
Your org	9.6	6.8	7.6	6.6	6.0	6.9	8.6	10.0	6.8	7.0	6.8
Responses	72	72	71	72	56	44	70	72	72	73	73

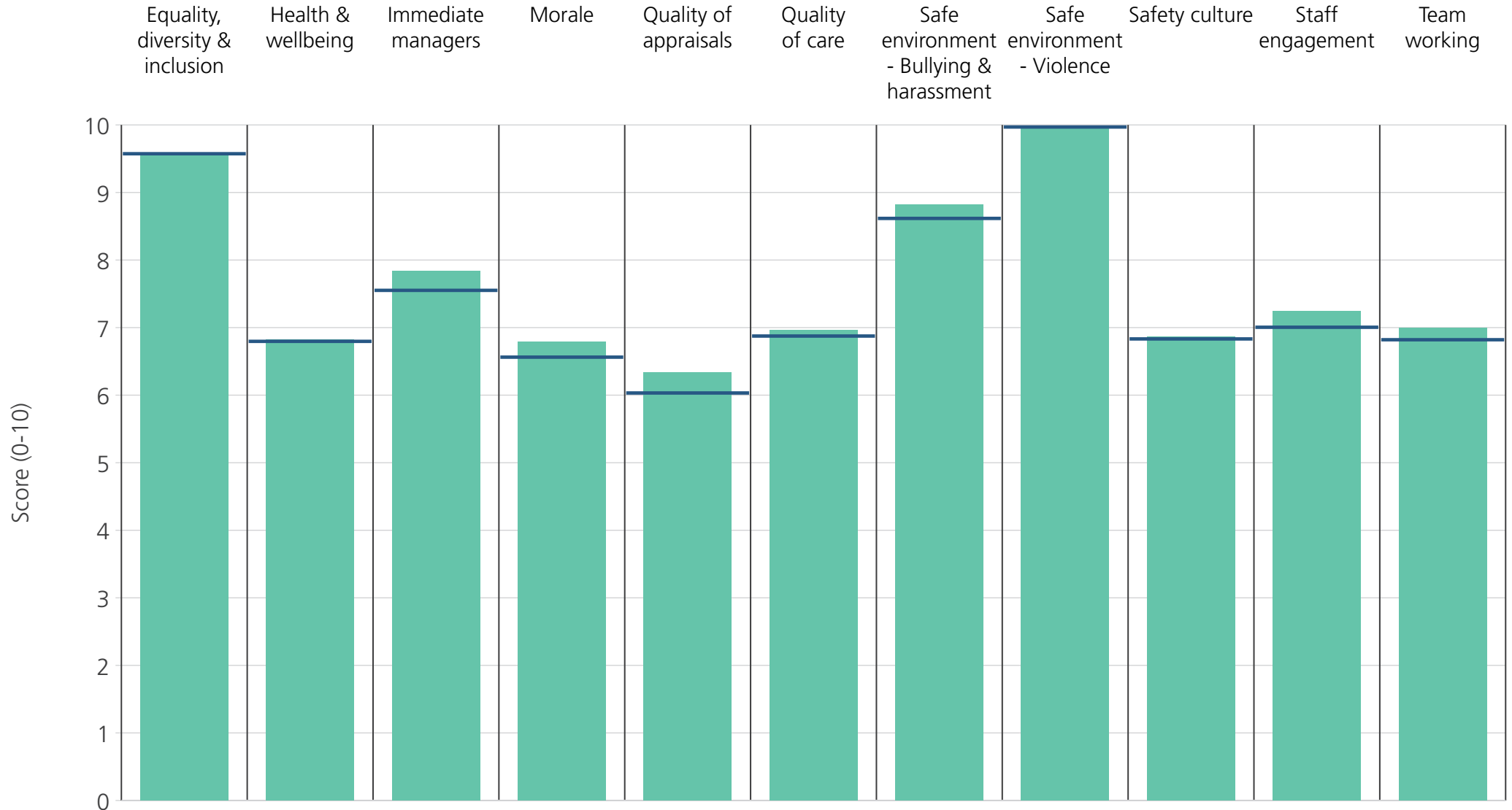


Directorate	9.9	6.8	8.0	6.8	6.4	7.2	9.0	10.0	7.1	7.2	7.1
Your org	9.6	6.8	7.6	6.6	6.0	6.9	8.6	10.0	6.8	7.0	6.8
Responses	58	58	57	57	48	32	57	58	58	58	58

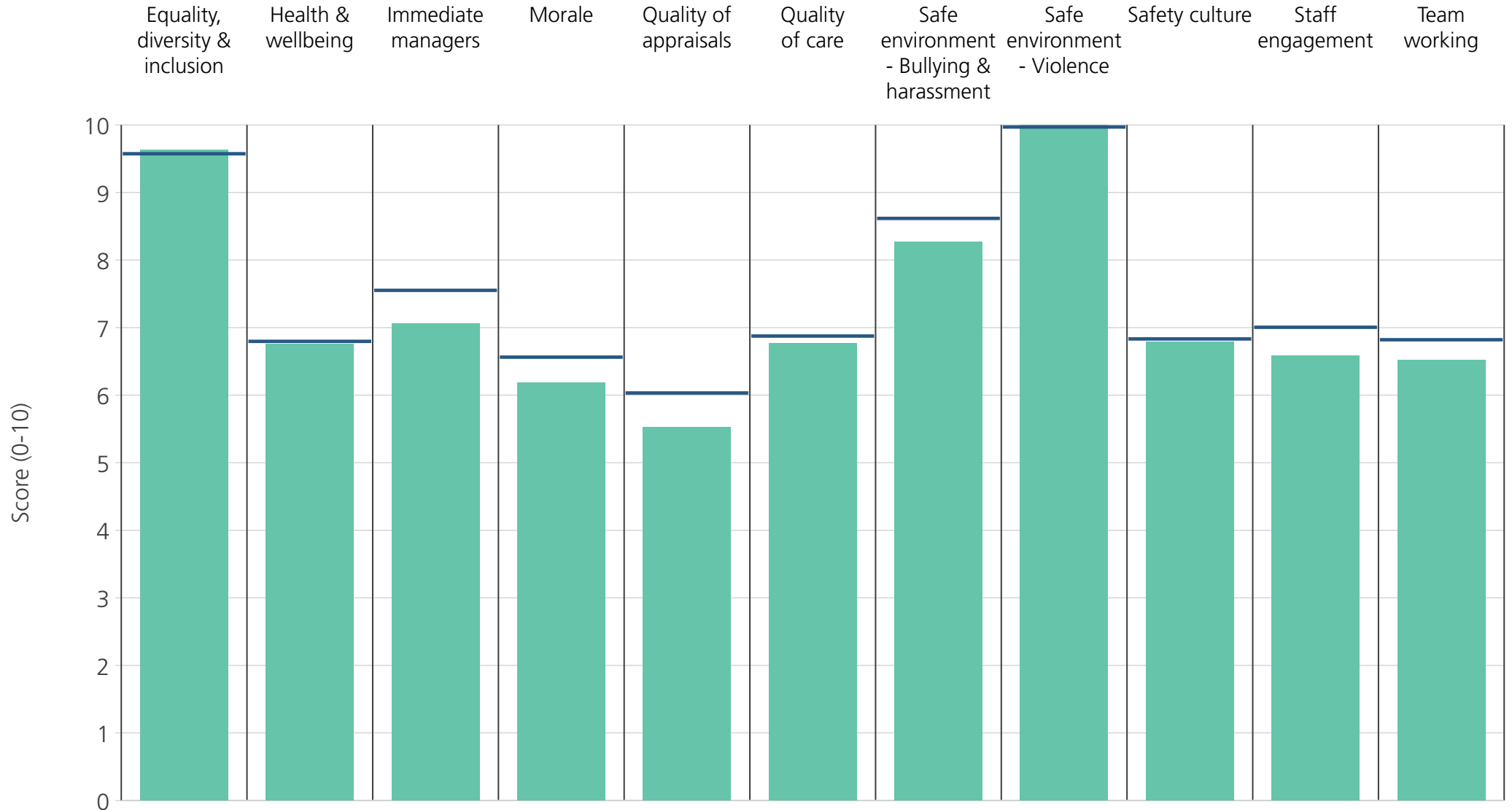
Directorates 2

NHS Kernow CCG

2019 NHS Staff Survey Results



Directorate	9.5	6.8	7.8	6.8	6.3	7.0	8.8	10.0	6.9	7.2	7.0
Your org	9.6	6.8	7.6	6.6	6.0	6.9	8.6	10.0	6.8	7.0	6.8
Responses	137	137	136	136	110	68	133	137	137	138	137



Directorate	9.6	6.8	7.1	6.2	5.5	6.8	8.3	10.0	6.8	6.6	6.5
Your org	9.6	6.8	7.6	6.6	6.0	6.9	8.6	10.0	6.8	7.0	6.8
Responses	78	80	79	80	66	54	79	80	80	80	80