

# Nottingham CityCare Partnership

2019 NHS Staff Survey

**Directorate Report**

**Contents**

Introduction . . . . .	3	826 Adults Management . . . . .	26
Themes – Directorates 1 . . . . .	4		
826 Adult Services . . . . .	5		
826 Children & Families . . . . .	6		
826 Quality & Safety . . . . .	7		
826 Support Services . . . . .	8		
826 Other . . . . .	9		
826 Specialist Services . . . . .	10		
Themes – Directorates 2 . . . . .	11		
826 Other . . . . .	12		
826 Health Visiting . . . . .	13		
826 Reablement Teams . . . . .	14		
826 Care Delivery Groups . . . . .	15		
826 Care Homes . . . . .	16		
826 Admin & Cleaning . . . . .	17		
826 Continuing Care . . . . .	18		
826 Therapy and Rehab Service . . . . .	19		
826 Community Stroke Team . . . . .	20		
826 Urgent Care Centre . . . . .	21		
826 SSBC . . . . .	22		
826 Integrated Respiratory Service . . . . .	23		
826 Evening & Night Nursing . . . . .	24		
826 Community Public Health Nursing Service . . . . .	25		

This directorate report for Nottingham CityCare Partnership contains results by directorate for themes from the 2019 NHS Staff Survey. These results are compared to the unweighted average for your organisation.

The directorate breakdowns used in this report were provided and defined by Nottingham CityCare Partnership. Details of how the theme scores were calculated are included in the Technical Document, available to download from our [results website](#).

## Key features

Breakdown type and **directorate name** are specified in the header. Black text in the header is hyperlinked: clicking on '2019 NHS Staff Survey Results' navigates back to the contents page.

Directorate results are presented in the context of the (unweighted) **organisation average ('Your org')**, so it is easy to tell if a directorate is performing better or worse than the organisation average. For all themes, a higher score is a better result than a lower score.

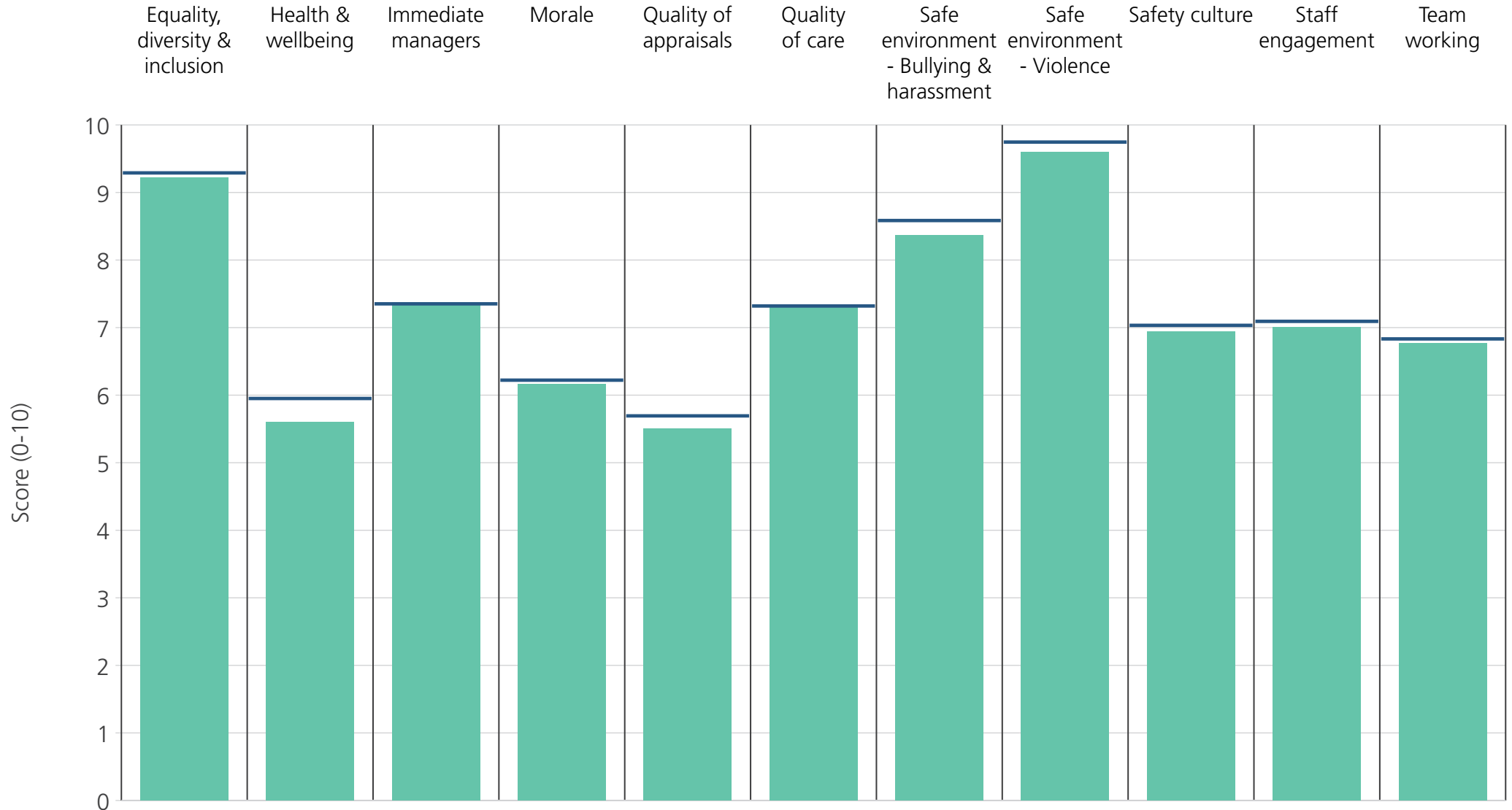
The **number of responses** feeding into each theme score **for the given directorate** is specified below the table containing the directorate and trust scores.



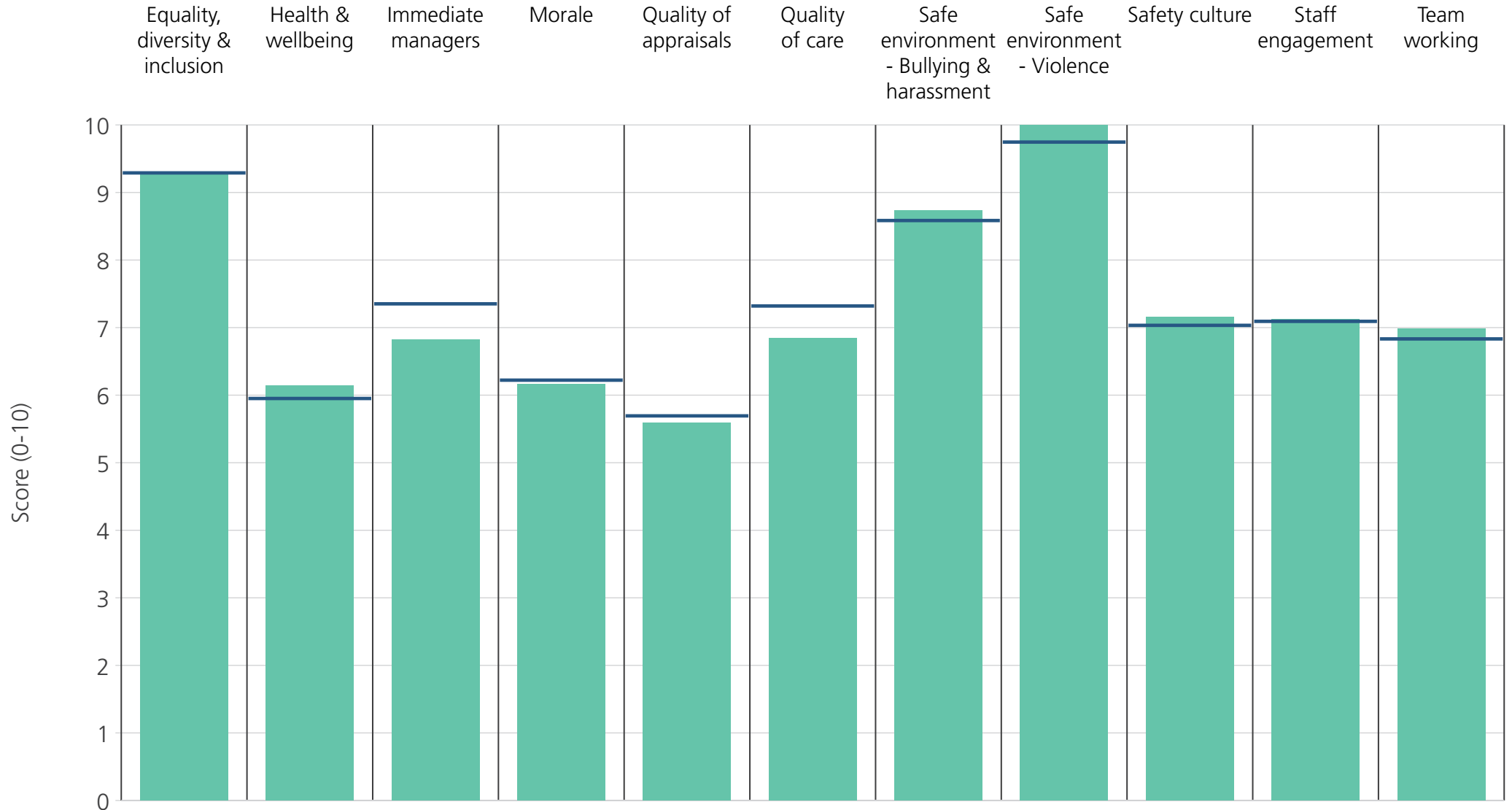
**! Note:** when there are less than 11 responses in a group, results are suppressed to protect staff confidentiality

# Directorates 1

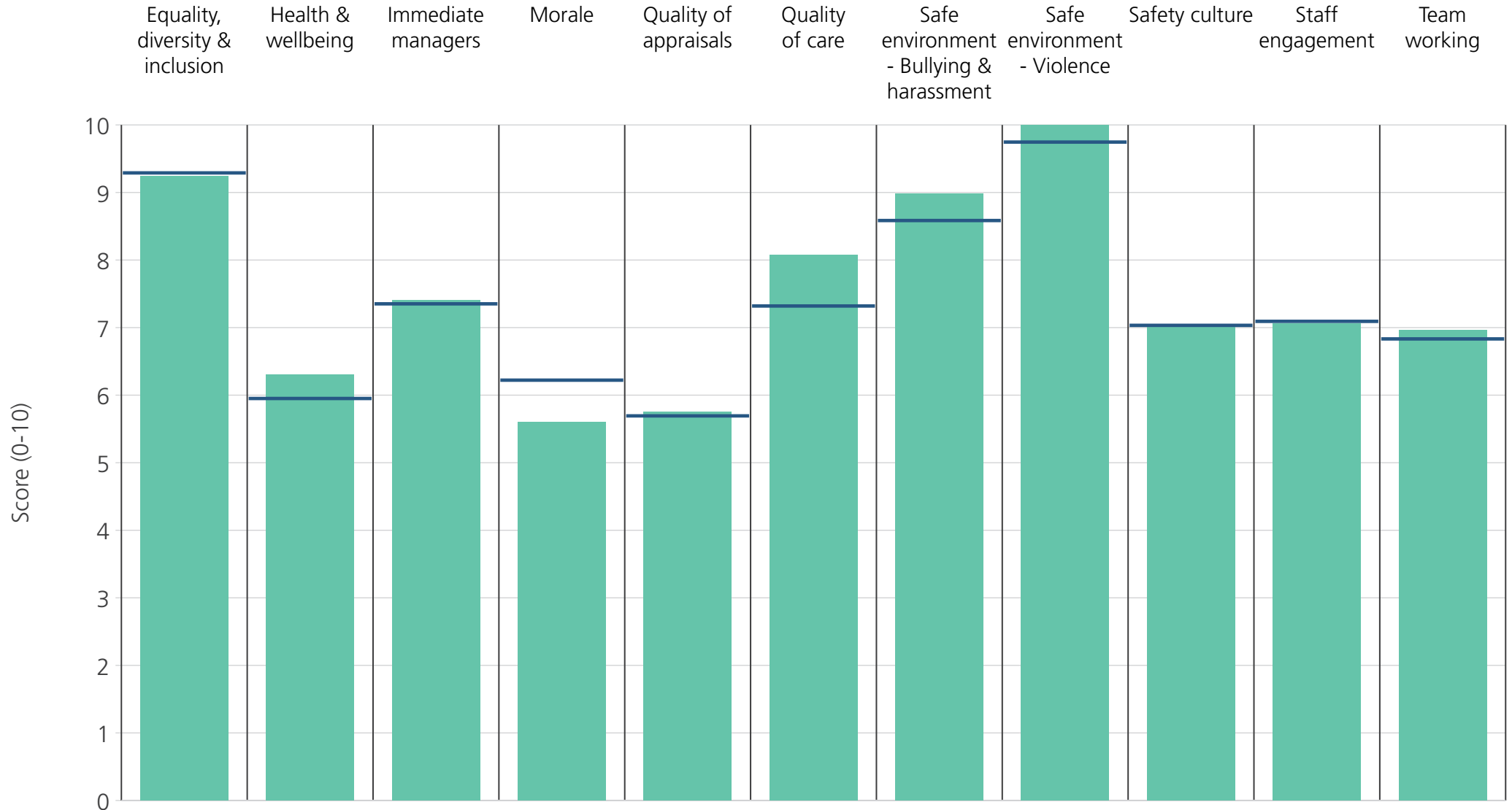
Nottingham CityCare Partnership  
2019 NHS Staff Survey Results



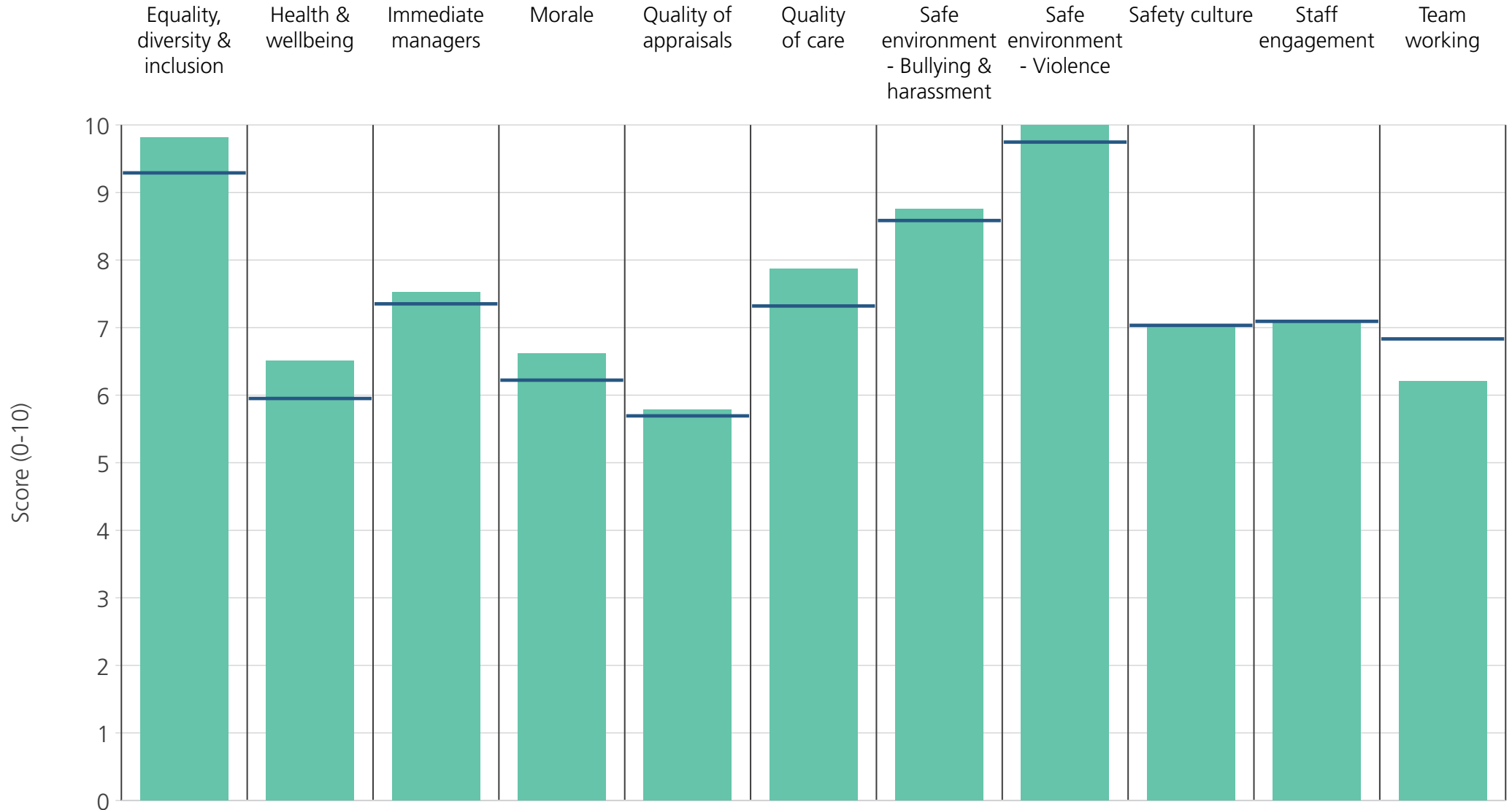
<b>Directorate</b>	9.2	5.6	7.4	6.2	5.5	7.3	8.4	9.6	6.9	7.0	6.8
<b>Your org</b>	9.3	6.0	7.4	6.2	5.7	7.3	8.6	9.7	7.0	7.1	6.8
<b>Responses</b>	401	406	406	399	352	388	401	403	404	407	402



<b>Directorate</b>	9.3	6.1	6.8	6.2	5.6	6.8	8.7	10.0	7.2	7.1	7.0
<b>Your org</b>	9.3	6.0	7.4	6.2	5.7	7.3	8.6	9.7	7.0	7.1	6.8
<b>Responses</b>	99	100	100	99	93	92	100	99	99	99	99

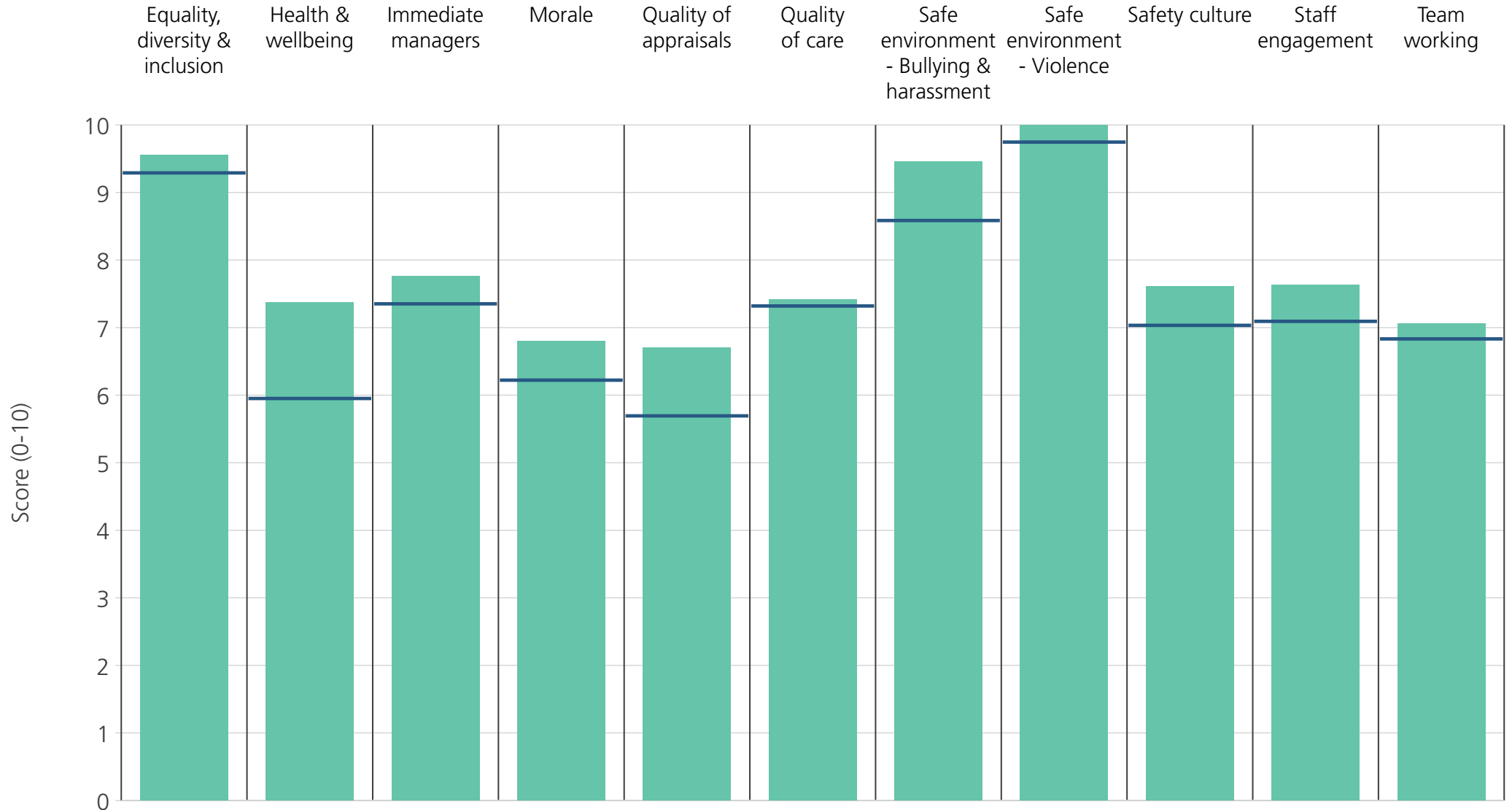


<b>Directorate</b>	9.2	6.3	7.4	5.6	5.8	8.1	9.0	10.0	7.0	7.1	7.0
<b>Your org</b>	9.3	6.0	7.4	6.2	5.7	7.3	8.6	9.7	7.0	7.1	6.8
<b>Responses</b>	44	44	44	44	38	24	44	44	44	44	42

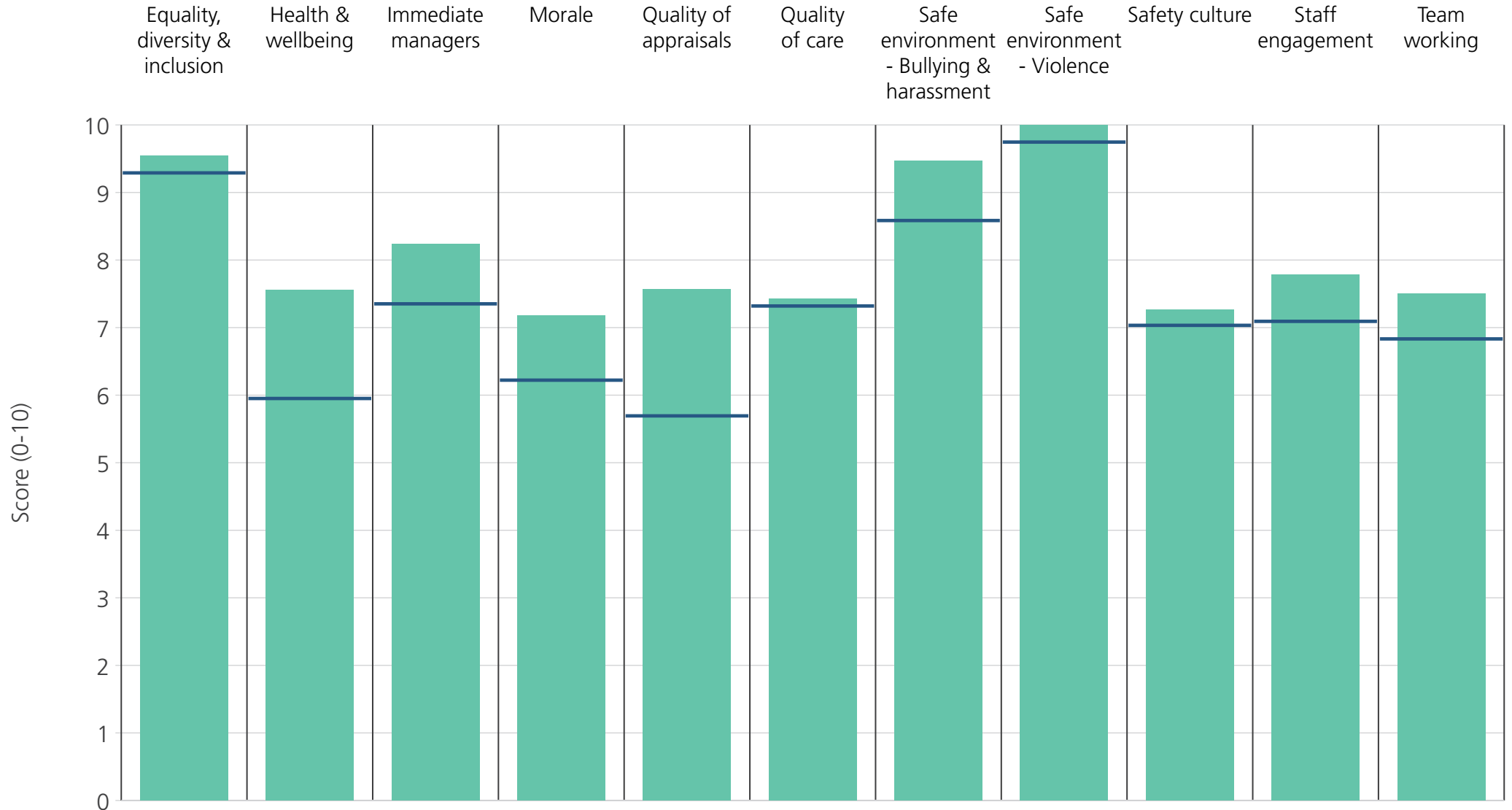


<b>Directorate</b>	9.8	6.5	7.5	6.6	5.8	7.9	8.8	10.0	7.1	7.1	6.2
<b>Your org</b>	9.3	6.0	7.4	6.2	5.7	7.3	8.6	9.7	7.0	7.1	6.8
<b>Responses</b>	32	33	33	33	32	27	32	32	33	33	31





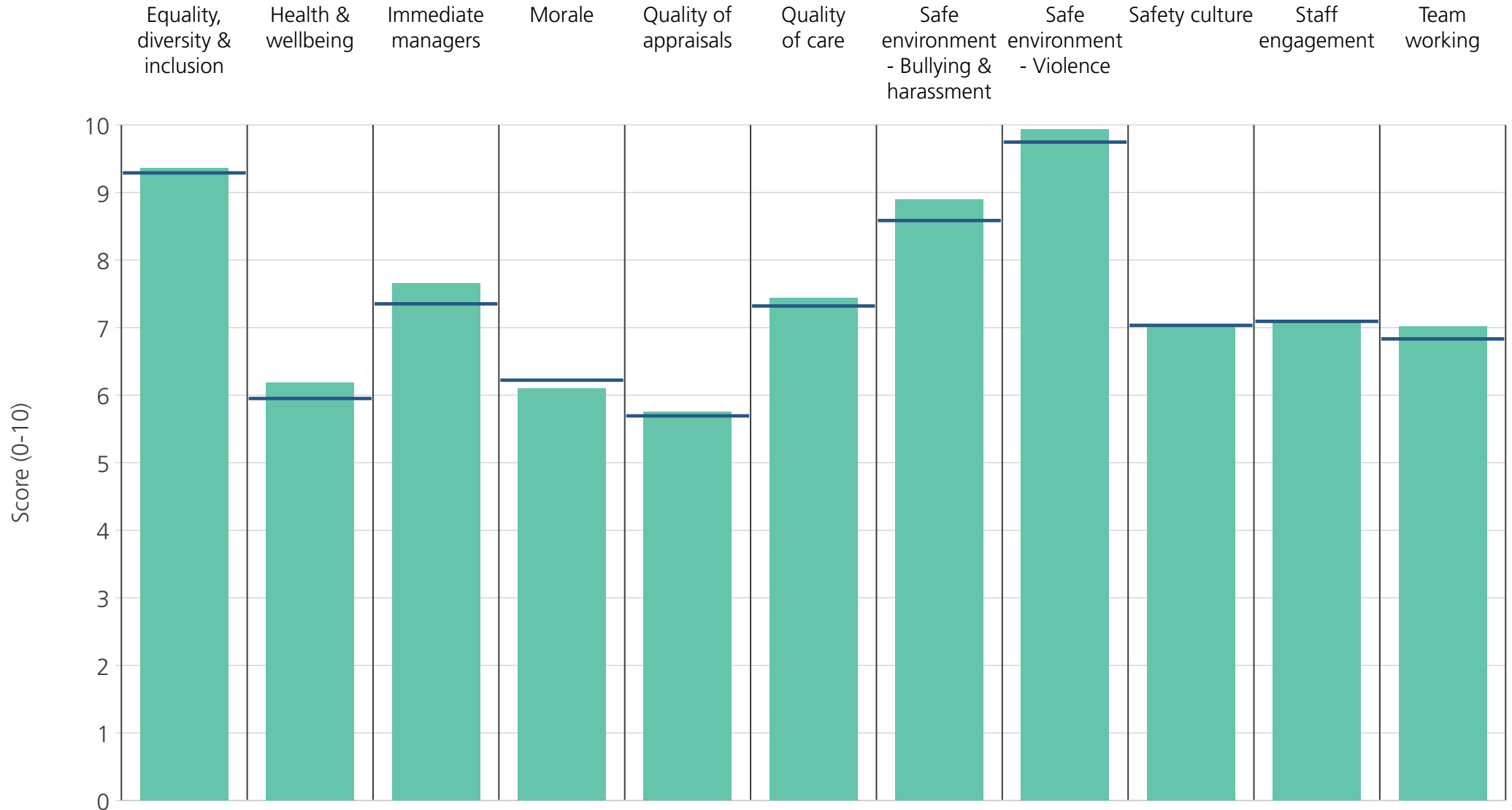
Directorate	9.5	7.4	7.8	6.8	6.7	7.4	9.5	10.0	7.6	7.6	7.1
Your org	9.3	6.0	7.4	6.2	5.7	7.3	8.6	9.7	7.0	7.1	6.8
Responses	37	37	37	37	33	15	37	37	37	37	37



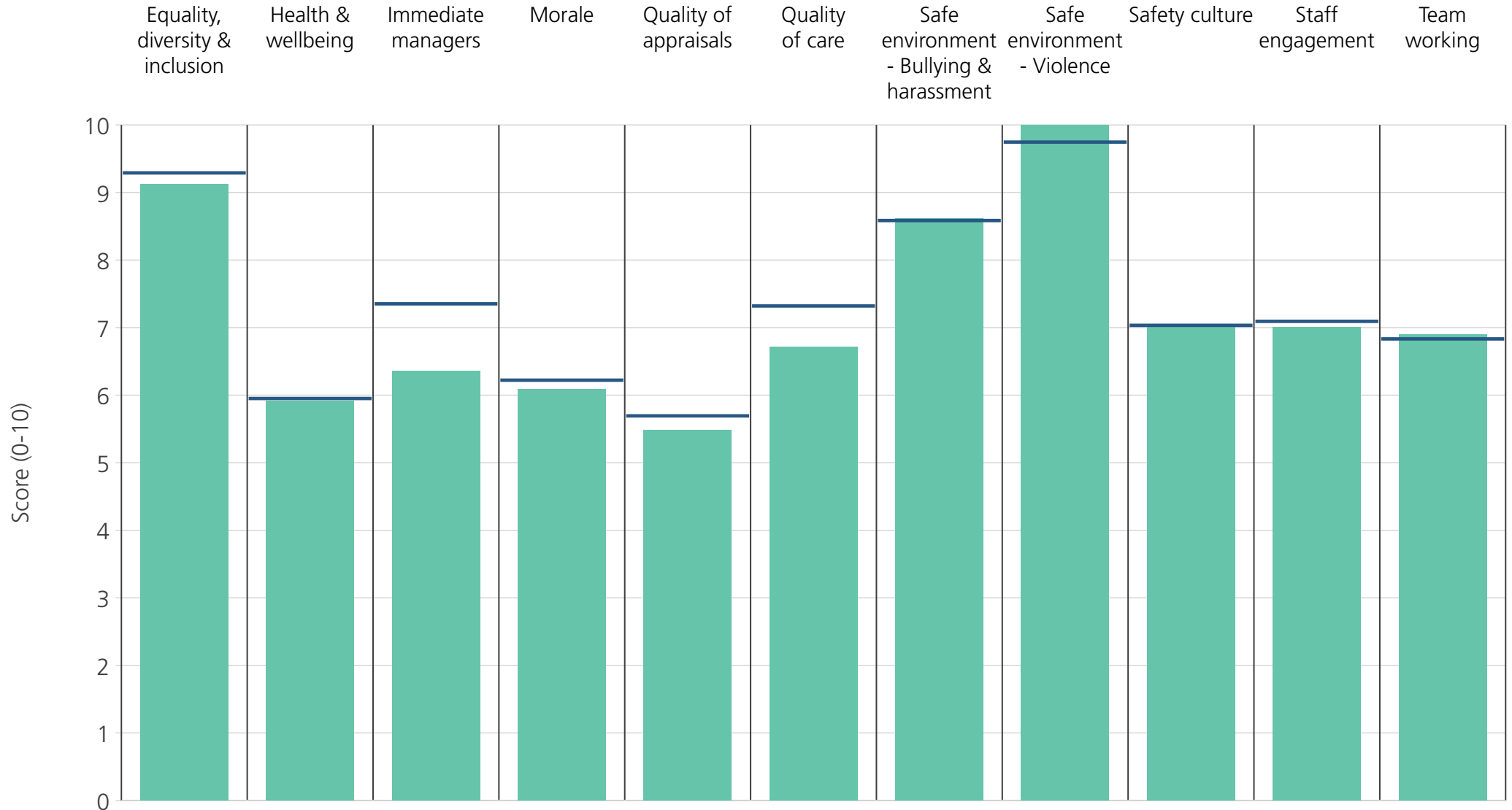
<b>Directorate</b>	9.5	7.6	8.2	7.2	7.6	7.4	9.5	10.0	7.3	7.8	7.5
<b>Your org</b>	9.3	6.0	7.4	6.2	5.7	7.3	8.6	9.7	7.0	7.1	6.8
<b>Responses</b>	22	22	22	22	20	16	22	22	22	22	22

# Directorates 2

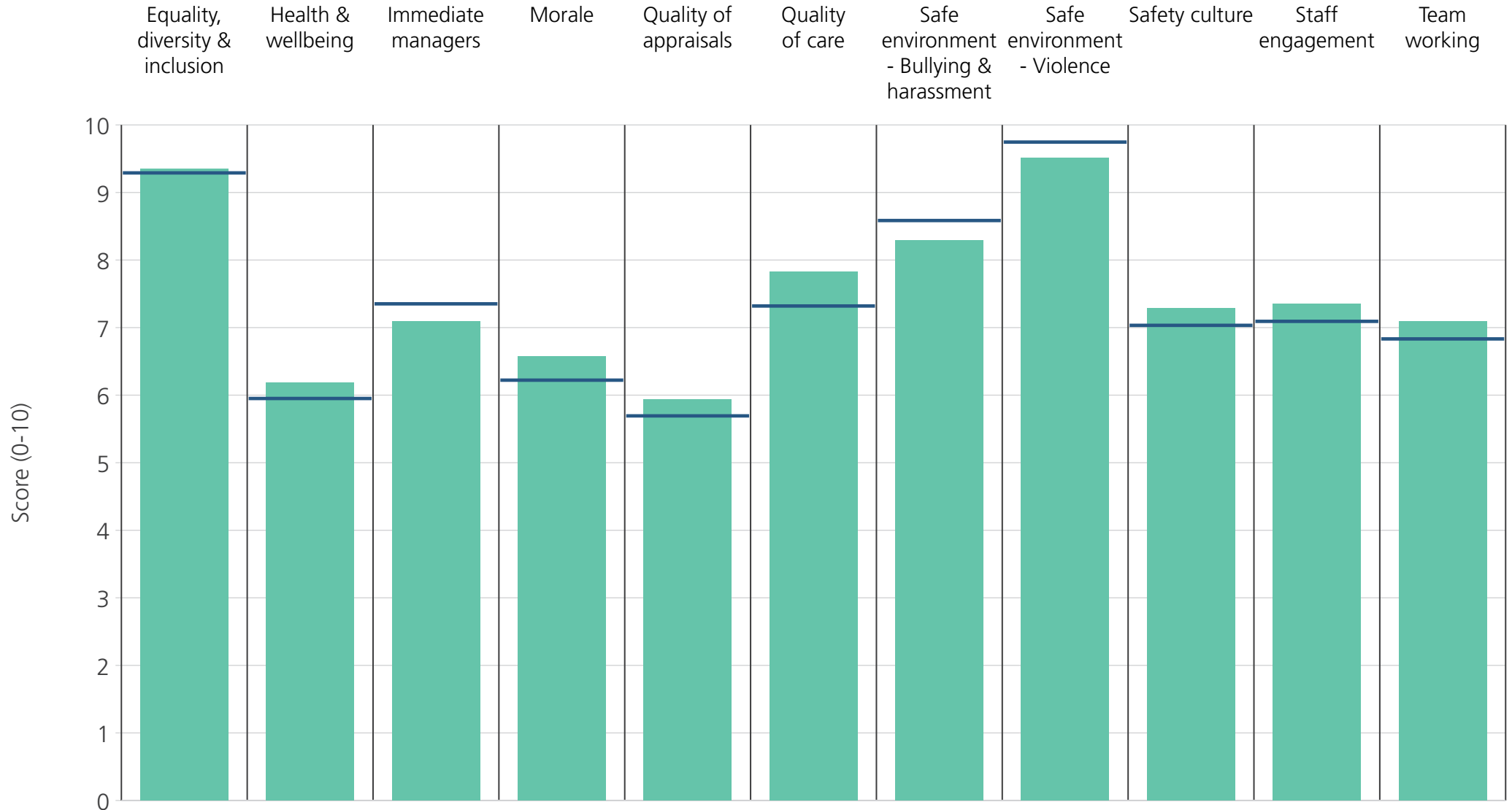
Nottingham CityCare Partnership  
2019 NHS Staff Survey Results



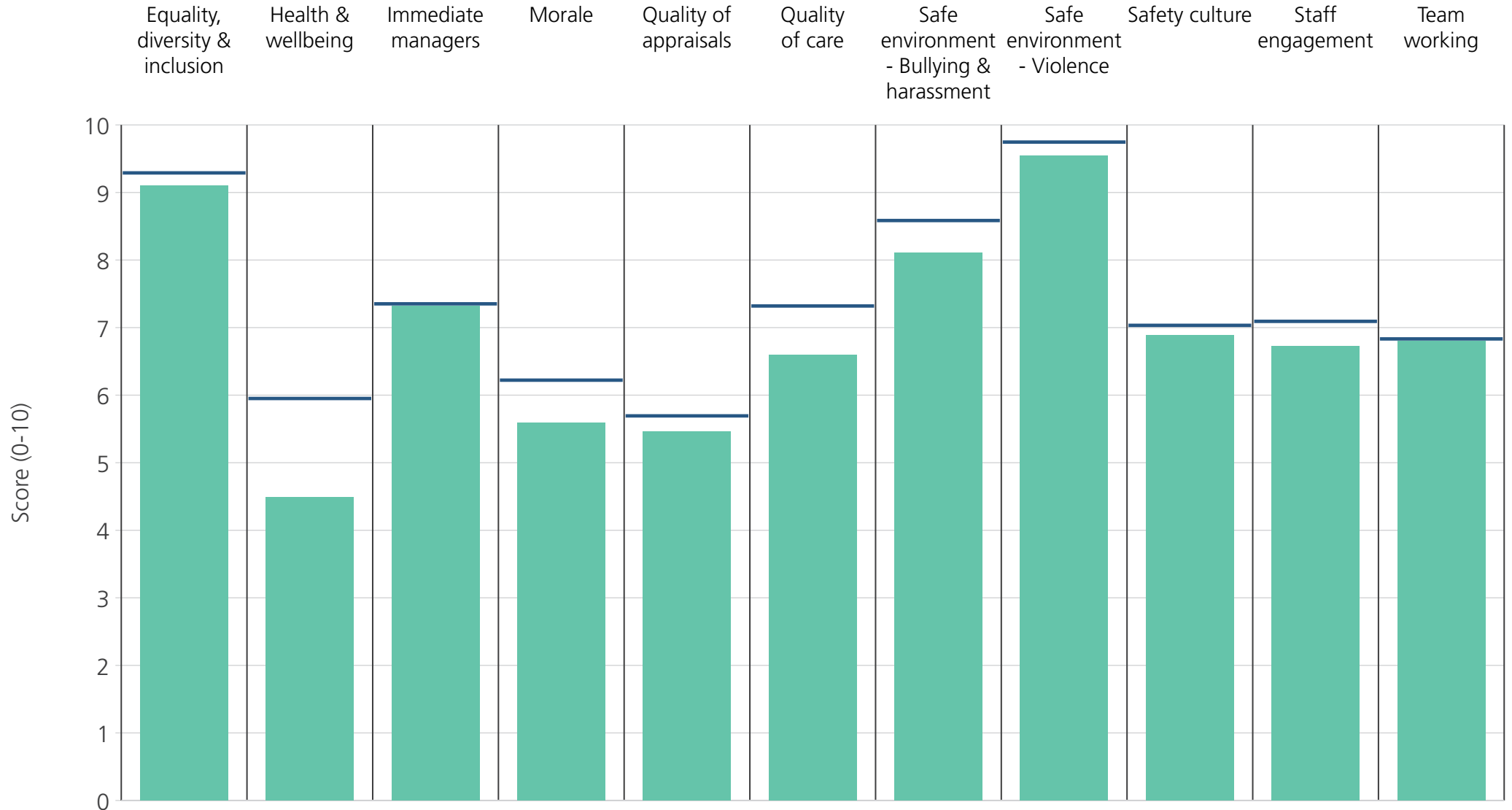
<b>Directorate</b>	9.4	6.2	7.7	6.1	5.7	7.4	8.9	9.9	7.0	7.1	7.0
<b>Your org</b>	9.3	6.0	7.4	6.2	5.7	7.3	8.6	9.7	7.0	7.1	6.8
<b>Responses</b>	214	215	215	211	194	161	214	214	214	215	212



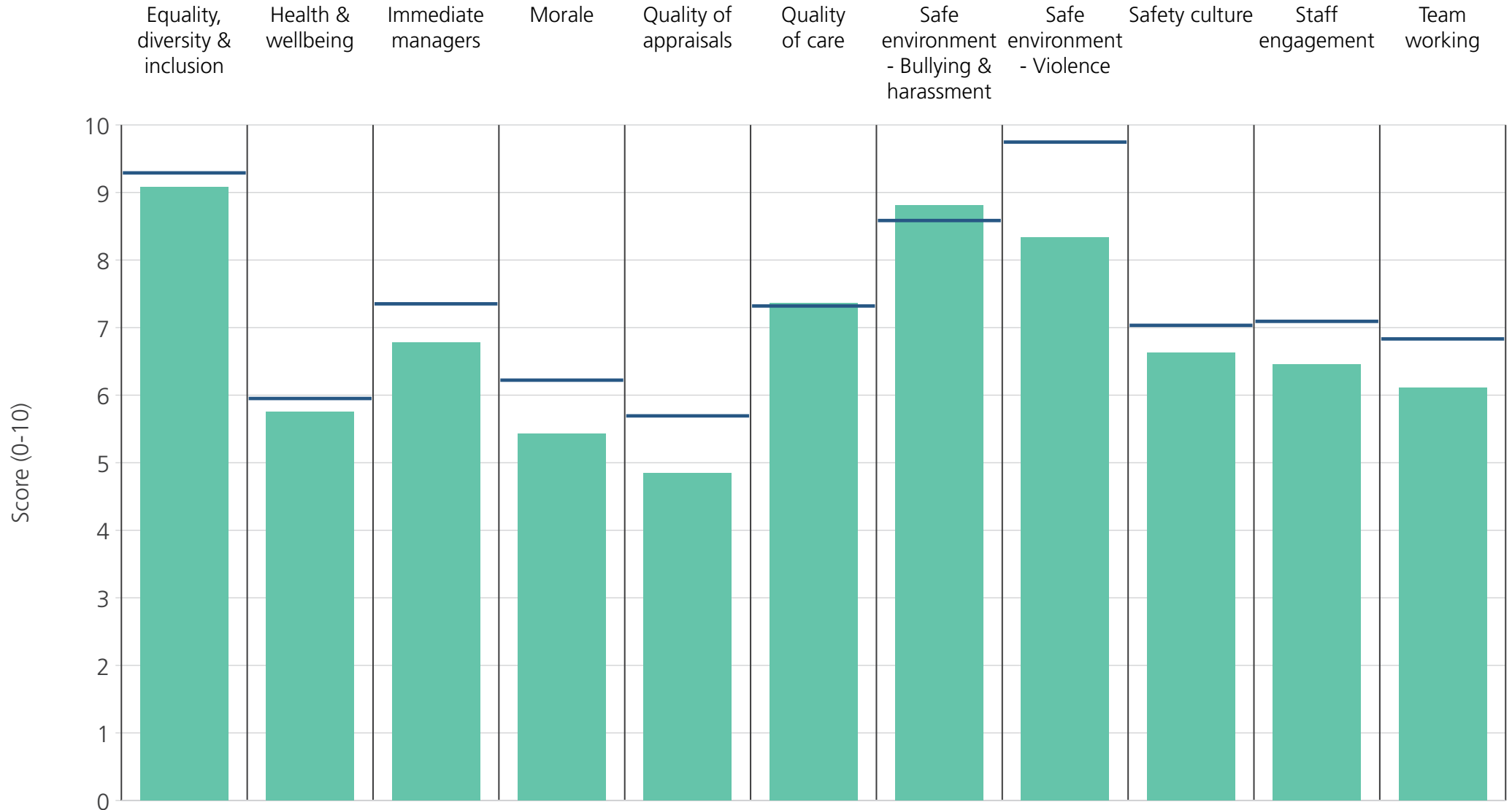
<b>Directorate</b>	9.1	5.9	6.4	6.1	5.5	6.7	8.6	10.0	7.0	7.0	6.9
<b>Your org</b>	9.3	6.0	7.4	6.2	5.7	7.3	8.6	9.7	7.0	7.1	6.8
<b>Responses</b>	69	70	70	70	64	65	70	69	70	70	70



<b>Directorate</b>	9.4	6.2	7.1	6.6	5.9	7.8	8.3	9.5	7.3	7.3	7.1
<b>Your org</b>	9.3	6.0	7.4	6.2	5.7	7.3	8.6	9.7	7.0	7.1	6.8
<b>Responses</b>	77	78	78	77	63	77	78	78	78	78	76

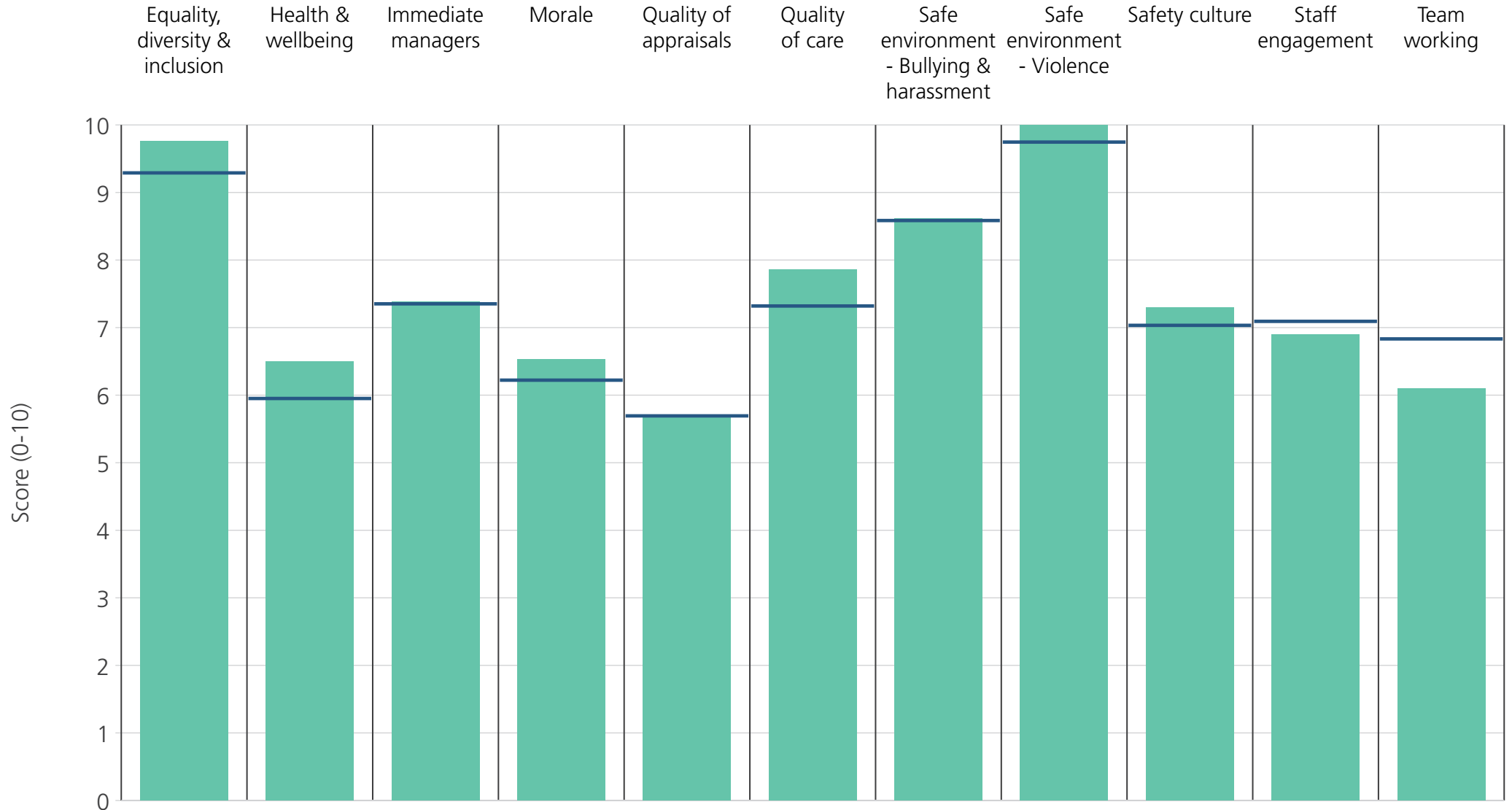


<b>Directorate</b>	9.1	4.5	7.3	5.6	5.5	6.6	8.1	9.5	6.9	6.7	6.8
<b>Your org</b>	9.3	6.0	7.4	6.2	5.7	7.3	8.6	9.7	7.0	7.1	6.8
<b>Responses</b>	59	60	60	59	52	60	58	59	60	60	59

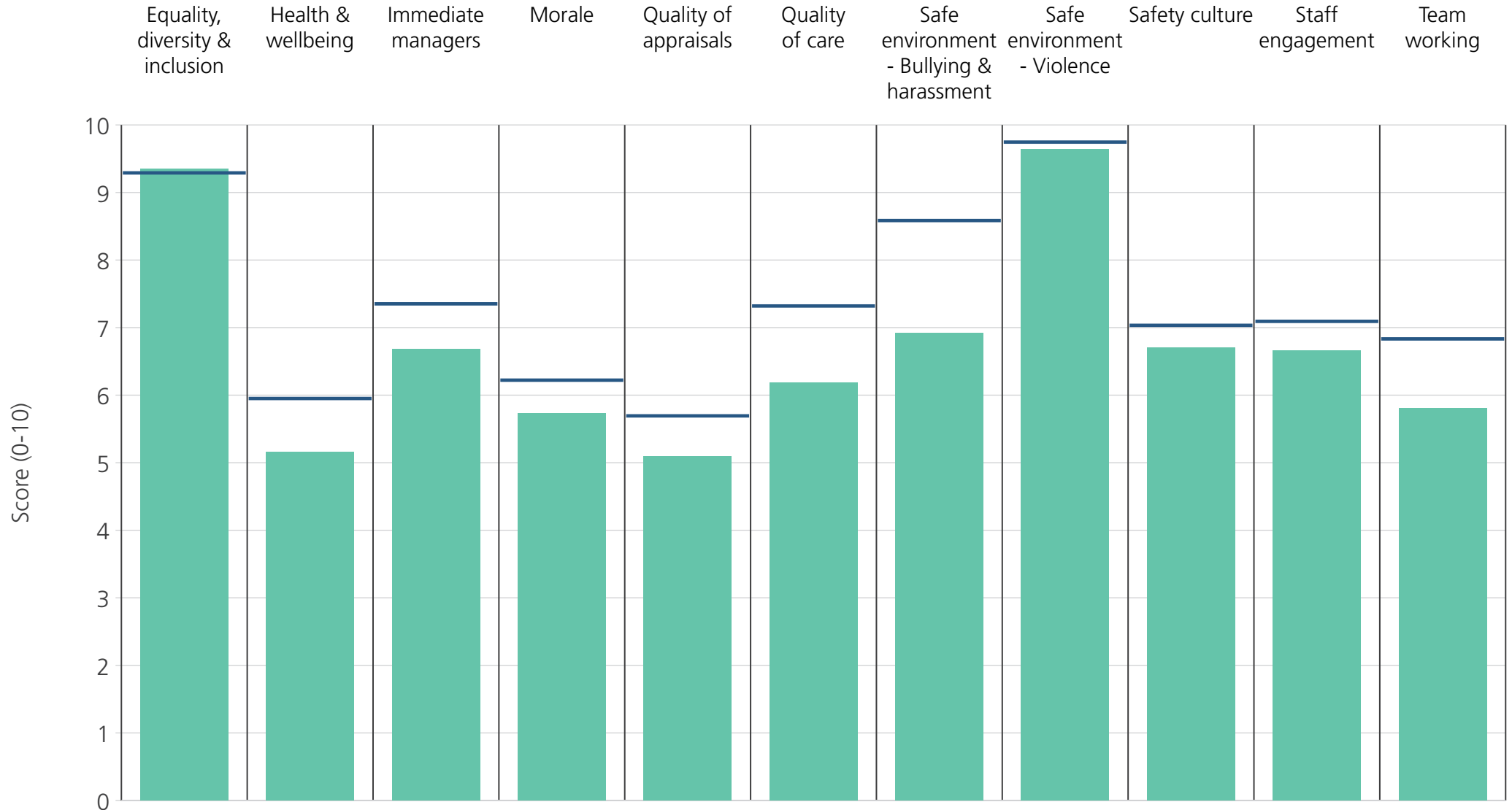


<b>Directorate</b>	9.1	5.8	6.8	5.4	4.8	7.4	8.8	8.3	6.6	6.5	6.1
<b>Your org</b>	9.3	6.0	7.4	6.2	5.7	7.3	8.6	9.7	7.0	7.1	6.8
<b>Responses</b>	27	28	28	28	21	27	28	28	28	28	27

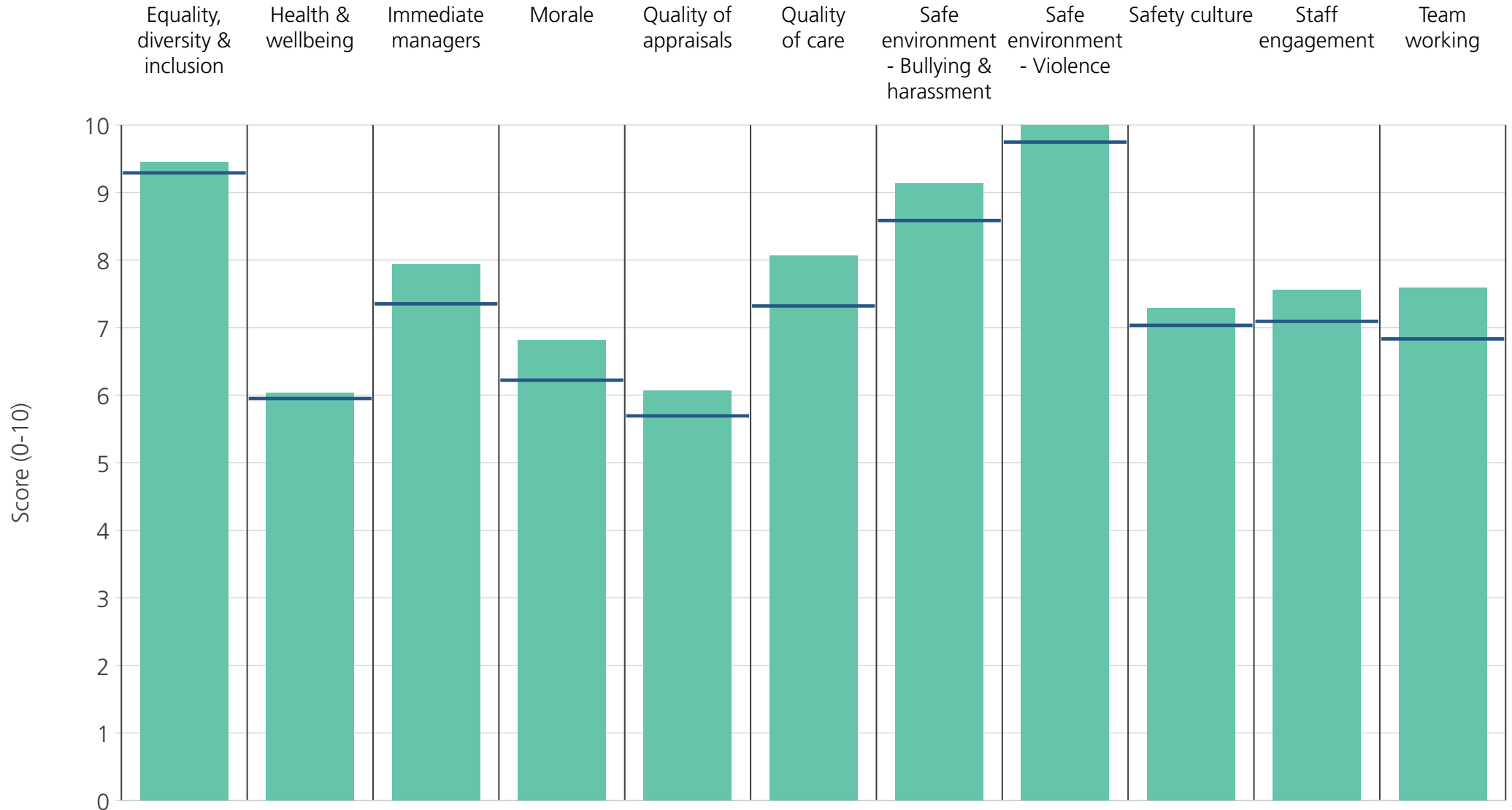




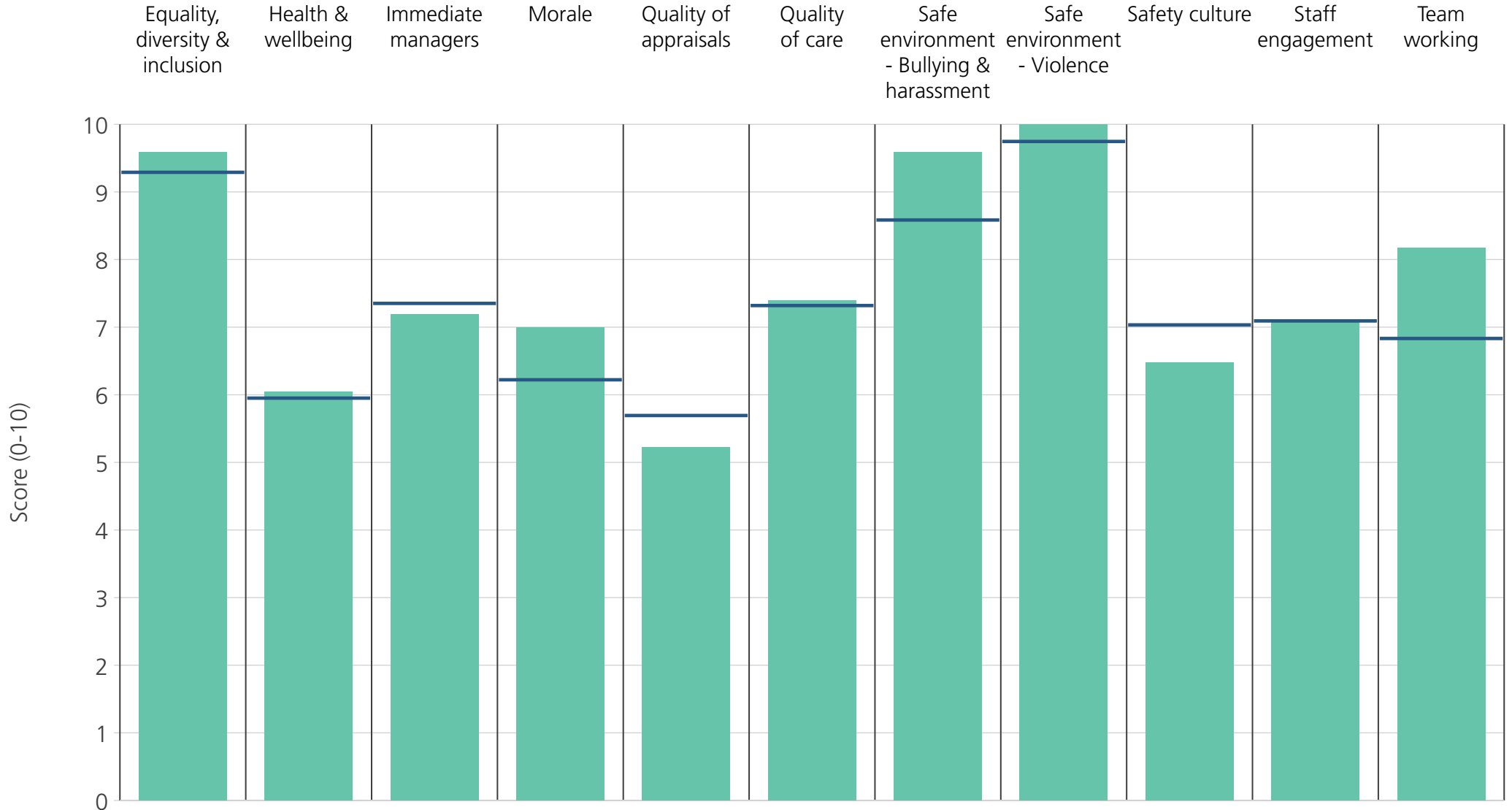
<b>Directorate</b>	9.8	6.5	7.4	6.5	5.7	7.9	8.6	10.0	7.3	6.9	6.1
<b>Your org</b>	9.3	6.0	7.4	6.2	5.7	7.3	8.6	9.7	7.0	7.1	6.8
<b>Responses</b>	24	25	25	25	24	22	24	24	25	25	24



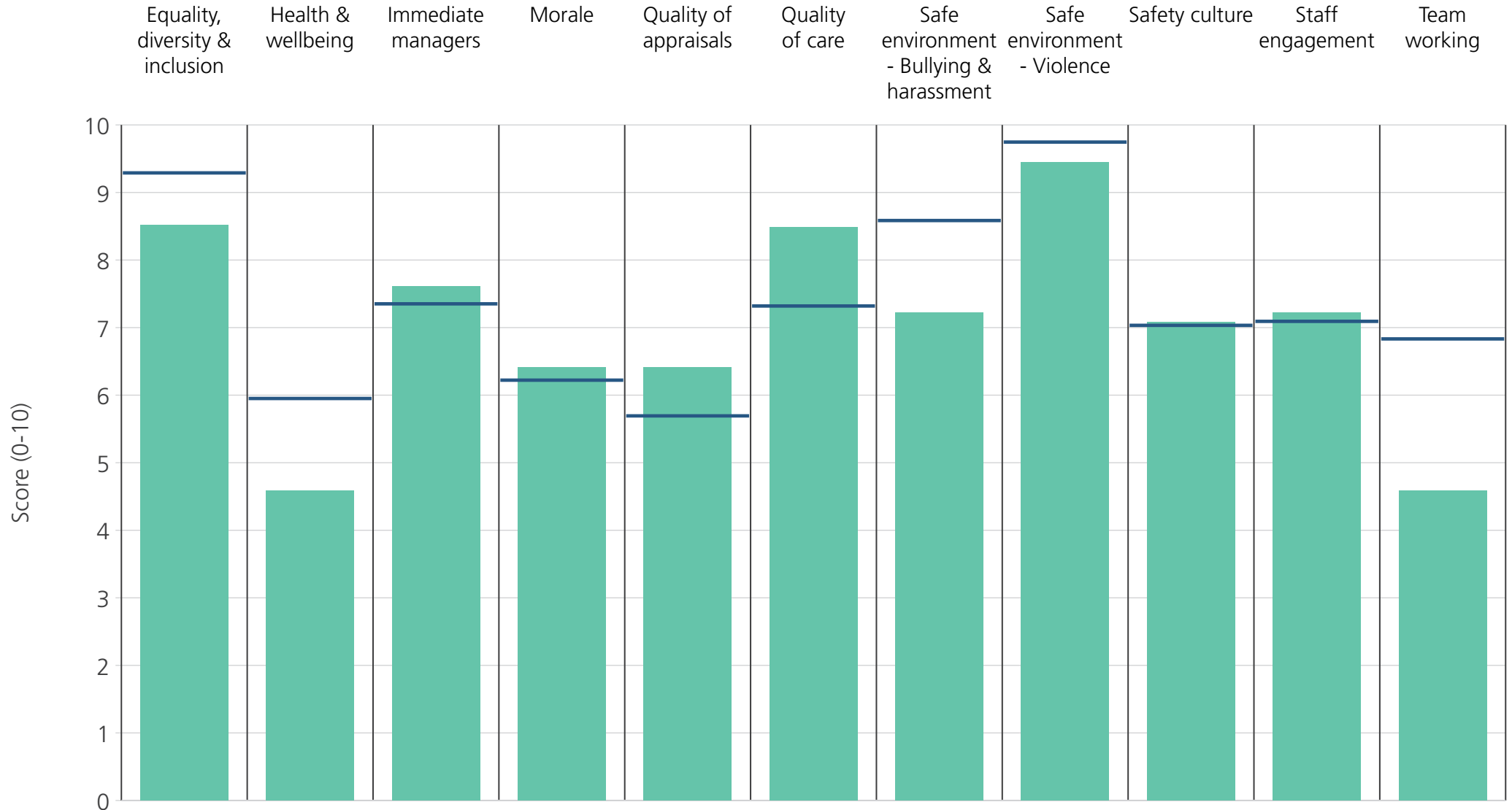
<b>Directorate</b>	9.3	5.2	6.7	5.7	5.1	6.2	6.9	9.6	6.7	6.7	5.8
<b>Your org</b>	9.3	6.0	7.4	6.2	5.7	7.3	8.6	9.7	7.0	7.1	6.8
<b>Responses</b>	28	29	29	28	26	26	27	28	28	29	28



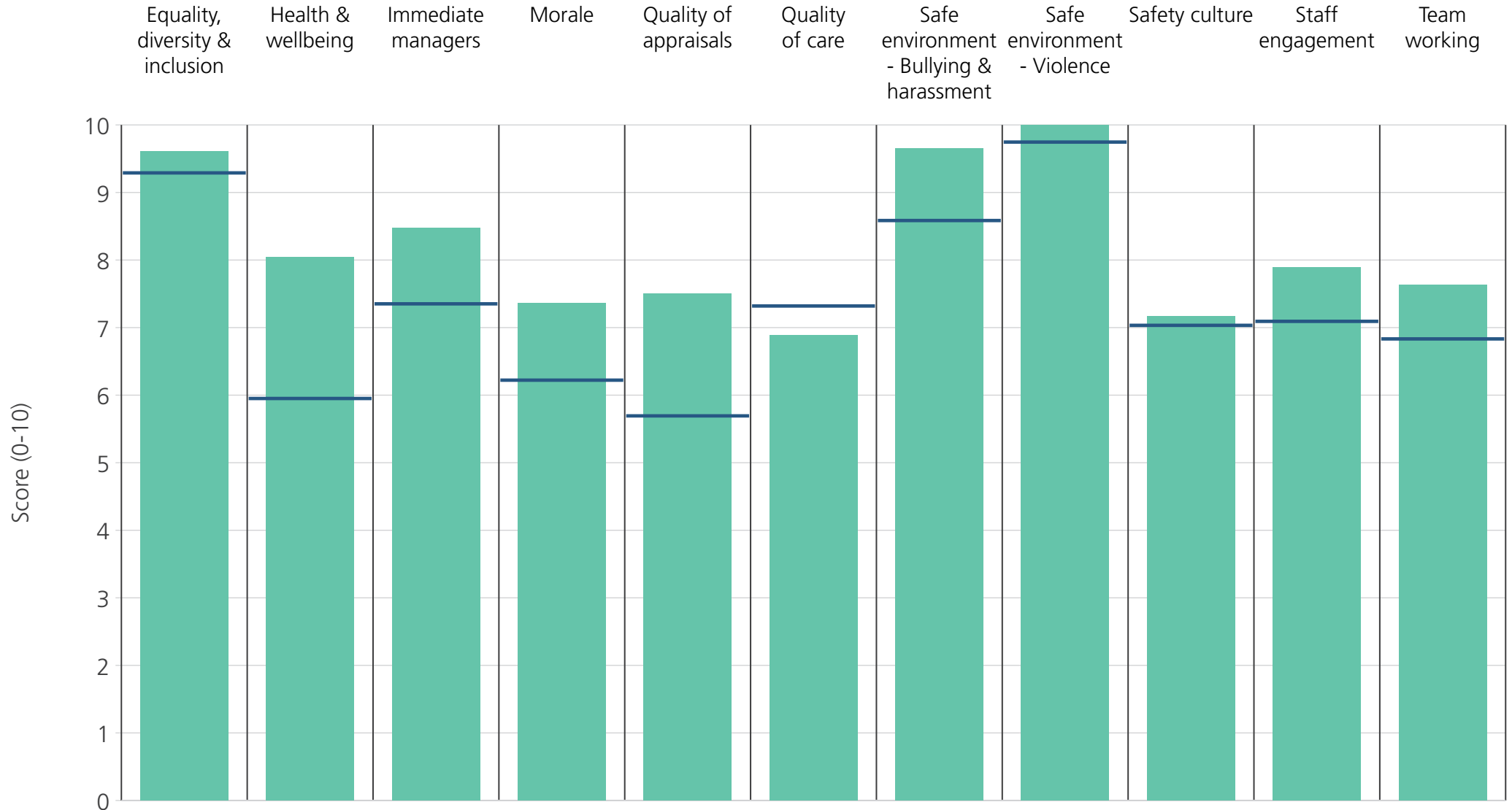
<b>Directorate</b>	9.4	6.0	7.9	6.8	6.1	8.1	9.1	10.0	7.3	7.6	7.6
<b>Your org</b>	9.3	6.0	7.4	6.2	5.7	7.3	8.6	9.7	7.0	7.1	6.8
<b>Responses</b>	27	27	27	27	27	25	27	27	27	27	27



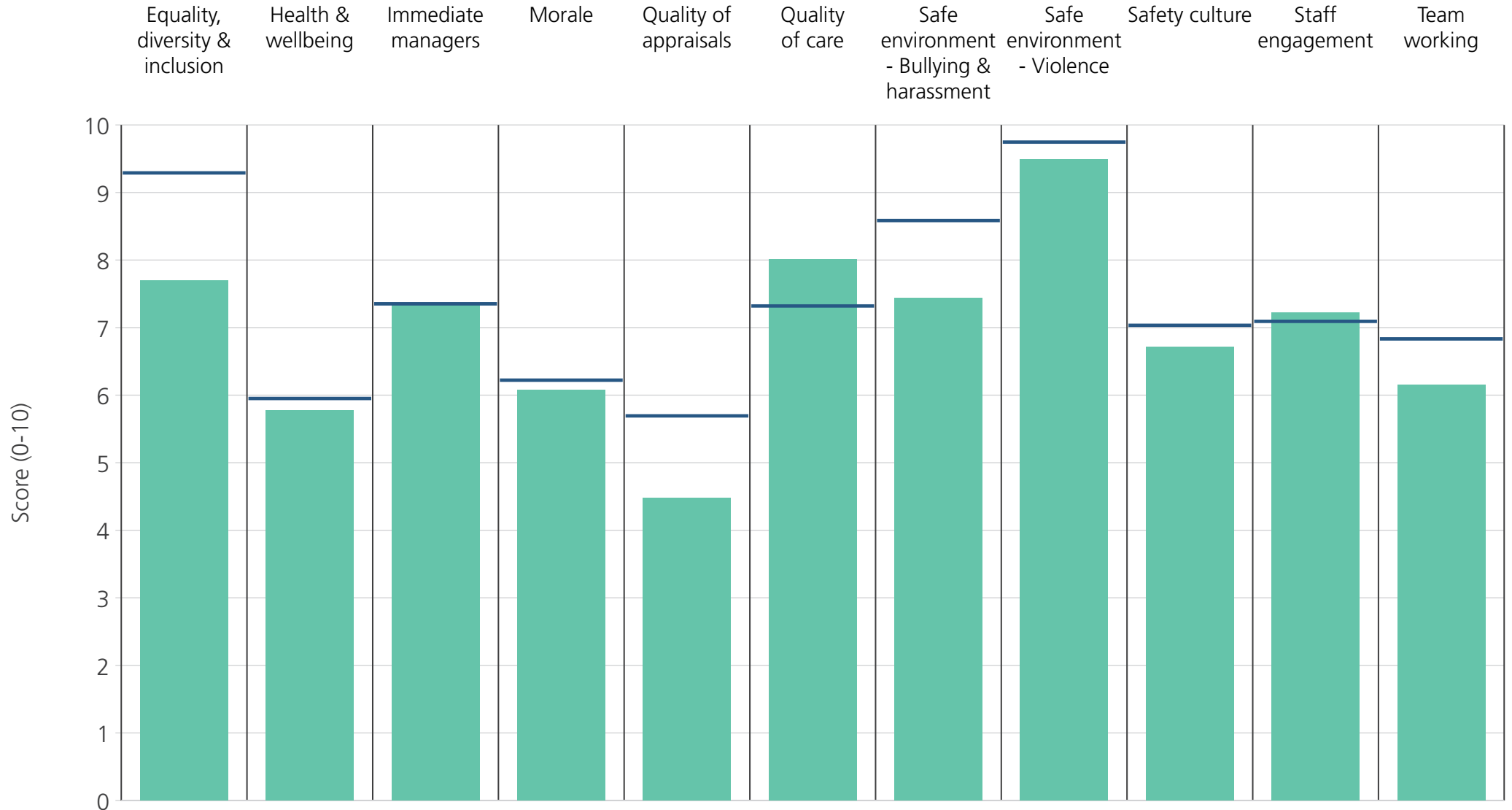
<b>Directorate</b>	9.6	6.0	7.2	7.0	5.2	7.4	9.6	10.0	6.5	7.1	8.2
<b>Your org</b>	9.3	6.0	7.4	6.2	5.7	7.3	8.6	9.7	7.0	7.1	6.8
<b>Responses</b>	24	24	24	23	22	24	24	24	23	24	24



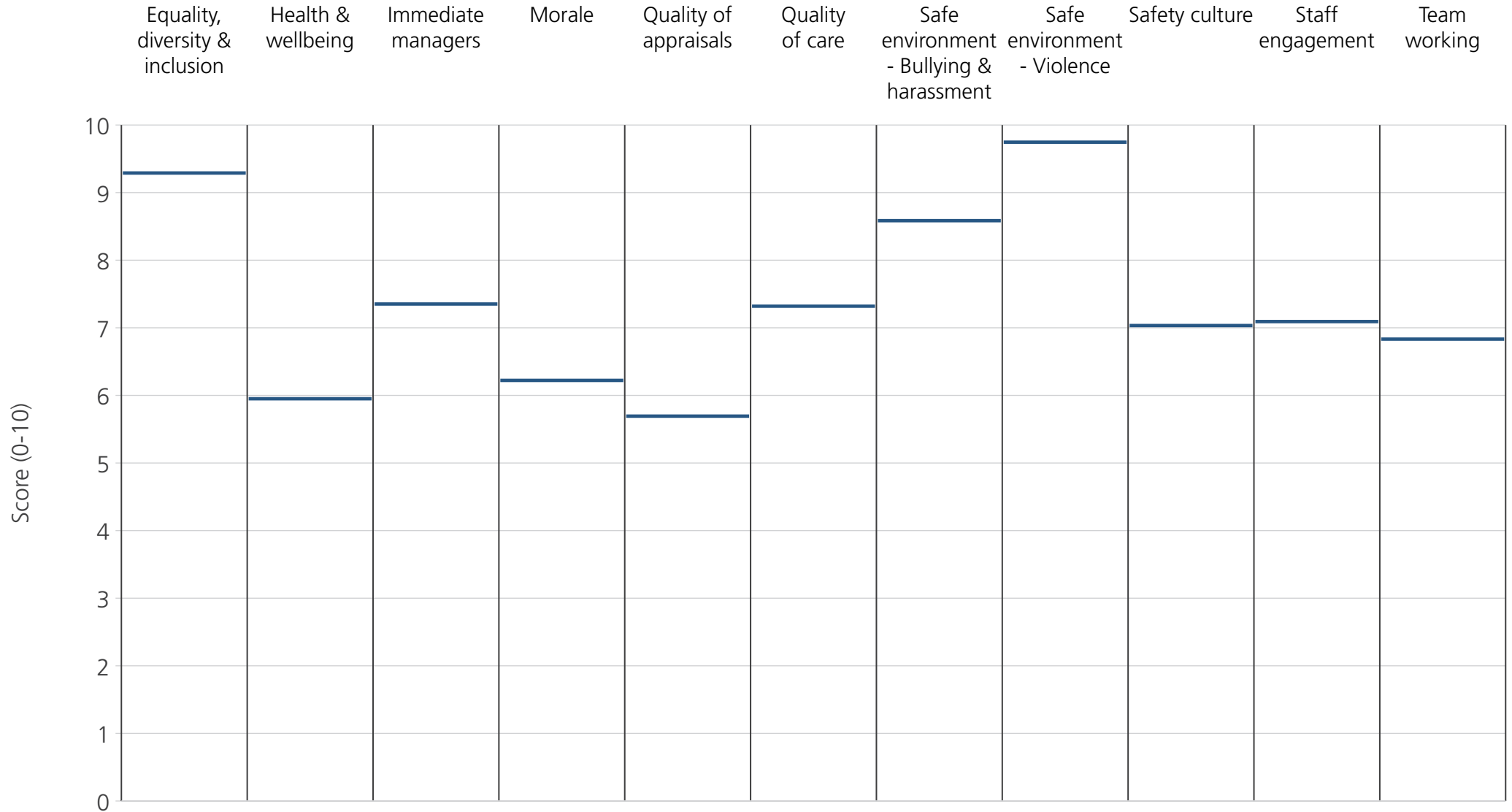
<b>Directorate</b>	8.5	4.6	7.6	6.4	6.4	8.5	7.2	9.4	7.1	7.2	4.6
<b>Your org</b>	9.3	6.0	7.4	6.2	5.7	7.3	8.6	9.7	7.0	7.1	6.8
<b>Responses</b>	18	18	18	18	16	17	18	18	18	18	18



<b>Directorate</b>	9.6	8.0	8.5	7.4	7.5	6.9	9.6	10.0	7.2	7.9	7.6
<b>Your org</b>	9.3	6.0	7.4	6.2	5.7	7.3	8.6	9.7	7.0	7.1	6.8
<b>Responses</b>	19	19	19	19	17	13	19	19	19	19	19

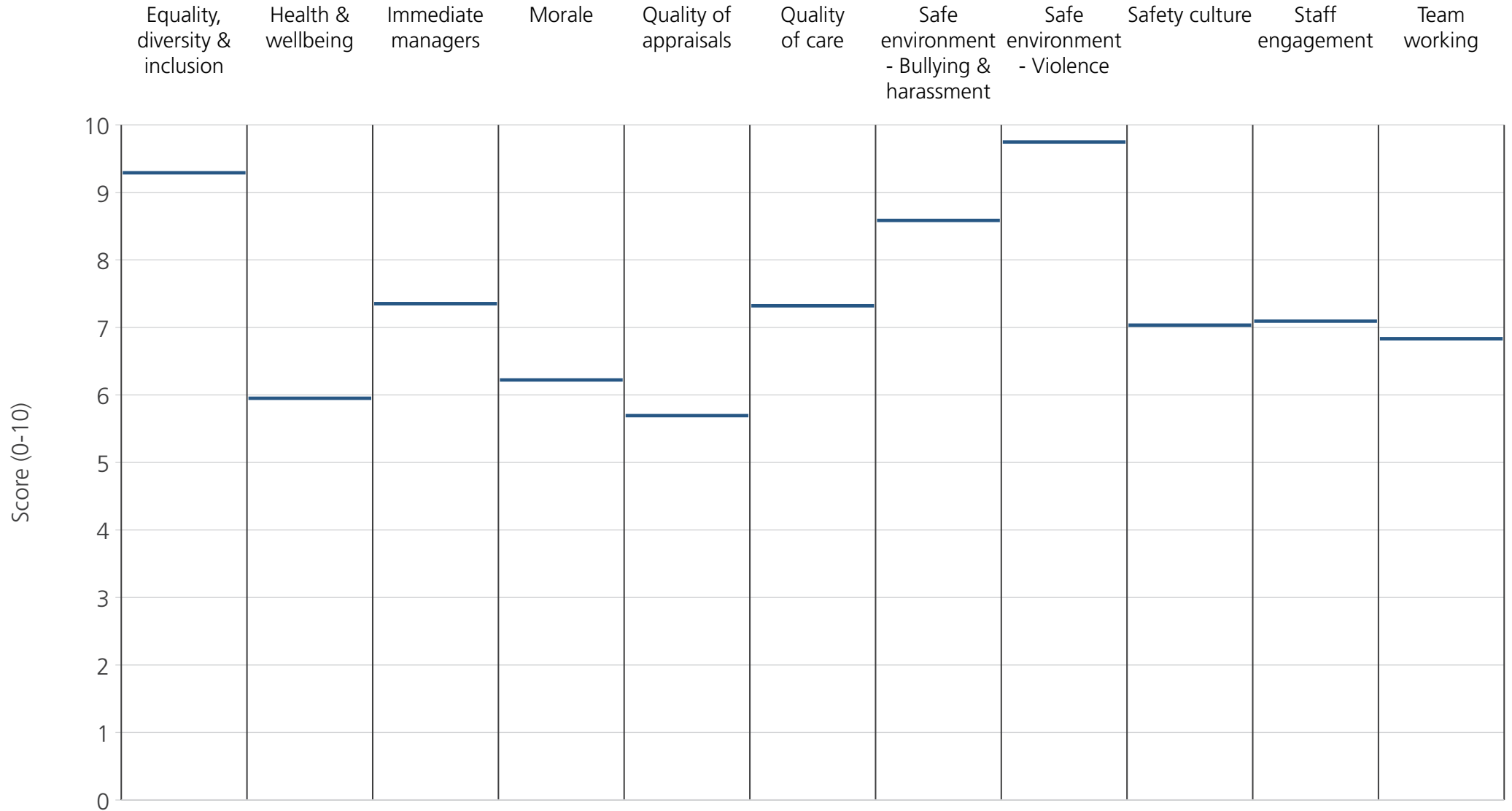


<b>Directorate</b>	7.7	5.8	7.3	6.1	4.5	8.0	7.4	9.5	6.7	7.2	6.2
<b>Your org</b>	9.3	6.0	7.4	6.2	5.7	7.3	8.6	9.7	7.0	7.1	6.8
<b>Responses</b>	13	13	13	13	12	13	13	13	13	13	13

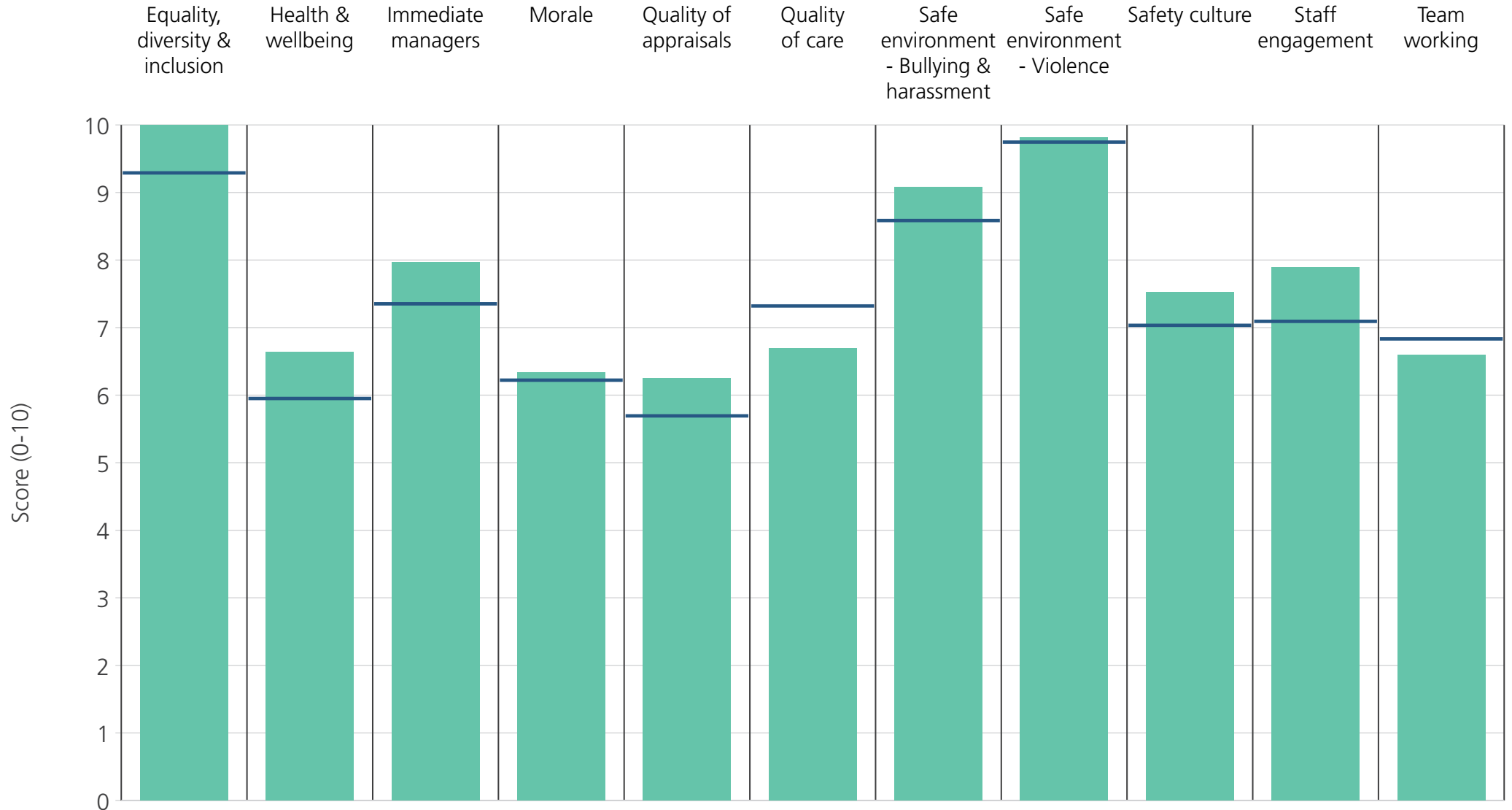


<b>Directorate</b>											
<b>Your org</b>	9.3	6.0	7.4	6.2	5.7	7.3	8.6	9.7	7.0	7.1	6.8
<b>Responses</b>	10	10	10	10	6	10	10	10	10	10	10





<b>Directorate</b>											
<b>Your org</b>	9.3	6.0	7.4	6.2	5.7	7.3	8.6	9.7	7.0	7.1	6.8
<b>Responses</b>	8	8	8	8	8	8	8	8	8	8	8



<b>Directorate</b>	10.0	6.6	8.0	6.3	6.3	6.7	9.1	9.8	7.5	7.9	6.6
<b>Your org</b>	9.3	6.0	7.4	6.2	5.7	7.3	8.6	9.7	7.0	7.1	6.8
<b>Responses</b>	18	18	18	18	16	14	18	18	18	18	18