

Weston Area Health NHS Trust

2019 NHS Staff Survey

Directorate Report

Contents

Introduction	3
Themes – Directorates 1	4
Add Prof Scientific and Technic	5
Additional Services	6
Administrative and Clerical	7
Allied Health Professionals	8
Estates and Ancillary	9
Healthcare Scientists	10
Medical and Dental	11
Nursing and Midwifery Registered	12
Themes – Directorates 2	13
Corporate	14
Emergency Directorate	15
Estates & Facilities	16
Surgical Directorate	17

This directorate report for Weston Area Health NHS Trust contains results by directorate for themes from the 2019 NHS Staff Survey. These results are compared to the unweighted average for your organisation.

Please note: It is possible that there are differences between the 'Your org' scores reported in this directorate report and those in the benchmark report. This is because the results in the benchmark report are weighted to allow for fair comparisons between organisations of a similar type. However, in this report comparisons are made within your organisation so the unweighted organisation result is a more appropriate point of comparison.

The directorate breakdowns used in this report were provided and defined by Weston Area Health NHS Trust. Details of how the theme scores were calculated are included in the Technical Document, available to download from our [results website](#).

Key features

Breakdown type and **directorate name** are specified in the header. Black text in the header is hyperlinked: clicking on '2019 NHS Staff Survey Results' navigates back to the contents page.

Directorate results are presented in the context of the (unweighted) **organisation average ('Your org')**, so it is easy to tell if a directorate is performing better or worse than the organisation average. For all themes, a higher score is a better result than a lower score.

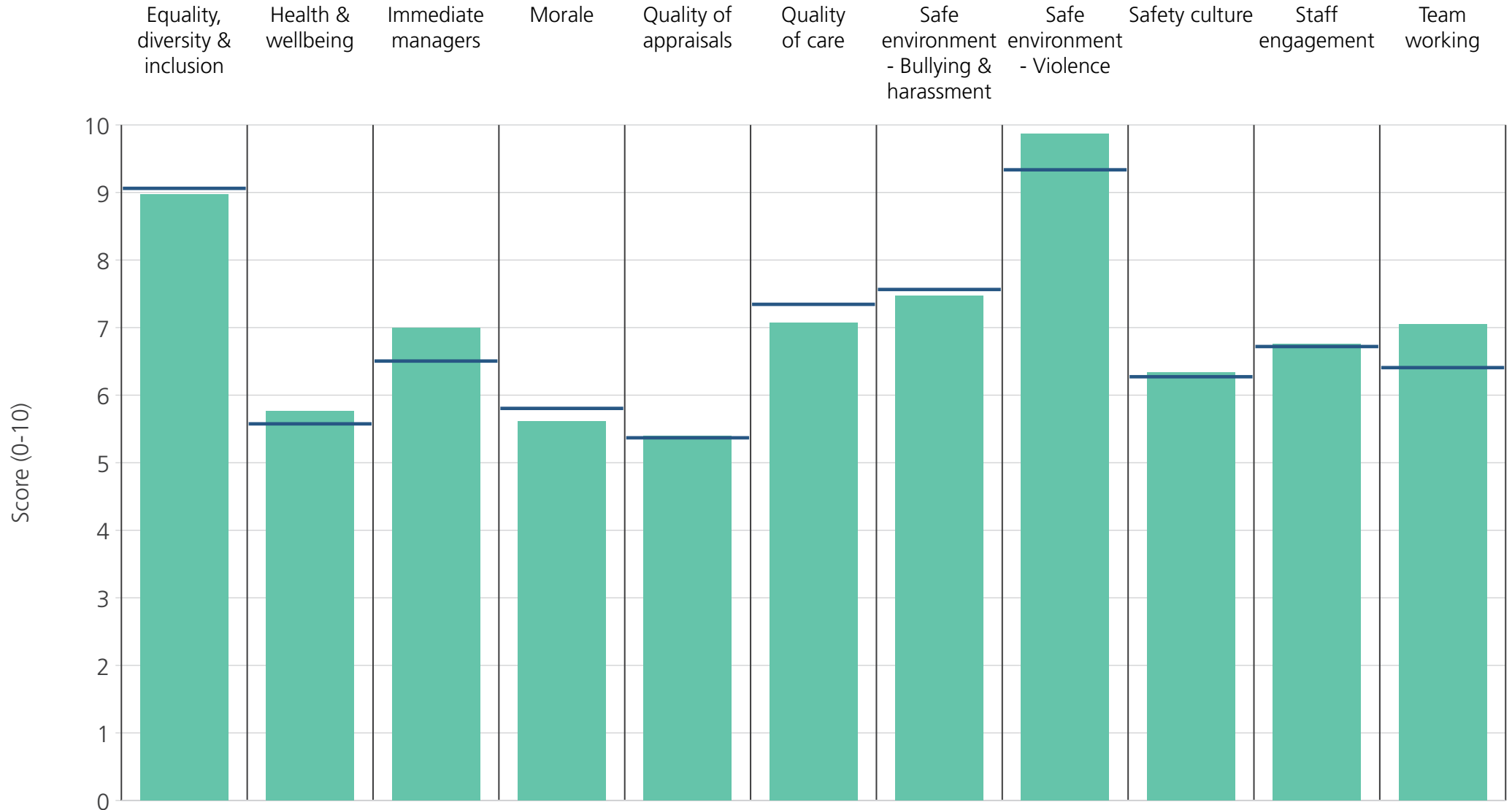
The **number of responses** feeding into each theme score **for the given directorate** is specified below the table containing the directorate and trust scores.



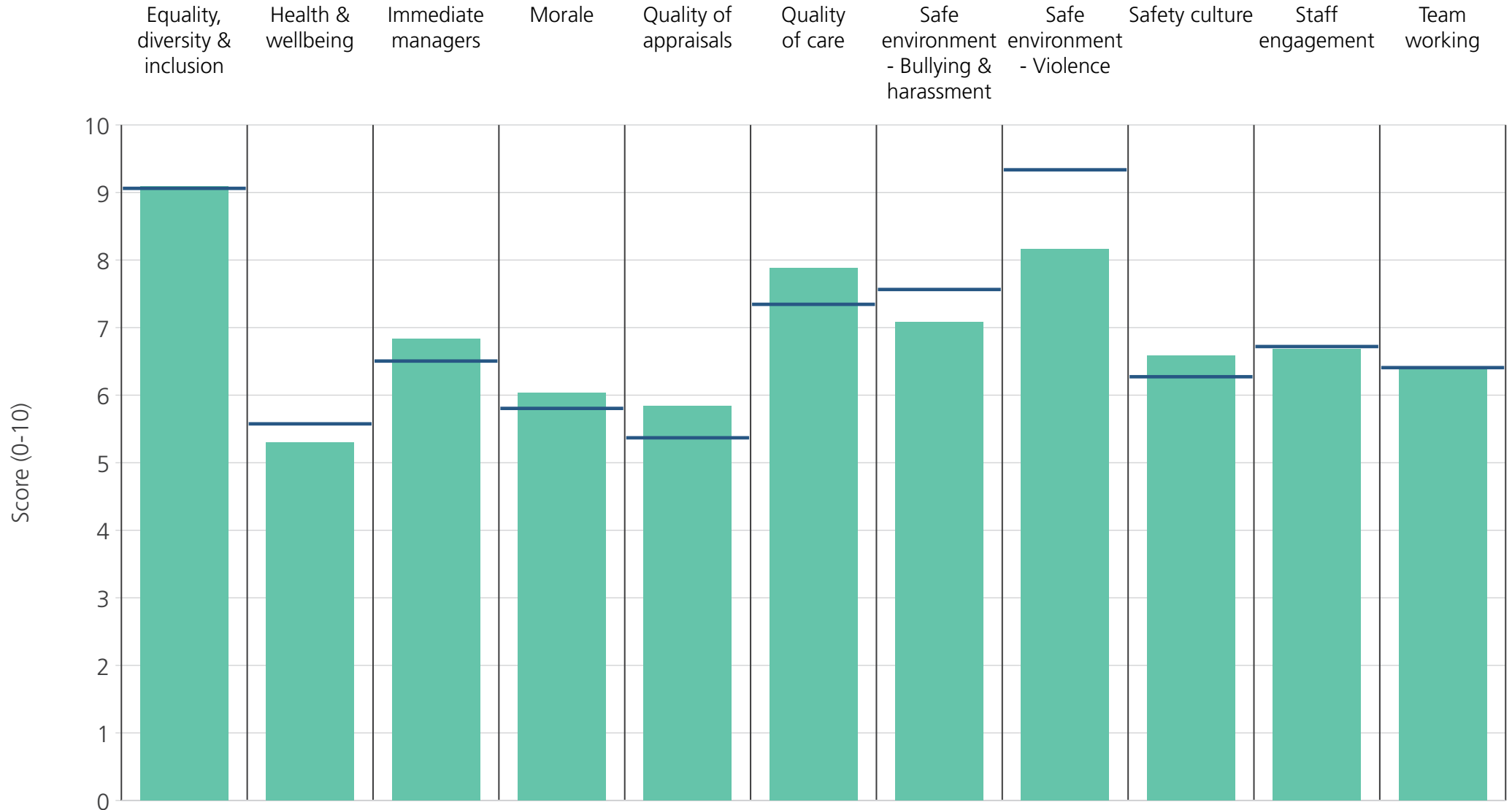
! Note: when there are less than 11 responses in a group, results are suppressed to protect staff confidentiality

Directorates 1

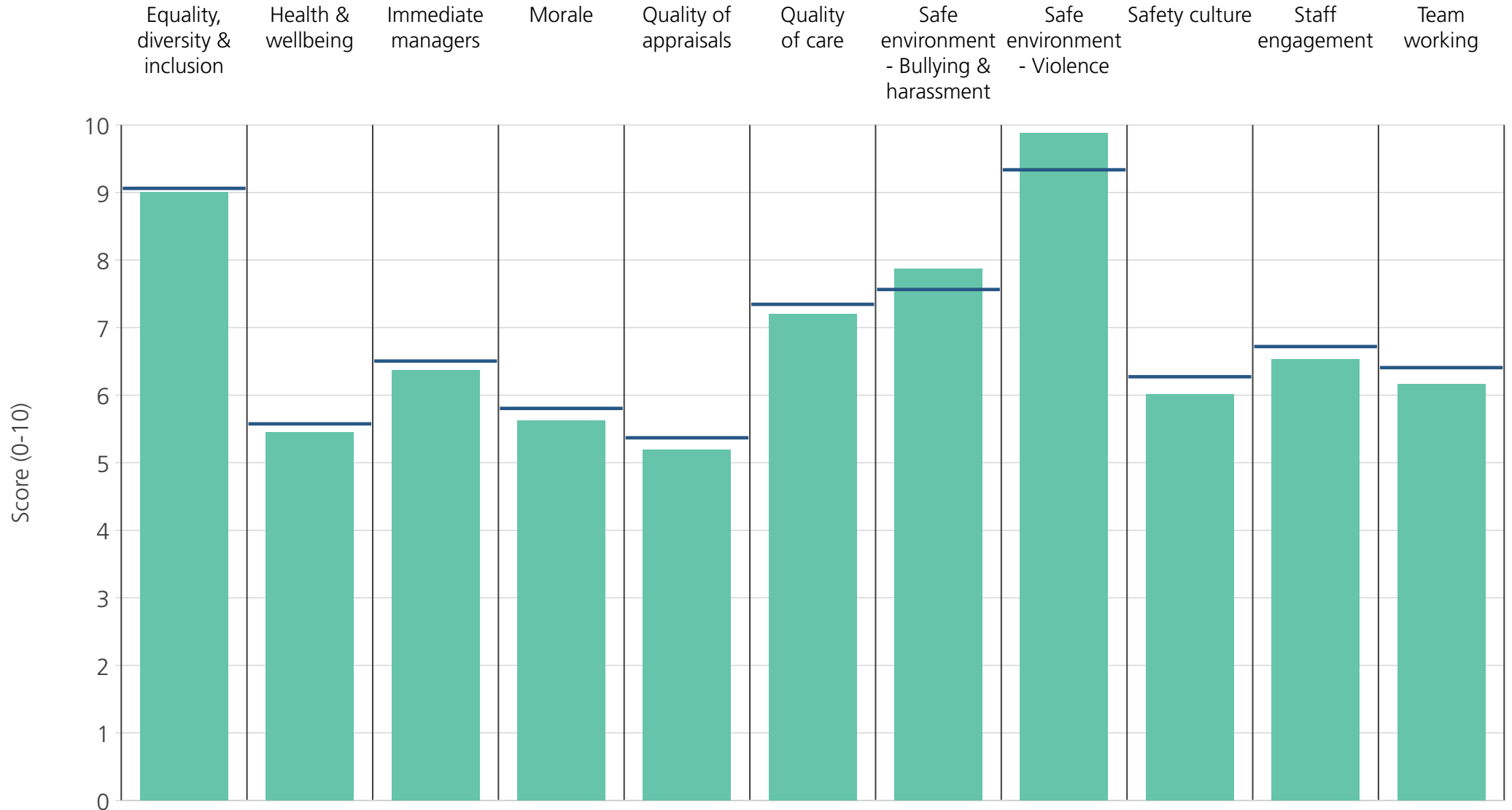
Weston Area Health NHS Trust
2019 NHS Staff Survey Results



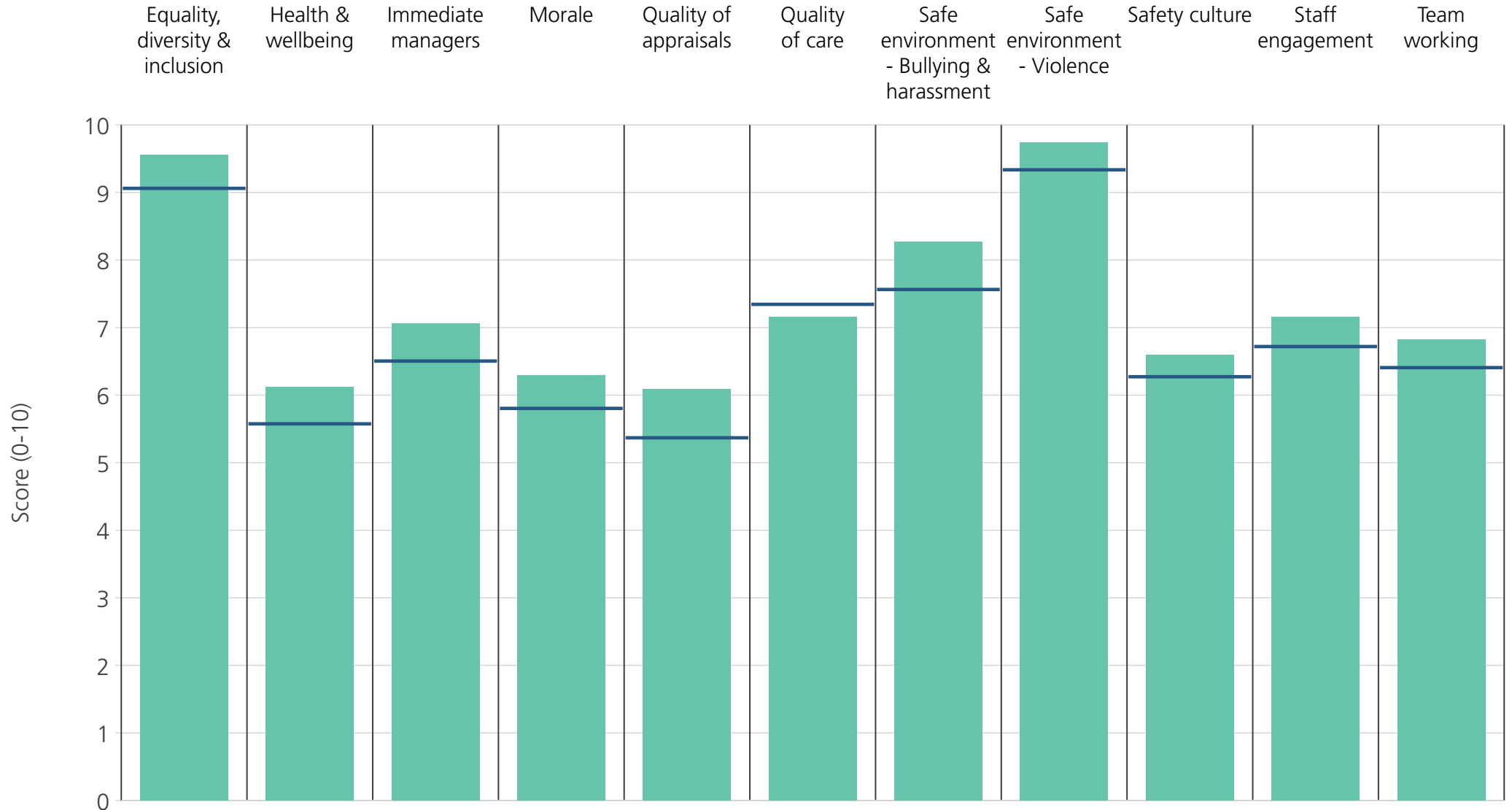
Directorate	9.0	5.8	7.0	5.6	5.4	7.1	7.5	9.9	6.3	6.8	7.1
Your org	9.1	5.6	6.5	5.8	5.4	7.3	7.6	9.3	6.3	6.7	6.4
Responses	25	25	24	25	16	25	25	25	25	26	25



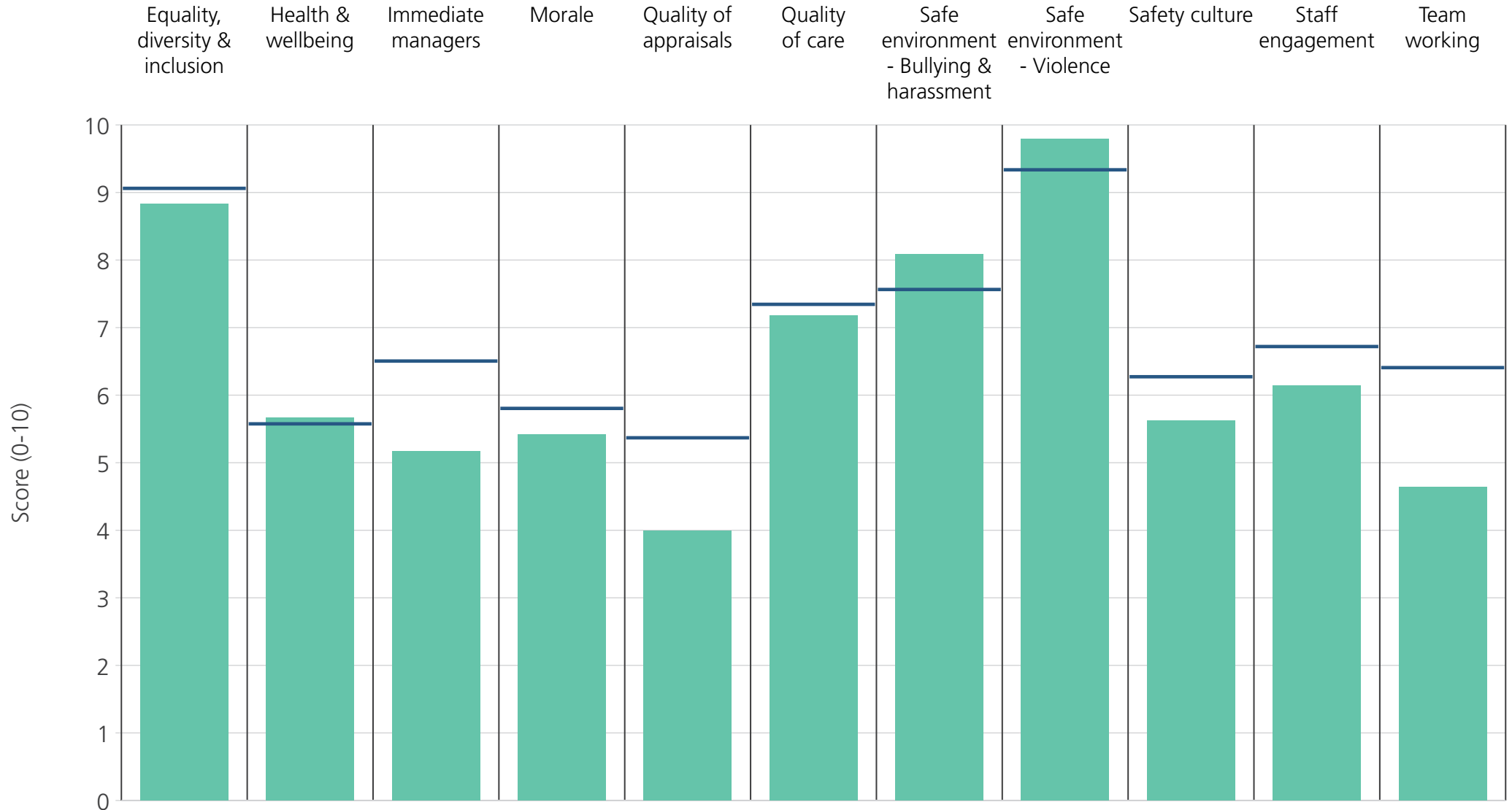
Directorate	9.1	5.3	6.8	6.0	5.8	7.9	7.1	8.2	6.6	6.7	6.4
Your org	9.1	5.6	6.5	5.8	5.4	7.3	7.6	9.3	6.3	6.7	6.4
Responses	118	119	116	115	97	115	118	118	119	117	117



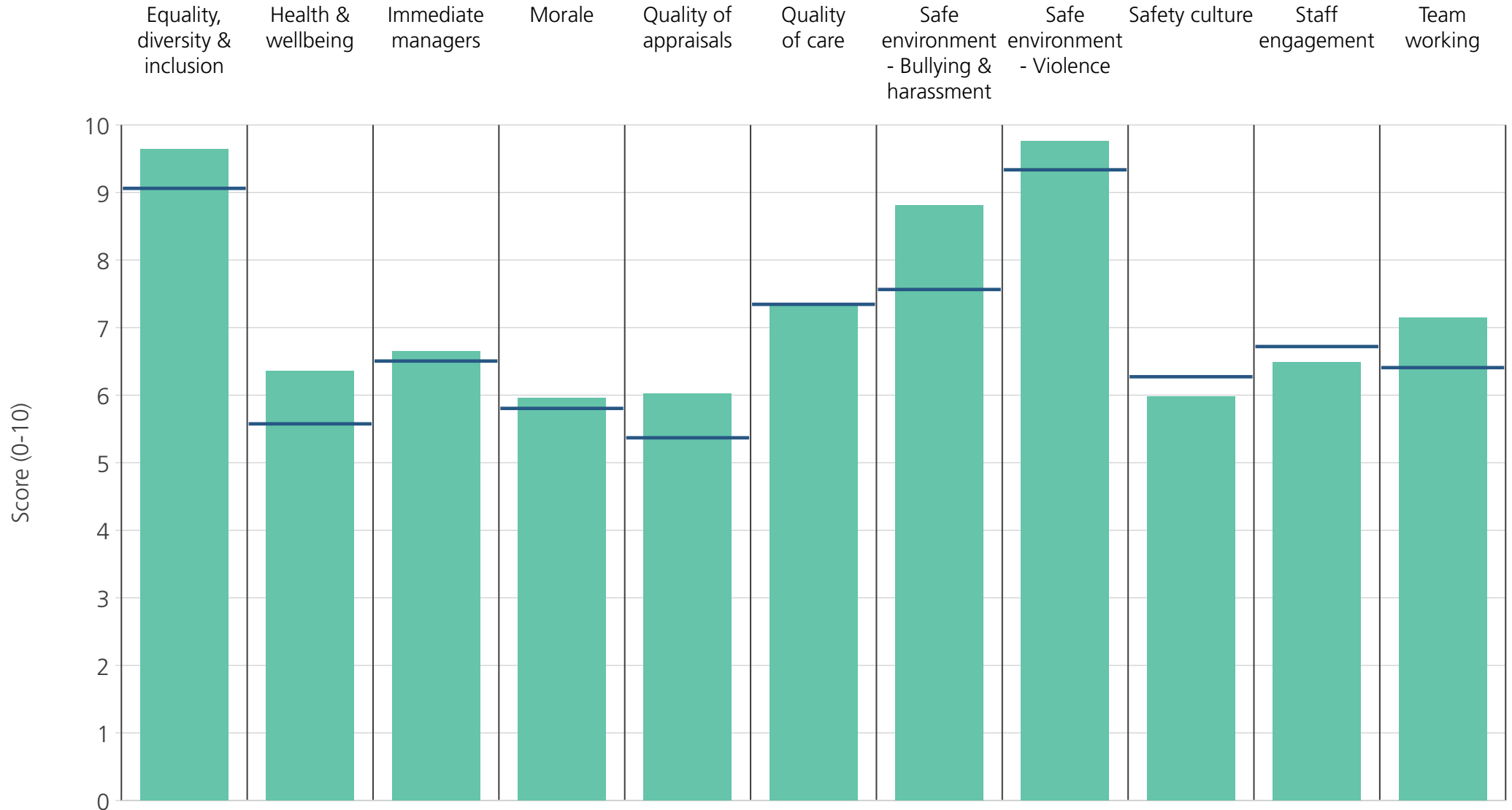
Directorate	9.0	5.4	6.4	5.6	5.2	7.2	7.9	9.9	6.0	6.5	6.2
Your org	9.1	5.6	6.5	5.8	5.4	7.3	7.6	9.3	6.3	6.7	6.4
Responses	228	230	231	227	154	145	231	224	230	233	230



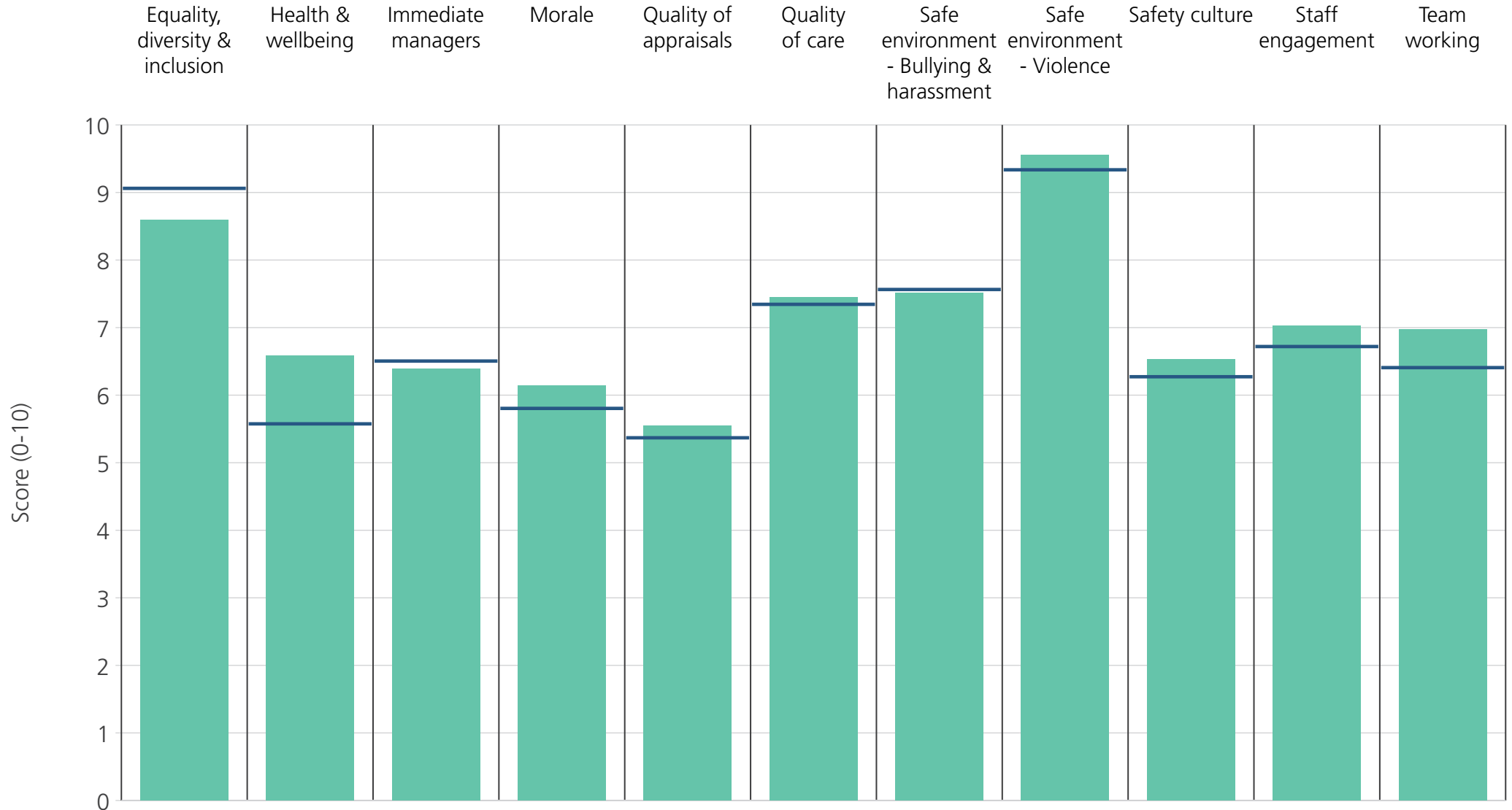
Directorate	9.6	6.1	7.1	6.3	6.1	7.2	8.3	9.7	6.6	7.2	6.8
Your org	9.1	5.6	6.5	5.8	5.4	7.3	7.6	9.3	6.3	6.7	6.4
Responses	50	50	50	50	43	49	50	50	50	52	52



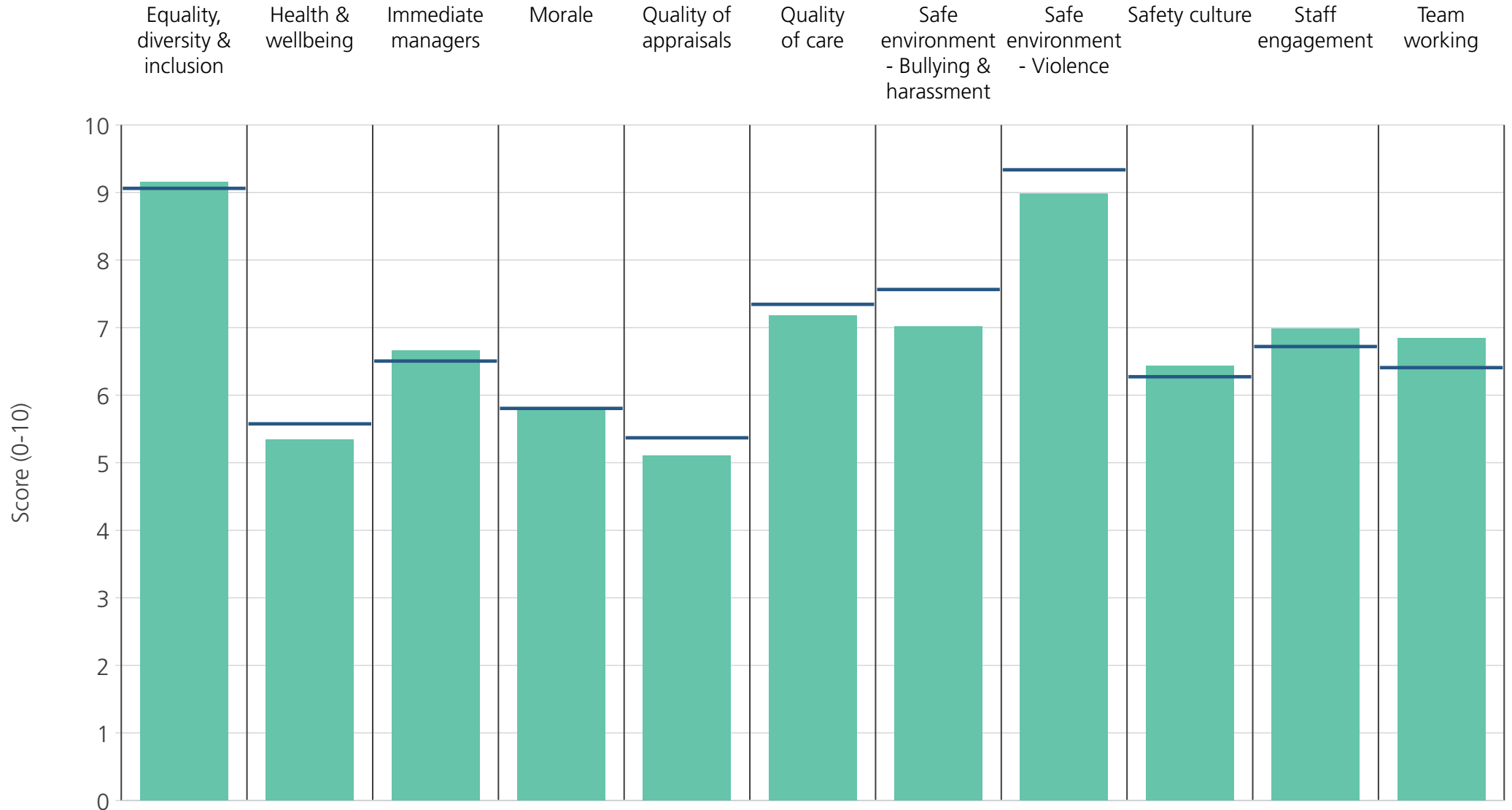
Directorate	8.8	5.7	5.2	5.4	4.0	7.2	8.1	9.8	5.6	6.1	4.6
Your org	9.1	5.6	6.5	5.8	5.4	7.3	7.6	9.3	6.3	6.7	6.4
Responses	47	48	49	49	24	37	47	47	48	49	48



Directorate	9.6	6.4	6.6	6.0	6.0	7.4	8.8	9.8	6.0	6.5	7.1
Your org	9.1	5.6	6.5	5.8	5.4	7.3	7.6	9.3	6.3	6.7	6.4
Responses	14	14	14	14	11	14	14	14	14	14	14



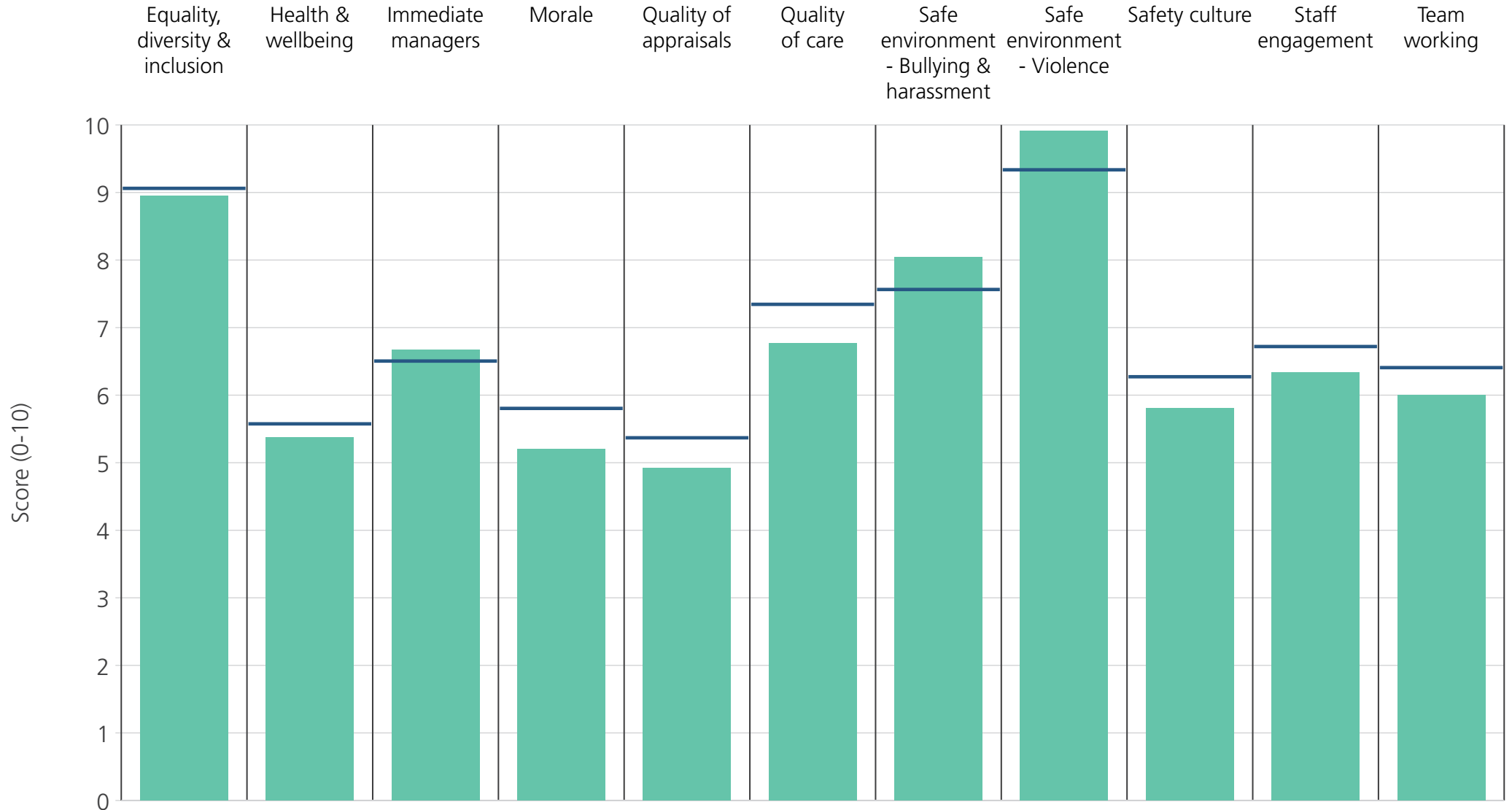
Directorate	8.6	6.6	6.4	6.1	5.6	7.5	7.5	9.6	6.5	7.0	7.0
Your org	9.1	5.6	6.5	5.8	5.4	7.3	7.6	9.3	6.3	6.7	6.4
Responses	51	51	52	50	40	52	51	52	52	52	52



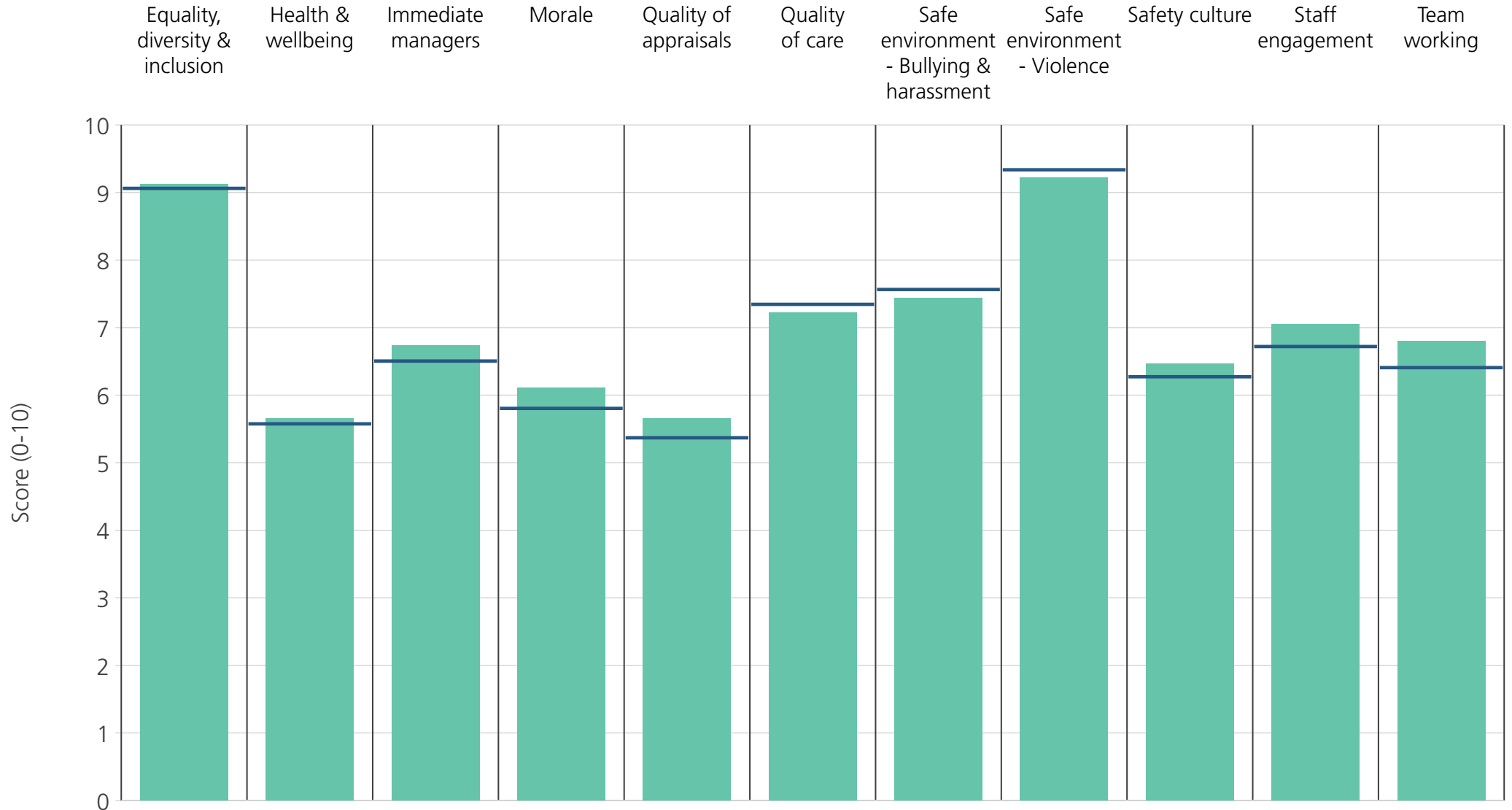
Directorate	9.2	5.3	6.7	5.8	5.1	7.2	7.0	9.0	6.4	7.0	6.8
Your org	9.1	5.6	6.5	5.8	5.4	7.3	7.6	9.3	6.3	6.7	6.4
Responses	154	155	151	152	119	149	155	155	155	154	153

Directorates 2

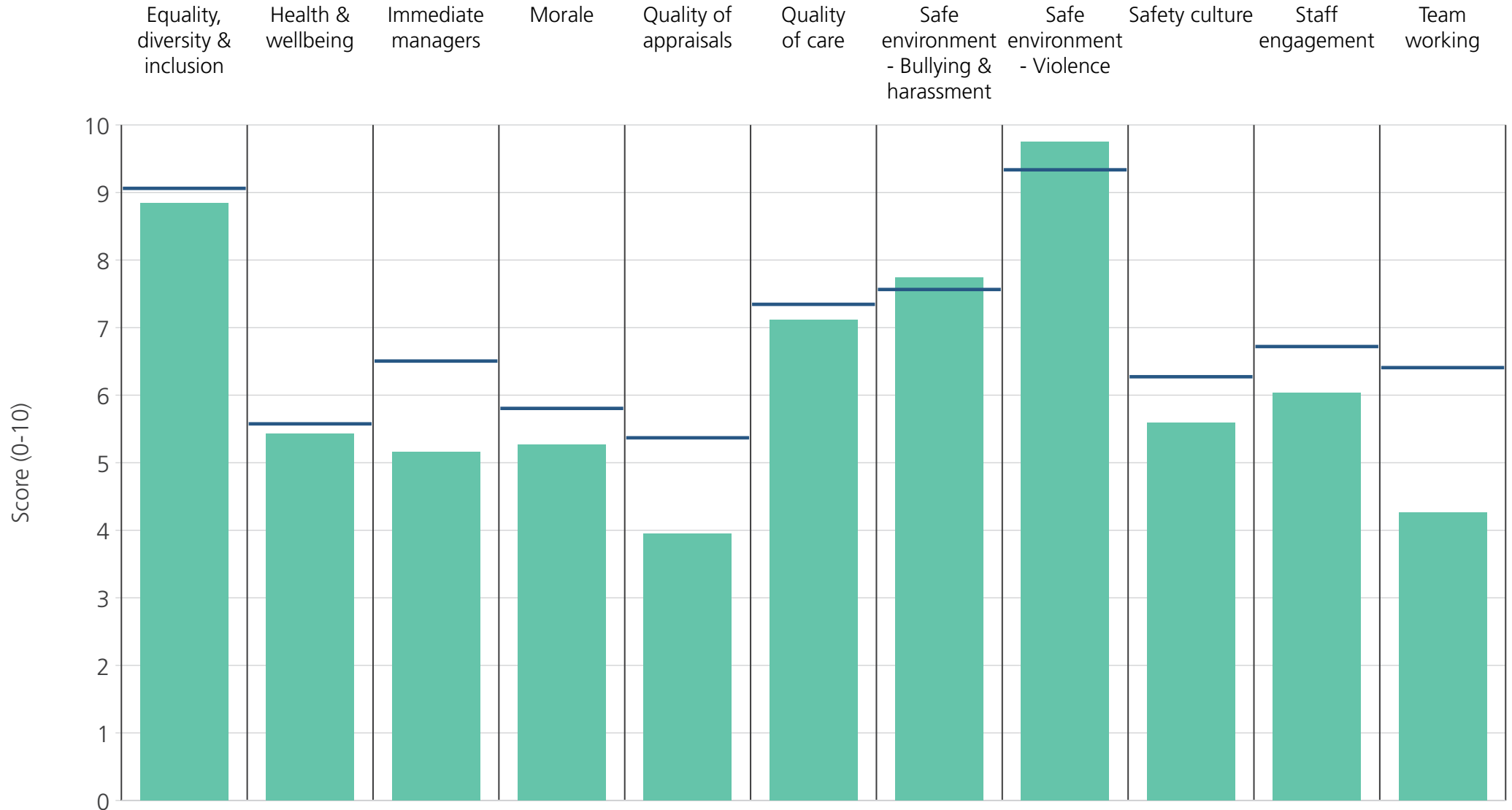
Weston Area Health NHS Trust
2019 NHS Staff Survey Results



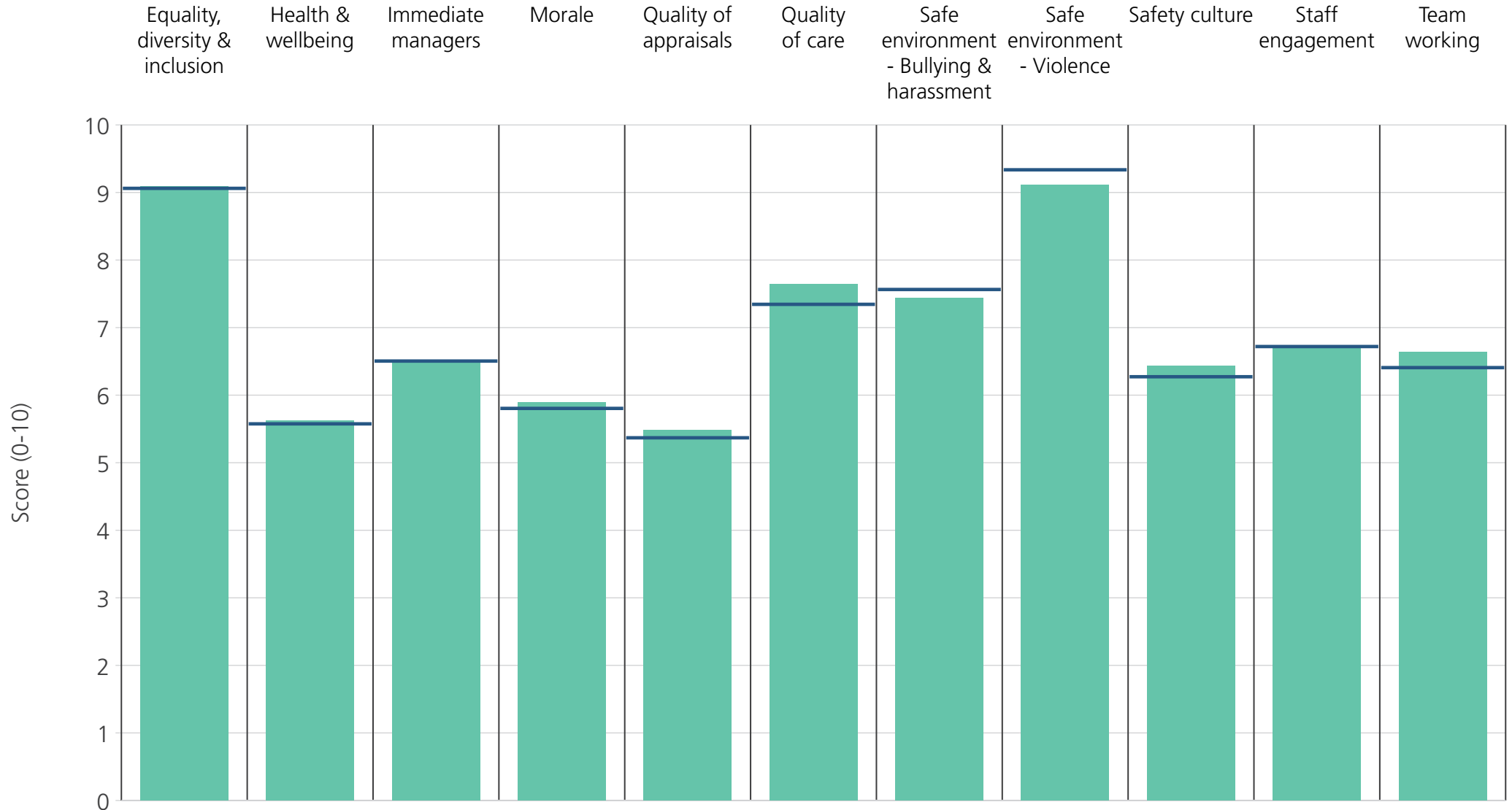
Directorate	9.0	5.4	6.7	5.2	4.9	6.8	8.0	9.9	5.8	6.3	6.0
Your org	9.1	5.6	6.5	5.8	5.4	7.3	7.6	9.3	6.3	6.7	6.4
Responses	118	119	119	117	93	58	119	116	119	119	117



Directorate	9.1	5.7	6.7	6.1	5.7	7.2	7.4	9.2	6.5	7.0	6.8
Your org	9.1	5.6	6.5	5.8	5.4	7.3	7.6	9.3	6.3	6.7	6.4
Responses	255	260	257	254	181	242	258	258	260	261	259



Directorate	8.8	5.4	5.2	5.3	3.9	7.1	7.7	9.7	5.6	6.0	4.3
Your org	9.1	5.6	6.5	5.8	5.4	7.3	7.6	9.3	6.3	6.7	6.4
Responses	53	54	55	54	23	41	53	53	53	55	54



Directorate	9.1	5.6	6.5	5.9	5.5	7.6	7.4	9.1	6.4	6.7	6.6
Your org	9.1	5.6	6.5	5.8	5.4	7.3	7.6	9.3	6.3	6.7	6.4
Responses	261	259	256	257	207	245	261	258	261	262	261