

Royal National Orthopaedic Hospital NHS Trust

2019 NHS Staff Survey

Directorate Report

Contents

Introduction	3
Themes – Directorates 1	4
392 Chief Executive L3, 392 Chief Operating Officer L3, 392 Head of Operations L3	5
392 Children's Ops Imaging & Access L3	6
392 Critical Support L3	7
392 Director Of Nursing L3	8
392 Estates & Facilities L3. 392 Modernisation & Development L3	9
392 Finance L3	10
392 Human Resources L3, 392 Transformation L3	11
392 I M & T L3	12
392 JR & Cancer L3	13
392 Medicine & Therapies L3	14
392 Private Patients Unit L3	15
392 Research L3	16
392 Specialist Surgery L3	17
392 Stanmore Healthcare Consulting Directorate L3	18
Themes – Directorates 2	19
392 01 The RNOH (Stanmore)	20
392 02 The RNOH (Bolsover St)	21

This directorate report for Royal National Orthopaedic Hospital NHS Trust contains results by directorate for themes from the 2019 NHS Staff Survey. These results are compared to the unweighted average for your organisation.

Please note: It is possible that there are differences between the 'Your org' scores reported in this directorate report and those in the benchmark report. This is because the results in the benchmark report are weighted to allow for fair comparisons between organisations of a similar type. However, in this report comparisons are made within your organisation so the unweighted organisation result is a more appropriate point of comparison.

The directorate breakdowns used in this report were provided and defined by Royal National Orthopaedic Hospital NHS Trust. Details of how the theme scores were calculated are included in the Technical Document, available to download from our [results website](#).

Key features

Breakdown type and **directorate name** are specified in the header. Black text in the header is hyperlinked: clicking on '2019 NHS Staff Survey Results' navigates back to the contents page.

Directorate results are presented in the context of the (unweighted) **organisation average ('Your org')**, so it is easy to tell if a directorate is performing better or worse than the organisation average. For all themes, a higher score is a better result than a lower score.

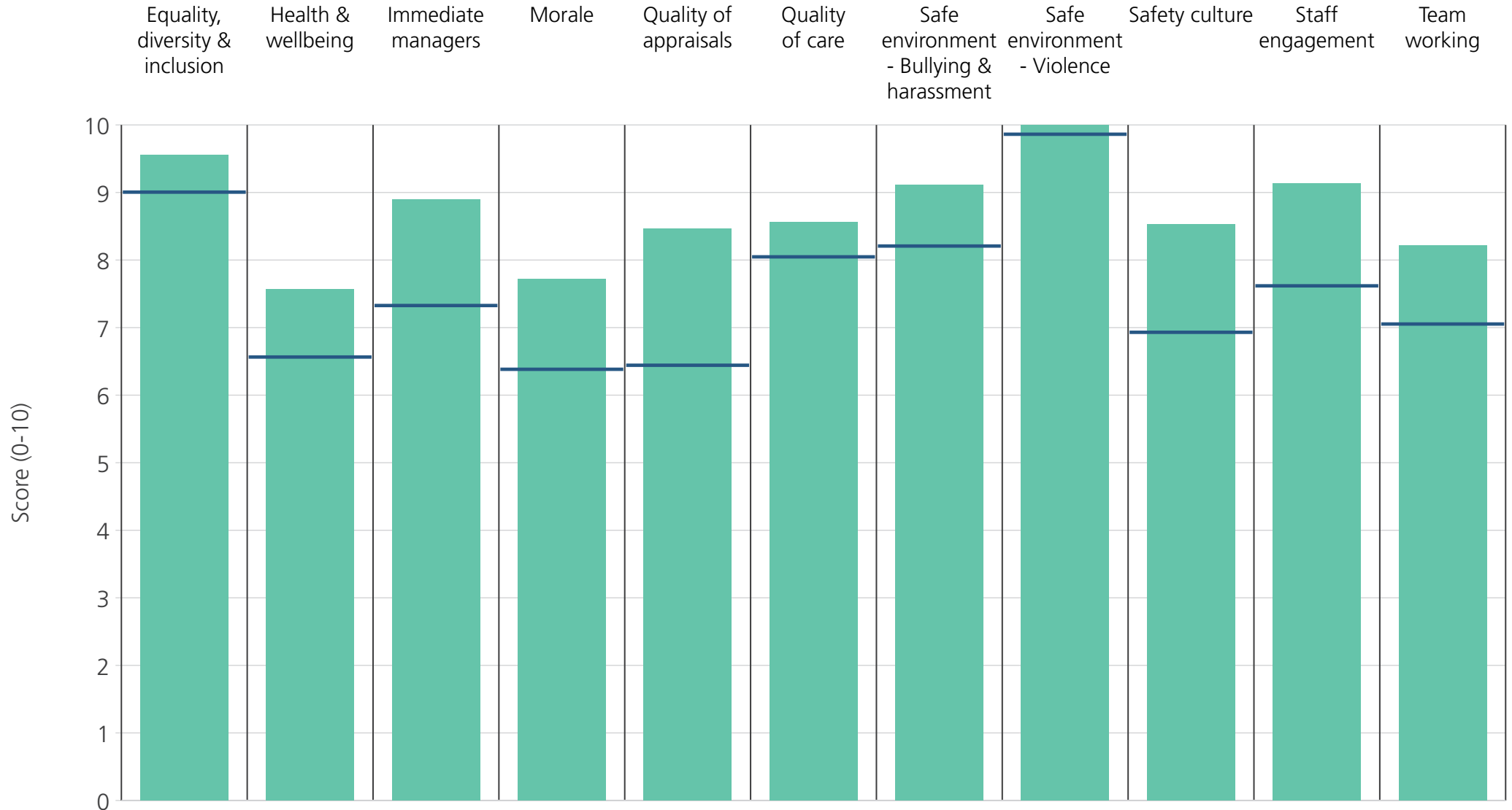
The **number of responses** feeding into each theme score **for the given directorate** is specified below the table containing the directorate and trust scores.



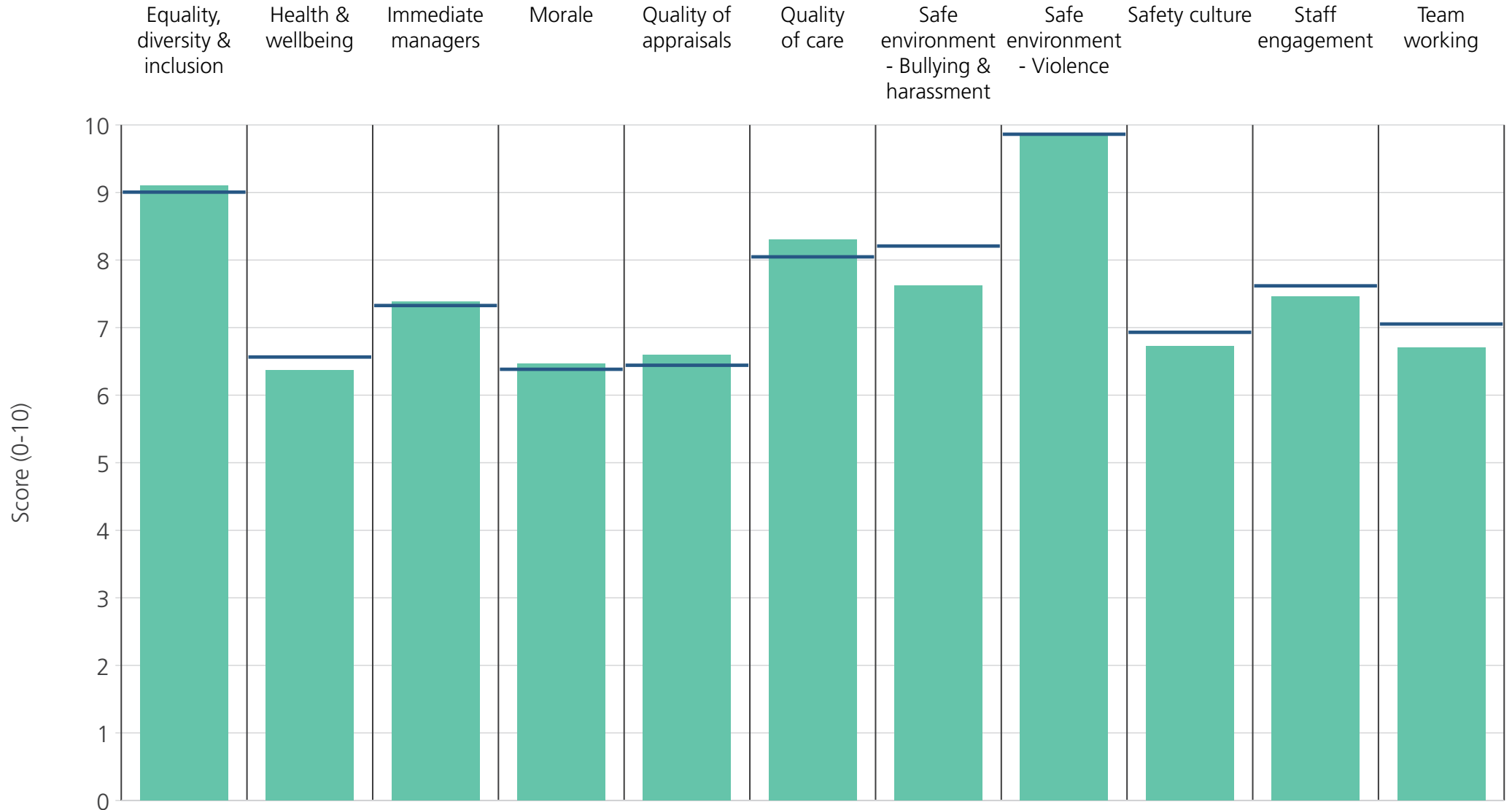
! Note: when there are less than 11 responses in a group, results are suppressed to protect staff confidentiality

Directorates 1

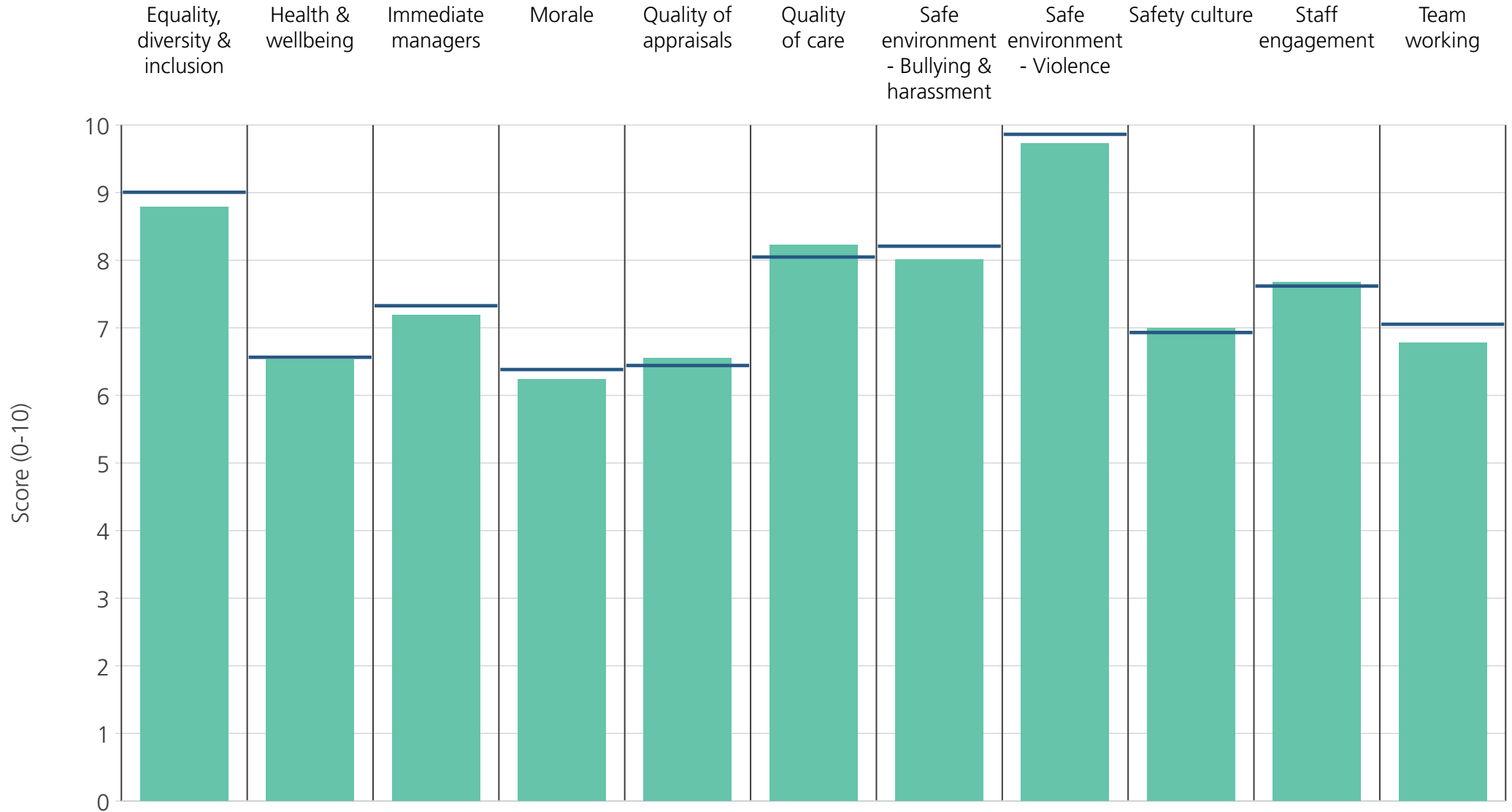
Royal National Orthopaedic Hospital NHS Trust
2019 NHS Staff Survey Results



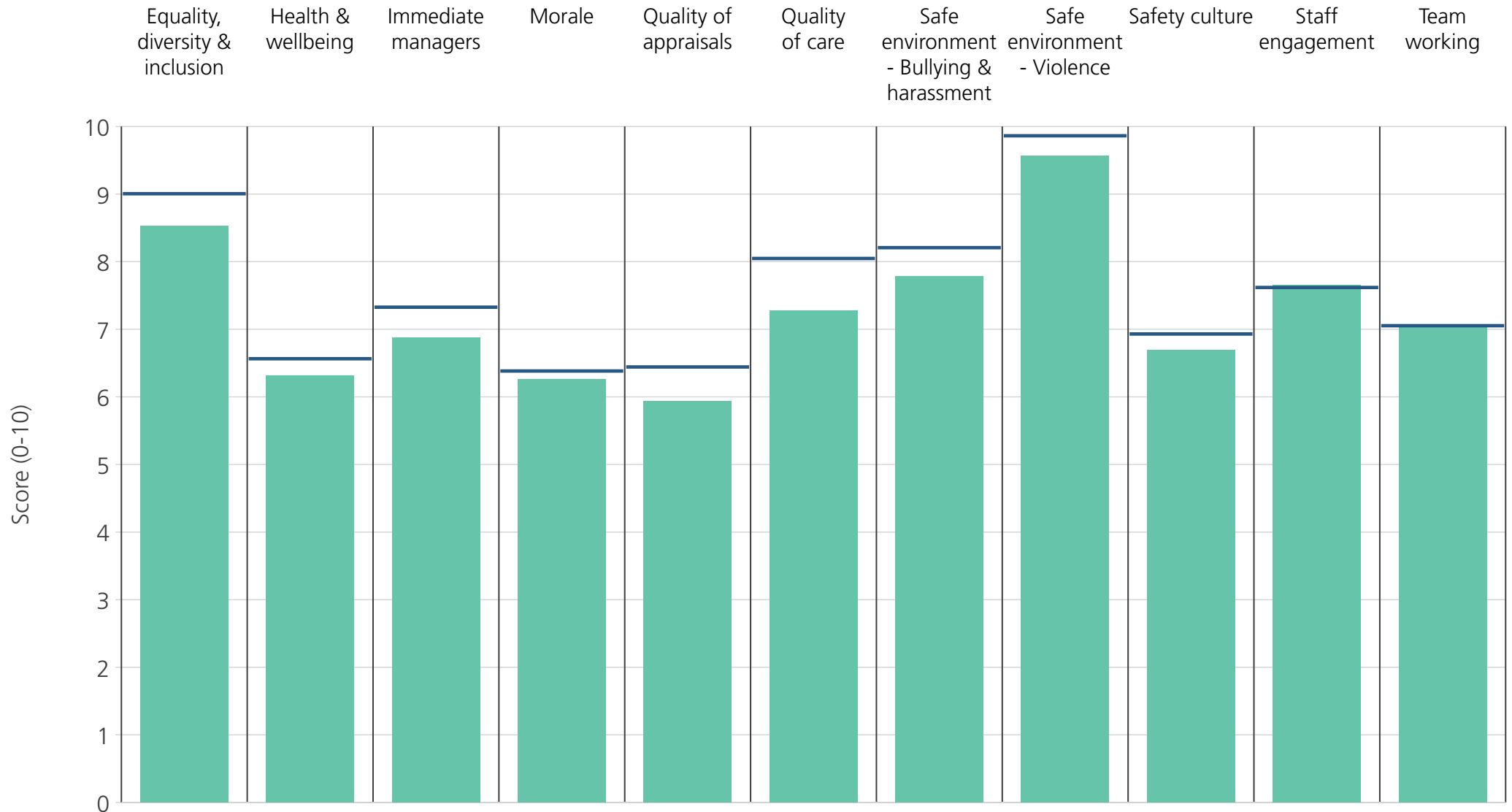
Directorate	9.6	7.6	8.9	7.7	8.5	8.6	9.1	10.0	8.5	9.1	8.2
Your org	9.0	6.6	7.3	6.4	6.4	8.0	8.2	9.9	6.9	7.6	7.1
Responses	15	15	15	15	13	11	15	15	15	15	14



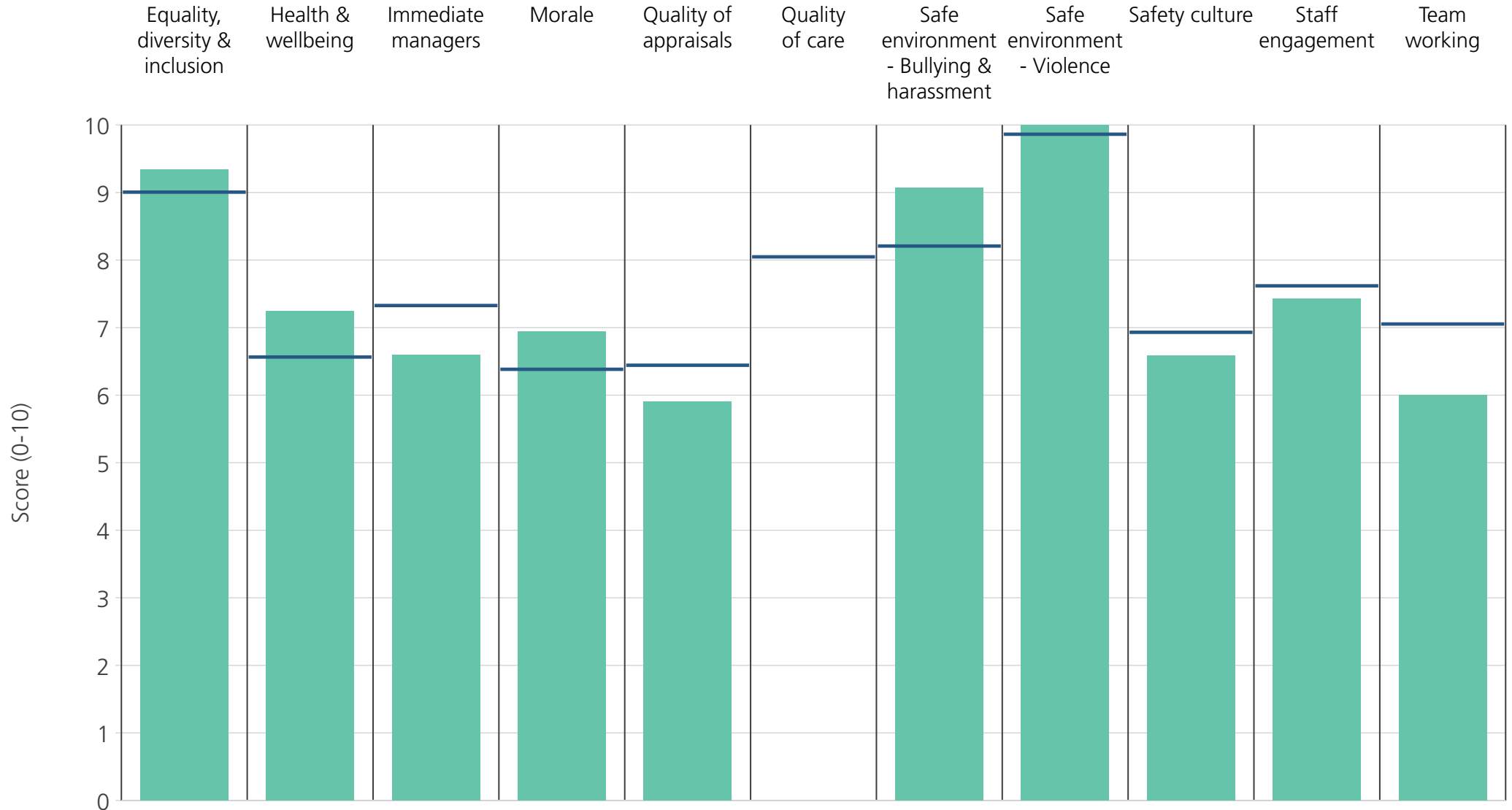
Directorate	9.1	6.4	7.4	6.5	6.6	8.3	7.6	9.9	6.7	7.5	6.7
Your org	9.0	6.6	7.3	6.4	6.4	8.0	8.2	9.9	6.9	7.6	7.1
Responses	104	105	106	104	94	104	105	104	104	108	108



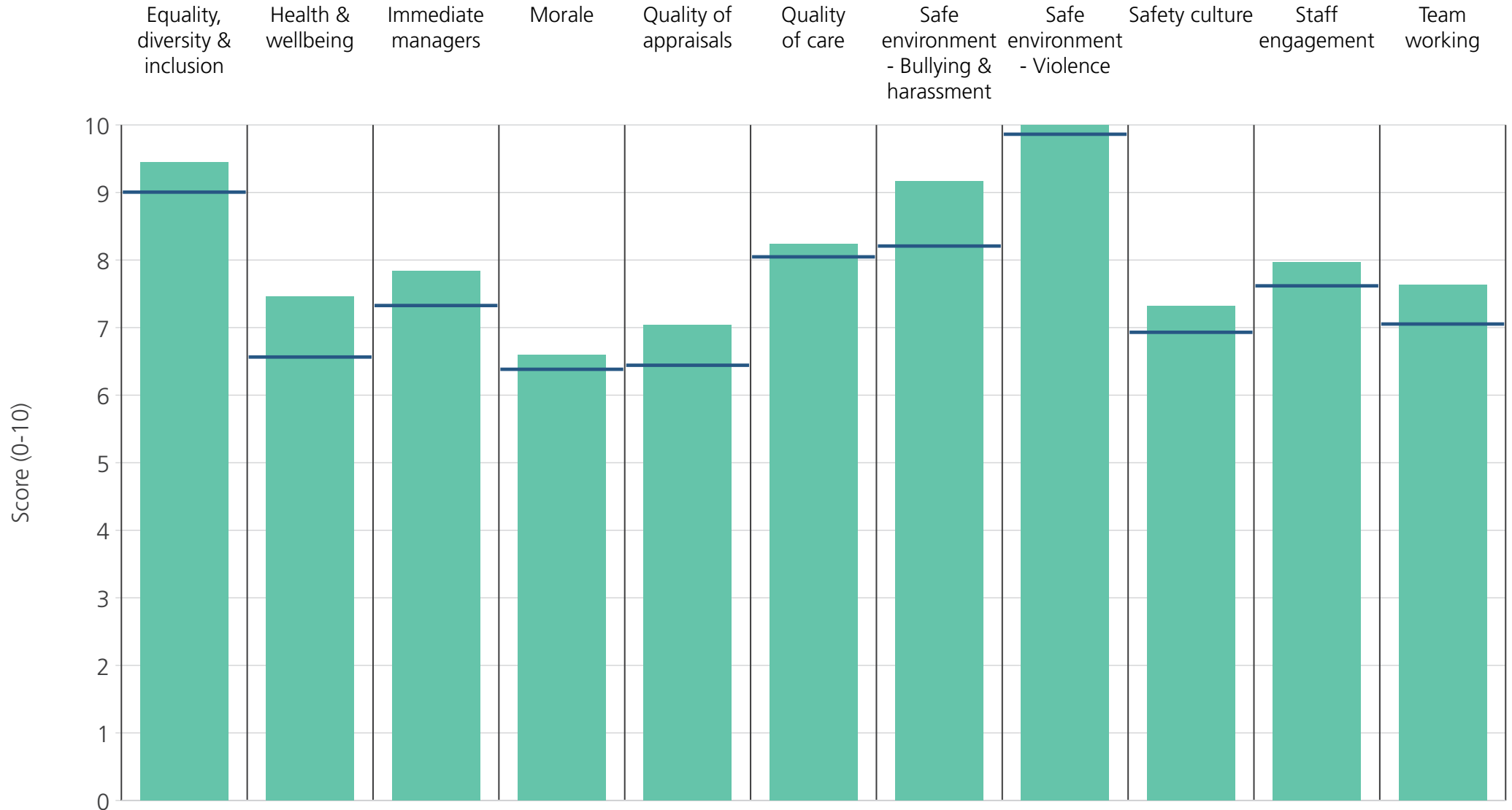
Directorate	8.8	6.5	7.2	6.2	6.6	8.2	8.0	9.7	7.0	7.7	6.8
Your org	9.0	6.6	7.3	6.4	6.4	8.0	8.2	9.9	6.9	7.6	7.1
Responses	136	137	136	135	118	130	136	135	136	136	133



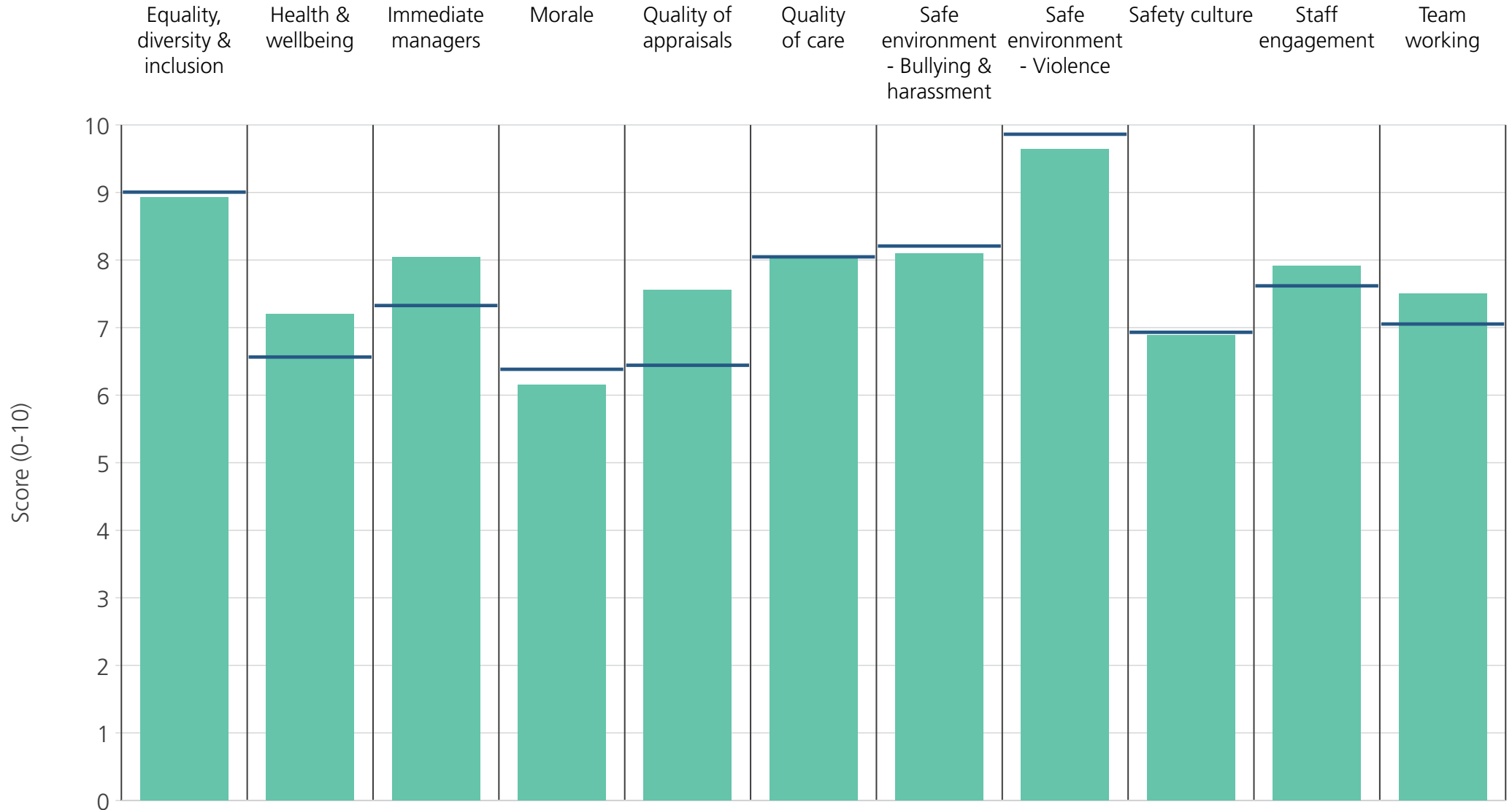
Directorate	8.5	6.3	6.9	6.3	5.9	7.3	7.8	9.6	6.7	7.7	7.0
Your org	9.0	6.6	7.3	6.4	6.4	8.0	8.2	9.9	6.9	7.6	7.1
Responses	30	31	31	29	24	24	30	31	30	31	30



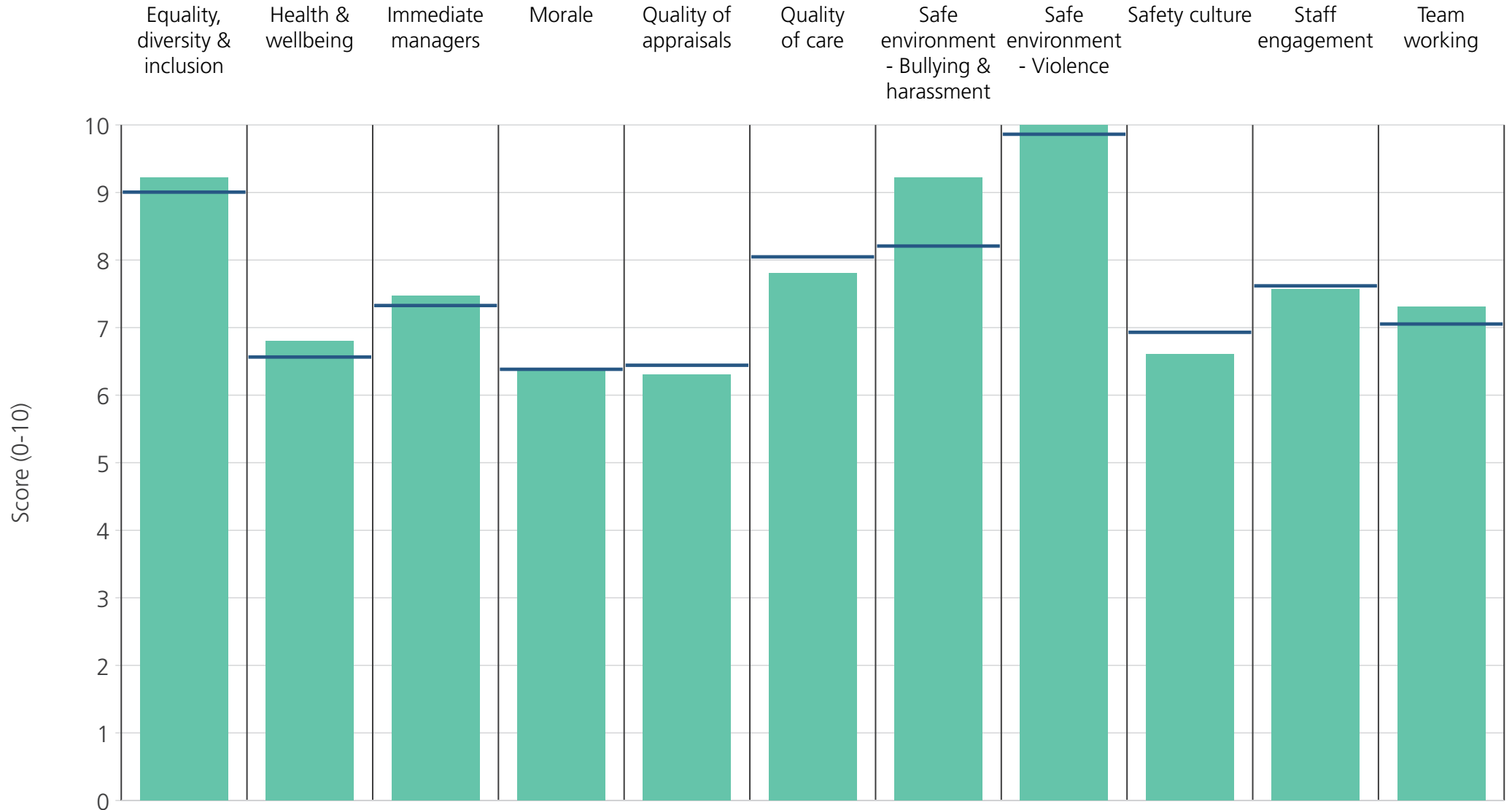
Directorate	9.3	7.2	6.6	6.9	5.9		9.1	10.0	6.6	7.4	6.0
Your org	9.0	6.6	7.3	6.4	6.4	8.0	8.2	9.9	6.9	7.6	7.1
Responses	25	25	25	25	18	10	25	24	25	25	25



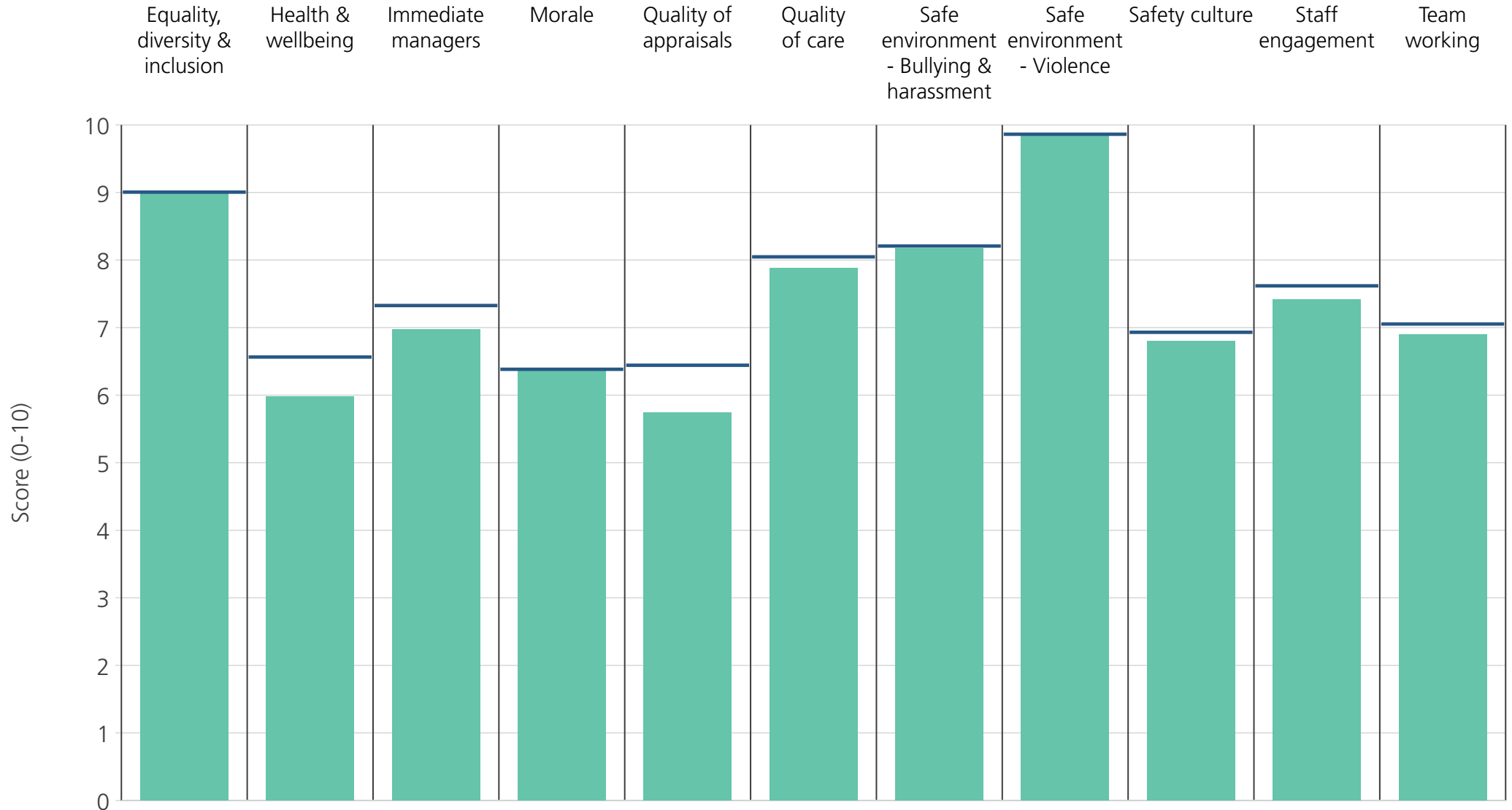
Directorate	9.4	7.5	7.8	6.6	7.0	8.2	9.2	10.0	7.3	8.0	7.6
Your org	9.0	6.6	7.3	6.4	6.4	8.0	8.2	9.9	6.9	7.6	7.1
Responses	39	41	41	41	30	18	40	40	41	41	39



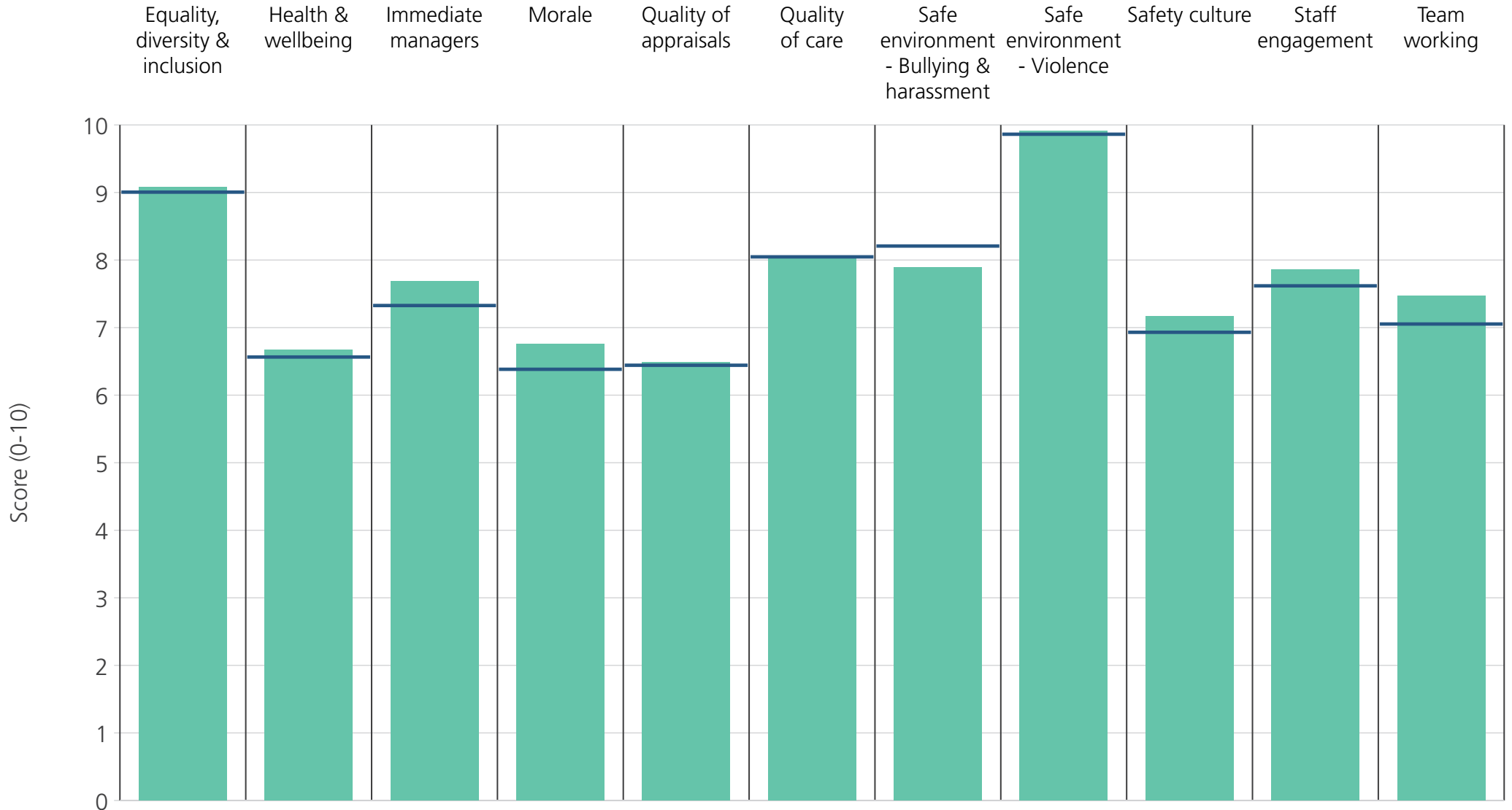
Directorate	8.9	7.2	8.0	6.1	7.6	8.0	8.1	9.6	6.9	7.9	7.5
Your org	9.0	6.6	7.3	6.4	6.4	8.0	8.2	9.9	6.9	7.6	7.1
Responses	28	28	29	28	24	11	28	28	28	29	29



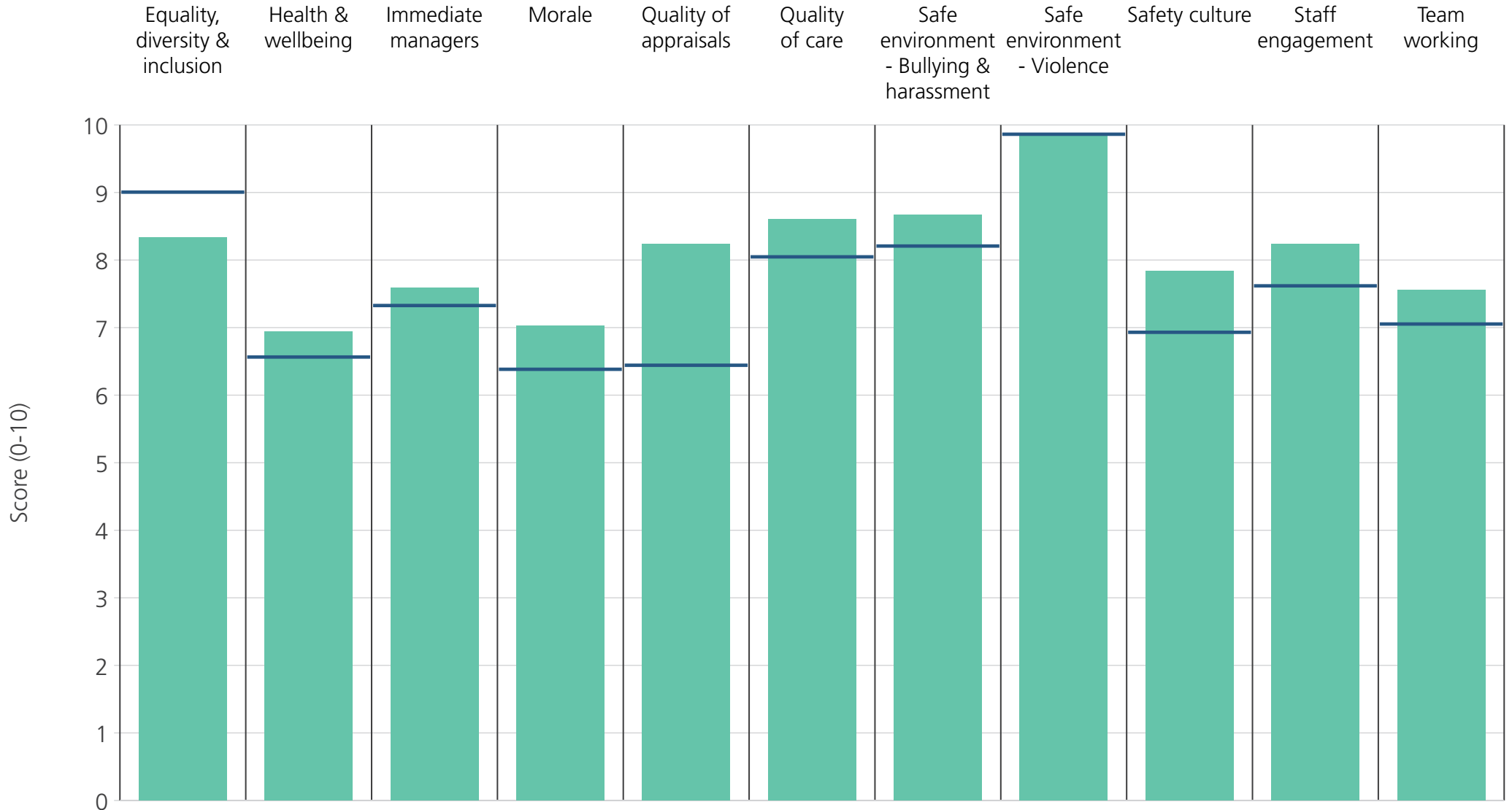
Directorate	9.2	6.8	7.5	6.4	6.3	7.8	9.2	10.0	6.6	7.6	7.3
Your org	9.0	6.6	7.3	6.4	6.4	8.0	8.2	9.9	6.9	7.6	7.1
Responses	47	46	46	46	43	32	47	46	47	47	46



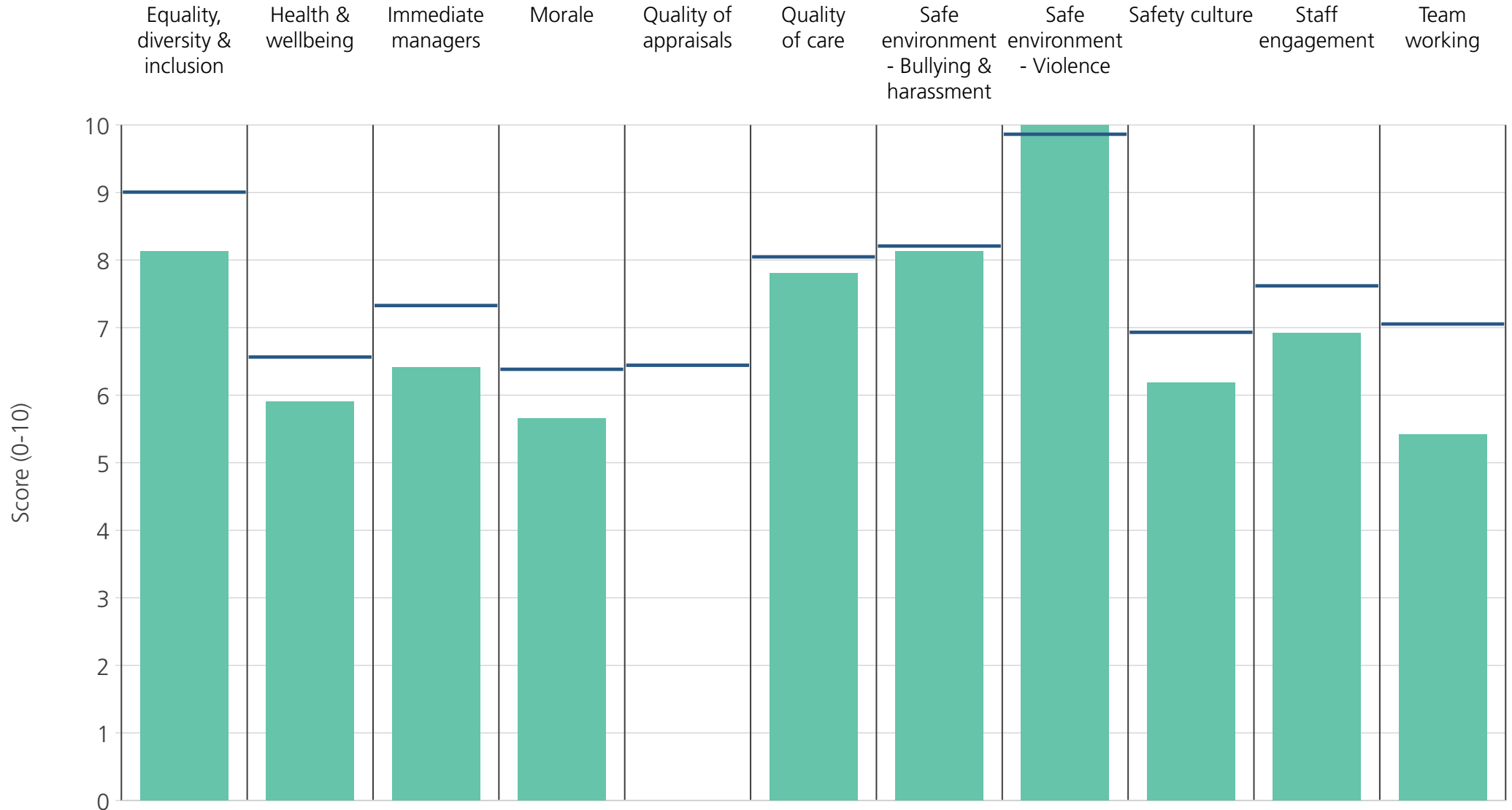
Directorate	9.0	6.0	7.0	6.4	5.7	7.9	8.2	9.9	6.8	7.4	6.9
Your org	9.0	6.6	7.3	6.4	6.4	8.0	8.2	9.9	6.9	7.6	7.1
Responses	74	75	75	74	59	73	74	73	75	75	74



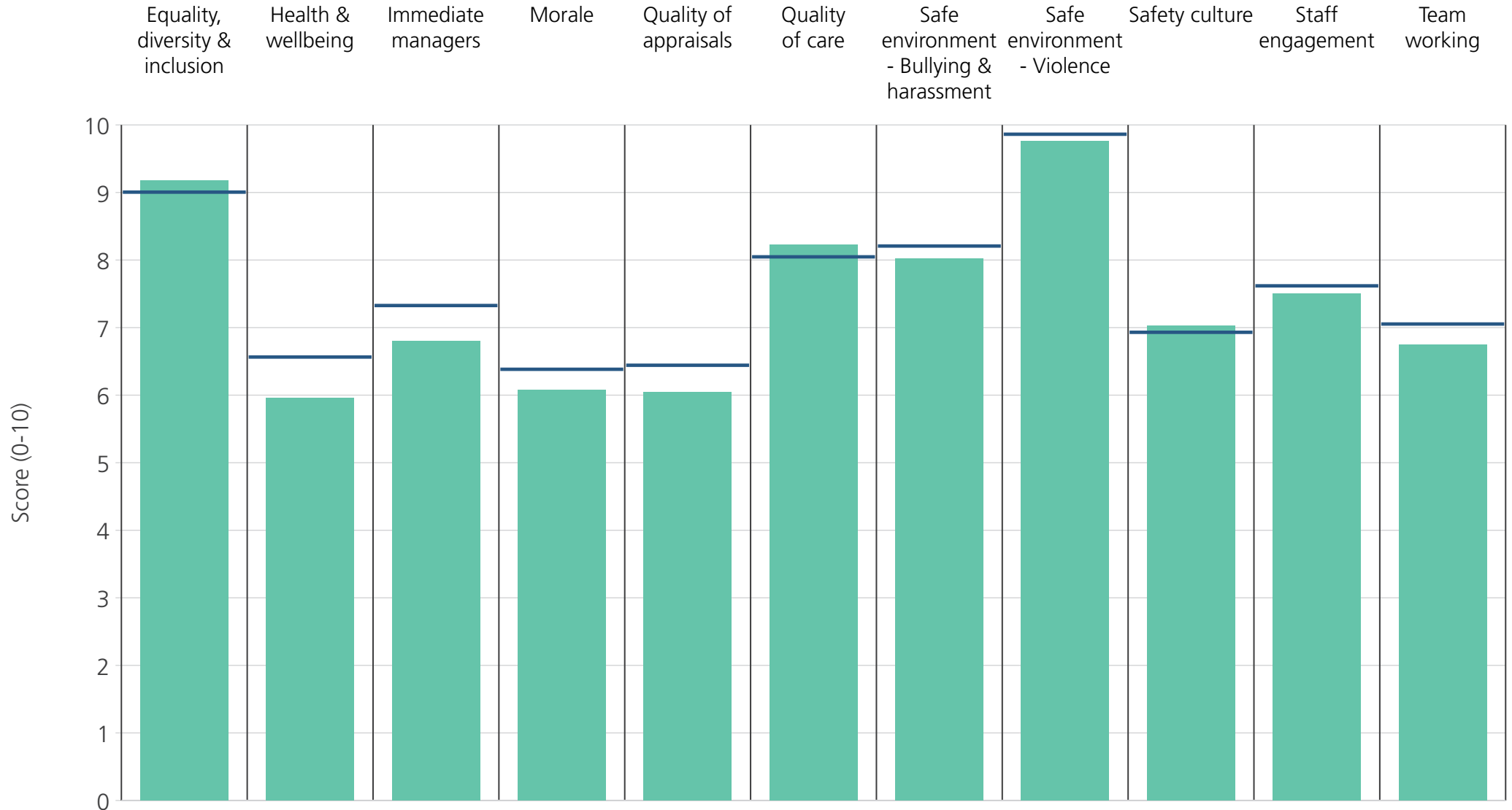
Directorate	9.1	6.7	7.7	6.8	6.5	8.0	7.9	9.9	7.2	7.9	7.5
Your org	9.0	6.6	7.3	6.4	6.4	8.0	8.2	9.9	6.9	7.6	7.1
Responses	228	231	231	229	211	222	229	228	229	231	225



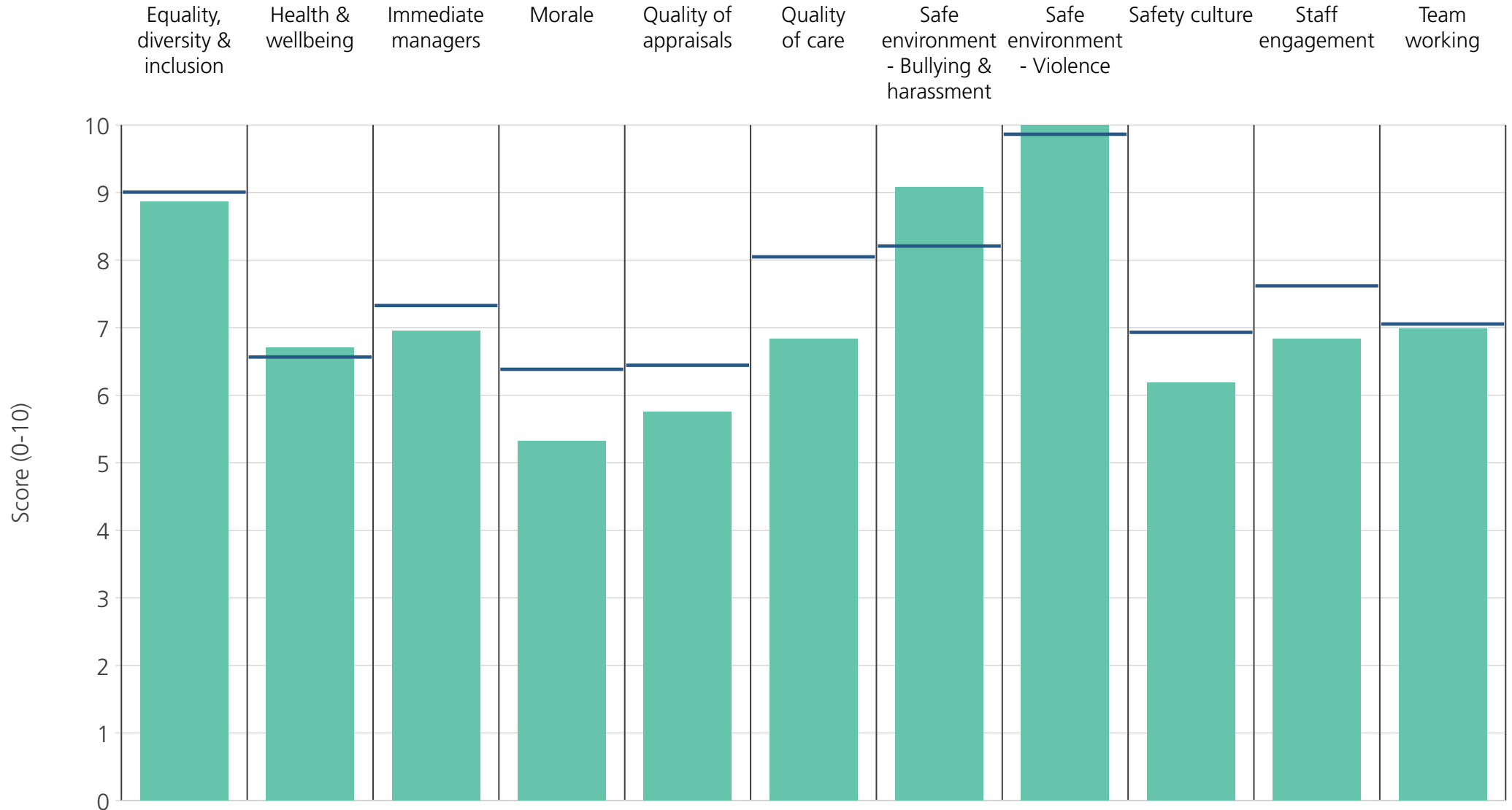
Directorate	8.3	6.9	7.6	7.0	8.2	8.6	8.7	9.8	7.8	8.2	7.6
Your org	9.0	6.6	7.3	6.4	6.4	8.0	8.2	9.9	6.9	7.6	7.1
Responses	20	20	21	20	17	20	20	20	20	21	21



Directorate	8.1	5.9	6.4	5.7	6.4	7.8	8.1	10.0	6.2	6.9	5.4
Your org	9.0	6.6	7.3	6.4	6.4	8.0	8.2	9.9	6.9	7.6	7.1
Responses	16	16	16	16	10	11	16	15	16	16	15



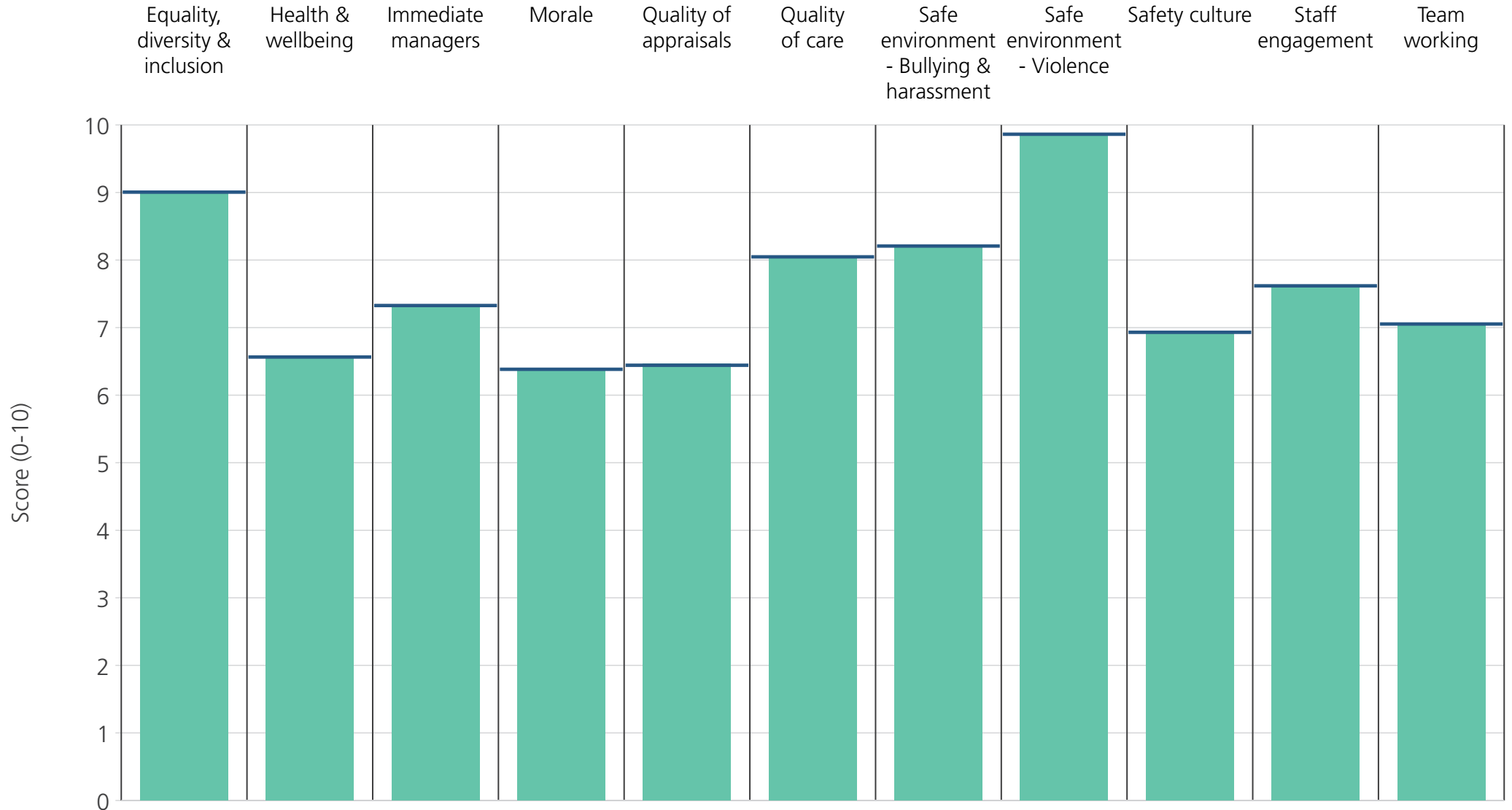
Directorate	9.2	6.0	6.8	6.1	6.0	8.2	8.0	9.8	7.0	7.5	6.7
Your org	9.0	6.6	7.3	6.4	6.4	8.0	8.2	9.9	6.9	7.6	7.1
Responses	85	85	85	83	73	81	85	85	84	85	83



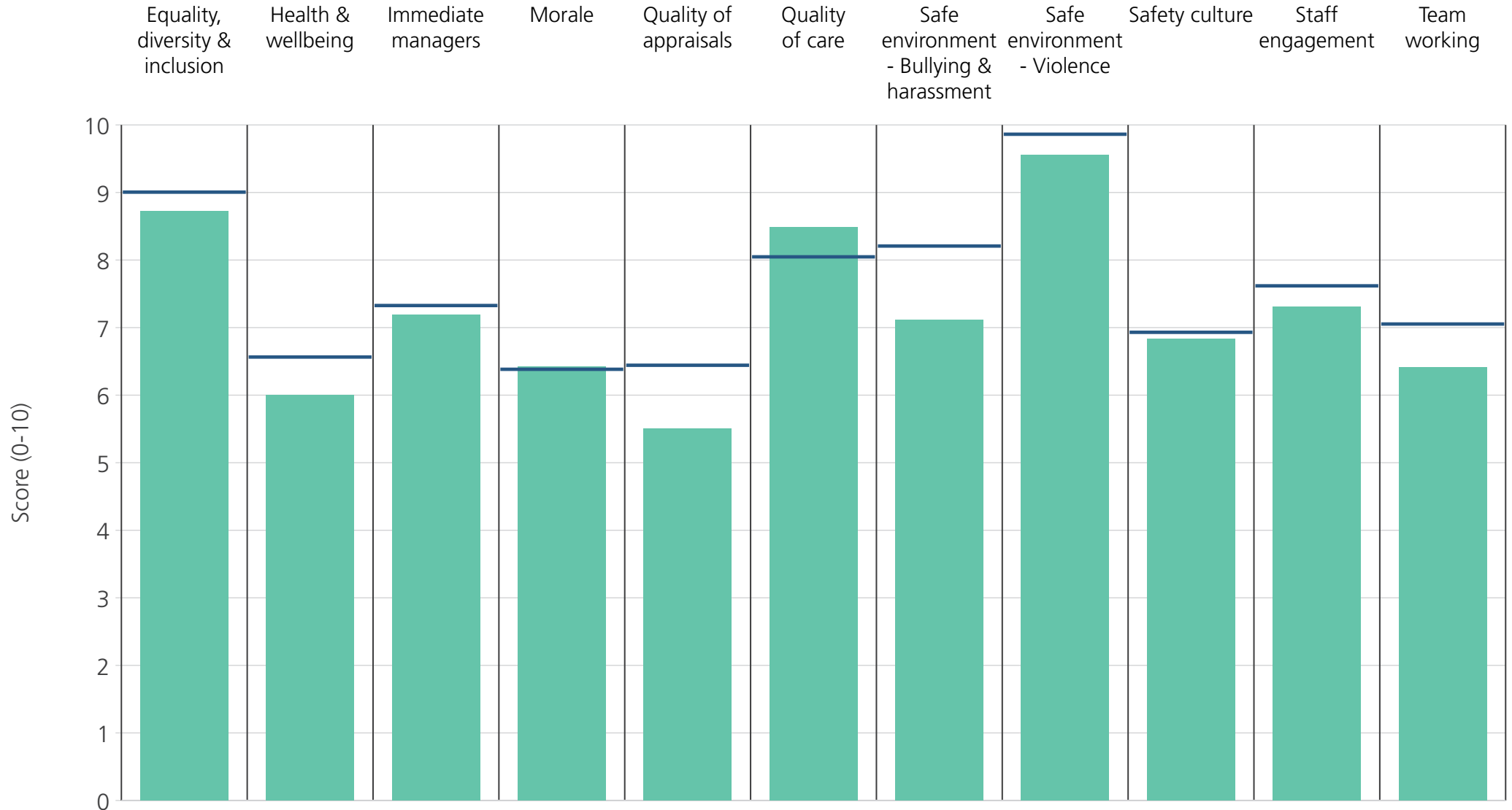
Directorate	8.9	6.7	7.0	5.3	5.7	6.8	9.1	10.0	6.2	6.8	7.0
Your org	9.0	6.6	7.3	6.4	6.4	8.0	8.2	9.9	6.9	7.6	7.1
Responses	77	77	77	77	54	25	76	76	73	77	75

Directorates 2

Royal National Orthopaedic Hospital NHS Trust
2019 NHS Staff Survey Results



Directorate	9.0	6.6	7.3	6.4	6.5	8.0	8.2	9.9	6.9	7.6	7.1
Your org	9.0	6.6	7.3	6.4	6.4	8.0	8.2	9.9	6.9	7.6	7.1
Responses	909	917	919	907	773	756	911	905	908	921	901



Directorate	8.7	6.0	7.2	6.4	5.5	8.5	7.1	9.6	6.8	7.3	6.4
Your org	9.0	6.6	7.3	6.4	6.4	8.0	8.2	9.9	6.9	7.6	7.1
Responses	15	15	15	15	15	16	15	15	15	16	16