

Wirral University Teaching Hospital NHS Foundation Trust

2019 NHS Staff Survey

Directorate Report

Contents

Introduction	3
Themes – Directorates 1	4
Add Prof Scientific and Technic	5
Additional Clinical Services	6
Administrative and Clerical	7
Allied Health Professionals	8
Estates and Ancillary	9
Healthcare Scientists	10
Medical and Dental	11
Nursing and Midwifery Registered	12
Themes – Directorates 2	13
Clinical Support Div	14
Corporate Support Div	15
Estates & Hotel Services Div	16
Medical and Acute Specialities Div	17
Surgery Div	18
Women and Children's Div	19

This directorate report for Wirral University Teaching Hospital NHS Foundation Trust contains results by directorate for themes from the 2019 NHS Staff Survey. These results are compared to the unweighted average for your organisation.

Please note: It is possible that there are differences between the 'Your org' scores reported in this directorate report and those in the benchmark report. This is because the results in the benchmark report are weighted to allow for fair comparisons between organisations of a similar type. However, in this report comparisons are made within your organisation so the unweighted organisation result is a more appropriate point of comparison.

The directorate breakdowns used in this report were provided and defined by Wirral University Teaching Hospital NHS Foundation Trust. Details of how the theme scores were calculated are included in the Technical Document, available to download from our [results website](#).

Key features

Breakdown type and **directorate name** are specified in the header. Black text in the header is hyperlinked: clicking on '2019 NHS Staff Survey Results' navigates back to the contents page.

Directorate results are presented in the context of the (unweighted) **organisation average ('Your org')**, so it is easy to tell if a directorate is performing better or worse than the organisation average. For all themes, a higher score is a better result than a lower score.

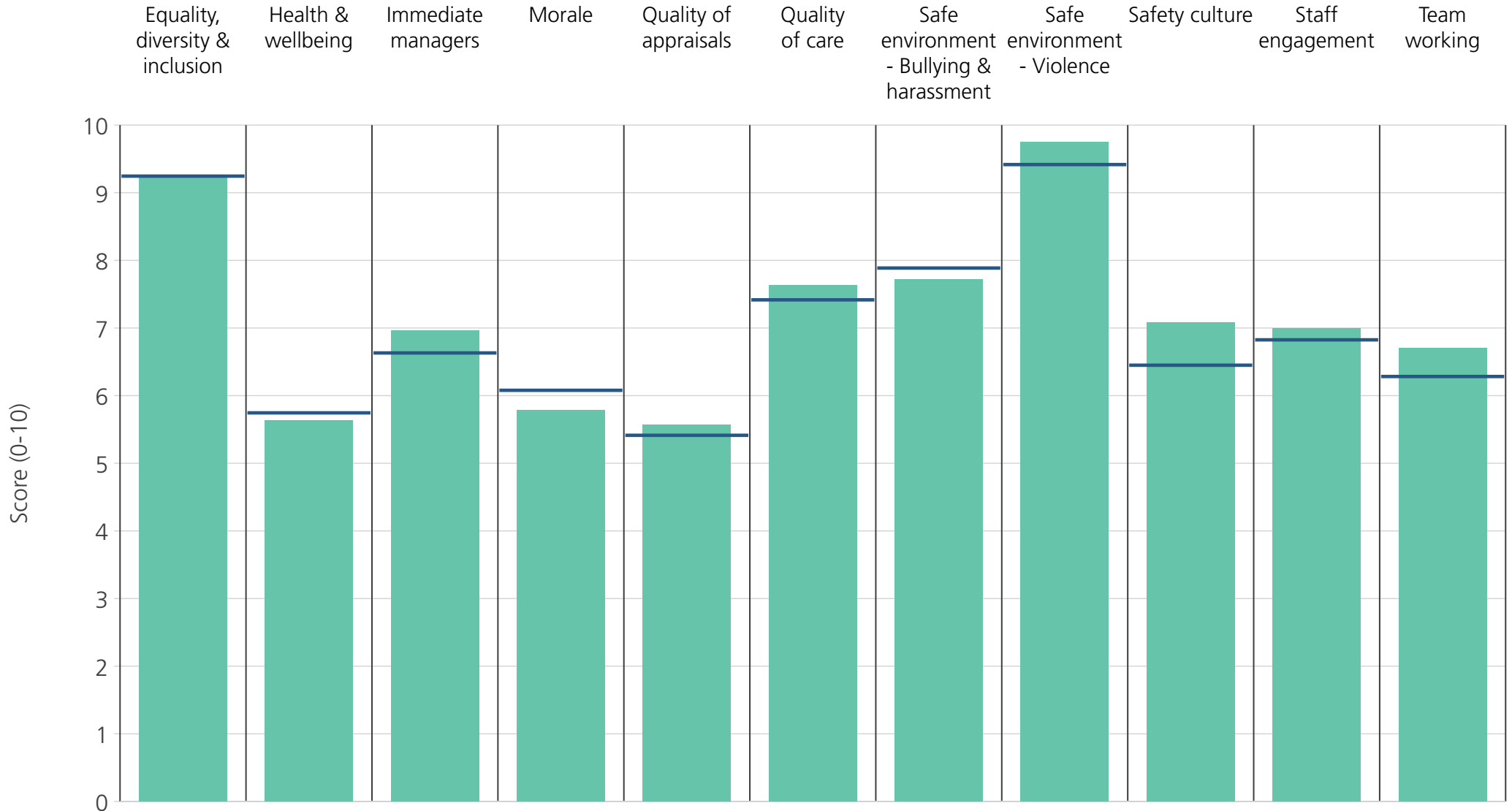
The **number of responses** feeding into each theme score **for the given directorate** is specified below the table containing the directorate and trust scores.



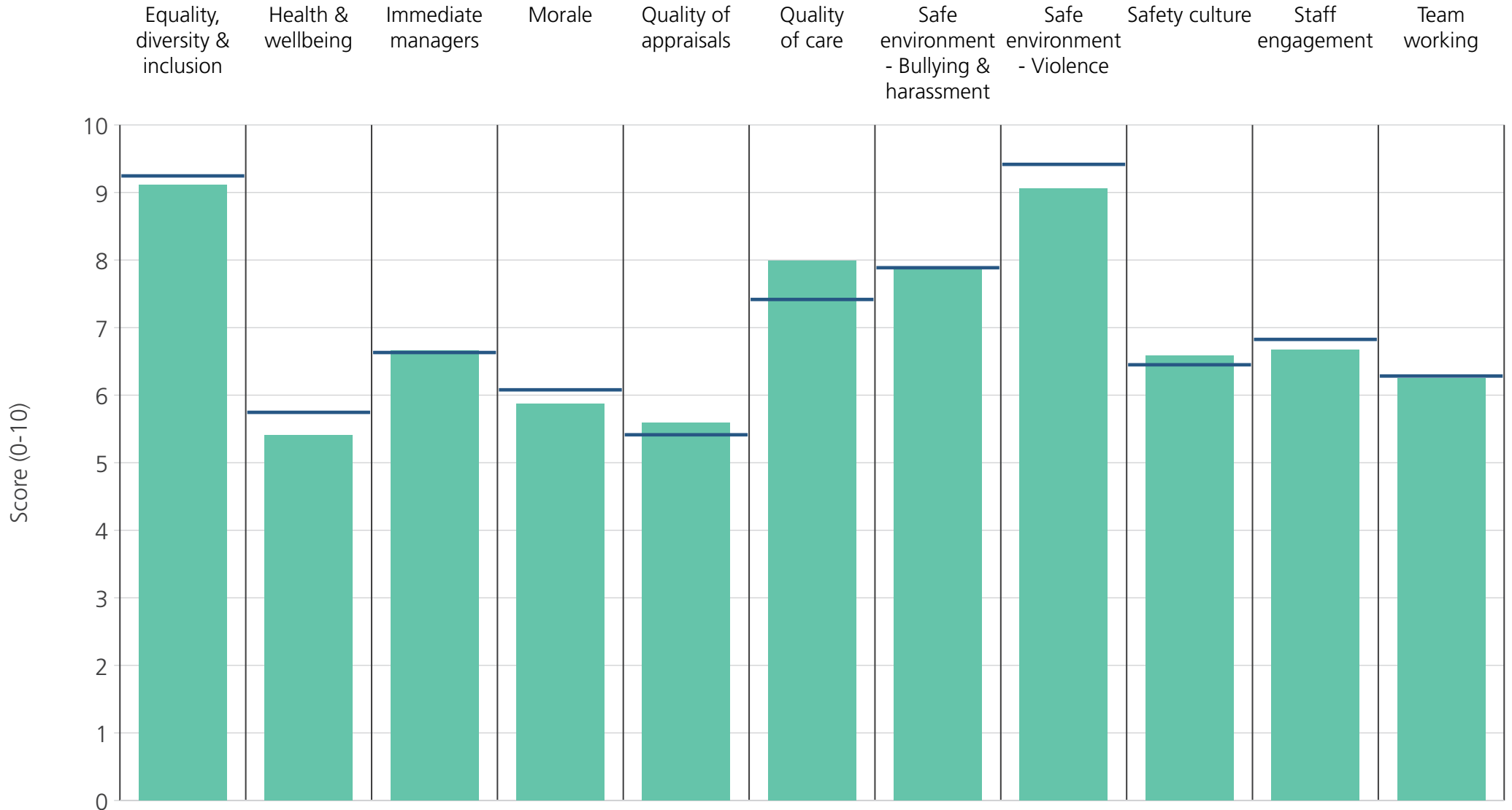
! Note: when there are less than 11 responses in a group, results are suppressed to protect staff confidentiality

Directorates 1

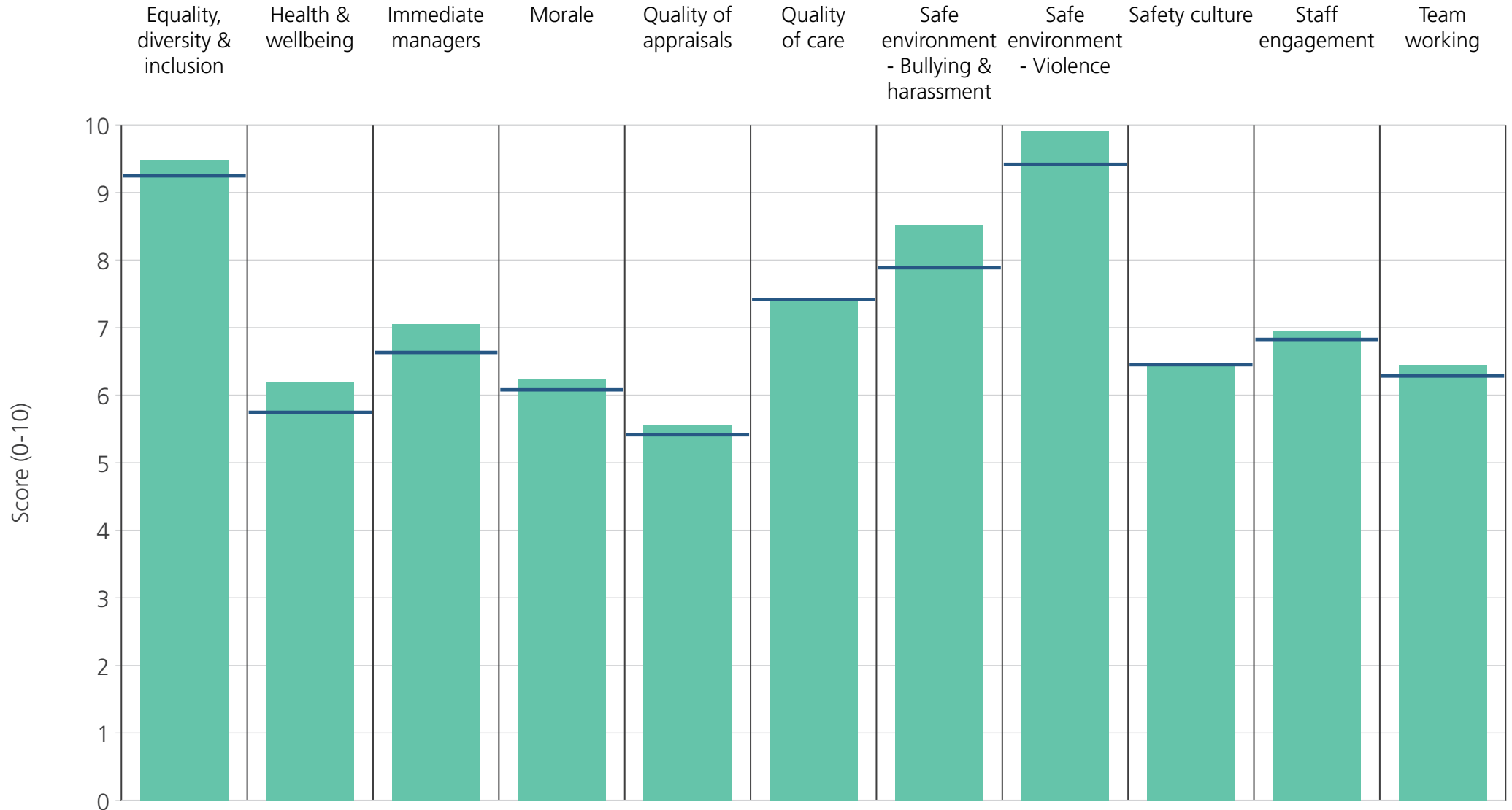
Wirral University Teaching Hospital NHS Foundation Trust
2019 NHS Staff Survey Results



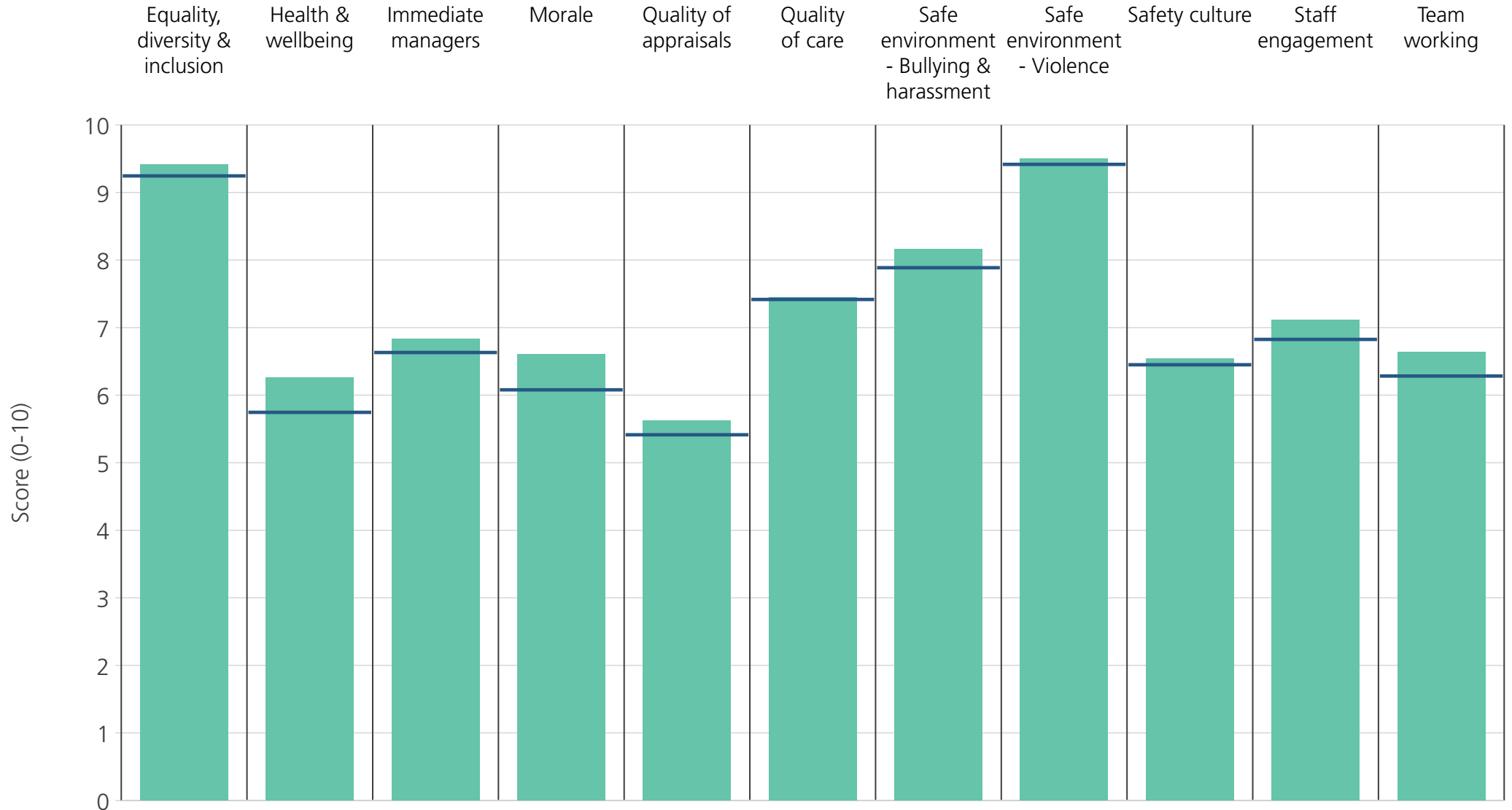
Directorate	9.3	5.6	7.0	5.8	5.6	7.6	7.7	9.7	7.1	7.0	6.7
Your org	9.2	5.7	6.6	6.1	5.4	7.4	7.9	9.4	6.4	6.8	6.3
Responses	120	121	121	120	112	118	121	119	120	122	119



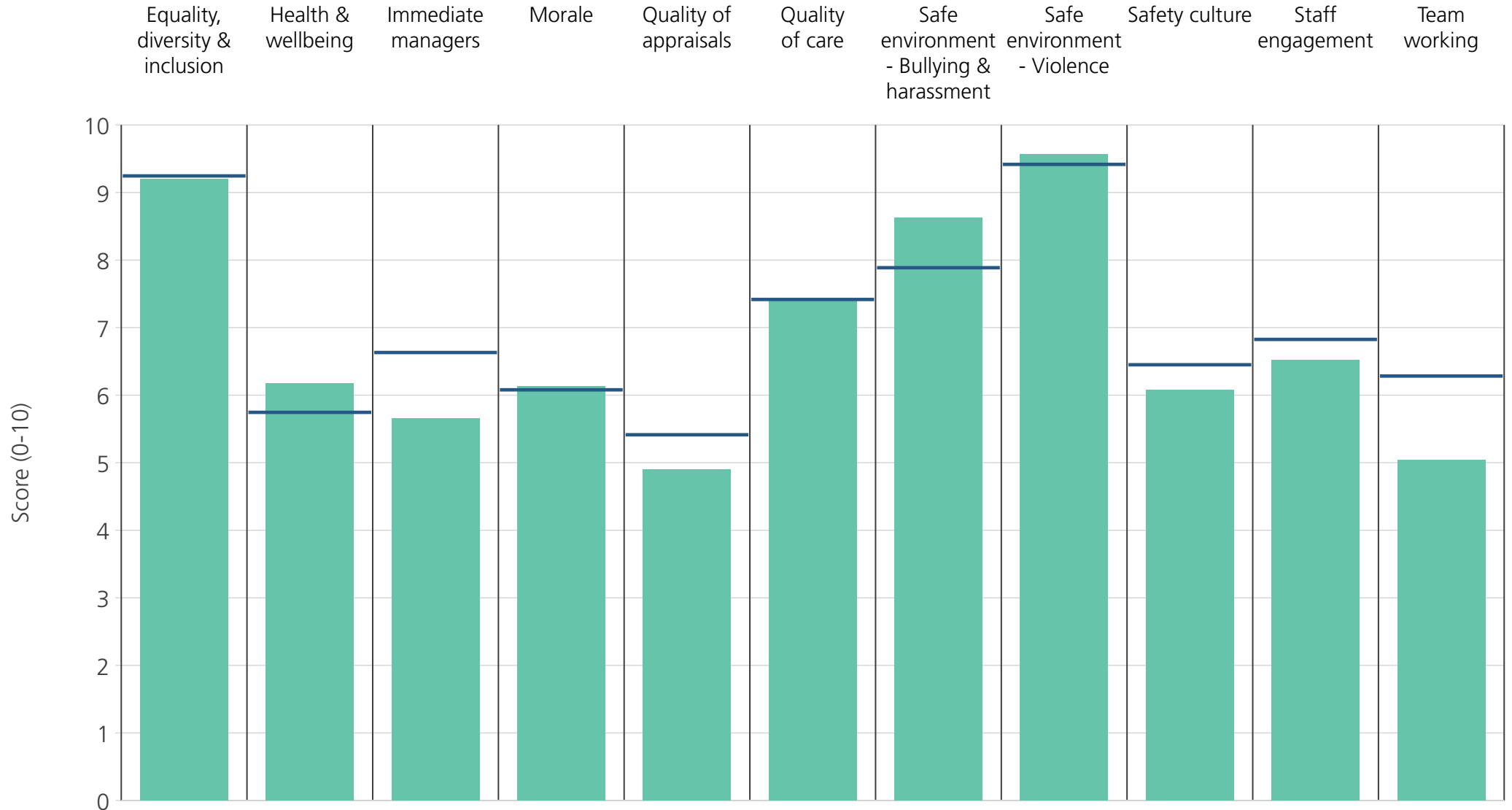
Directorate	9.1	5.4	6.7	5.9	5.6	8.0	7.9	9.1	6.6	6.7	6.3
Your org	9.2	5.7	6.6	6.1	5.4	7.4	7.9	9.4	6.4	6.8	6.3
Responses	365	370	370	363	300	356	360	359	367	369	360



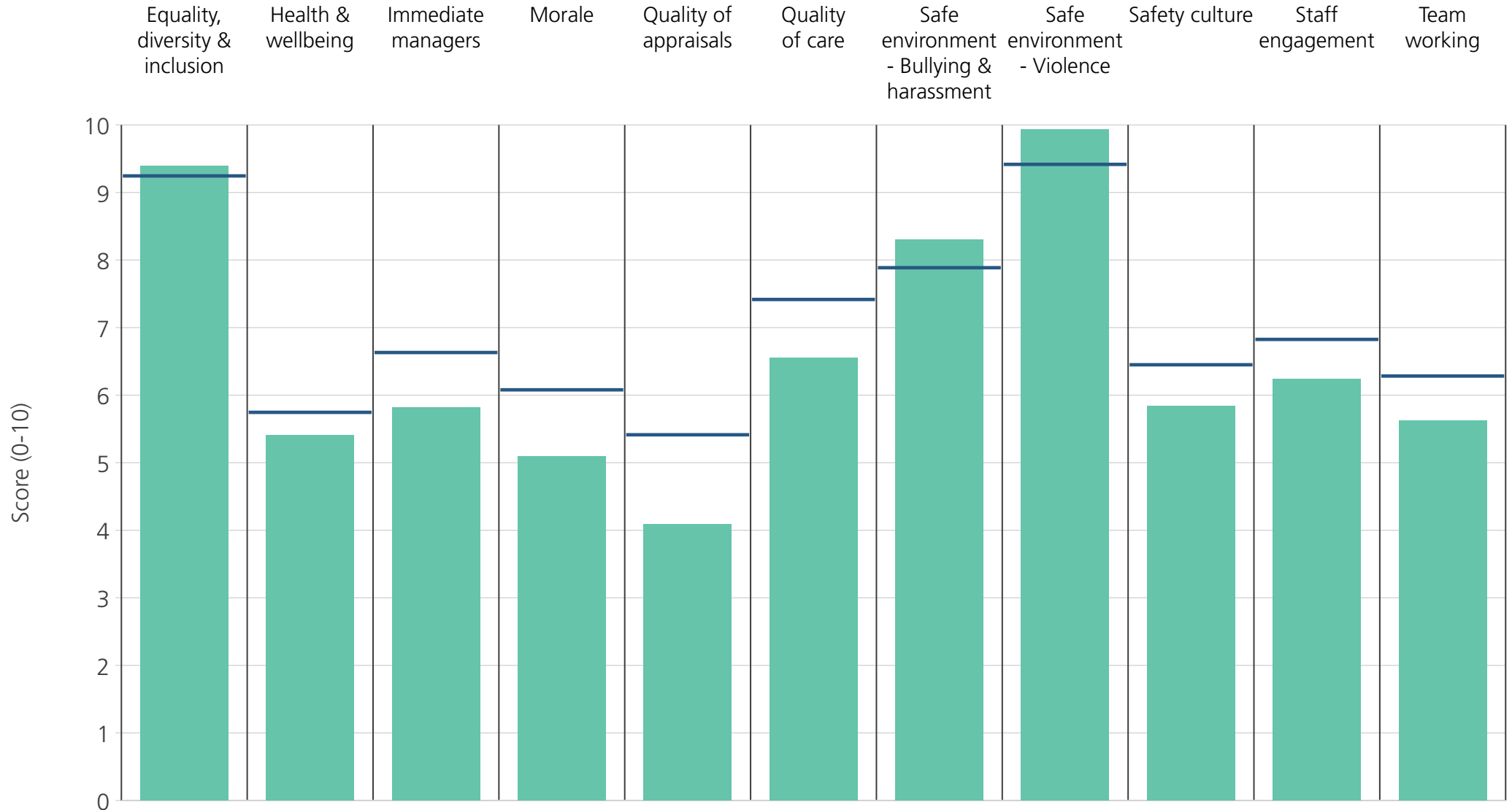
Directorate	9.5	6.2	7.1	6.2	5.5	7.4	8.5	9.9	6.5	7.0	6.4
Your org	9.2	5.7	6.6	6.1	5.4	7.4	7.9	9.4	6.4	6.8	6.3
Responses	580	583	584	579	454	364	579	575	580	584	578



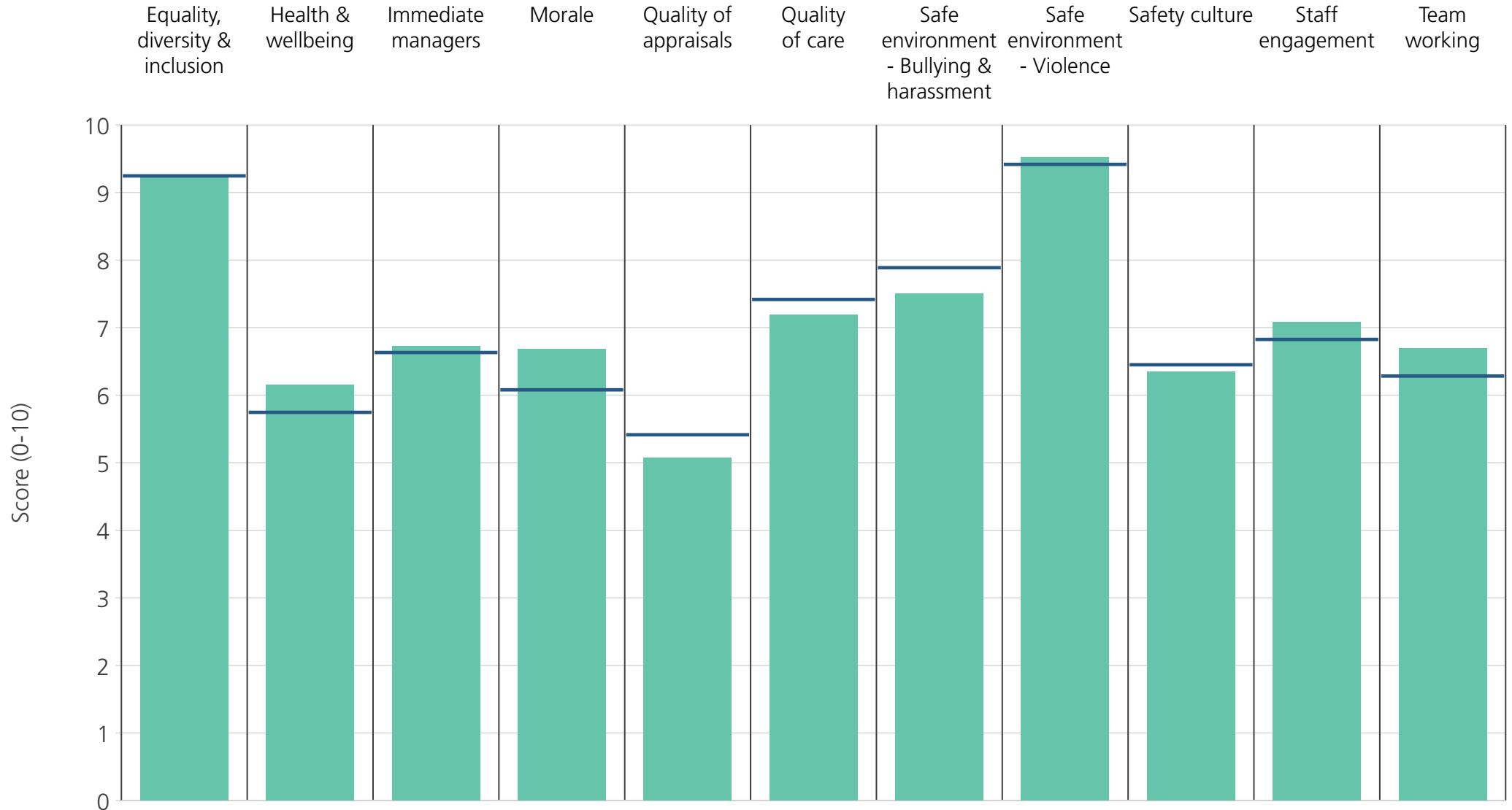
Directorate	9.4	6.3	6.8	6.6	5.6	7.5	8.2	9.5	6.5	7.1	6.6
Your org	9.2	5.7	6.6	6.1	5.4	7.4	7.9	9.4	6.4	6.8	6.3
Responses	153	154	154	153	136	154	152	153	153	154	152



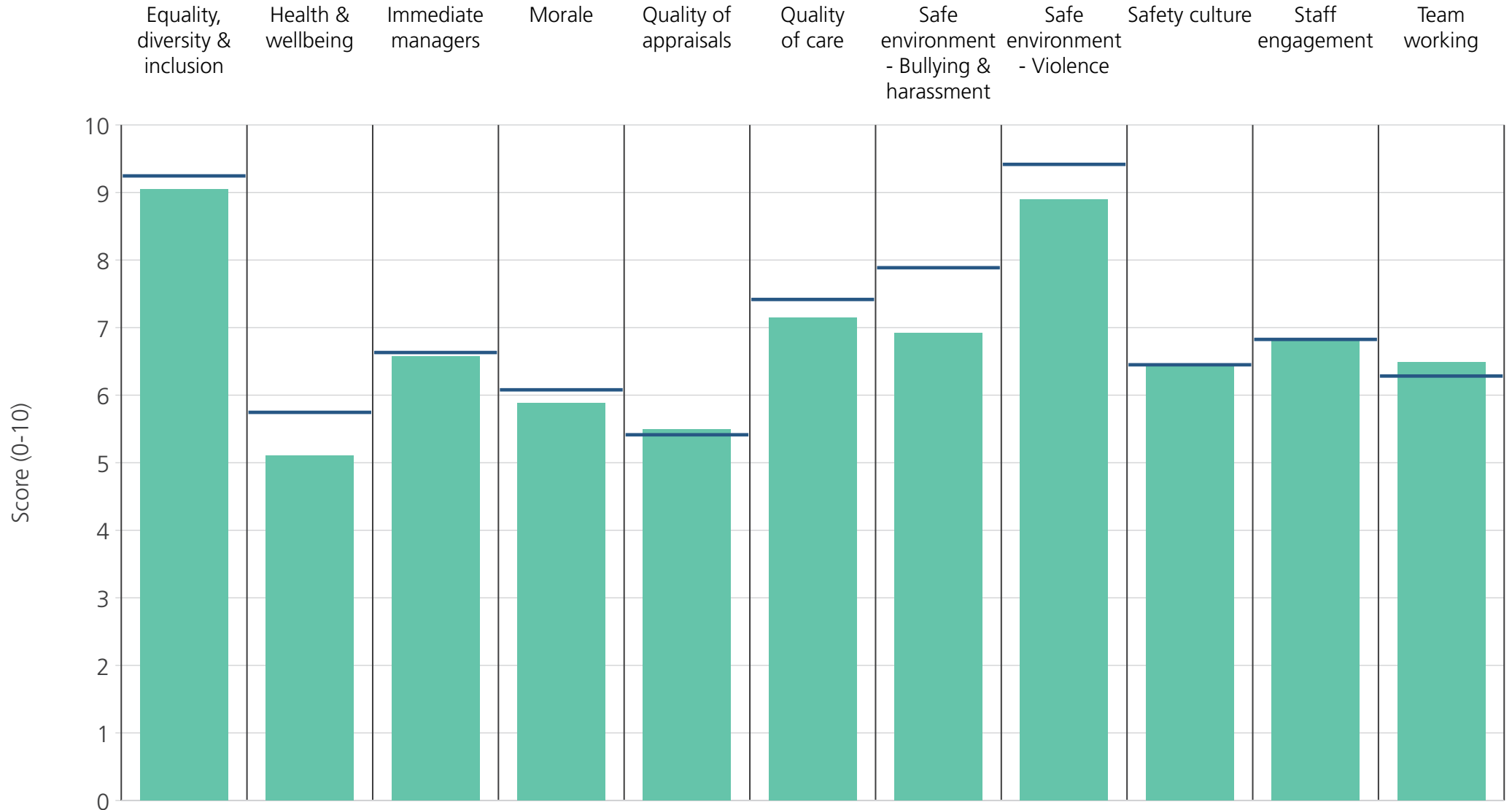
Directorate	9.2	6.2	5.7	6.1	4.9	7.4	8.6	9.6	6.1	6.5	5.0
Your org	9.2	5.7	6.6	6.1	5.4	7.4	7.9	9.4	6.4	6.8	6.3
Responses	268	268	273	259	195	210	264	267	263	272	260



Directorate	9.4	5.4	5.8	5.1	4.1	6.5	8.3	9.9	5.8	6.2	5.6
Your org	9.2	5.7	6.6	6.1	5.4	7.4	7.9	9.4	6.4	6.8	6.3
Responses	48	48	48	48	37	45	48	48	48	49	48



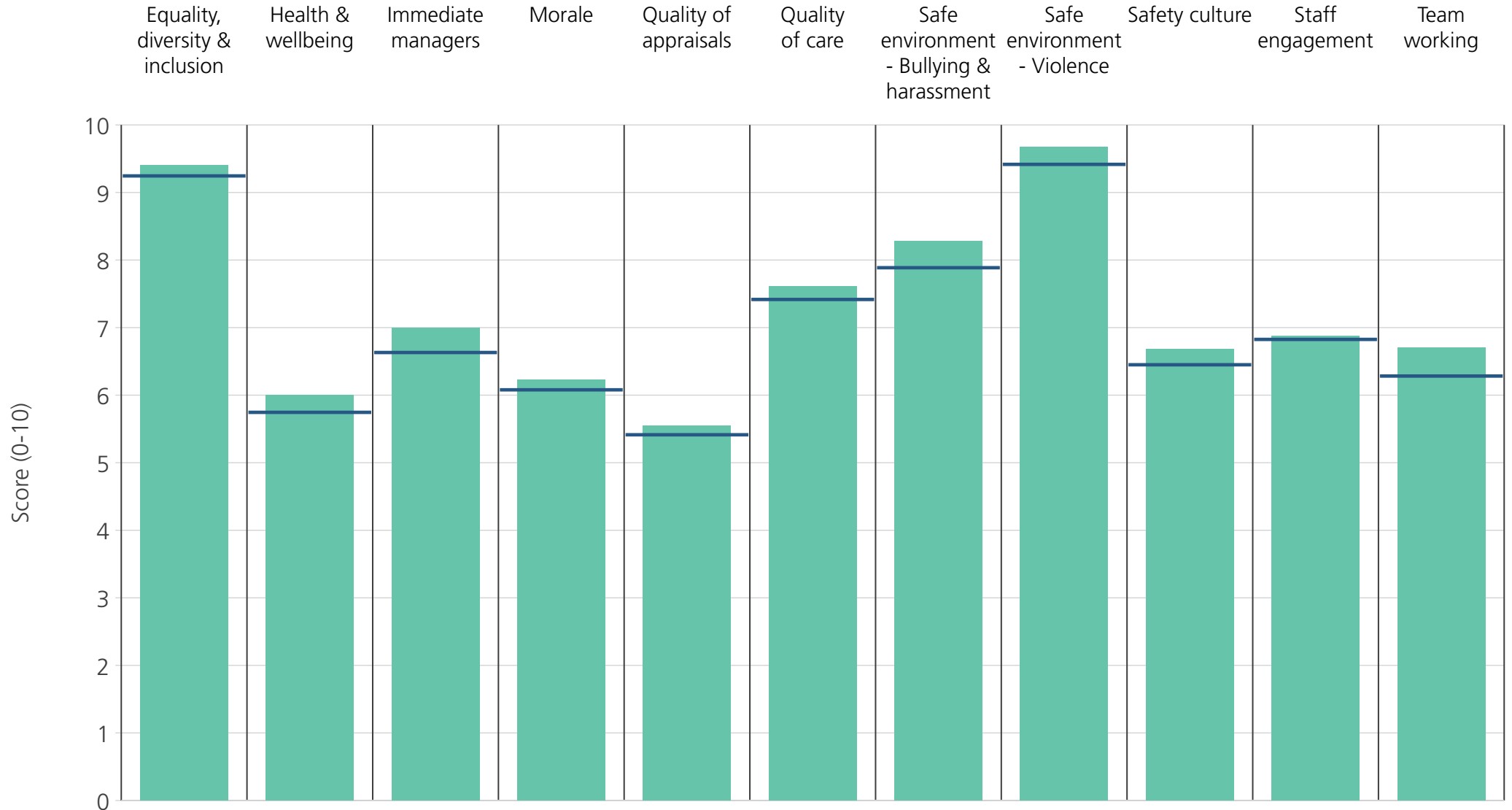
Directorate	9.2	6.1	6.7	6.7	5.1	7.2	7.5	9.5	6.3	7.1	6.7
Your org	9.2	5.7	6.6	6.1	5.4	7.4	7.9	9.4	6.4	6.8	6.3
Responses	139	140	140	139	131	141	139	140	140	141	140



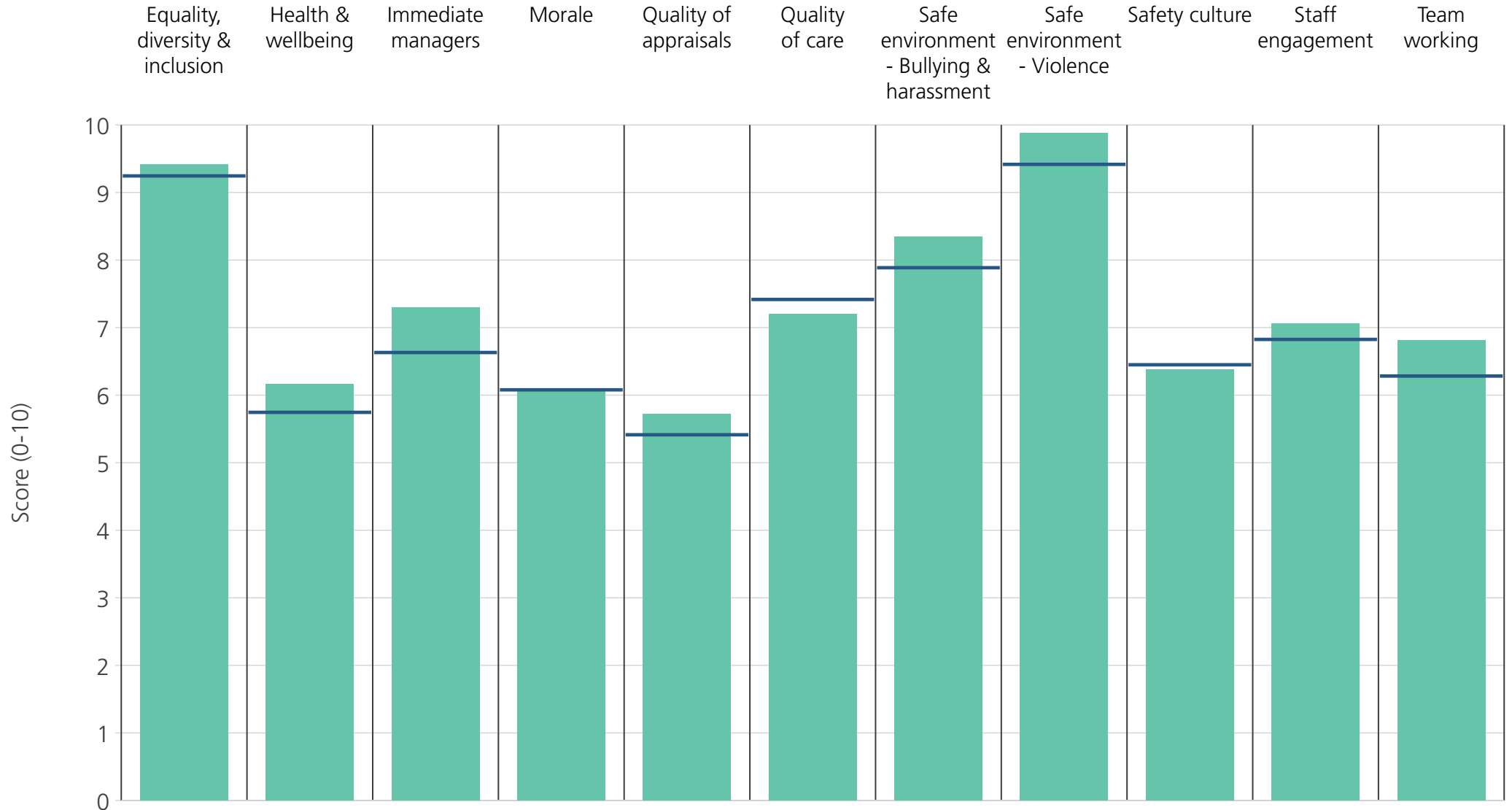
Directorate	9.0	5.1	6.6	5.9	5.5	7.1	6.9	8.9	6.4	6.8	6.5
Your org	9.2	5.7	6.6	6.1	5.4	7.4	7.9	9.4	6.4	6.8	6.3
Responses	548	552	554	549	467	545	548	549	553	557	545

Directorates 2

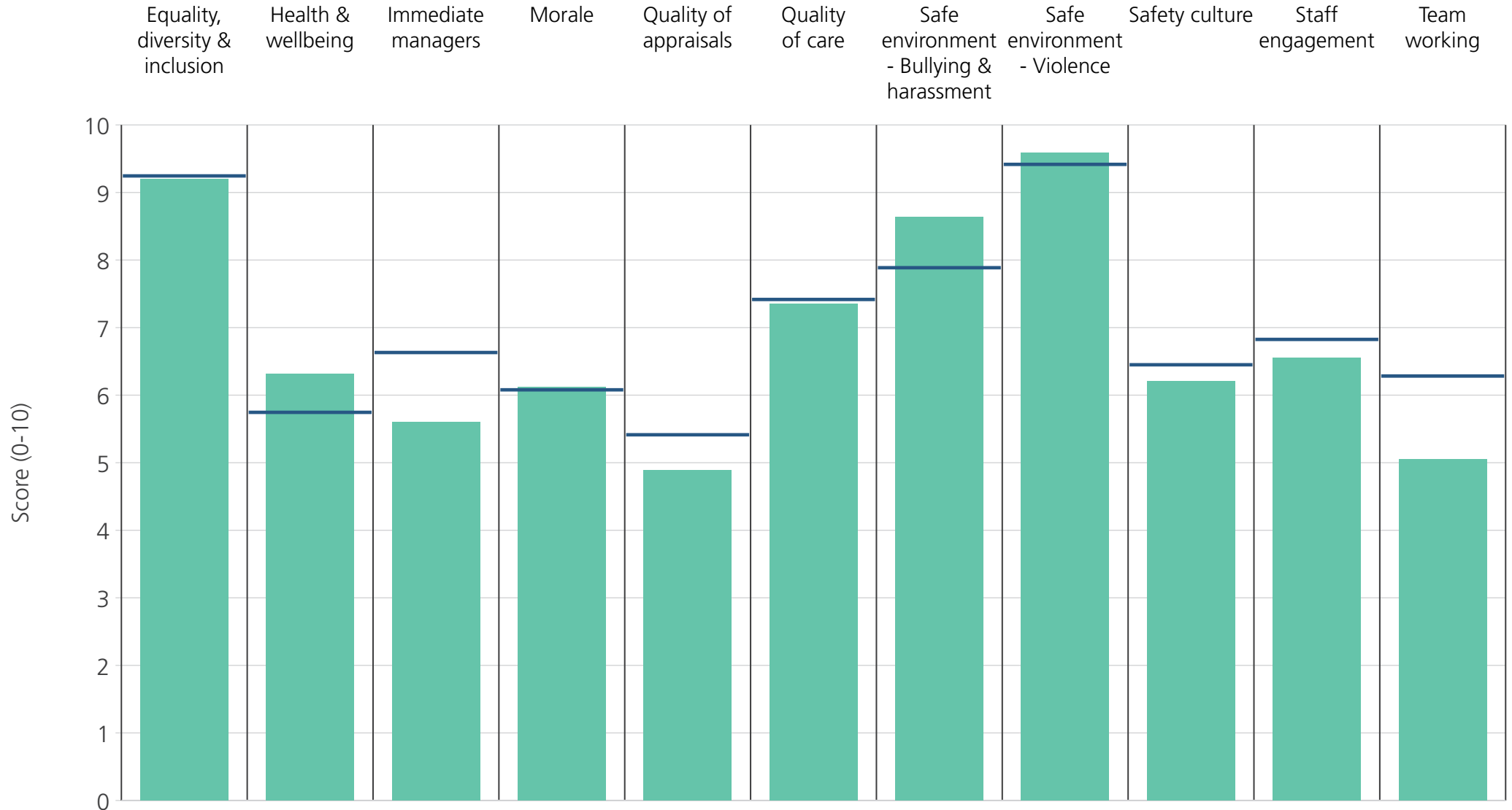
Wirral University Teaching Hospital NHS Foundation Trust
2019 NHS Staff Survey Results



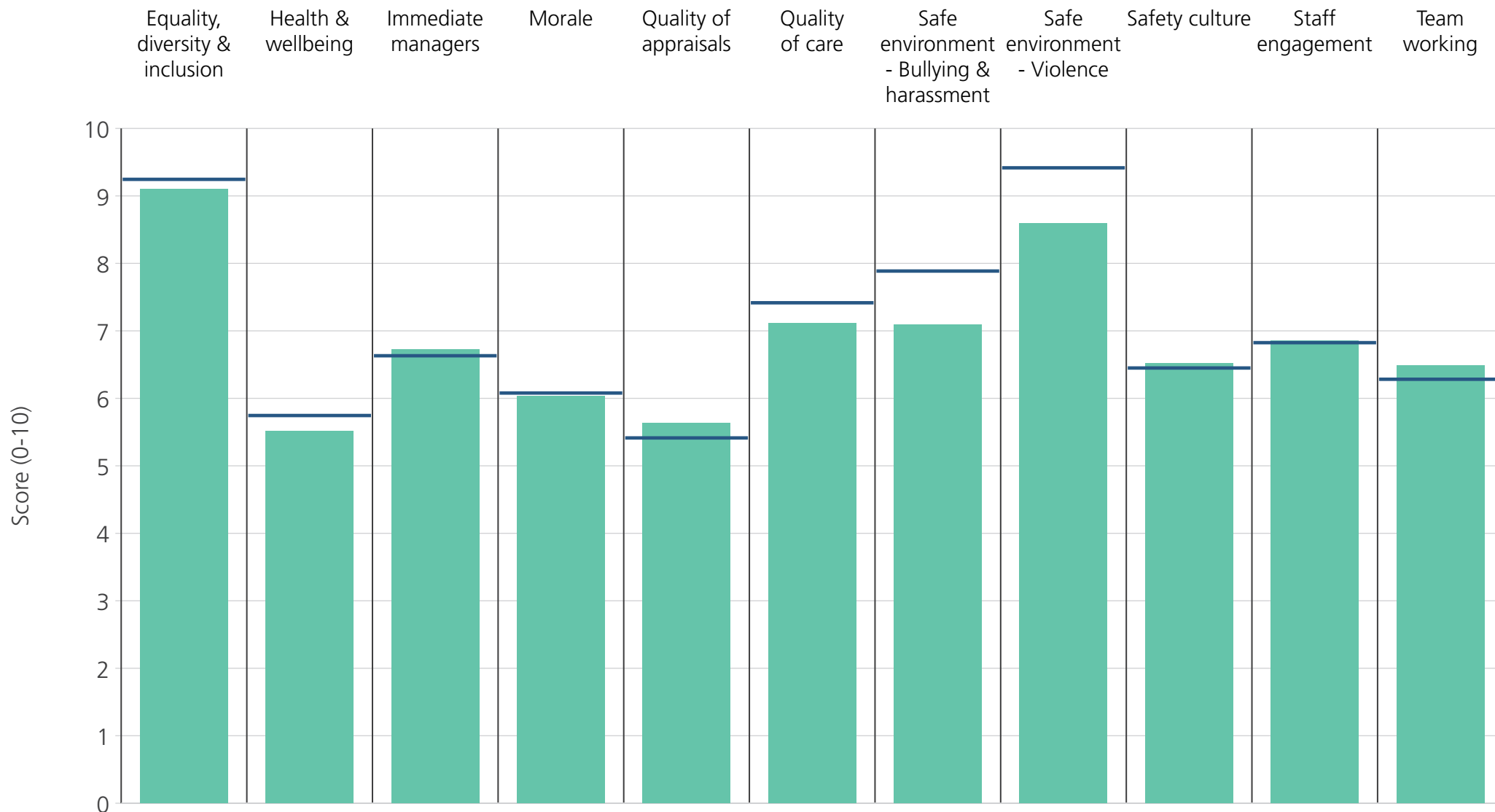
Directorate	9.4	6.0	7.0	6.2	5.5	7.6	8.3	9.7	6.7	6.9	6.7
Your org	9.2	5.7	6.6	6.1	5.4	7.4	7.9	9.4	6.4	6.8	6.3
Responses	553	557	559	554	488	520	551	551	554	563	552



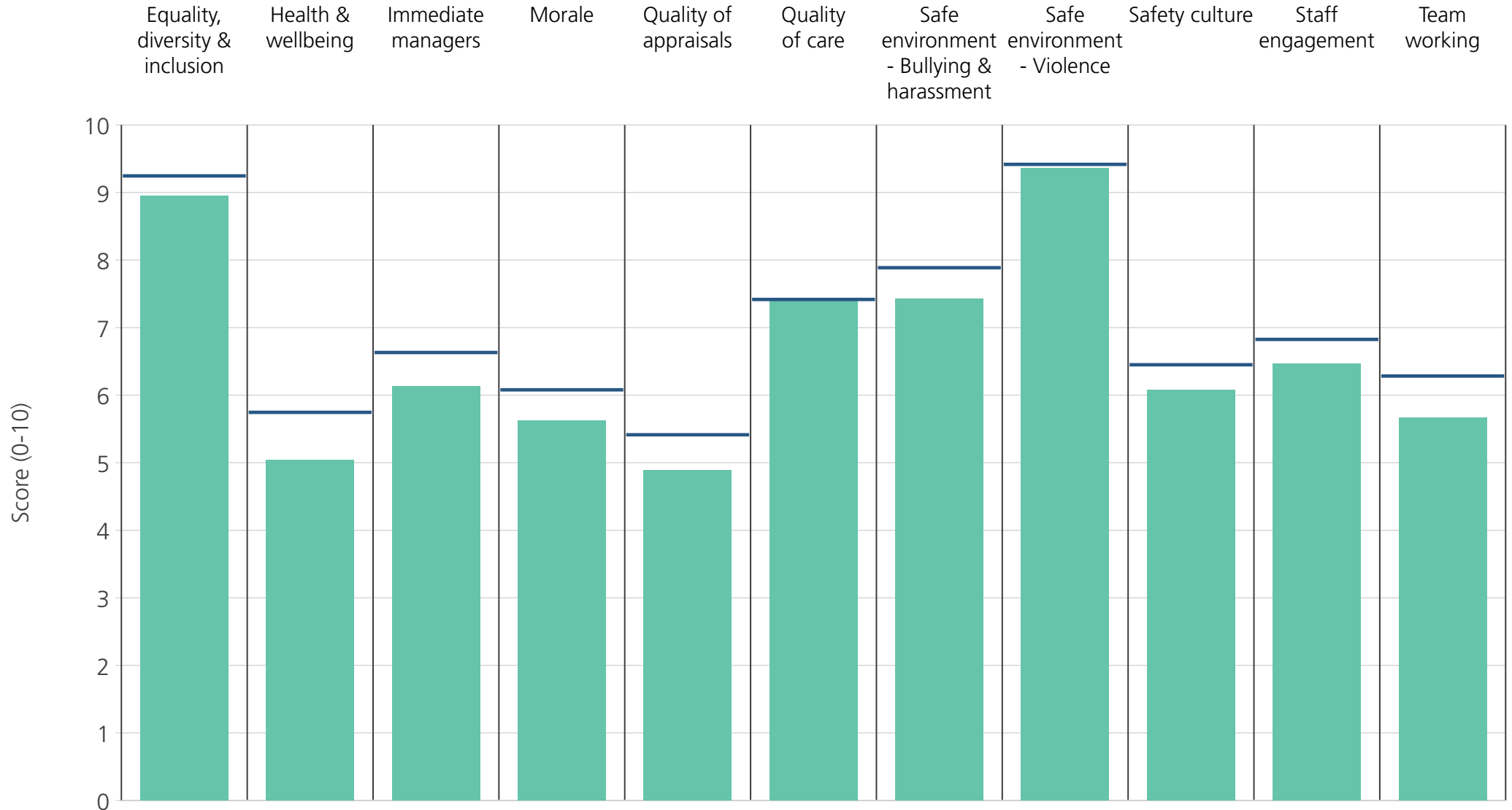
Directorate	9.4	6.2	7.3	6.1	5.7	7.2	8.3	9.9	6.4	7.1	6.8
Your org	9.2	5.7	6.6	6.1	5.4	7.4	7.9	9.4	6.4	6.8	6.3
Responses	302	303	304	300	244	154	301	301	299	303	304



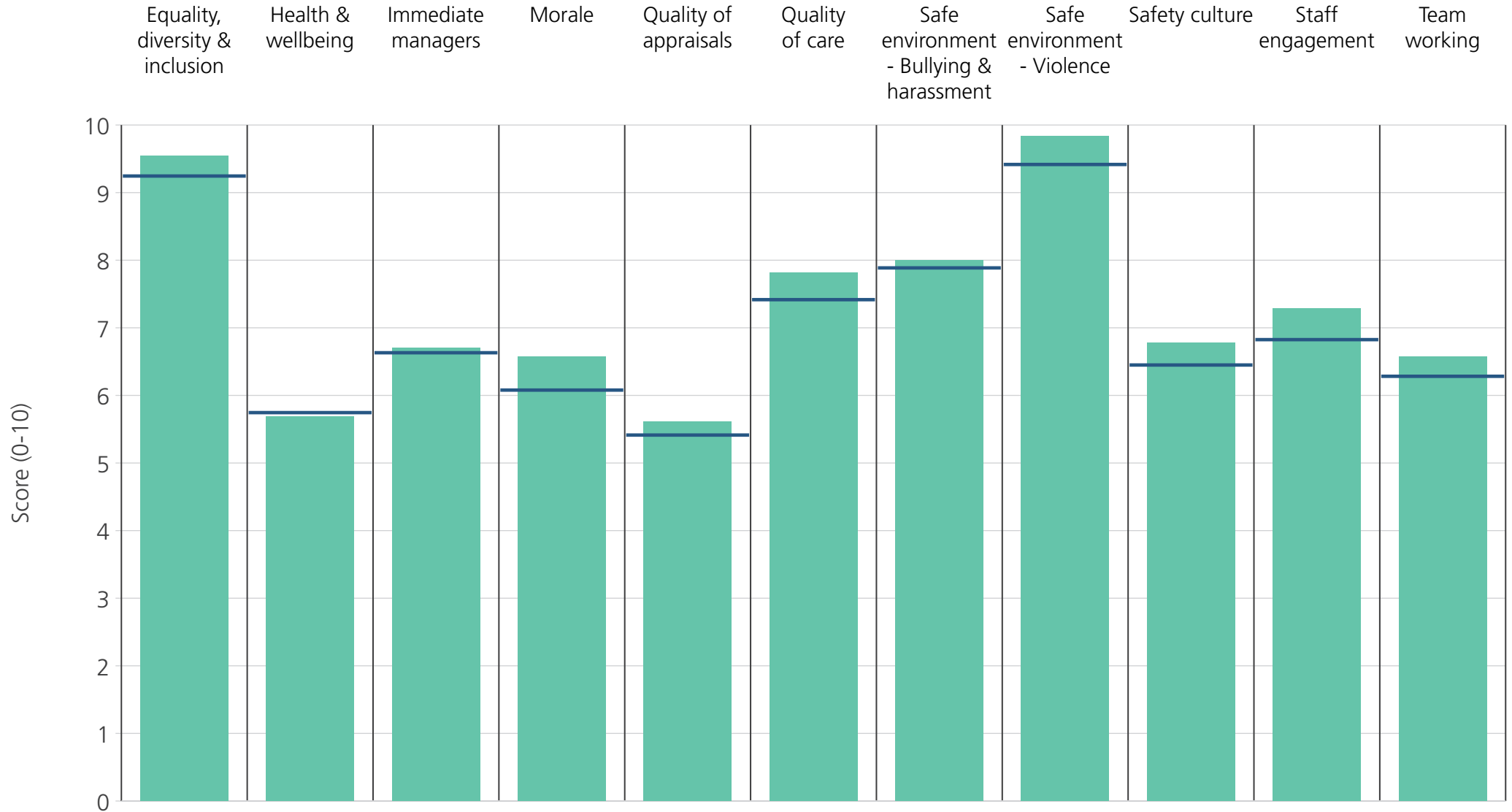
Directorate	9.2	6.3	5.6	6.1	4.9	7.4	8.6	9.6	6.2	6.6	5.1
Your org	9.2	5.7	6.6	6.1	5.4	7.4	7.9	9.4	6.4	6.8	6.3
Responses	254	254	259	245	181	197	250	252	251	258	248



Directorate	9.1	5.5	6.7	6.0	5.6	7.1	7.1	8.6	6.5	6.9	6.5
Your org	9.2	5.7	6.6	6.1	5.4	7.4	7.9	9.4	6.4	6.8	6.3
Responses	486	491	490	484	400	467	481	481	490	490	474



Directorate	8.9	5.0	6.1	5.6	4.9	7.4	7.4	9.4	6.1	6.5	5.7
Your org	9.2	5.7	6.6	6.1	5.4	7.4	7.9	9.4	6.4	6.8	6.3
Responses	403	405	408	403	328	389	402	399	405	408	402



Directorate	9.5	5.7	6.7	6.6	5.6	7.8	8.0	9.8	6.8	7.3	6.6
Your org	9.2	5.7	6.6	6.1	5.4	7.4	7.9	9.4	6.4	6.8	6.3
Responses	223	226	224	224	191	206	226	226	225	226	222