

# Nottinghamshire Healthcare NHS Foundation Trust

2019 NHS Staff Survey

**Directorate Report**

**Contents**

Introduction . . . . .	3
Themes – Directorates 1 . . . . .	4
Corporate Services . . . . .	5
ED Forensic Services . . . . .	6
General Health . . . . .	7
Integrated Specialist Services . . . . .	8
Local Partnerships . . . . .	9
Mental Health . . . . .	10
Themes – Directorates 2 . . . . .	11
Adult Mental Health . . . . .	12
Adult Services . . . . .	13
Children & Young Peoples Services . . . . .	14
Community Specialist Services . . . . .	15
High Secure Services . . . . .	16
Improv Acc to Psych Therapies . . . . .	17
Low Secure Community Forensic . . . . .	18
Medium Secure Services . . . . .	19
MH Specialist Services . . . . .	20
MHSOP . . . . .	21
Offender Healthcare Directorate . . . . .	22
Other . . . . .	23

This directorate report for Nottinghamshire Healthcare NHS Foundation Trust contains results by directorate for themes from the 2019 NHS Staff Survey. These results are compared to the unweighted average for your organisation.

**Please note:** It is possible that there are differences between the 'Your org' scores reported in this directorate report and those in the benchmark report. This is because the results in the benchmark report are weighted to allow for fair comparisons between organisations of a similar type. However, in this report comparisons are made within your organisation so the unweighted organisation result is a more appropriate point of comparison.

The directorate breakdowns used in this report were provided and defined by Nottinghamshire Healthcare NHS Foundation Trust. Details of how the theme scores were calculated are included in the Technical Document, available to download from our [results website](#).

## Key features

Breakdown type and **directorate name** are specified in the header. Black text in the header is hyperlinked: clicking on '2019 NHS Staff Survey Results' navigates back to the contents page.

Directorate results are presented in the context of the (unweighted) **organisation average ('Your org')**, so it is easy to tell if a directorate is performing better or worse than the organisation average. For all themes, a higher score is a better result than a lower score.

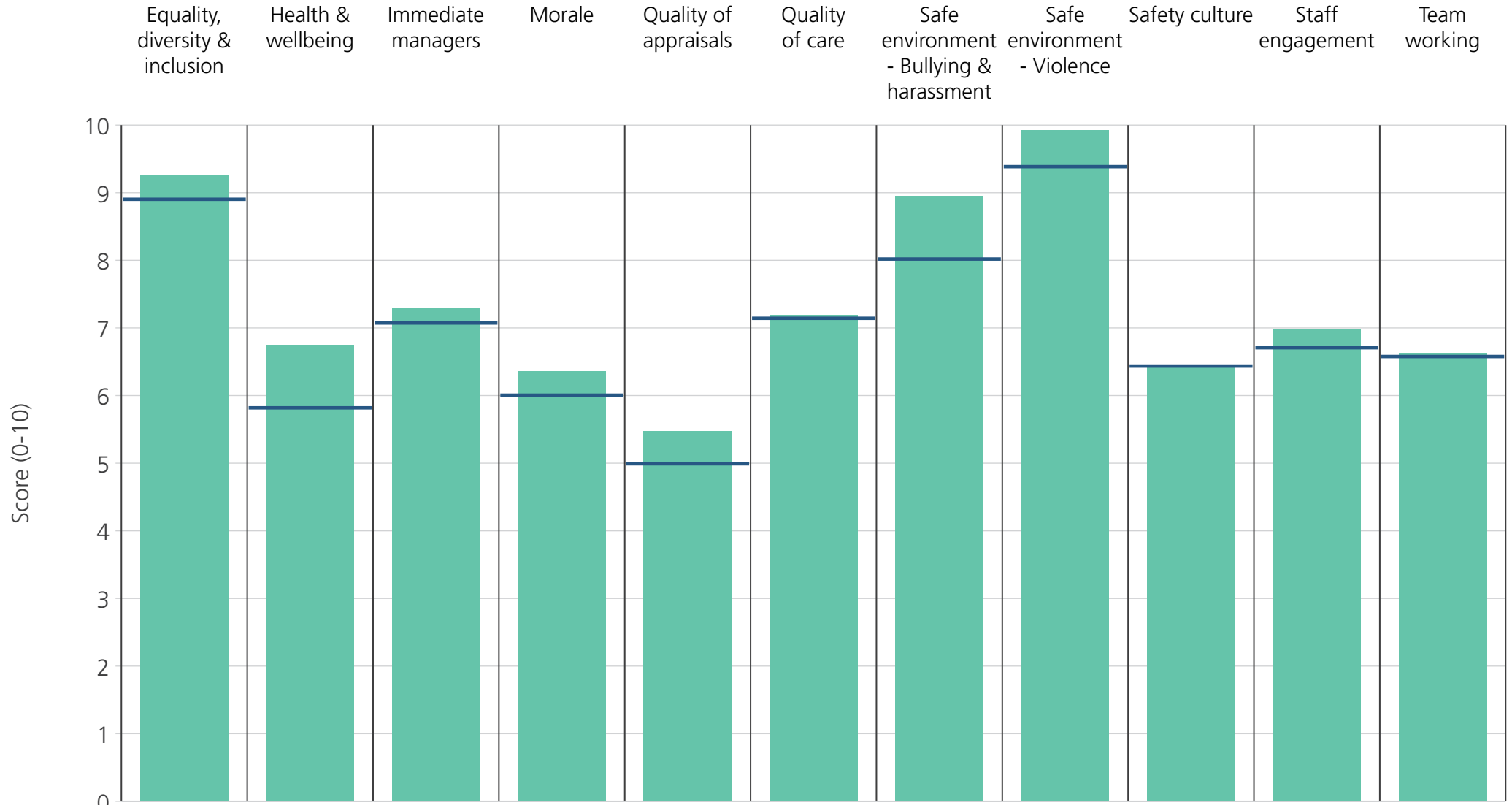
The **number of responses** feeding into each theme score **for the given directorate** is specified below the table containing the directorate and trust scores.



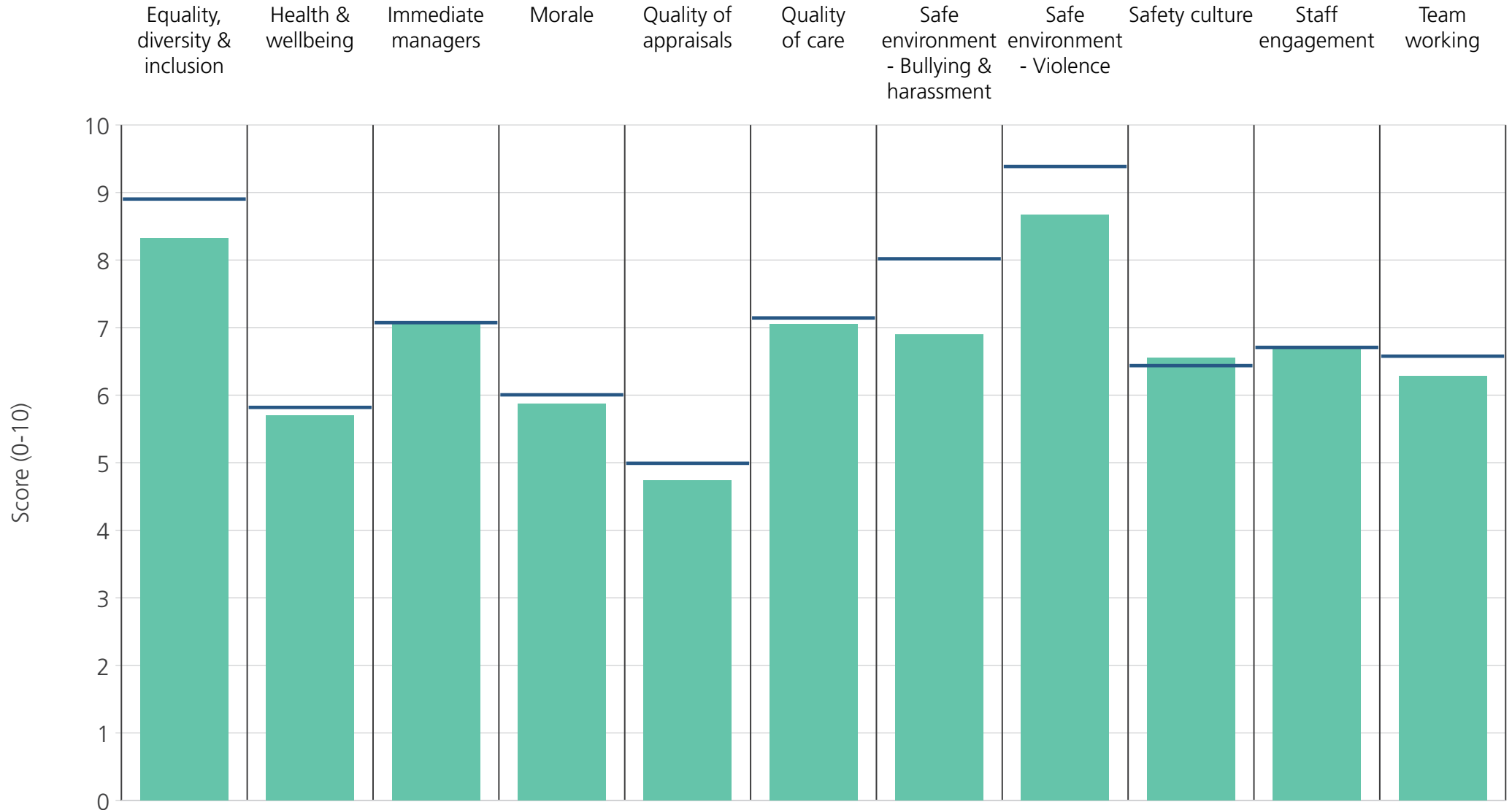
**! Note:** when there are less than 11 responses in a group, results are suppressed to protect staff confidentiality

# Directorates 1

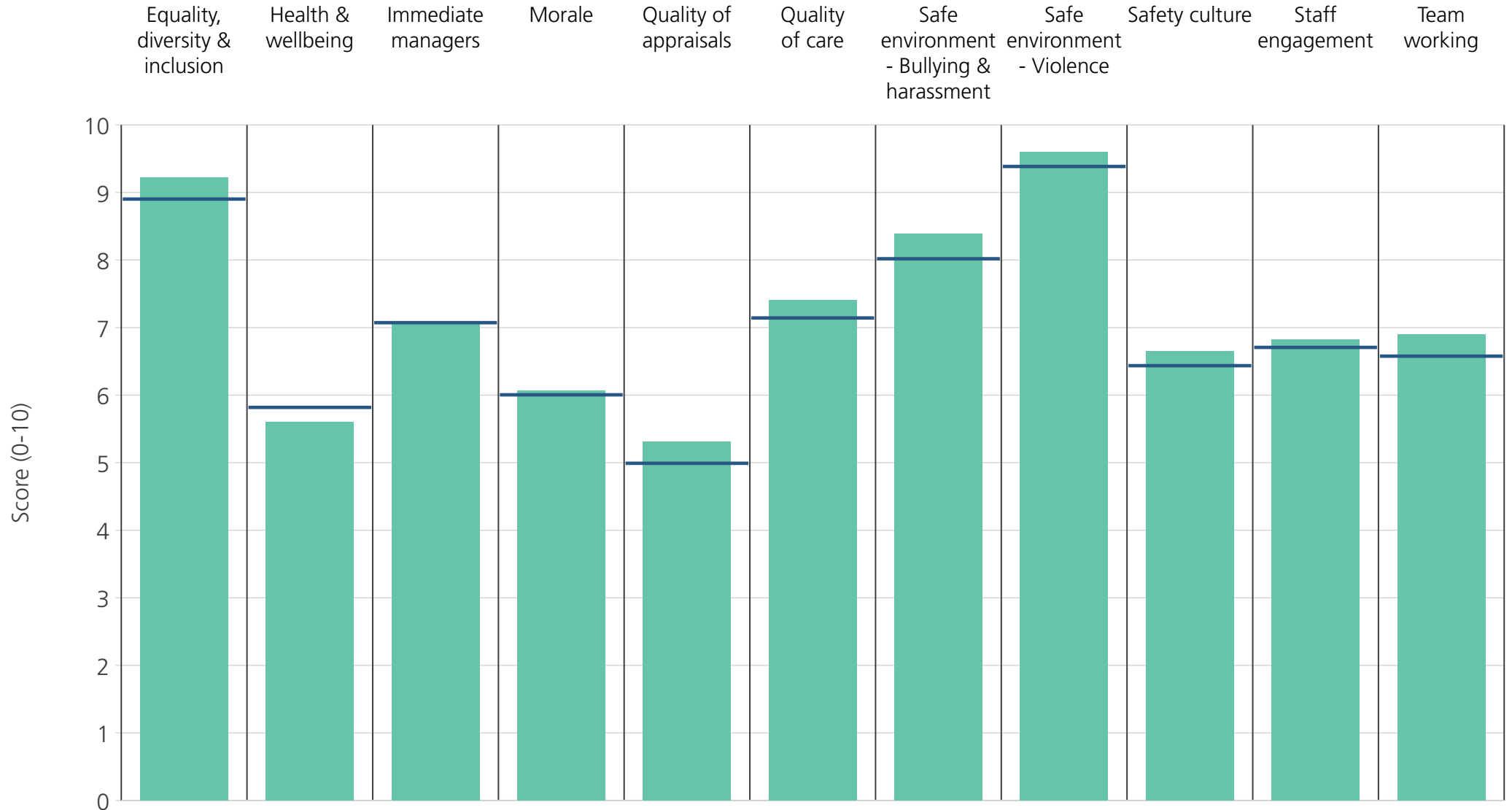
Nottinghamshire Healthcare NHS Foundation Trust  
2019 NHS Staff Survey Results



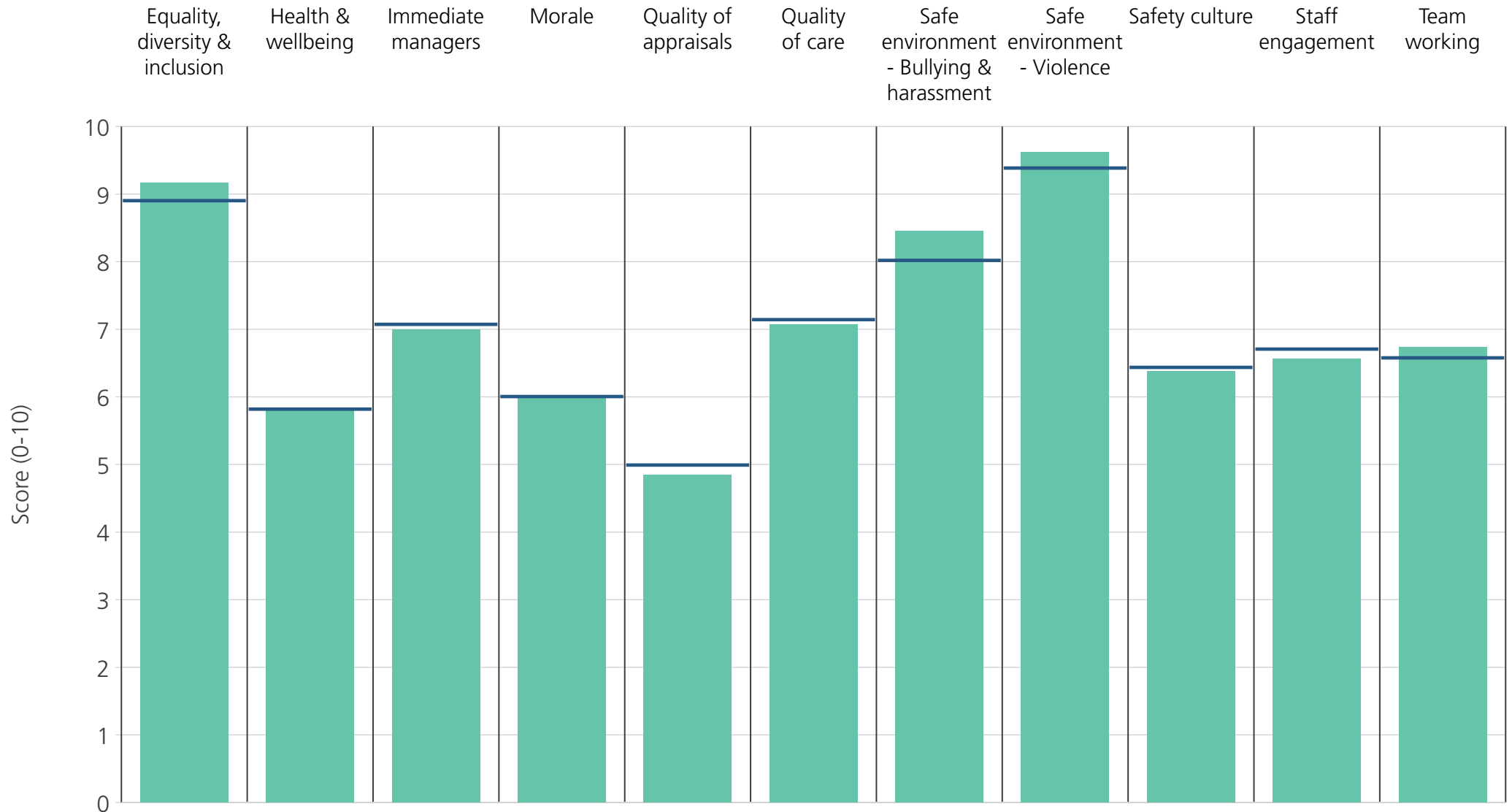
<b>Directorate</b>	9.3	6.7	7.3	6.4	5.5	7.2	8.9	9.9	6.4	7.0	6.6
<b>Your org</b>	8.9	5.8	7.1	6.0	5.0	7.1	8.0	9.4	6.4	6.7	6.6
<b>Responses</b>	653	656	663	653	503	270	642	644	643	665	656



<b>Directorate</b>	8.3	5.7	7.1	5.9	4.7	7.1	6.9	8.7	6.5	6.7	6.3
<b>Your org</b>	8.9	5.8	7.1	6.0	5.0	7.1	8.0	9.4	6.4	6.7	6.6
<b>Responses</b>	798	803	805	793	636	725	796	791	801	808	796

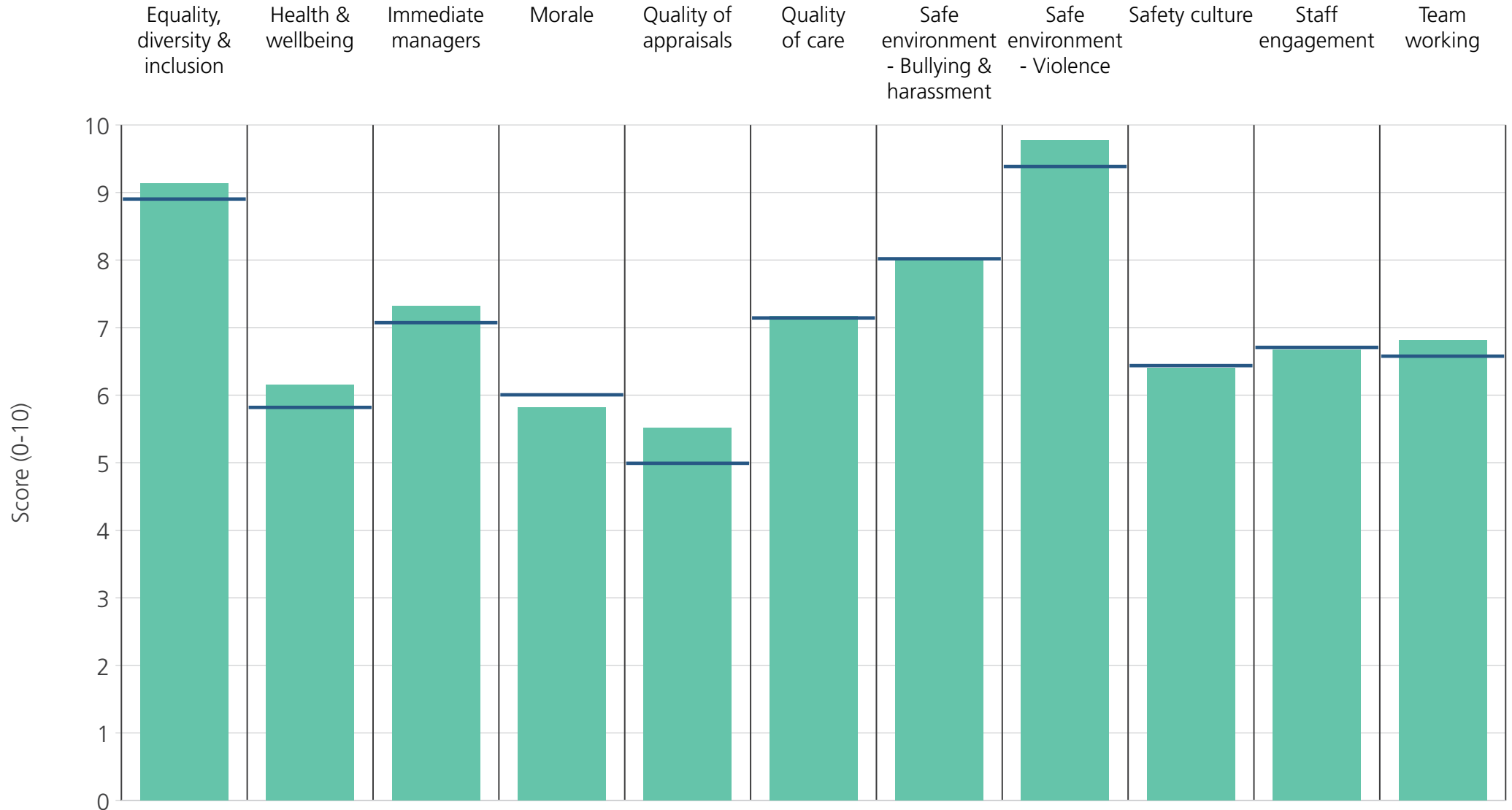


<b>Directorate</b>	9.2	5.6	7.0	6.1	5.3	7.4	8.4	9.6	6.6	6.8	6.9
<b>Your org</b>	8.9	5.8	7.1	6.0	5.0	7.1	8.0	9.4	6.4	6.7	6.6
<b>Responses</b>	810	815	817	806	723	765	810	808	813	819	801

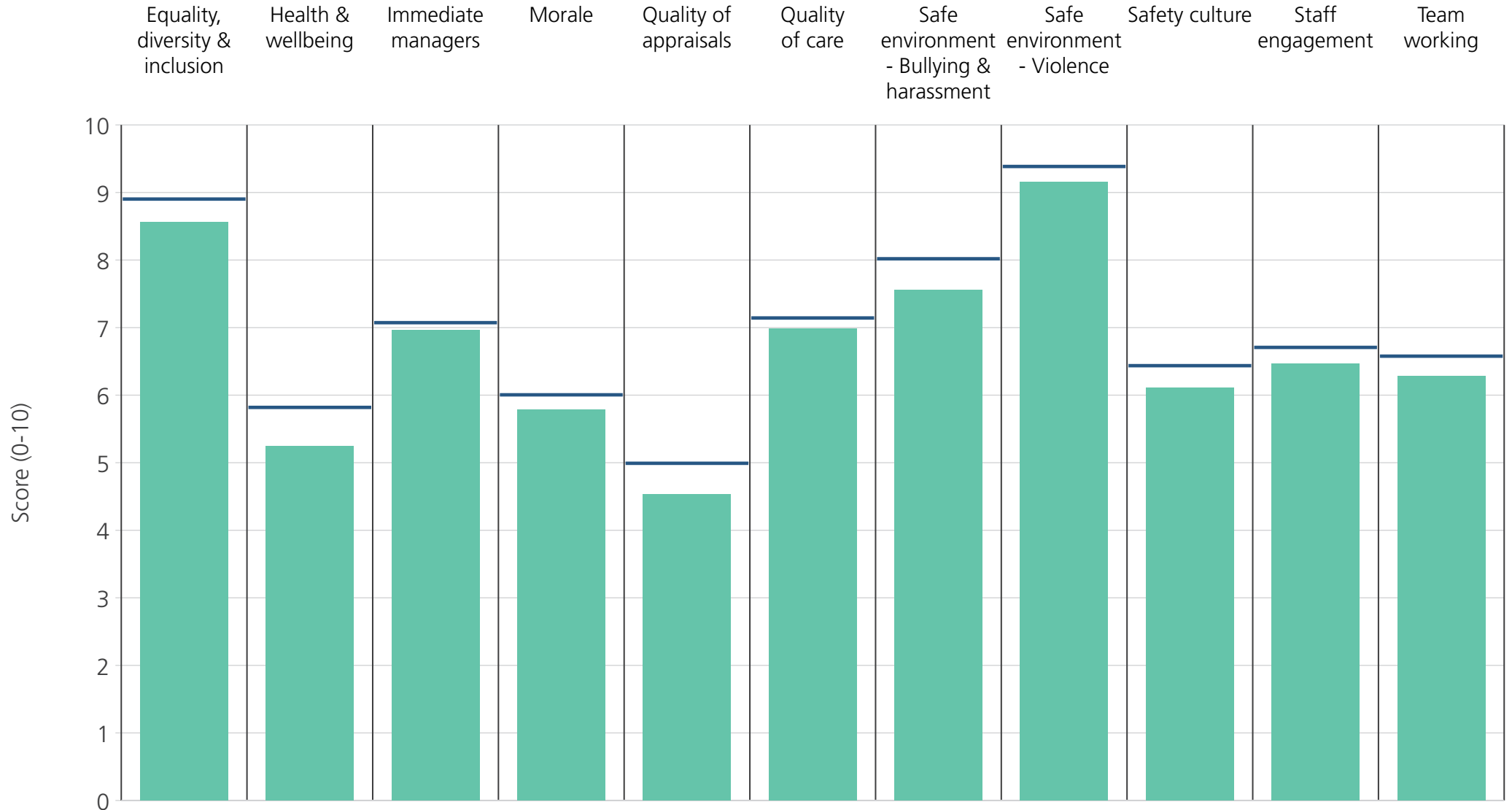


<b>Directorate</b>	9.2	5.8	7.0	6.0	4.8	7.1	8.5	9.6	6.4	6.6	6.7
<b>Your org</b>	8.9	5.8	7.1	6.0	5.0	7.1	8.0	9.4	6.4	6.7	6.6
<b>Responses</b>	705	711	713	708	633	678	709	703	711	722	717





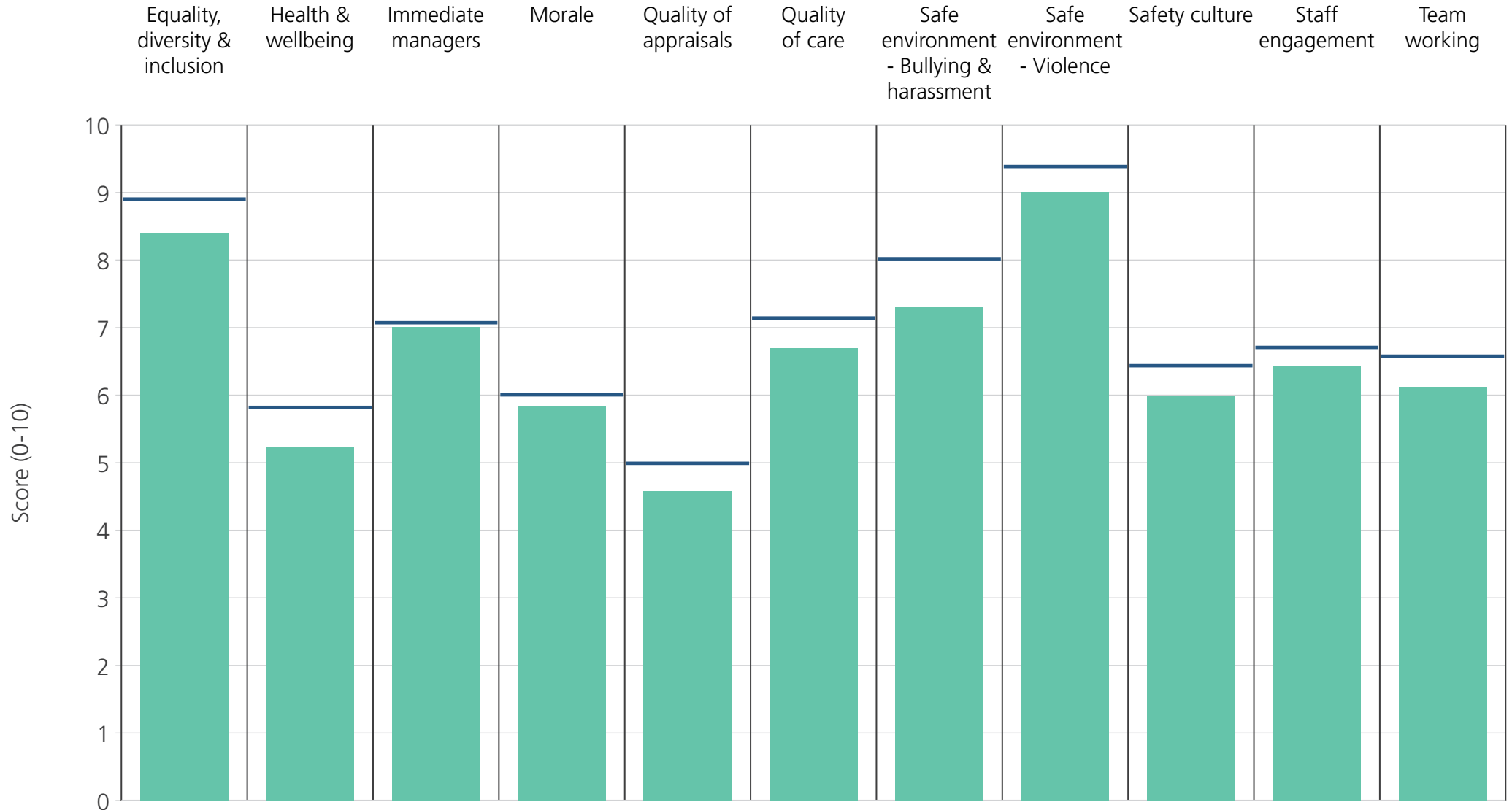
<b>Directorate</b>	9.1	6.2	7.3	5.8	5.5	7.2	8.0	9.8	6.4	6.7	6.8
<b>Your org</b>	8.9	5.8	7.1	6.0	5.0	7.1	8.0	9.4	6.4	6.7	6.6
<b>Responses</b>	88	90	90	86	68	60	88	89	87	91	91



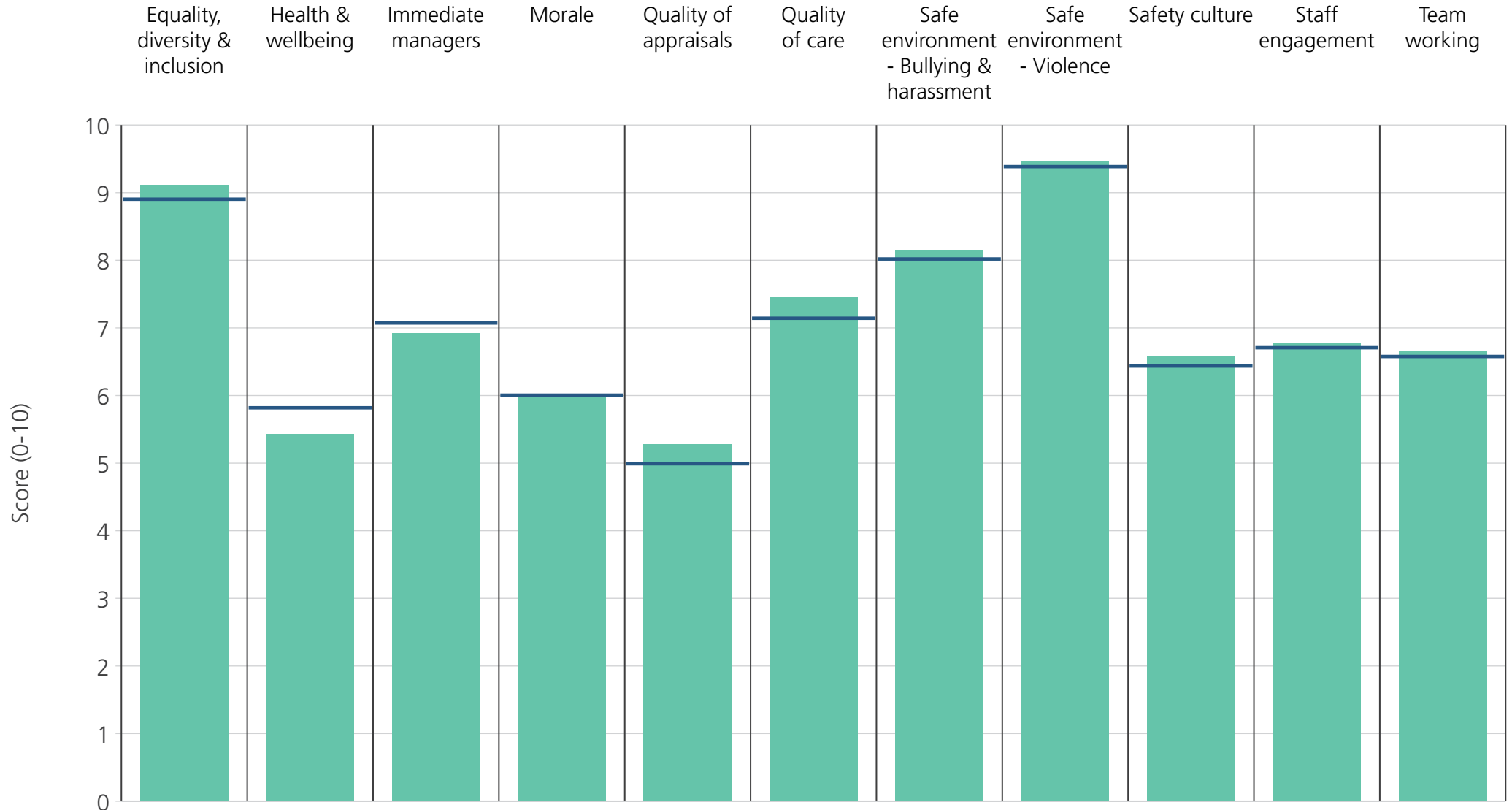
<b>Directorate</b>	8.6	5.2	7.0	5.8	4.5	7.0	7.6	9.2	6.1	6.5	6.3
<b>Your org</b>	8.9	5.8	7.1	6.0	5.0	7.1	8.0	9.4	6.4	6.7	6.6
<b>Responses</b>	654	658	658	648	566	619	650	651	657	664	653

# Directorates 2

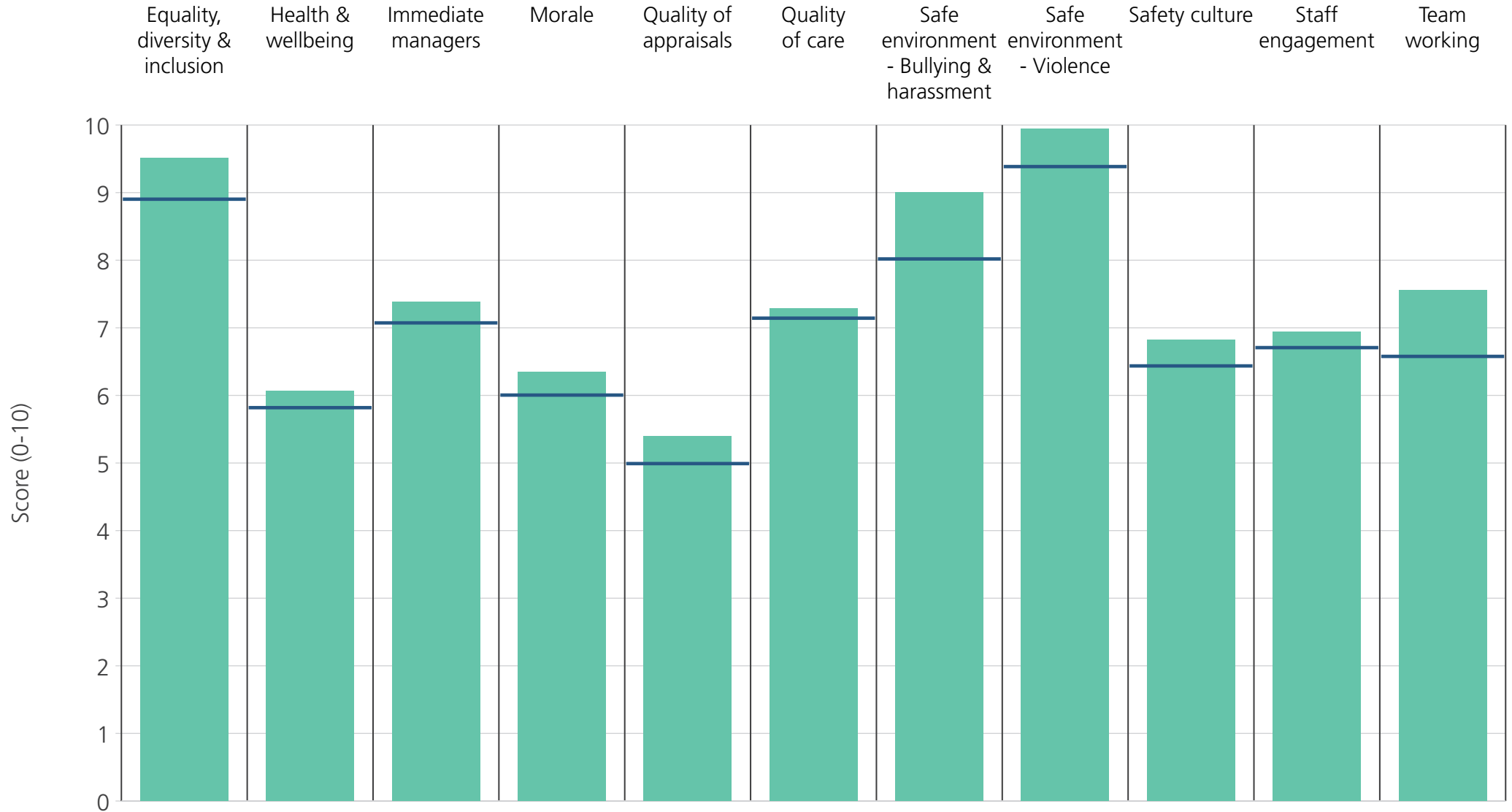
Nottinghamshire Healthcare NHS Foundation Trust  
2019 NHS Staff Survey Results



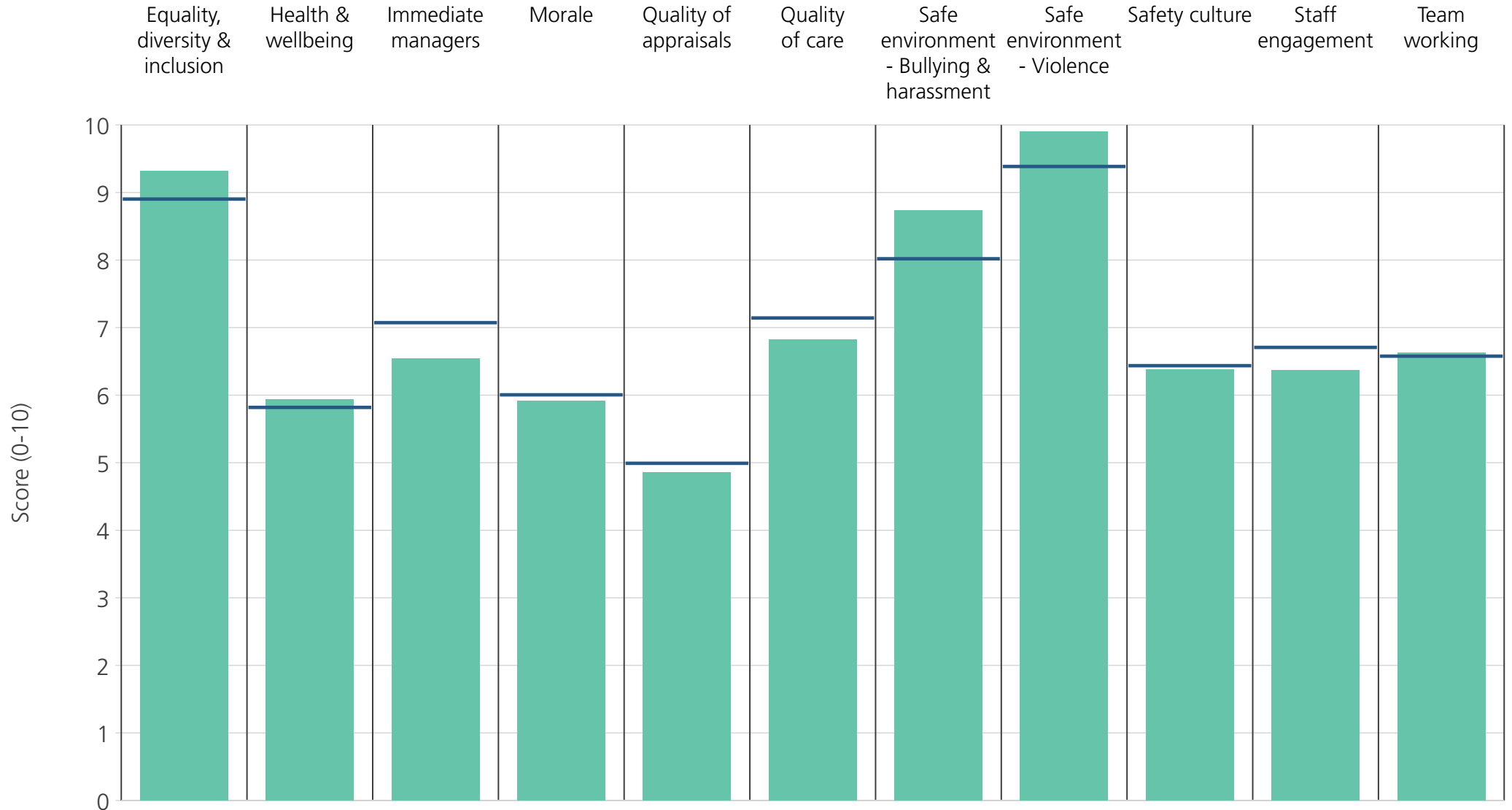
<b>Directorate</b>	8.4	5.2	7.0	5.8	4.6	6.7	7.3	9.0	6.0	6.4	6.1
<b>Your org</b>	8.9	5.8	7.1	6.0	5.0	7.1	8.0	9.4	6.4	6.7	6.6
<b>Responses</b>	404	406	405	401	332	379	403	401	404	407	398



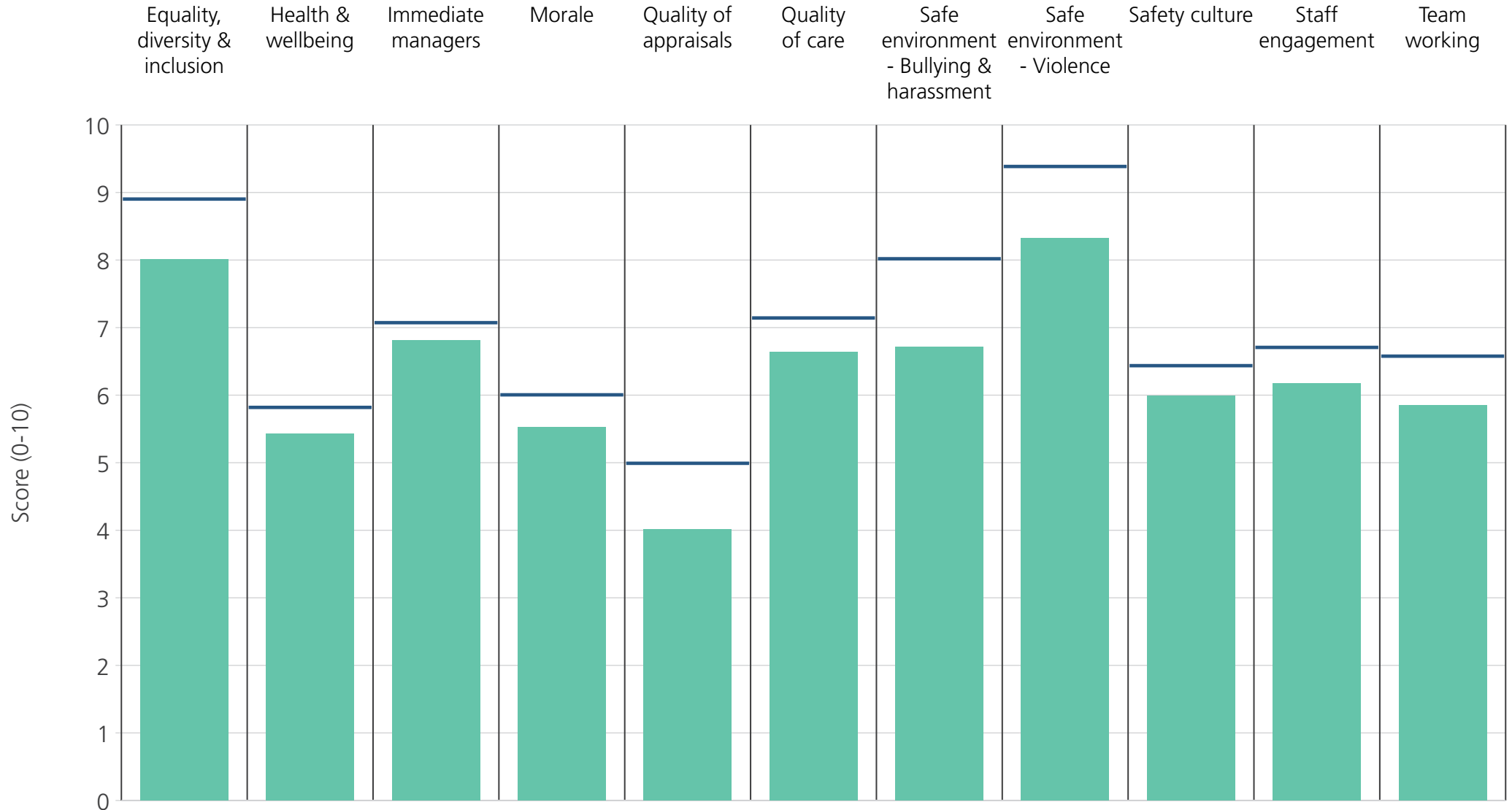
<b>Directorate</b>	9.1	5.4	6.9	6.0	5.3	7.5	8.2	9.5	6.6	6.8	6.7
<b>Your org</b>	8.9	5.8	7.1	6.0	5.0	7.1	8.0	9.4	6.4	6.7	6.6
<b>Responses</b>	587	589	591	585	523	552	587	588	590	594	581



<b>Directorate</b>	9.5	6.1	7.4	6.3	5.4	7.3	9.0	9.9	6.8	6.9	7.6
<b>Your org</b>	8.9	5.8	7.1	6.0	5.0	7.1	8.0	9.4	6.4	6.7	6.6
<b>Responses</b>	223	226	226	221	200	213	223	220	223	225	220

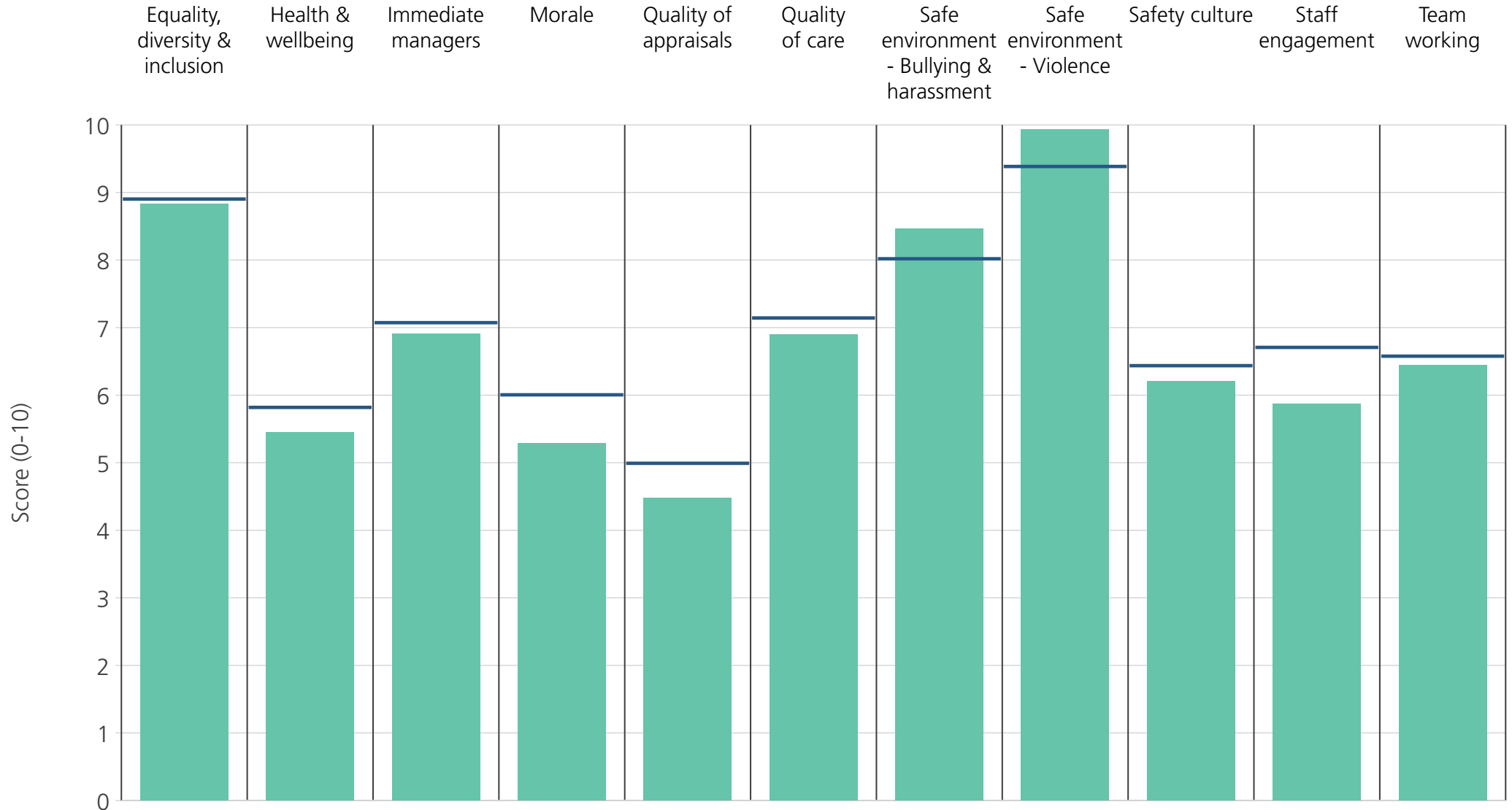


<b>Directorate</b>	9.3	5.9	6.5	5.9	4.9	6.8	8.7	9.9	6.4	6.4	6.6
<b>Your org</b>	8.9	5.8	7.1	6.0	5.0	7.1	8.0	9.4	6.4	6.7	6.6
<b>Responses</b>	254	256	256	254	234	246	255	254	256	262	261

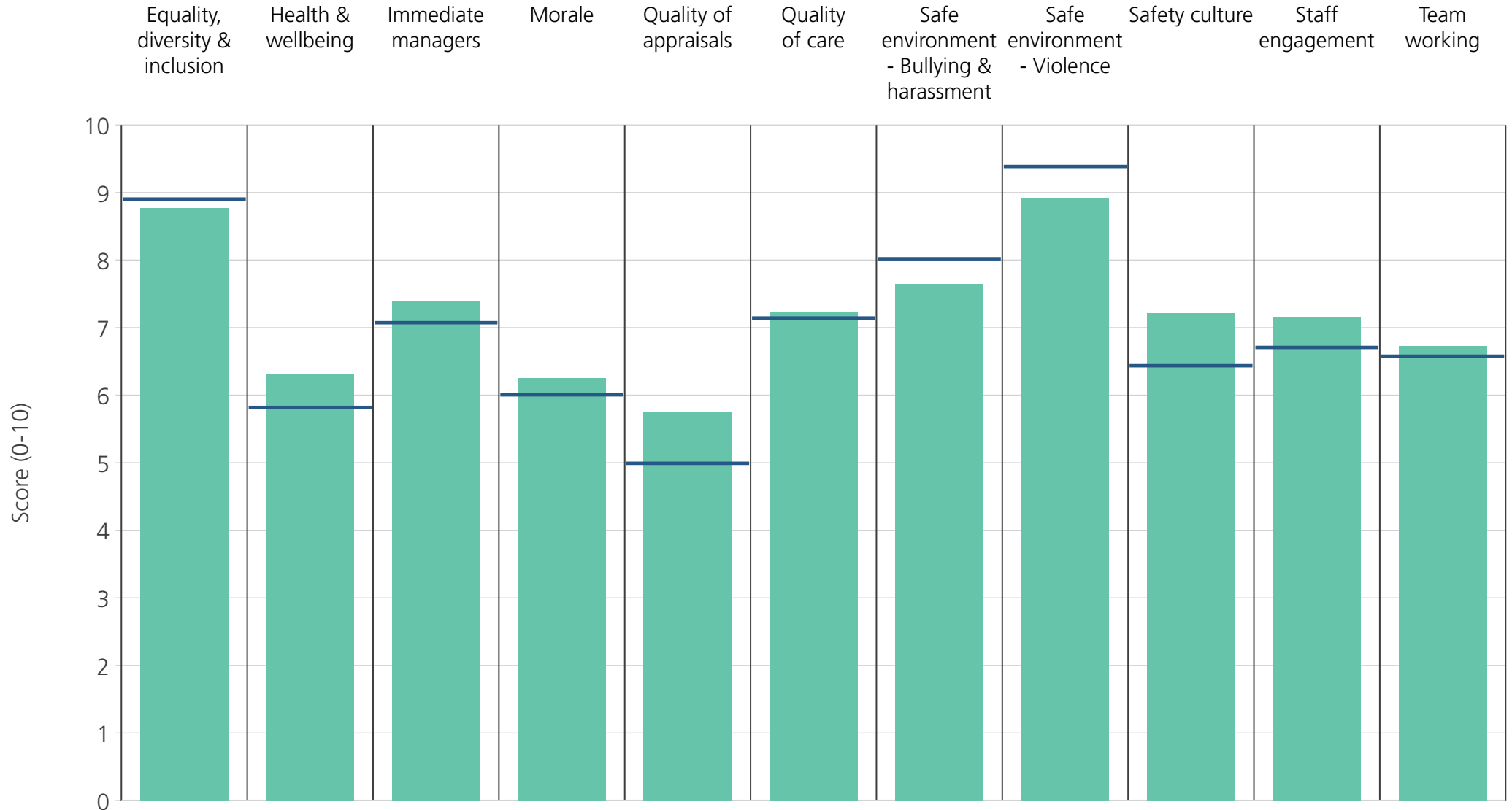


<b>Directorate</b>	8.0	5.4	6.8	5.5	4.0	6.6	6.7	8.3	6.0	6.2	5.8
<b>Your org</b>	8.9	5.8	7.1	6.0	5.0	7.1	8.0	9.4	6.4	6.7	6.6
<b>Responses</b>	389	391	393	386	300	336	387	386	390	392	388

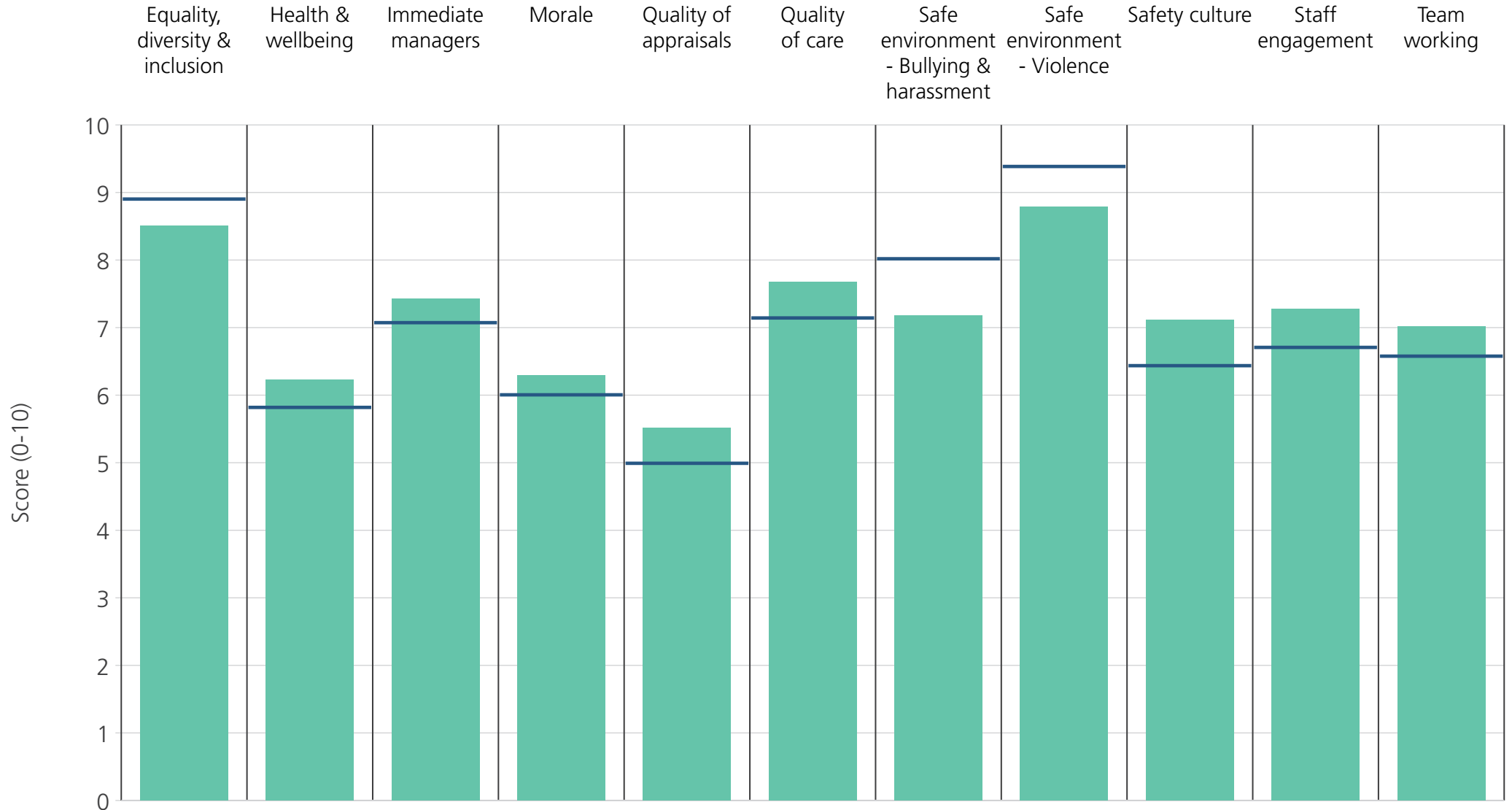




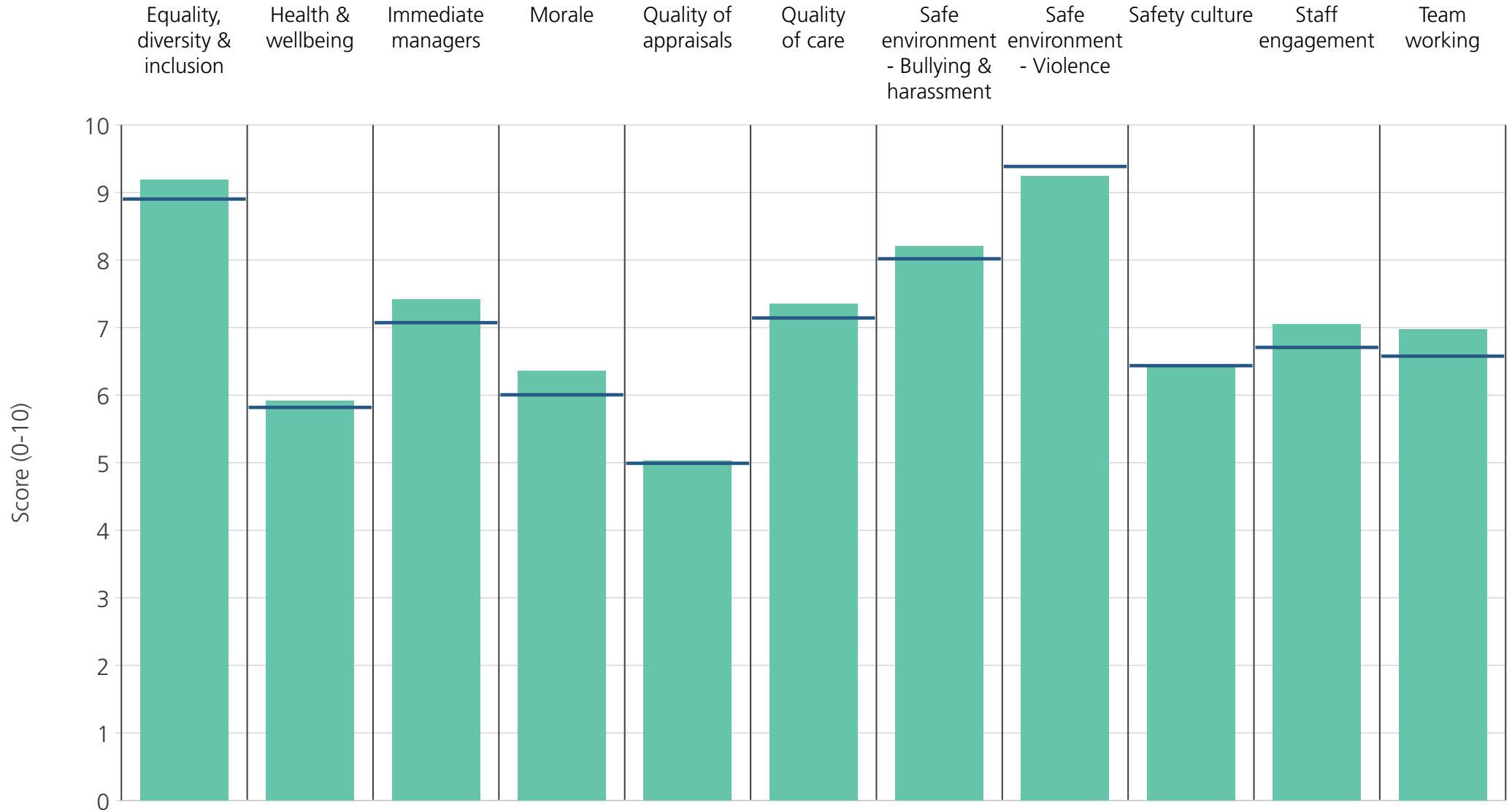
<b>Directorate</b>	8.8	5.4	6.9	5.3	4.5	6.9	8.5	9.9	6.2	5.9	6.4
<b>Your org</b>	8.9	5.8	7.1	6.0	5.0	7.1	8.0	9.4	6.4	6.7	6.6
<b>Responses</b>	145	146	146	145	130	141	145	144	146	147	145



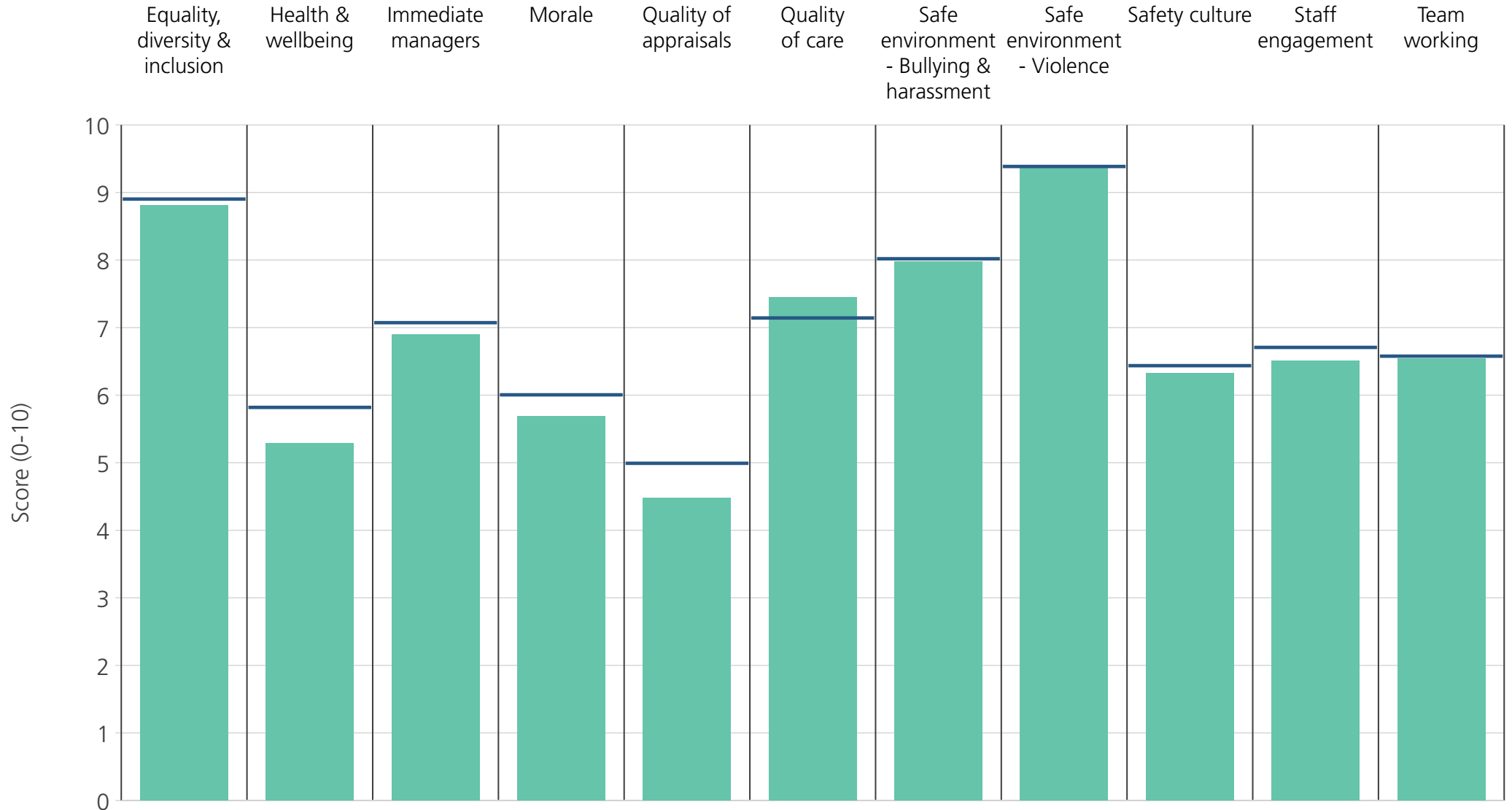
<b>Directorate</b>	8.8	6.3	7.4	6.3	5.8	7.2	7.6	8.9	7.2	7.2	6.7
<b>Your org</b>	8.9	5.8	7.1	6.0	5.0	7.1	8.0	9.4	6.4	6.7	6.6
<b>Responses</b>	87	89	88	88	63	84	89	85	89	90	89



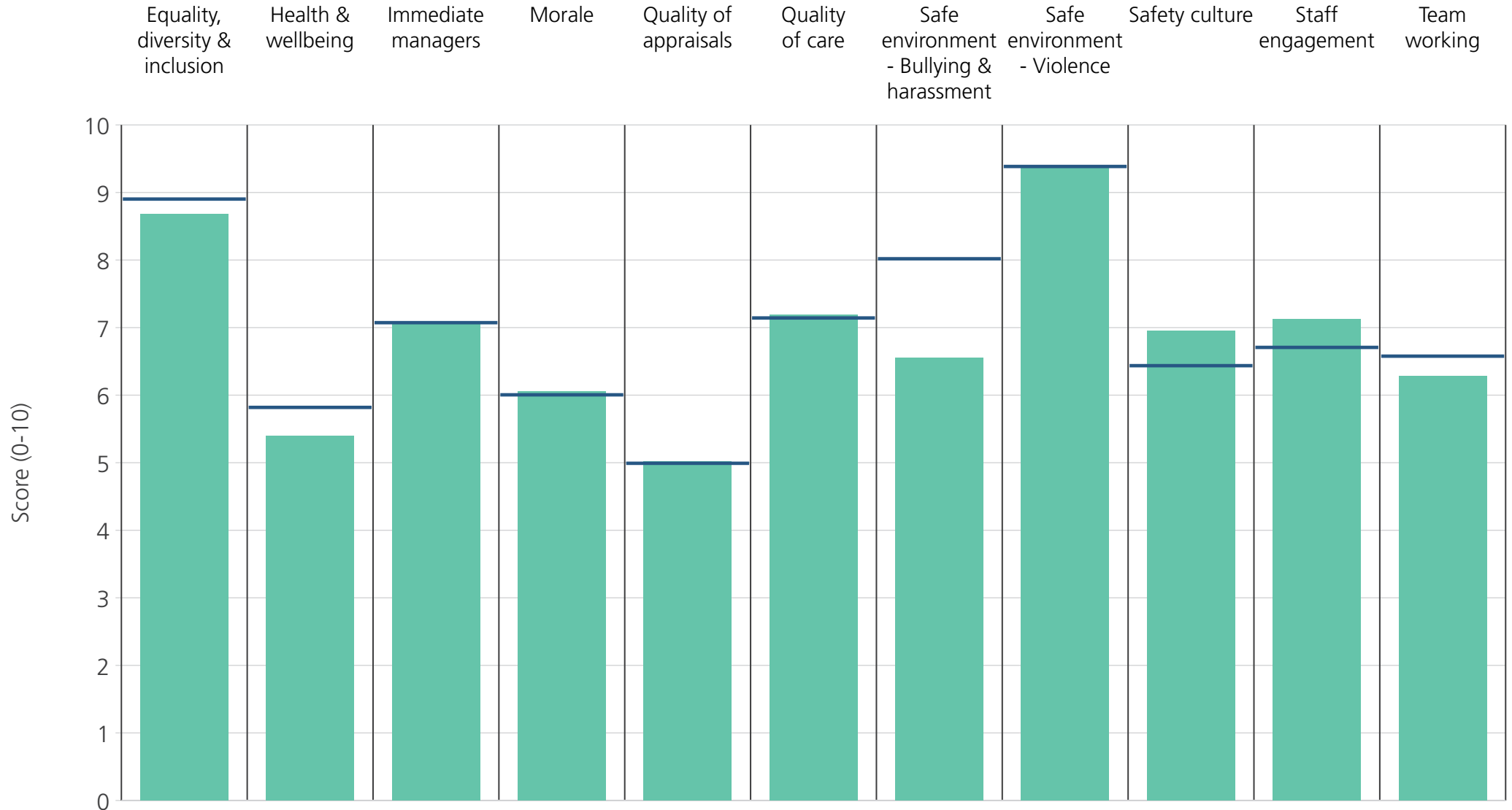
<b>Directorate</b>	8.5	6.2	7.4	6.3	5.5	7.7	7.2	8.8	7.1	7.3	7.0
<b>Your org</b>	8.9	5.8	7.1	6.0	5.0	7.1	8.0	9.4	6.4	6.7	6.6
<b>Responses</b>	183	183	184	181	159	171	180	181	183	185	182



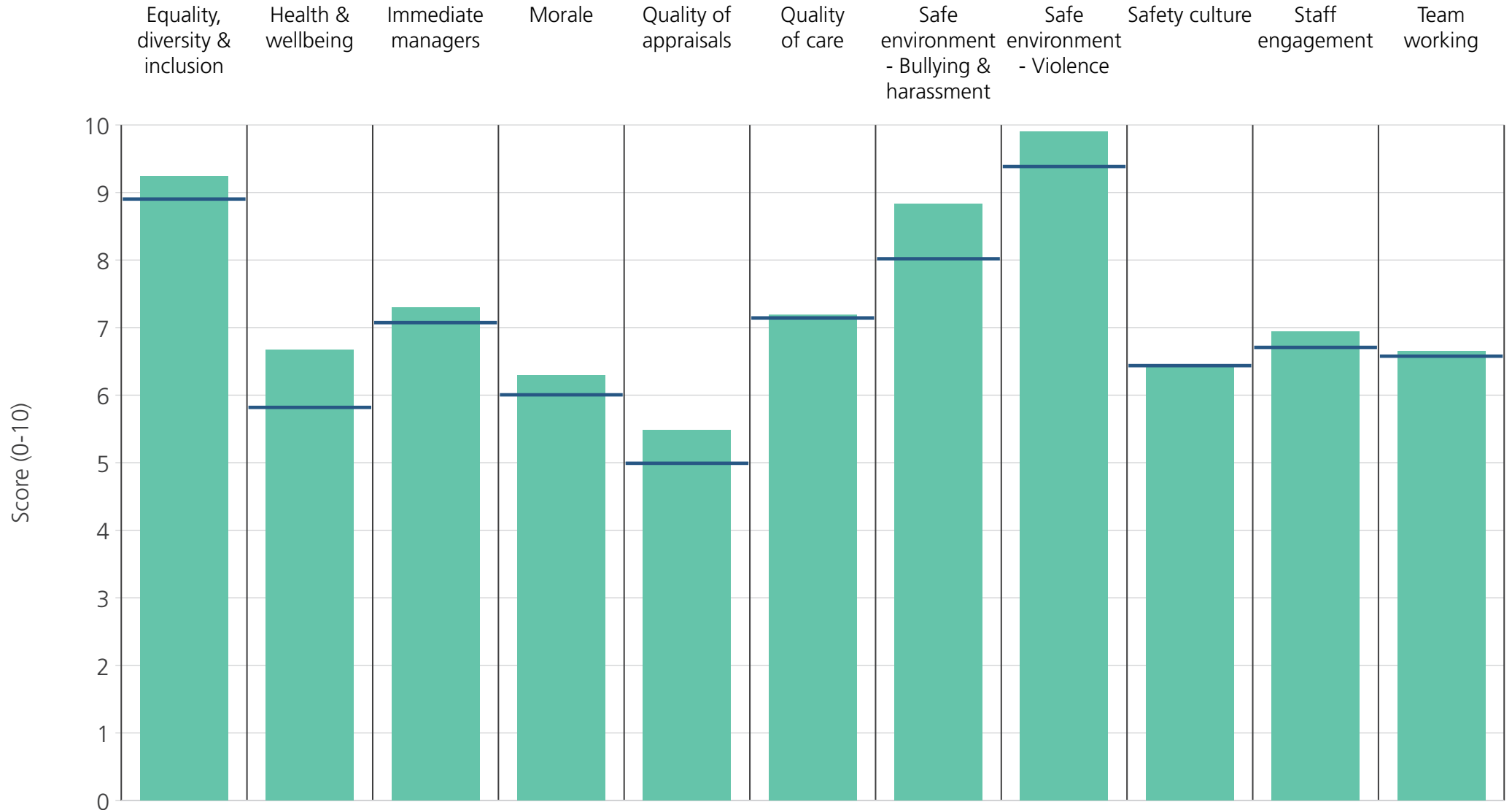
<b>Directorate</b>	9.2	5.9	7.4	6.4	5.0	7.4	8.2	9.2	6.5	7.0	7.0
<b>Your org</b>	8.9	5.8	7.1	6.0	5.0	7.1	8.0	9.4	6.4	6.7	6.6
<b>Responses</b>	306	309	311	309	269	291	309	305	309	313	311



<b>Directorate</b>	8.8	5.3	6.9	5.7	4.5	7.4	8.0	9.4	6.3	6.5	6.5
<b>Your org</b>	8.9	5.8	7.1	6.0	5.0	7.1	8.0	9.4	6.4	6.7	6.6
<b>Responses</b>	250	252	253	247	234	240	247	250	253	257	255



<b>Directorate</b>	8.7	5.4	7.1	6.1	5.0	7.2	6.5	9.4	6.9	7.1	6.3
<b>Your org</b>	8.9	5.8	7.1	6.0	5.0	7.1	8.0	9.4	6.4	6.7	6.6
<b>Responses</b>	139	140	140	138	114	134	140	139	139	141	137



<b>Directorate</b>	9.2	6.7	7.3	6.3	5.5	7.2	8.8	9.9	6.4	6.9	6.6
<b>Your org</b>	8.9	5.8	7.1	6.0	5.0	7.1	8.0	9.4	6.4	6.7	6.6
<b>Responses</b>	741	746	753	739	571	330	730	733	730	756	747