

# East Cheshire NHS Trust

2019 NHS Staff Survey

**Directorate Report**

**Contents**

Introduction . . . . .	3
Themes – Directorates 1 . . . . .	4
Acute & Integrated Community Care . . . . .	5
Allied Health & Clinical Support . . . . .	6
Chief Exec, Operations, Corporate Affairs & Governance . . . . .	7
Facilities . . . . .	8
Finance . . . . .	9
Human Resources . . . . .	10
Nursing and Quality . . . . .	11
Planned Care Services . . . . .	12
Themes – Directorates 2 . . . . .	13
Add Prof Scientific and Technic . . . . .	14
Additional Clinical Services . . . . .	15
Administrative and Clerical . . . . .	16
Allied Health Professionals . . . . .	17
Estates and Ancillary . . . . .	18
Healthcare Scientists . . . . .	19
Medical and Dental . . . . .	20
Nursing and Midwifery Registered . . . . .	21

This directorate report for East Cheshire NHS Trust contains results by directorate for themes from the 2019 NHS Staff Survey. These results are compared to the unweighted average for your organisation.

**Please note:** It is possible that there are differences between the 'Your org' scores reported in this directorate report and those in the benchmark report. This is because the results in the benchmark report are weighted to allow for fair comparisons between organisations of a similar type. However, in this report comparisons are made within your organisation so the unweighted organisation result is a more appropriate point of comparison.

The directorate breakdowns used in this report were provided and defined by East Cheshire NHS Trust. Details of how the theme scores were calculated are included in the Technical Document, available to download from our [results website](#).

## Key features

Breakdown type and **directorate name** are specified in the header. Black text in the header is hyperlinked: clicking on '2019 NHS Staff Survey Results' navigates back to the contents page.

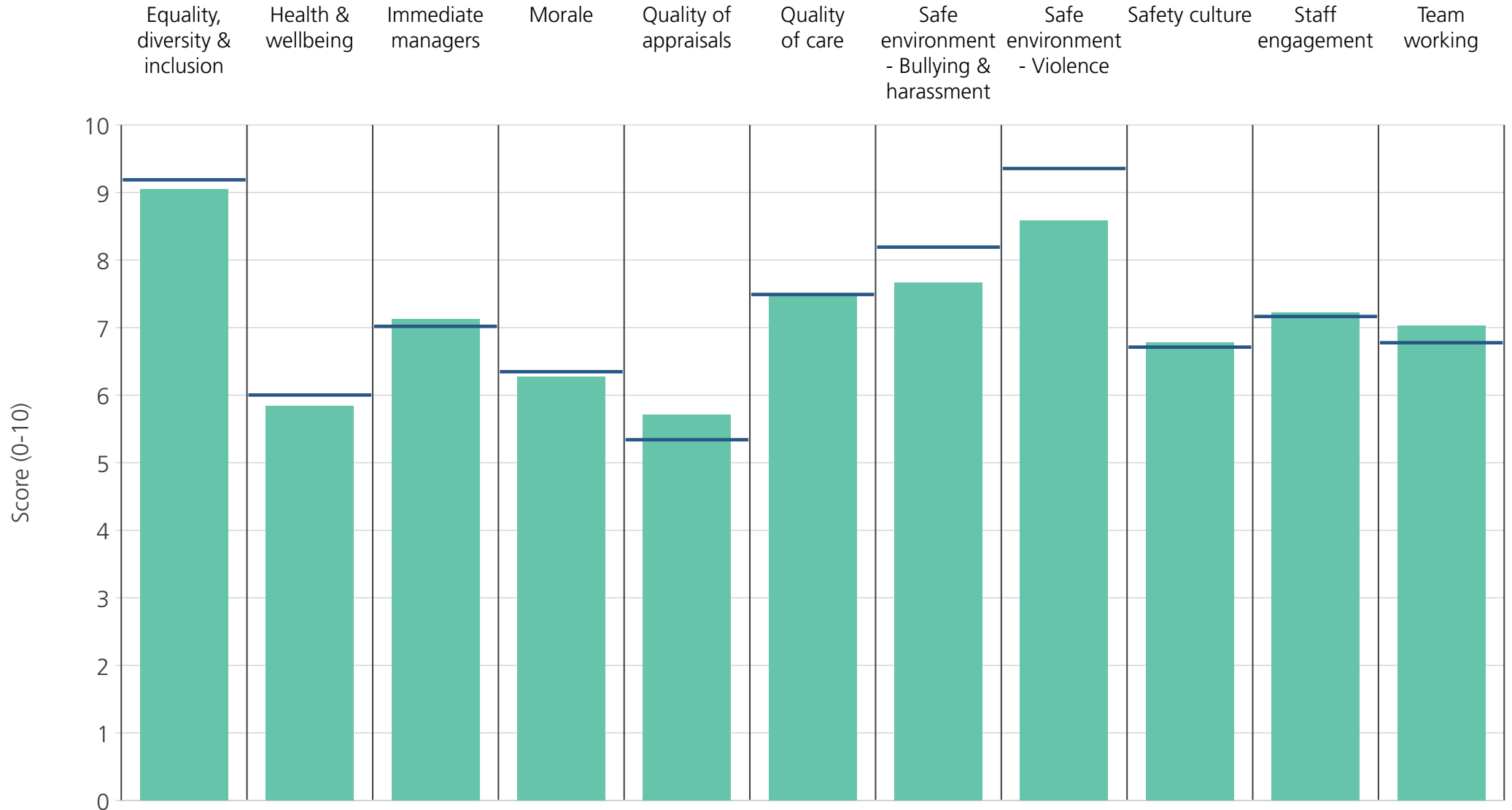
Directorate results are presented in the context of the (unweighted) **organisation average ('Your org')**, so it is easy to tell if a directorate is performing better or worse than the organisation average. For all themes, a higher score is a better result than a lower score.

The **number of responses** feeding into each theme score **for the given directorate** is specified below the table containing the directorate and trust scores.

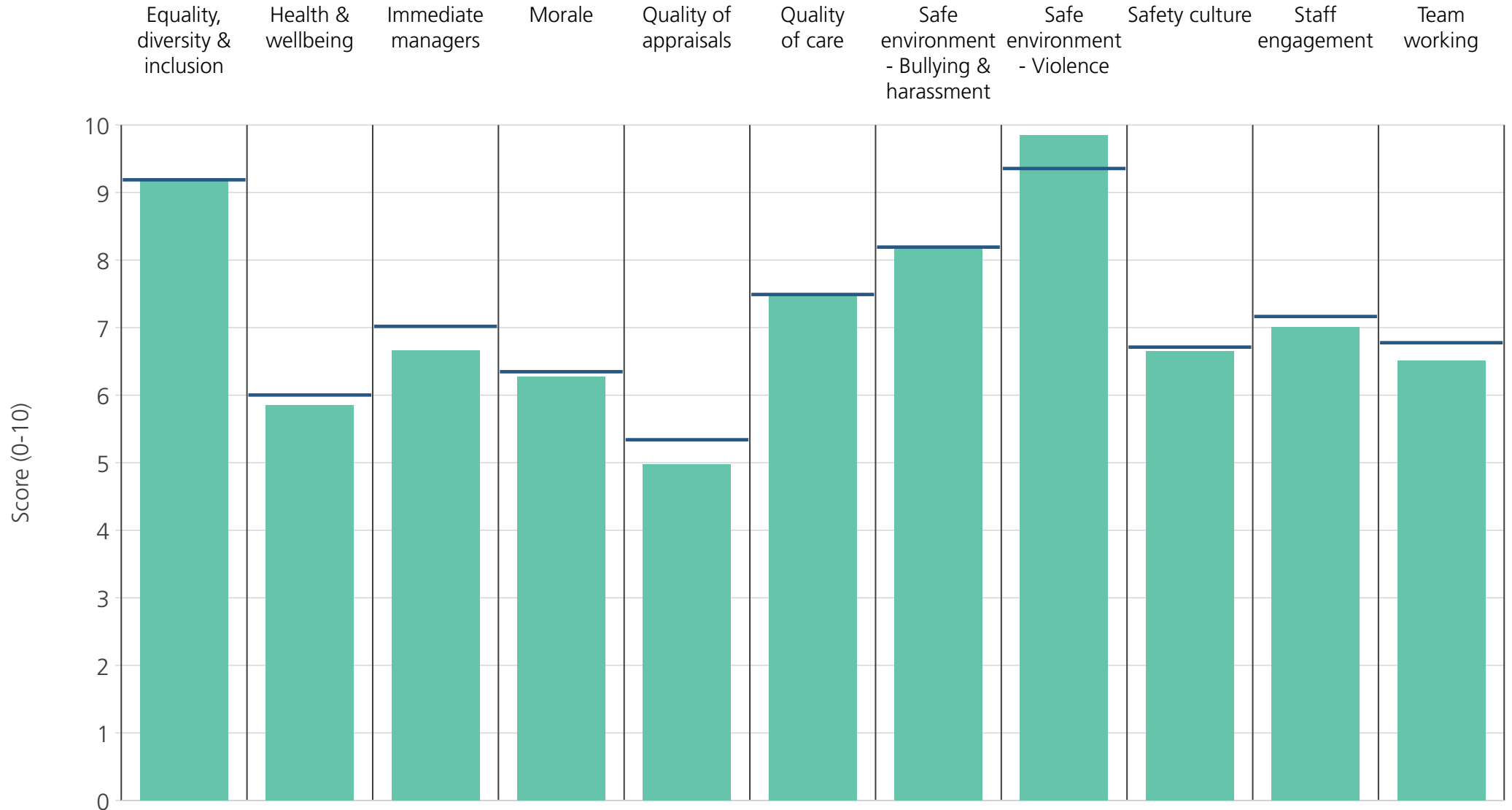


**! Note:** when there are less than 11 responses in a group, results are suppressed to protect staff confidentiality

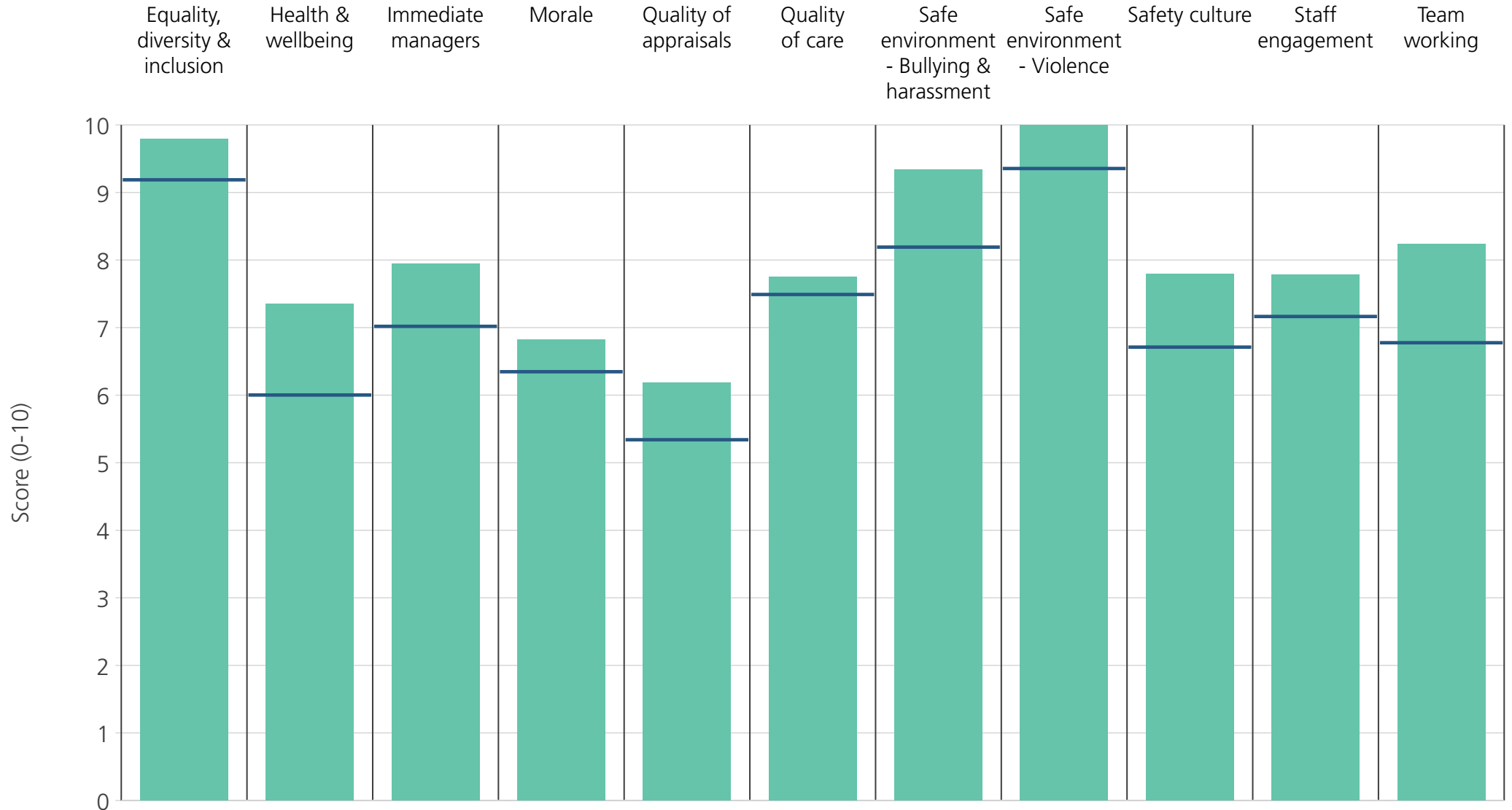
# Directorates 1



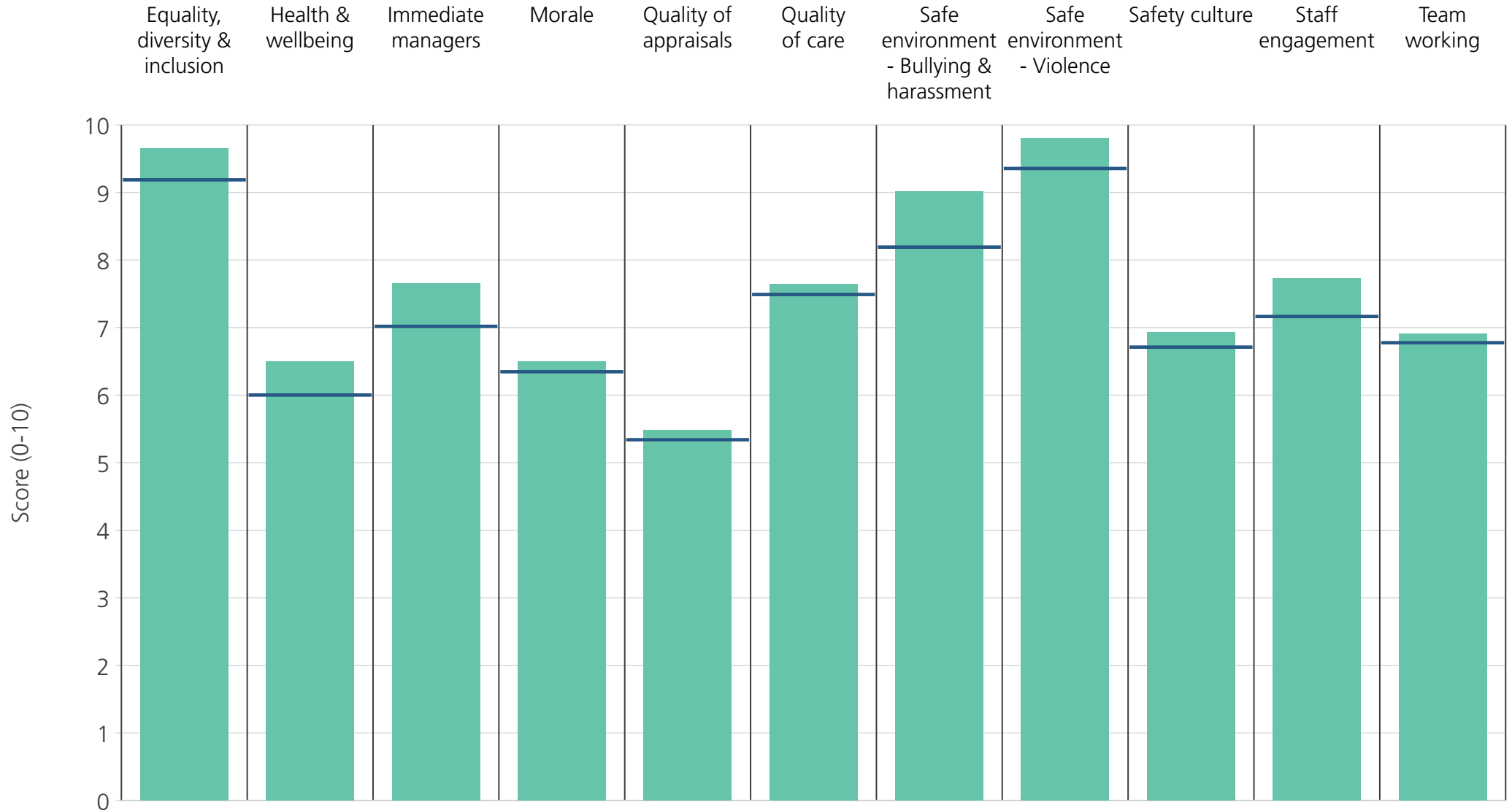
<b>Directorate</b>	9.0	5.8	7.1	6.3	5.7	7.5	7.7	8.6	6.8	7.2	7.0
<b>Your org</b>	9.2	6.0	7.0	6.3	5.3	7.5	8.2	9.4	6.7	7.2	6.8
<b>Responses</b>	291	292	296	293	261	285	291	290	294	298	298



<b>Directorate</b>	9.2	5.9	6.7	6.3	5.0	7.5	8.2	9.8	6.6	7.0	6.5
<b>Your org</b>	9.2	6.0	7.0	6.3	5.3	7.5	8.2	9.4	6.7	7.2	6.8
<b>Responses</b>	327	329	328	322	292	298	323	328	324	330	326

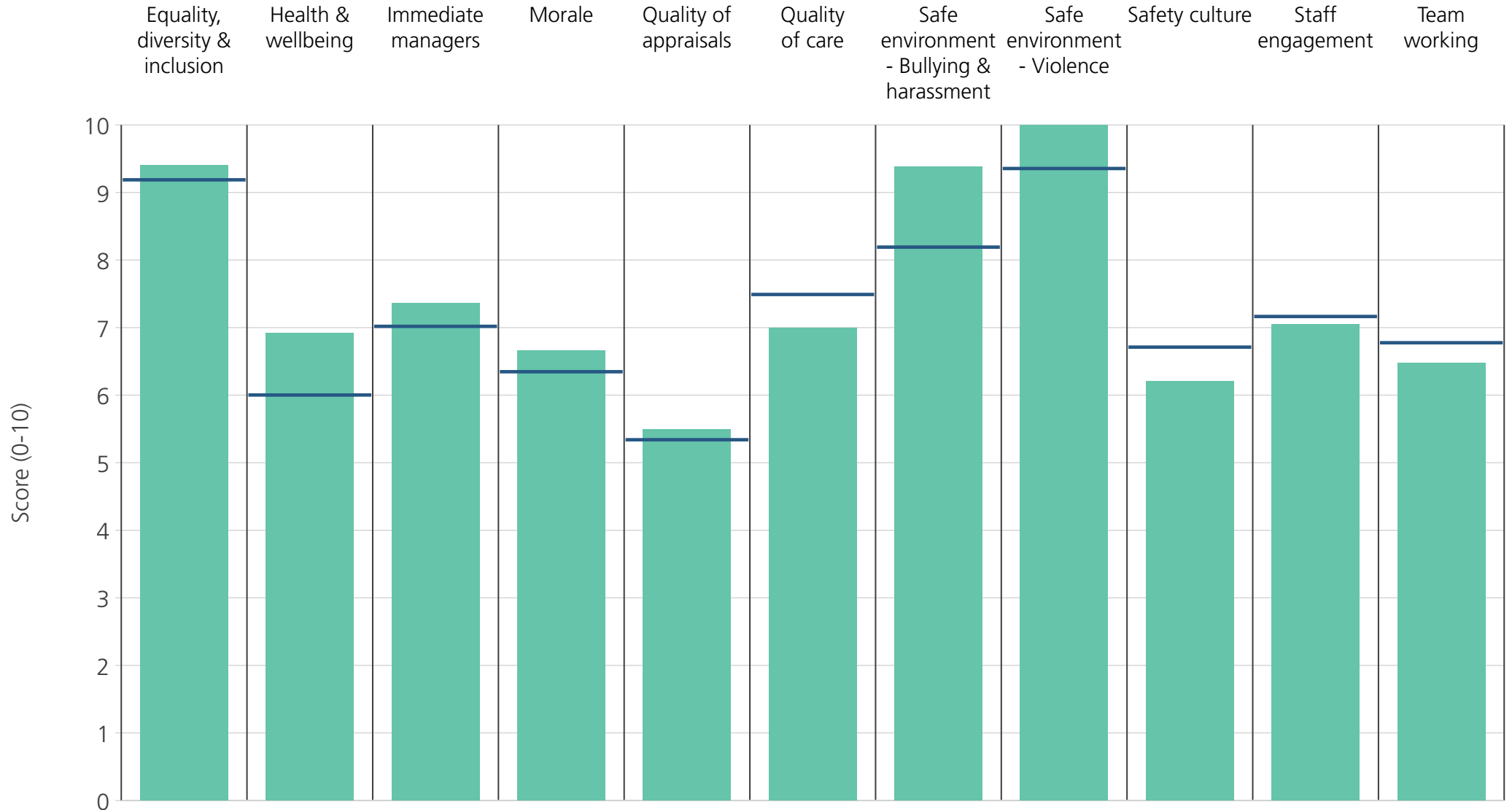


<b>Directorate</b>	9.8	7.4	7.9	6.8	6.2	7.8	9.3	10.0	7.8	7.8	8.2
<b>Your org</b>	9.2	6.0	7.0	6.3	5.3	7.5	8.2	9.4	6.7	7.2	6.8
<b>Responses</b>	41	41	41	41	39	20	40	40	41	41	41

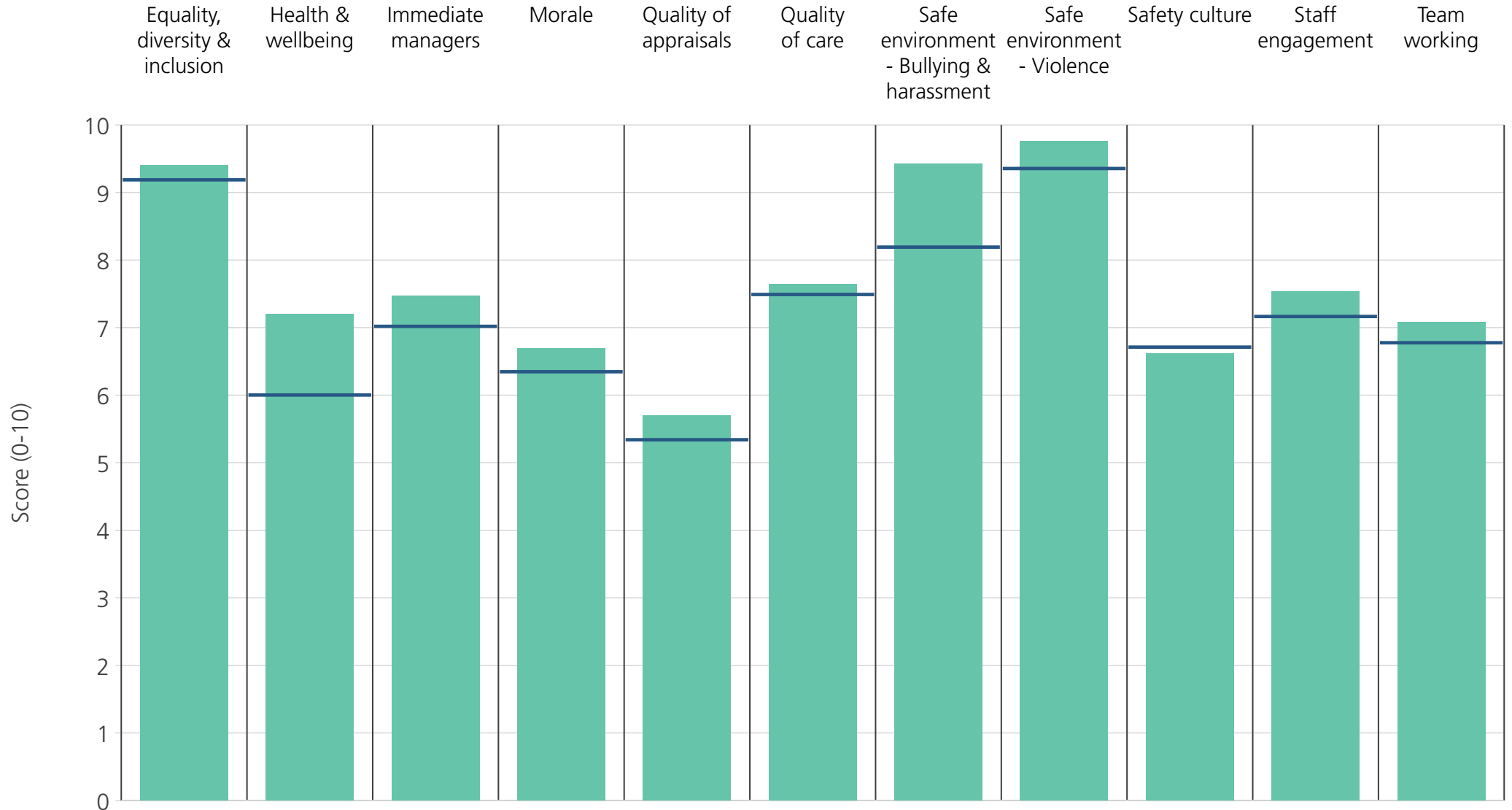


<b>Directorate</b>	9.7	6.5	7.7	6.5	5.5	7.6	9.0	9.8	6.9	7.7	6.9
<b>Your org</b>	9.2	6.0	7.0	6.3	5.3	7.5	8.2	9.4	6.7	7.2	6.8
<b>Responses</b>	17	17	17	17	13	12	17	17	17	17	17

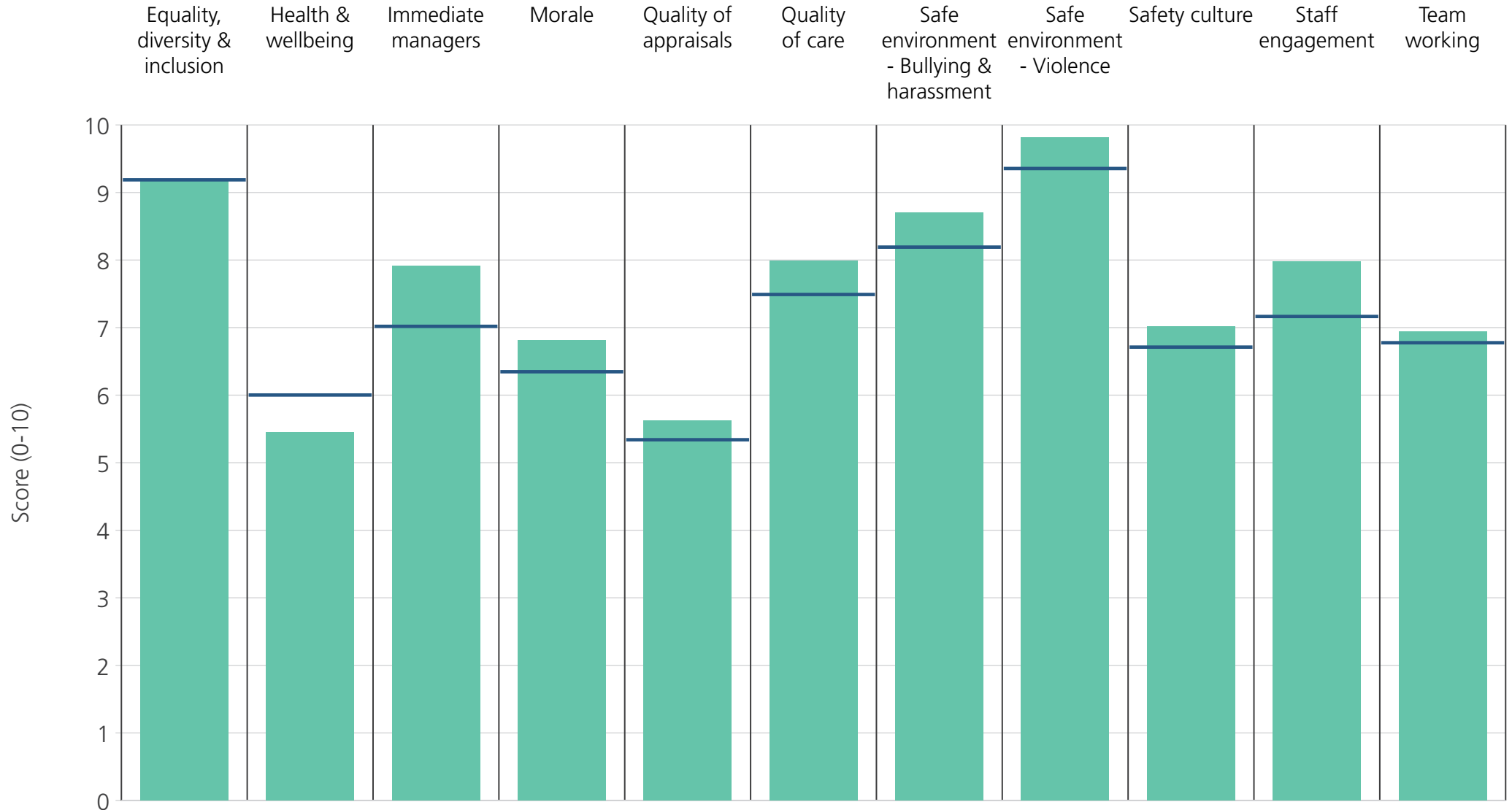




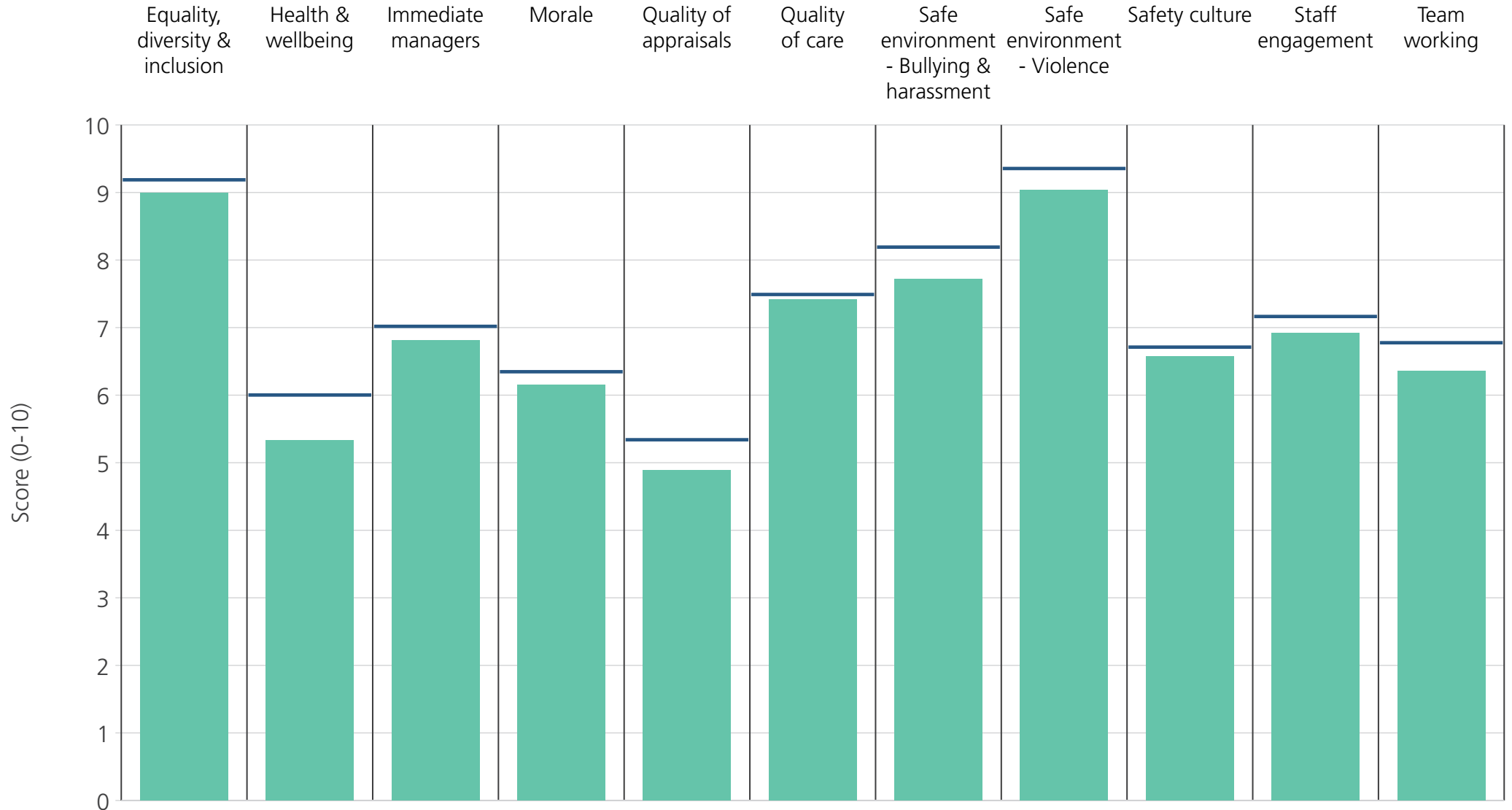
<b>Directorate</b>	9.4	6.9	7.4	6.7	5.5	7.0	9.4	10.0	6.2	7.0	6.5
<b>Your org</b>	9.2	6.0	7.0	6.3	5.3	7.5	8.2	9.4	6.7	7.2	6.8
<b>Responses</b>	53	54	56	55	45	19	54	54	54	56	55



<b>Directorate</b>	9.4	7.2	7.5	6.7	5.7	7.6	9.4	9.8	6.6	7.5	7.1
<b>Your org</b>	9.2	6.0	7.0	6.3	5.3	7.5	8.2	9.4	6.7	7.2	6.8
<b>Responses</b>	71	71	70	69	63	27	69	70	71	70	71

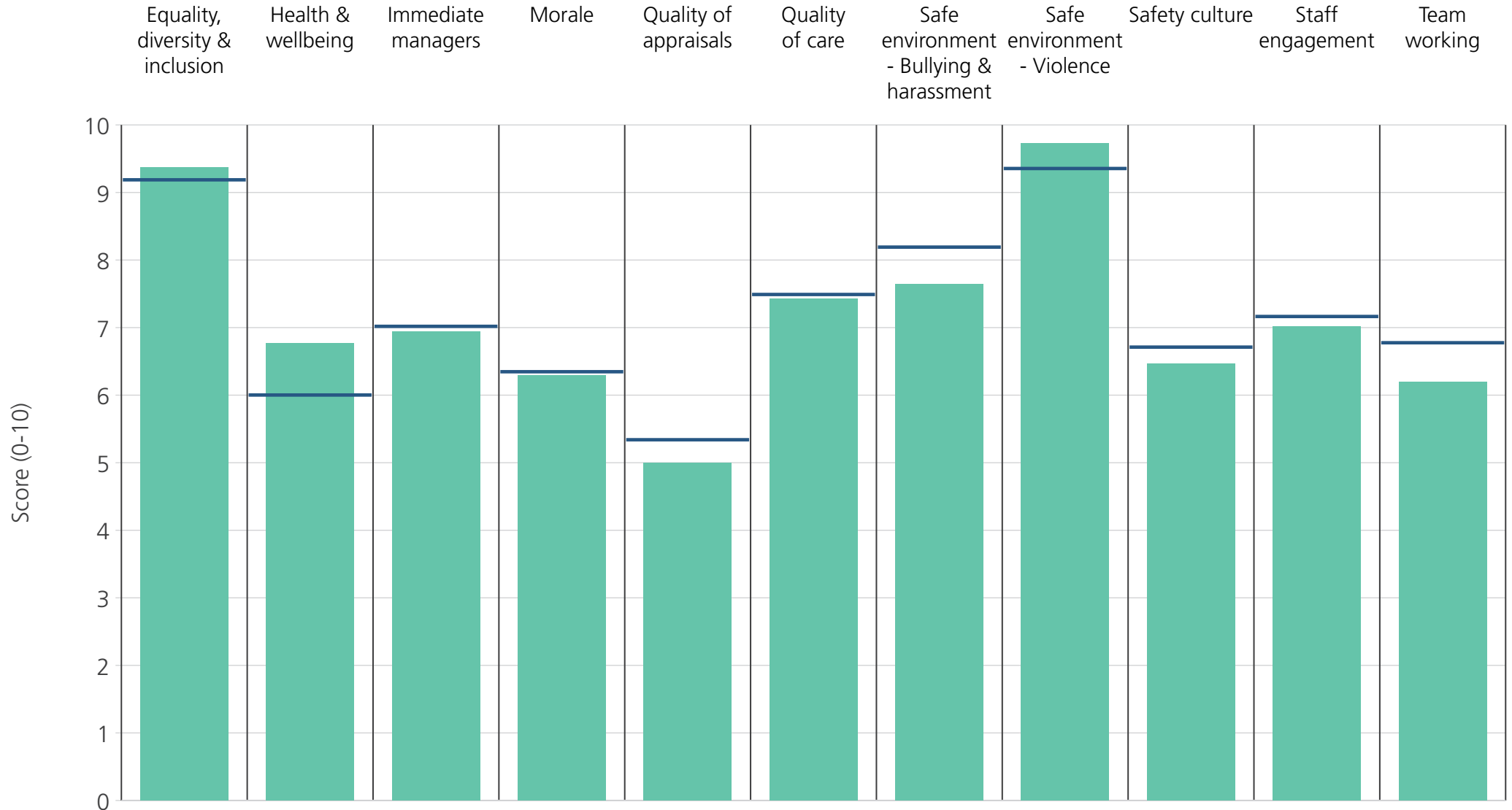


<b>Directorate</b>	9.2	5.4	7.9	6.8	5.6	8.0	8.7	9.8	7.0	8.0	6.9
<b>Your org</b>	9.2	6.0	7.0	6.3	5.3	7.5	8.2	9.4	6.7	7.2	6.8
<b>Responses</b>	18	18	18	18	18	12	18	18	18	18	18

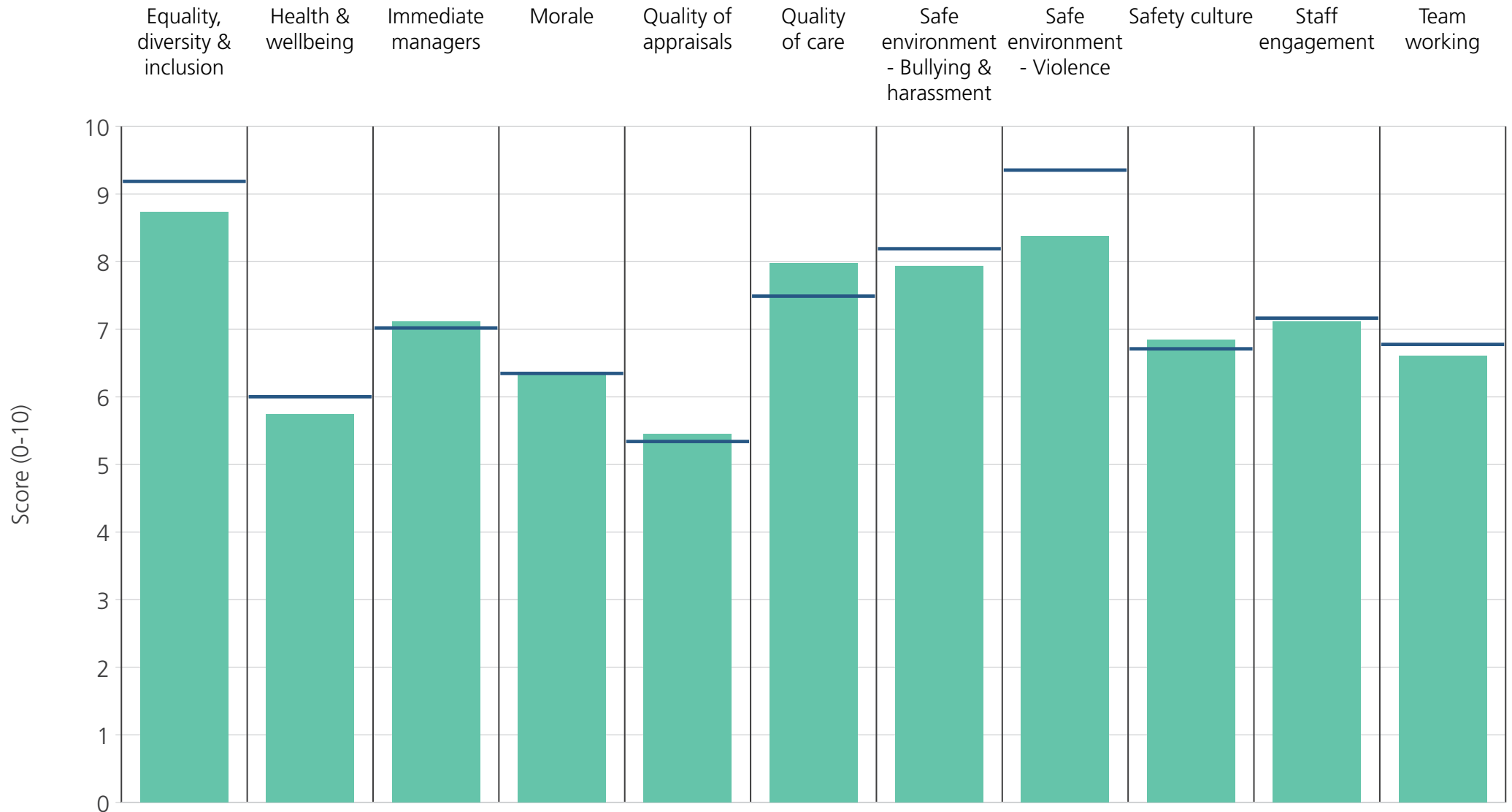


<b>Directorate</b>	9.0	5.3	6.8	6.2	4.9	7.4	7.7	9.0	6.6	6.9	6.4
<b>Your org</b>	9.2	6.0	7.0	6.3	5.3	7.5	8.2	9.4	6.7	7.2	6.8
<b>Responses</b>	139	138	137	134	126	133	139	139	138	140	139

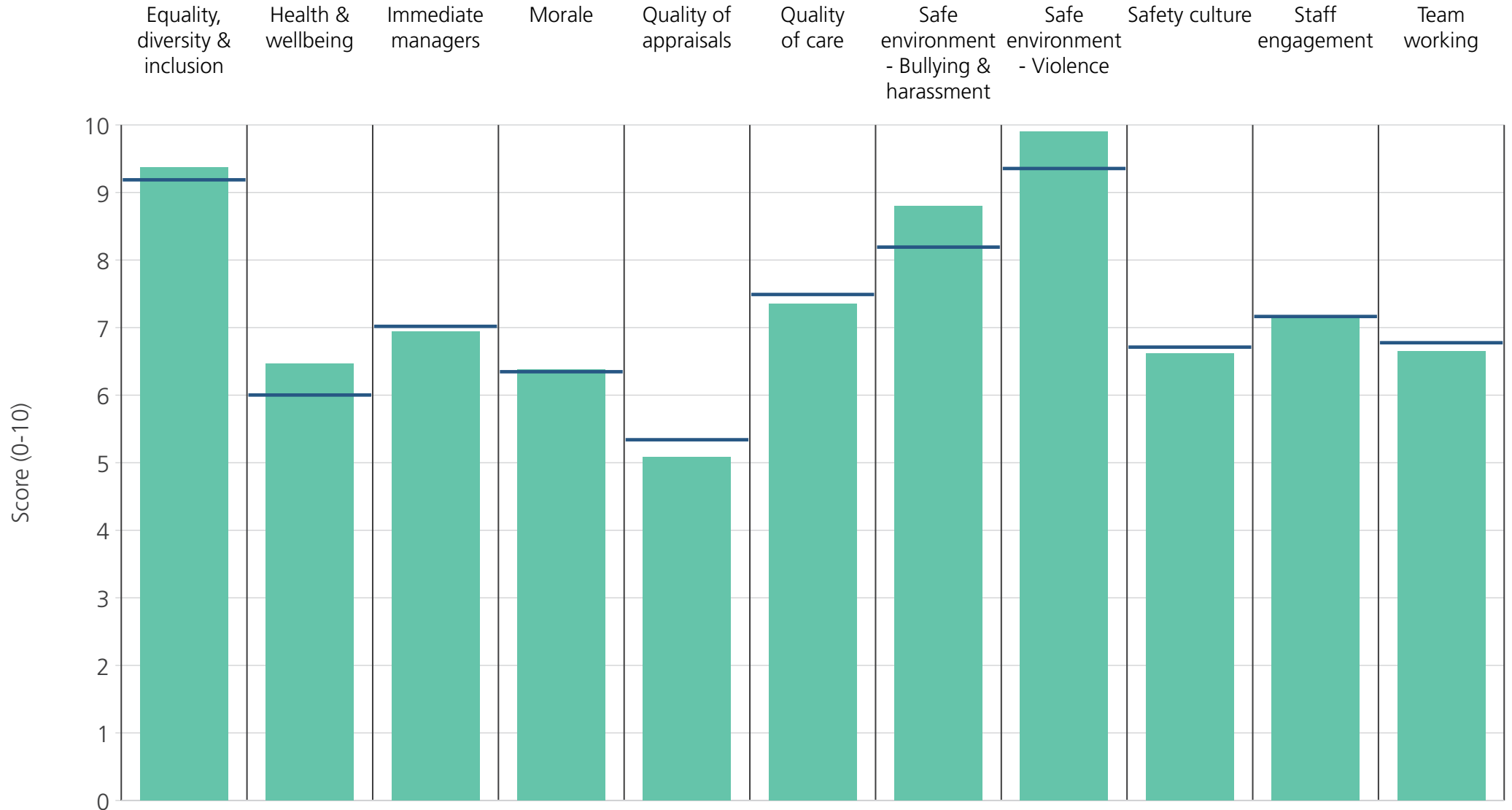
# Directorates 2



<b>Directorate</b>	9.4	6.8	6.9	6.3	5.0	7.4	7.6	9.7	6.5	7.0	6.2
<b>Your org</b>	9.2	6.0	7.0	6.3	5.3	7.5	8.2	9.4	6.7	7.2	6.8
<b>Responses</b>	24	24	24	24	20	24	24	24	24	25	25

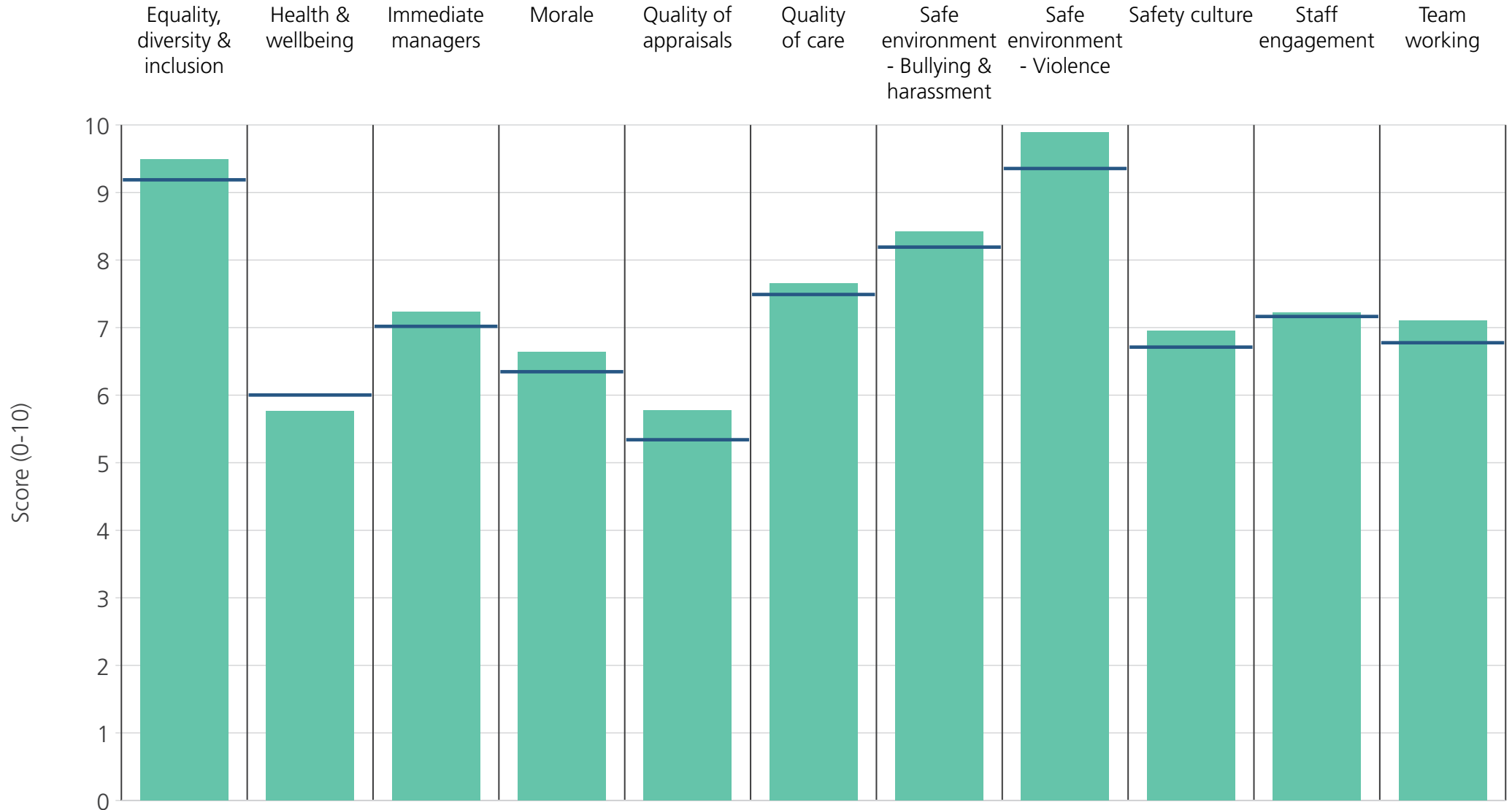


<b>Directorate</b>	8.7	5.7	7.1	6.4	5.4	8.0	7.9	8.4	6.8	7.1	6.6
<b>Your org</b>	9.2	6.0	7.0	6.3	5.3	7.5	8.2	9.4	6.7	7.2	6.8
<b>Responses</b>	157	158	160	159	132	159	153	156	158	160	160

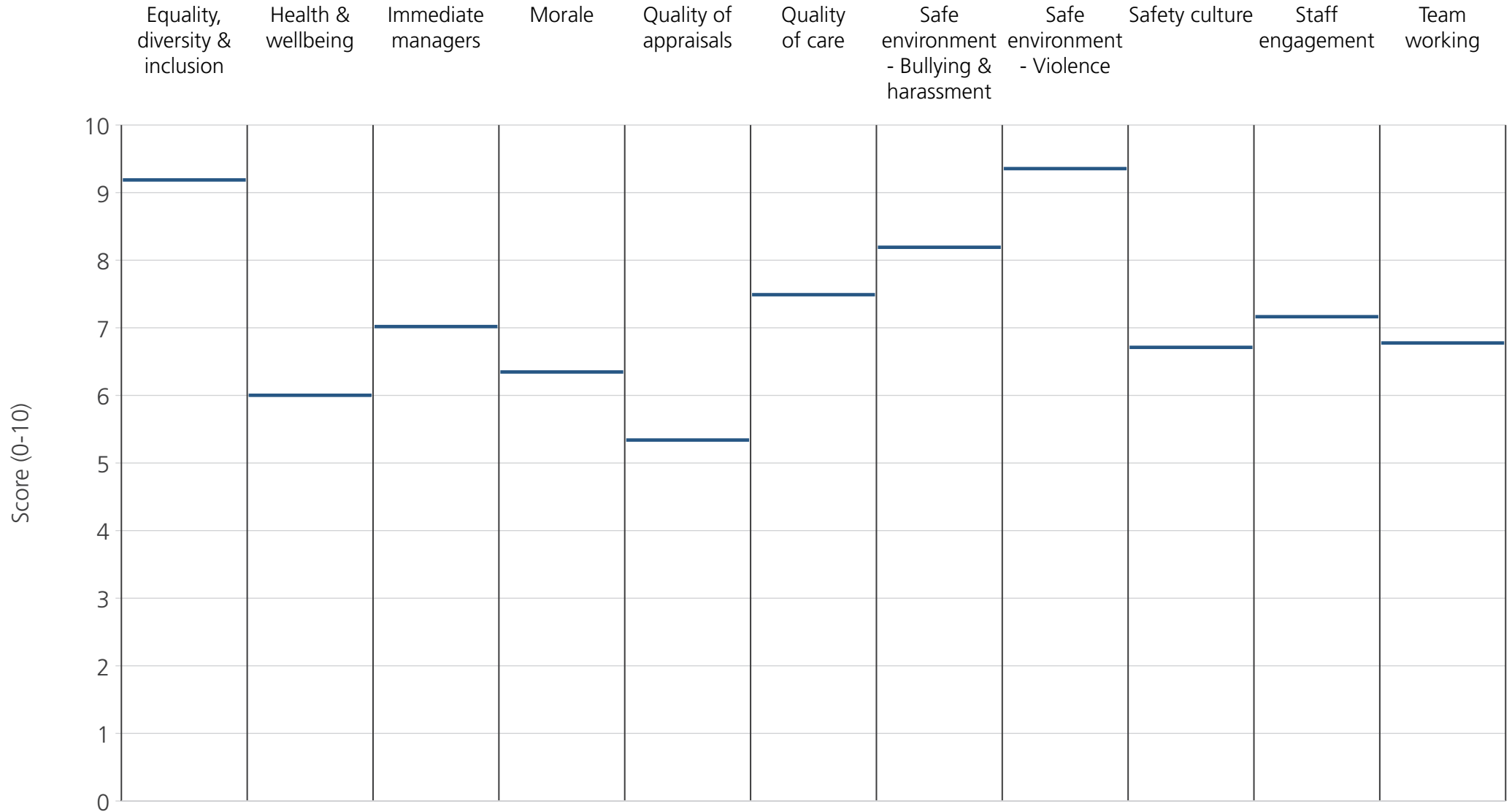


<b>Directorate</b>	9.4	6.5	6.9	6.4	5.1	7.4	8.8	9.9	6.6	7.1	6.6
<b>Your org</b>	9.2	6.0	7.0	6.3	5.3	7.5	8.2	9.4	6.7	7.2	6.8
<b>Responses</b>	328	331	331	325	287	182	326	328	328	335	329

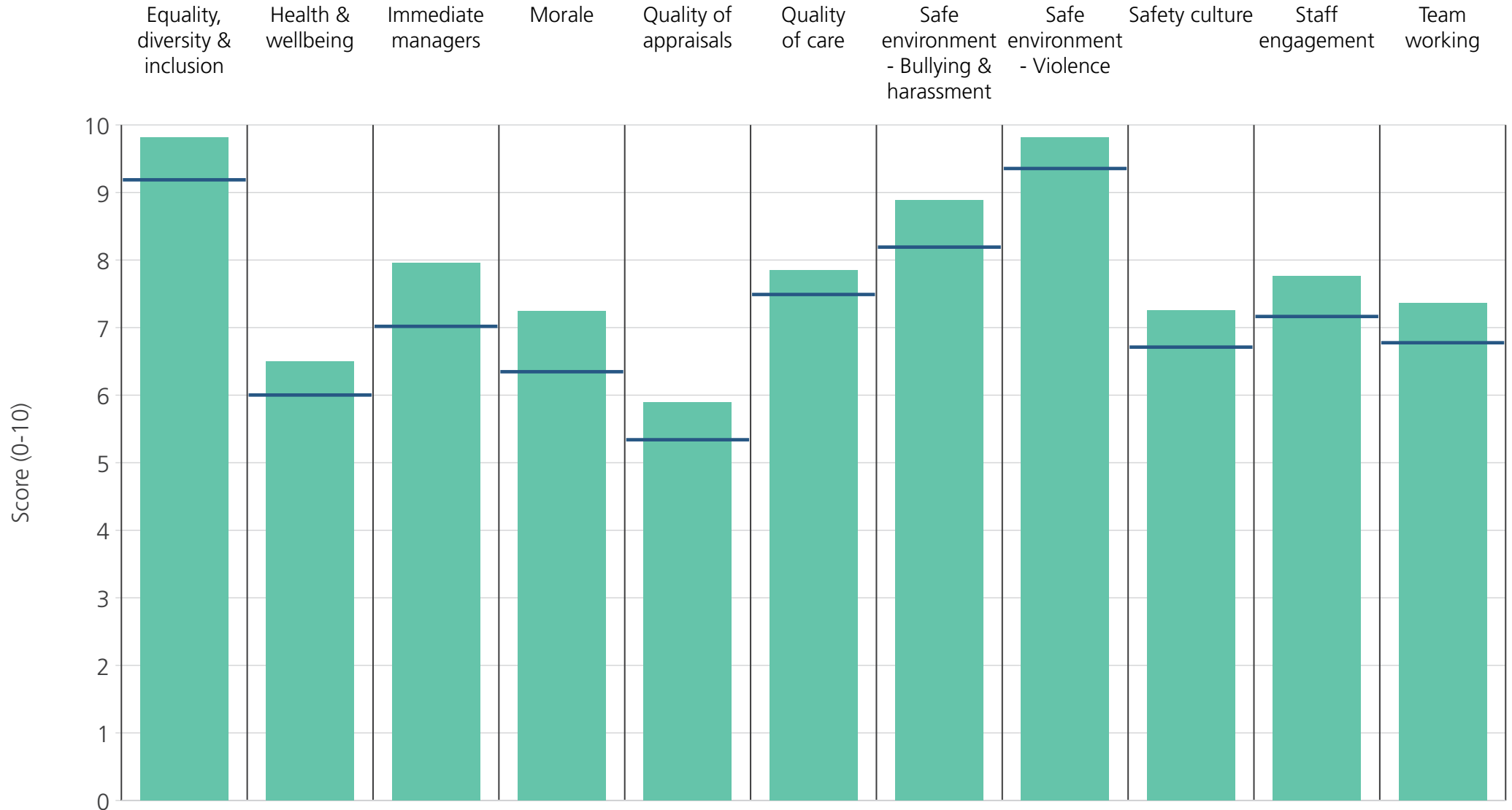




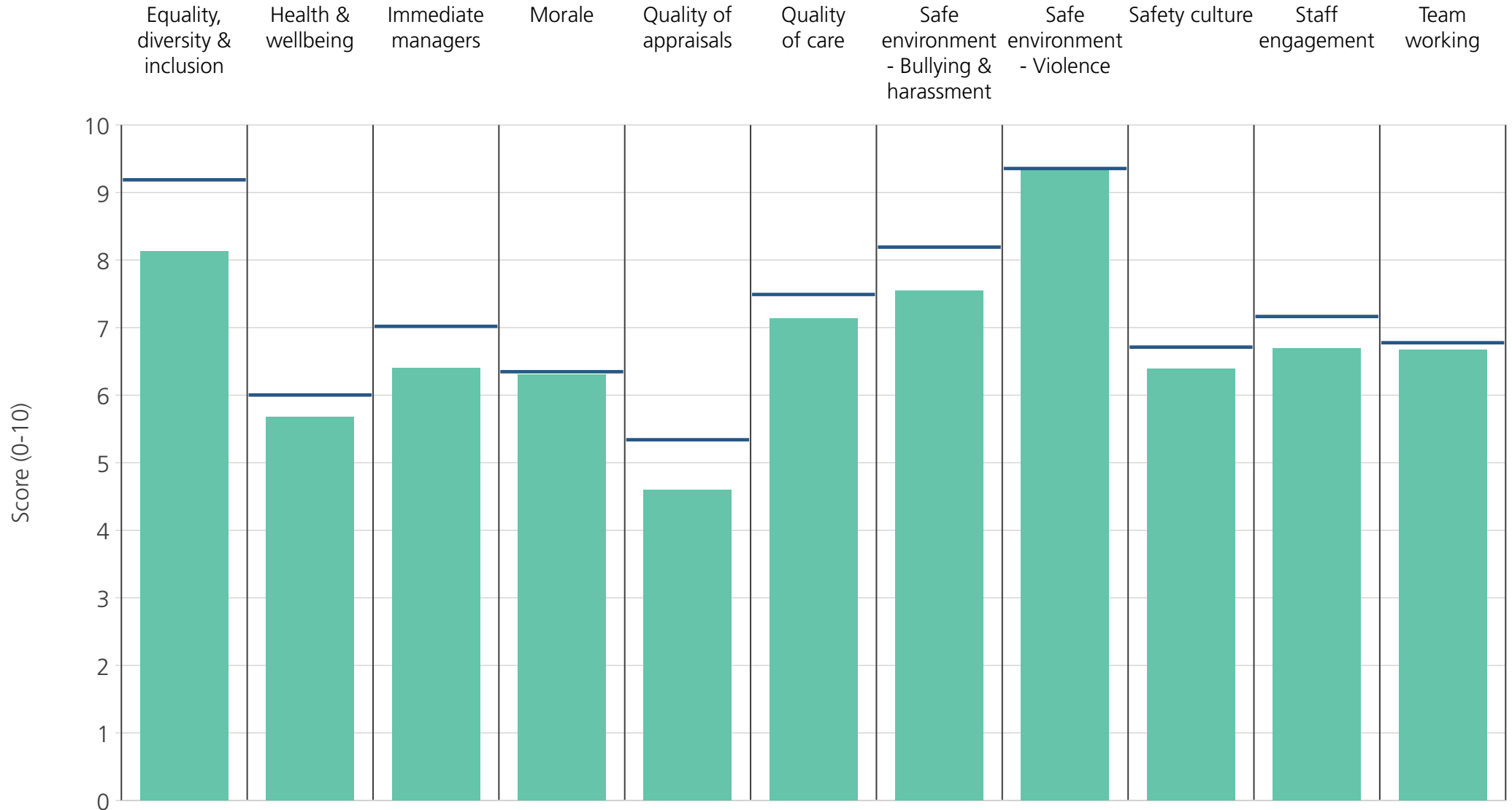
<b>Directorate</b>	9.5	5.8	7.2	6.6	5.8	7.6	8.4	9.9	7.0	7.2	7.1
<b>Your org</b>	9.2	6.0	7.0	6.3	5.3	7.5	8.2	9.4	6.7	7.2	6.8
<b>Responses</b>	118	119	118	115	112	118	118	118	118	119	119



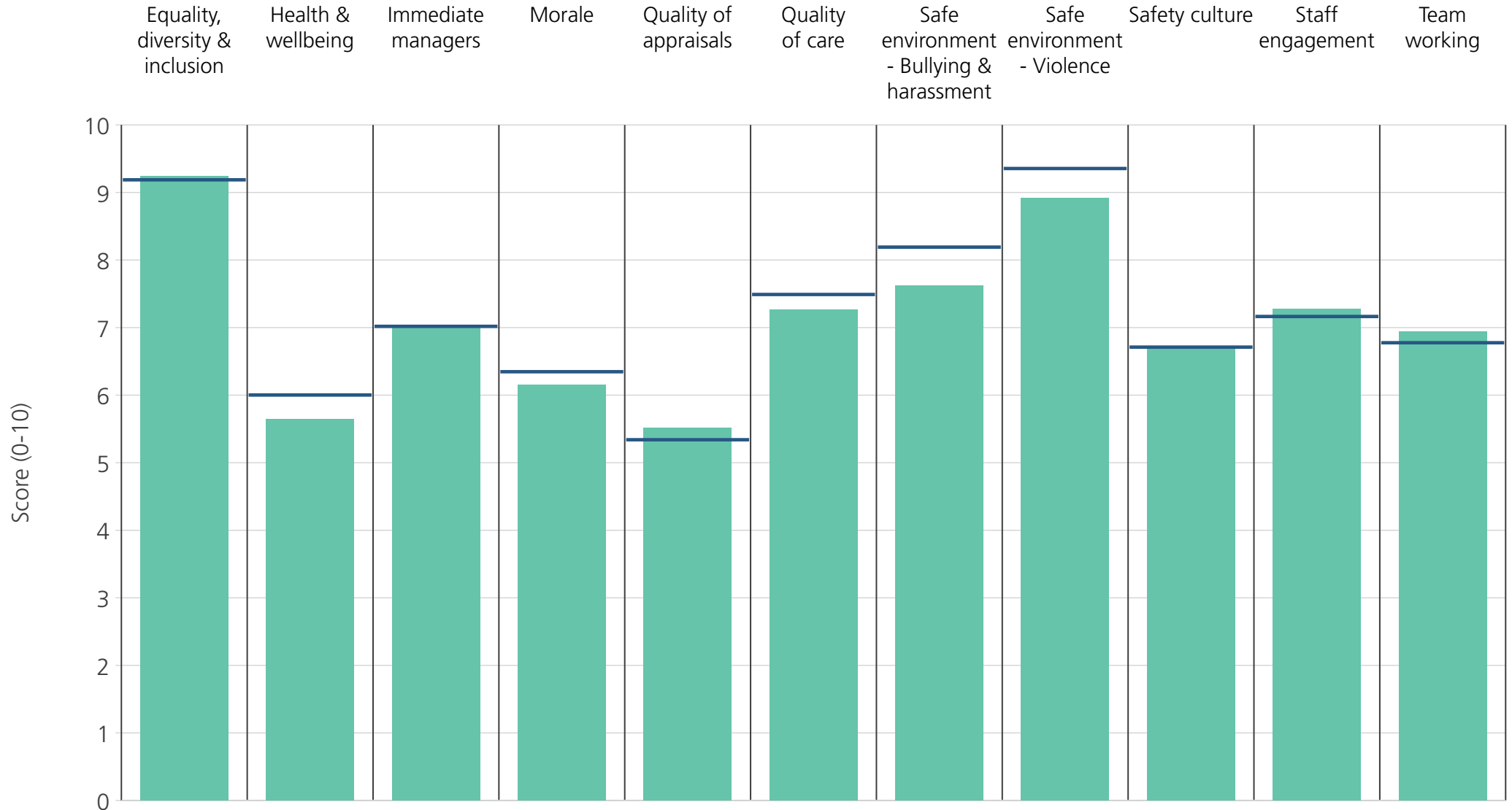
<b>Directorate</b>											
<b>Your org</b>	9.2	6.0	7.0	6.3	5.3	7.5	8.2	9.4	6.7	7.2	6.8
<b>Responses</b>	7	7	7	7	5	4	7	7	7	7	7



<b>Directorate</b>	9.8	6.5	8.0	7.2	5.9	7.8	8.9	9.8	7.3	7.8	7.4
<b>Your org</b>	9.2	6.0	7.0	6.3	5.3	7.5	8.2	9.4	6.7	7.2	6.8
<b>Responses</b>	18	18	18	18	14	17	18	18	18	18	18



<b>Directorate</b>	8.1	5.7	6.4	6.3	4.6	7.1	7.5	9.4	6.4	6.7	6.7
<b>Your org</b>	9.2	6.0	7.0	6.3	5.3	7.5	8.2	9.4	6.7	7.2	6.8
<b>Responses</b>	53	53	53	52	47	53	53	53	52	53	53



<b>Directorate</b>	9.2	5.6	7.0	6.2	5.5	7.3	7.6	8.9	6.7	7.3	6.9
<b>Your org</b>	9.2	6.0	7.0	6.3	5.3	7.5	8.2	9.4	6.7	7.2	6.8
<b>Responses</b>	252	250	252	249	240	249	252	252	252	253	254