

University Hospitals Coventry and Warwickshire NHS Trust

2019 NHS Staff Survey

Directorate Report

Contents

Introduction	3
Themes – Directorates 1	4
Add Prof Scientific and Technic	5
Additional Clinical Services	6
Administrative and Clerical	7
Allied Health Professionals	8
Healthcare Scientists	9
Medical and Dental	10
Nursing and Midwifery Registered	11
Themes – Directorates 2	12
Clinical Diagnostics	13
Clinical Support Services	14
Core Services	15
Emergency Medicine	16
Medicine	17
Surgical Services	18
Trauma and Neuro Services	19
Women and Children	20

This directorate report for University Hospitals Coventry and Warwickshire NHS Trust contains results by directorate for themes from the 2019 NHS Staff Survey. These results are compared to the unweighted average for your organisation.

Please note: It is possible that there are differences between the 'Your org' scores reported in this directorate report and those in the benchmark report. This is because the results in the benchmark report are weighted to allow for fair comparisons between organisations of a similar type. However, in this report comparisons are made within your organisation so the unweighted organisation result is a more appropriate point of comparison.

The directorate breakdowns used in this report were provided and defined by University Hospitals Coventry and Warwickshire NHS Trust. Details of how the theme scores were calculated are included in the Technical Document, available to download from our [results website](#).

Key features

Breakdown type and **directorate name** are specified in the header. Black text in the header is hyperlinked: clicking on '2019 NHS Staff Survey Results' navigates back to the contents page.

Directorate results are presented in the context of the (unweighted) **organisation average ('Your org')**, so it is easy to tell if a directorate is performing better or worse than the organisation average. For all themes, a higher score is a better result than a lower score.

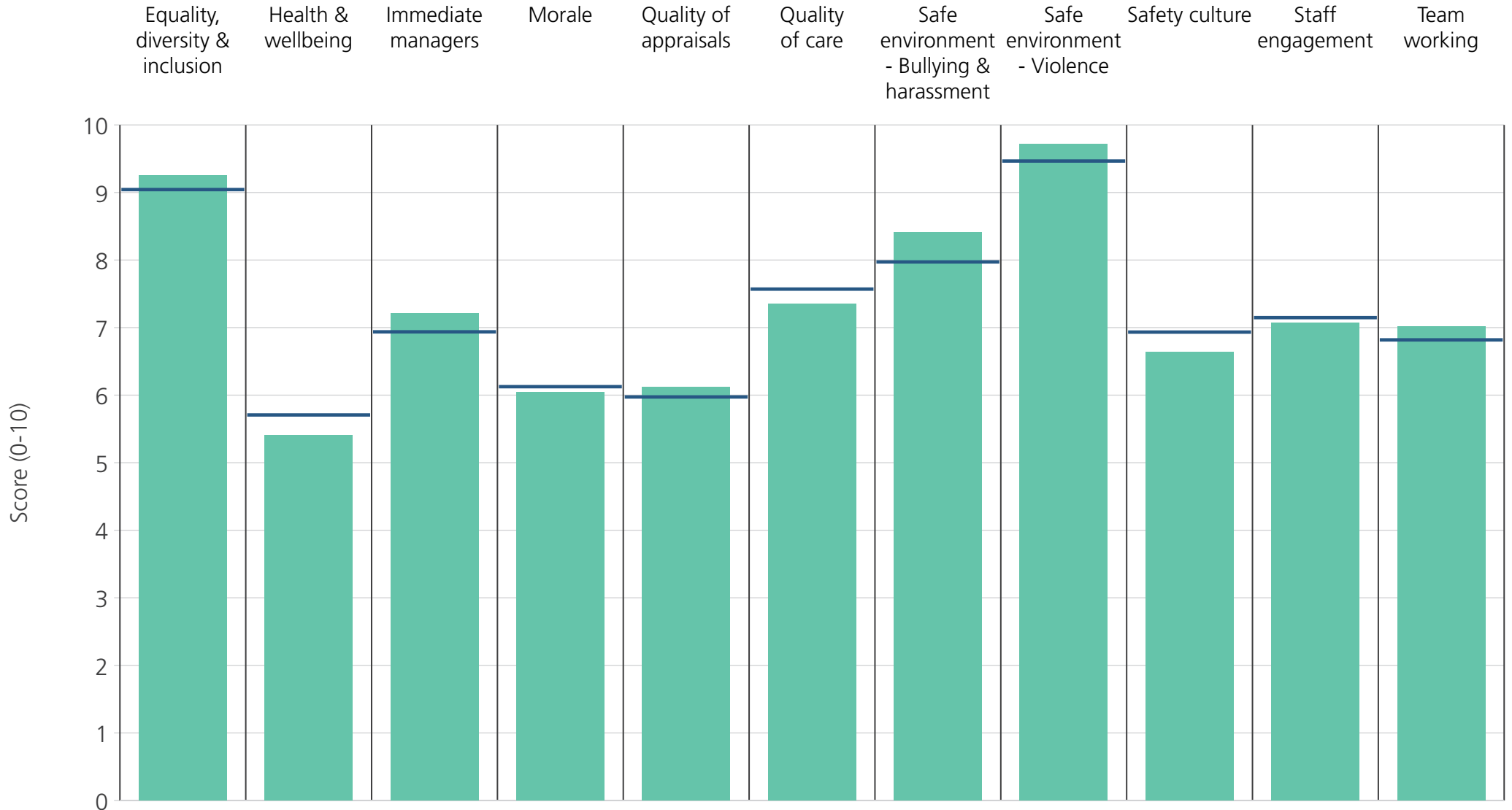
The **number of responses** feeding into each theme score **for the given directorate** is specified below the table containing the directorate and trust scores.



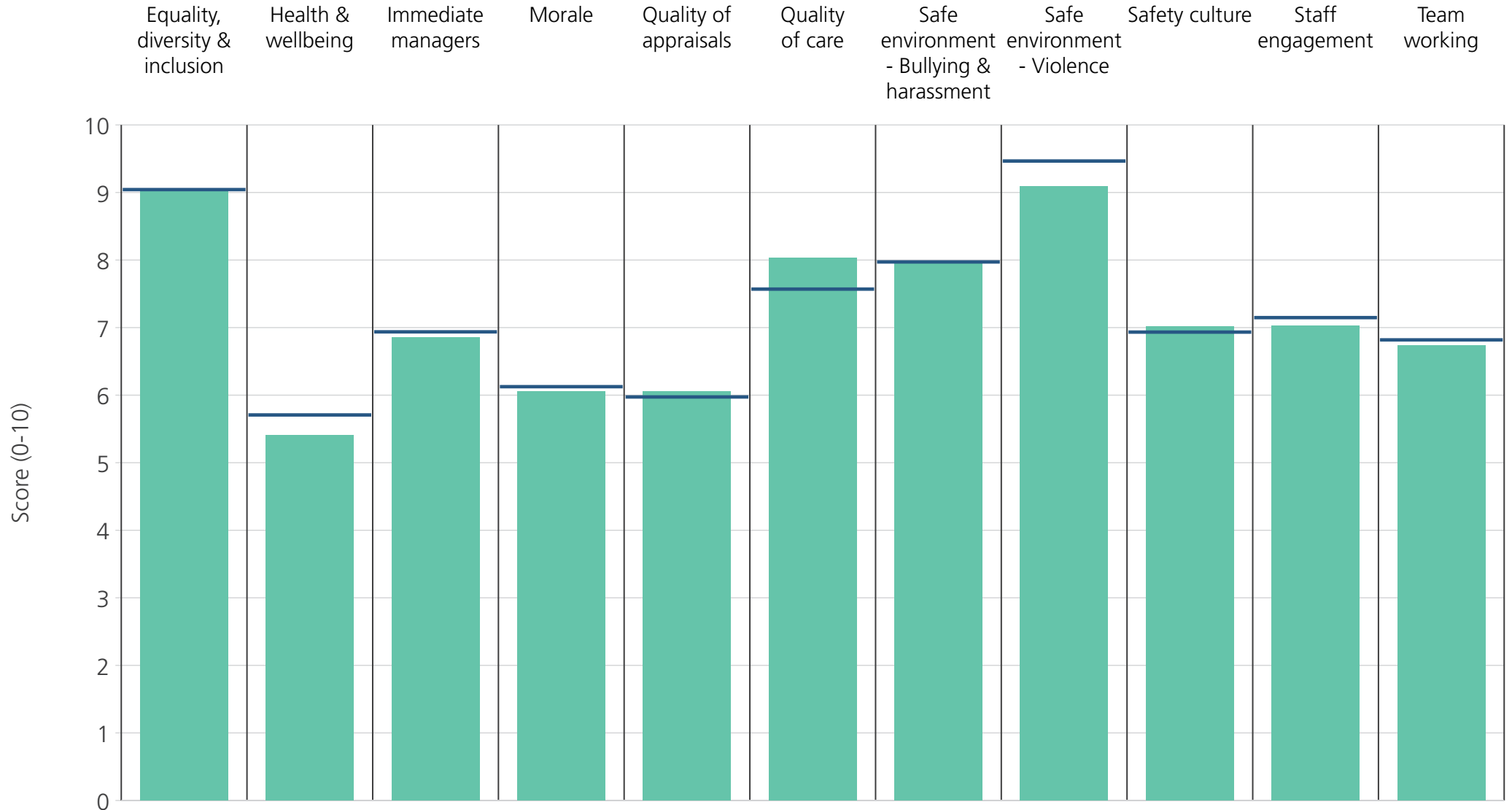
! Note: when there are less than 11 responses in a group, results are suppressed to protect staff confidentiality

Directorates 1

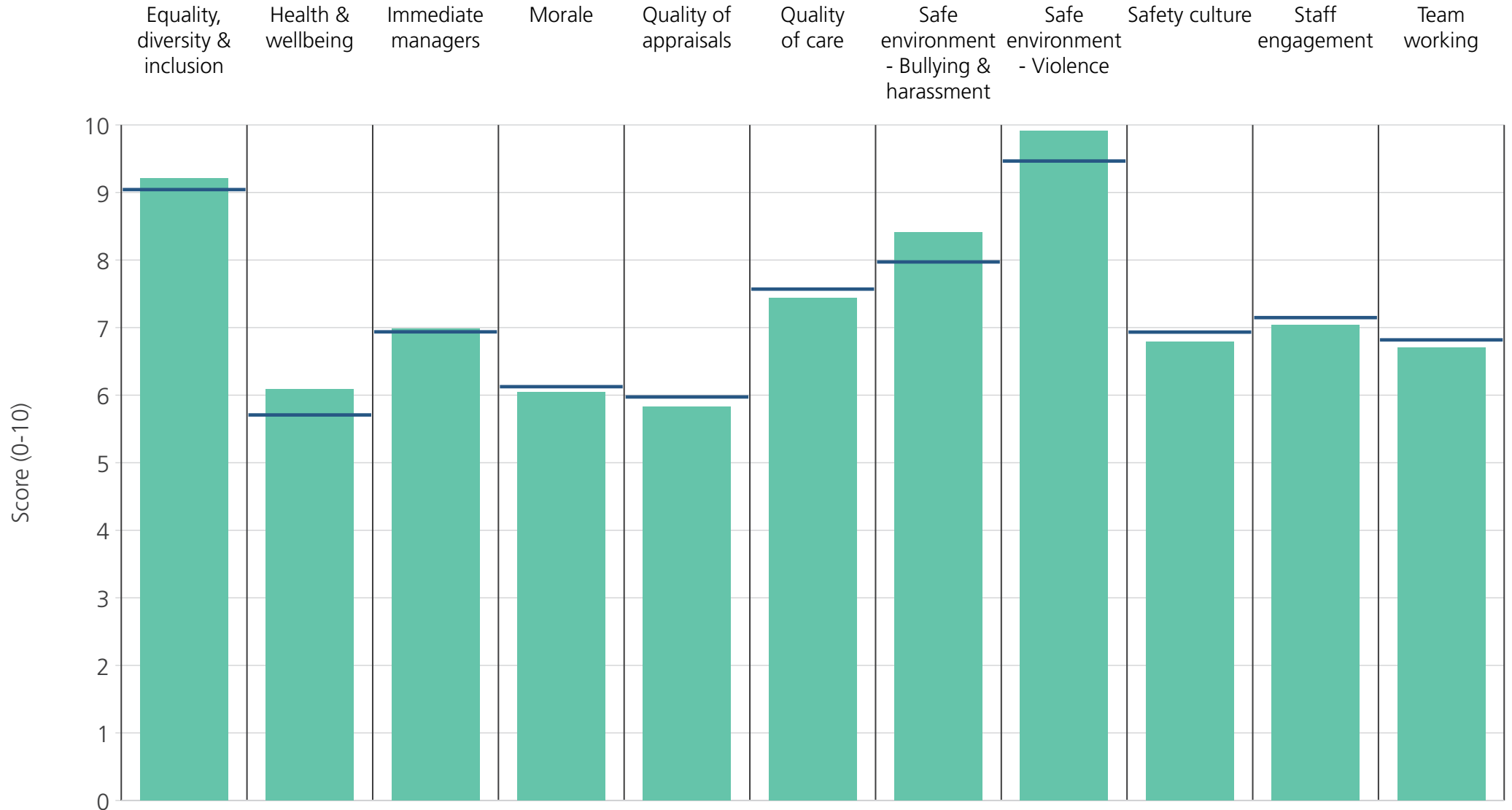
University Hospitals Coventry and Warwickshire NHS Trust
2019 NHS Staff Survey Results



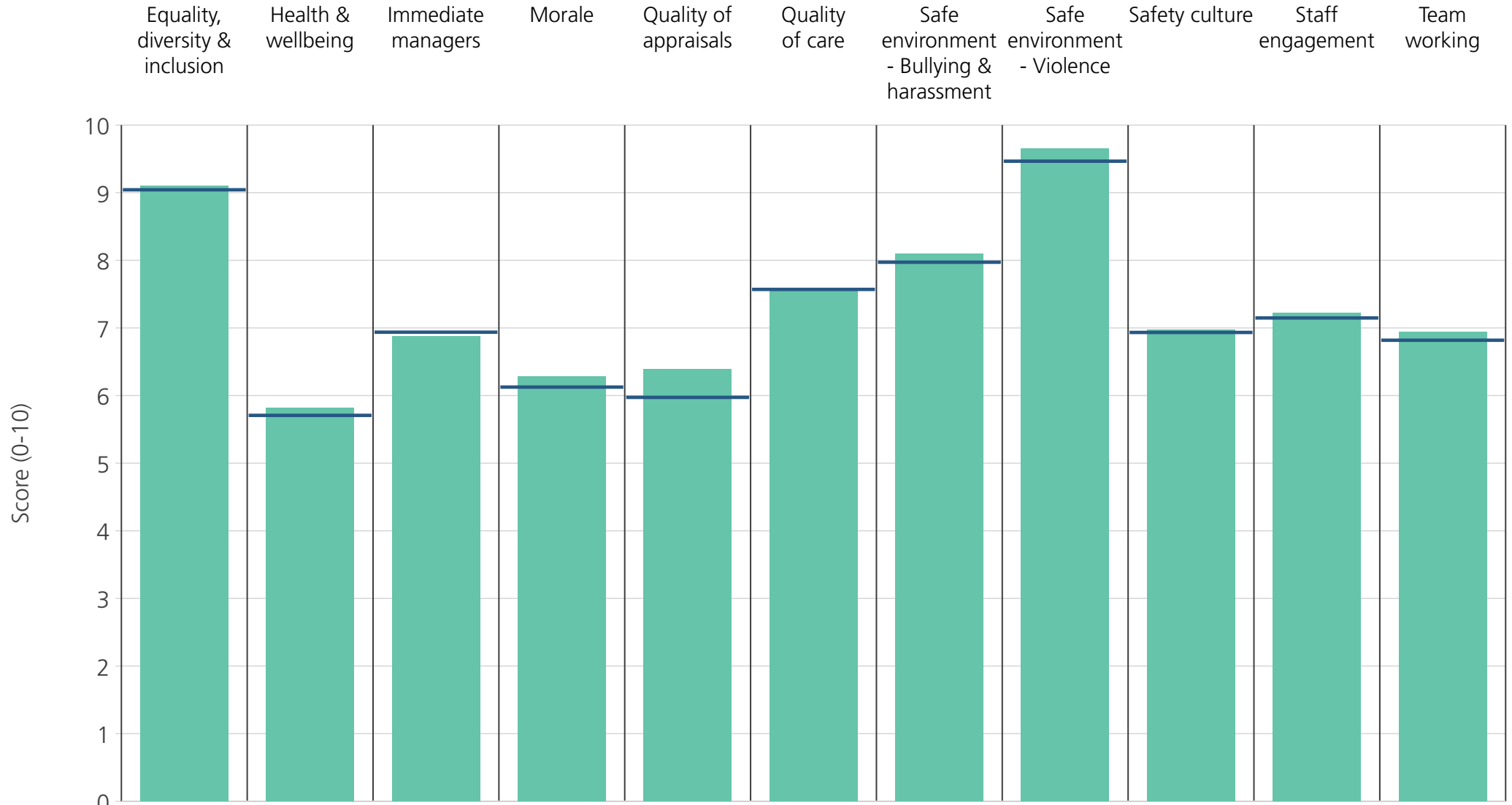
Directorate	9.3	5.4	7.2	6.0	6.1	7.3	8.4	9.7	6.6	7.1	7.0
Your org	9.0	5.7	6.9	6.1	6.0	7.6	8.0	9.5	6.9	7.1	6.8
Responses	124	125	125	123	117	122	124	125	124	125	121



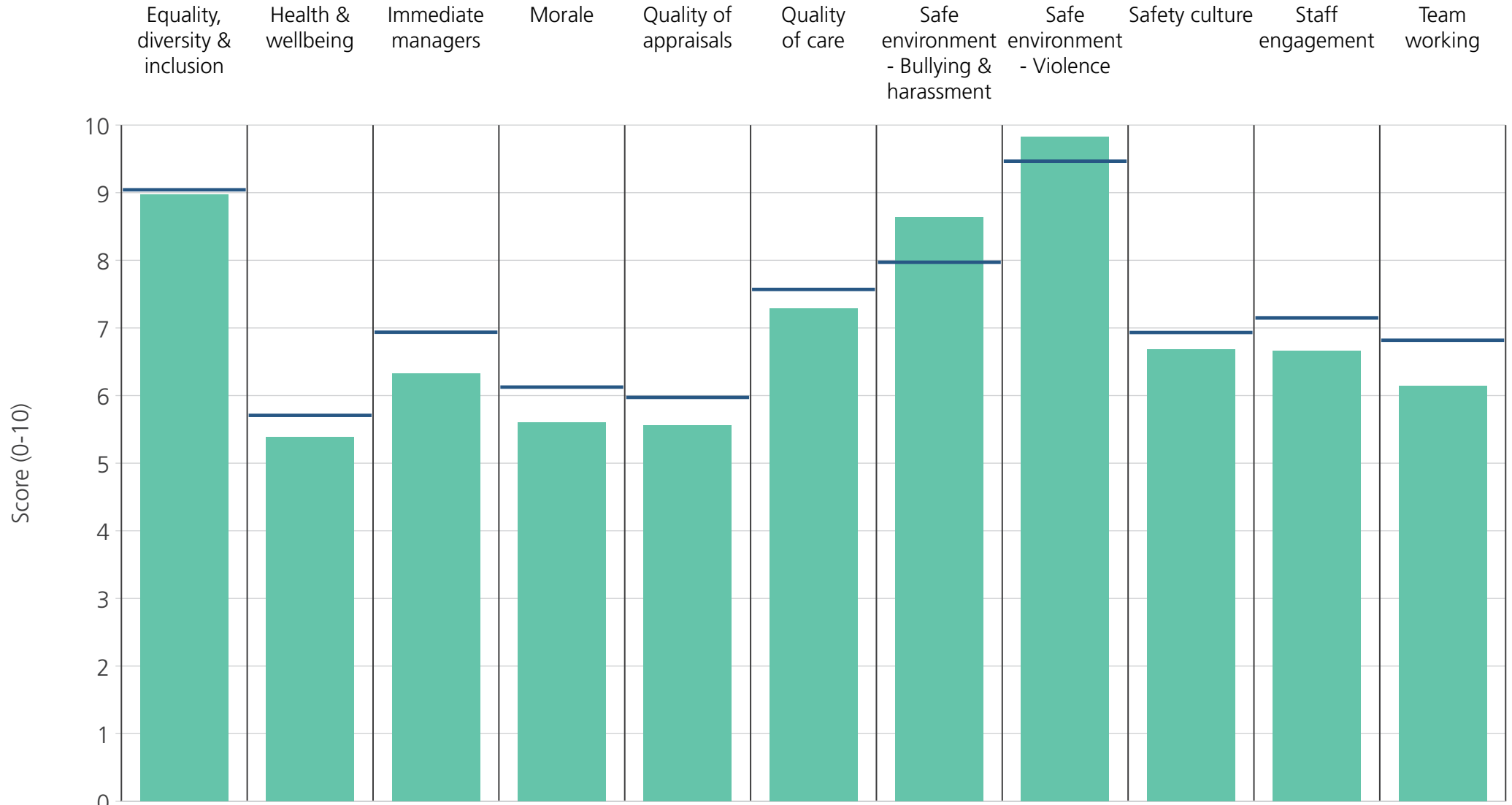
Directorate	9.0	5.4	6.9	6.1	6.1	8.0	8.0	9.1	7.0	7.0	6.7
Your org	9.0	5.7	6.9	6.1	6.0	7.6	8.0	9.5	6.9	7.1	6.8
Responses	606	611	610	603	539	583	604	607	609	616	602



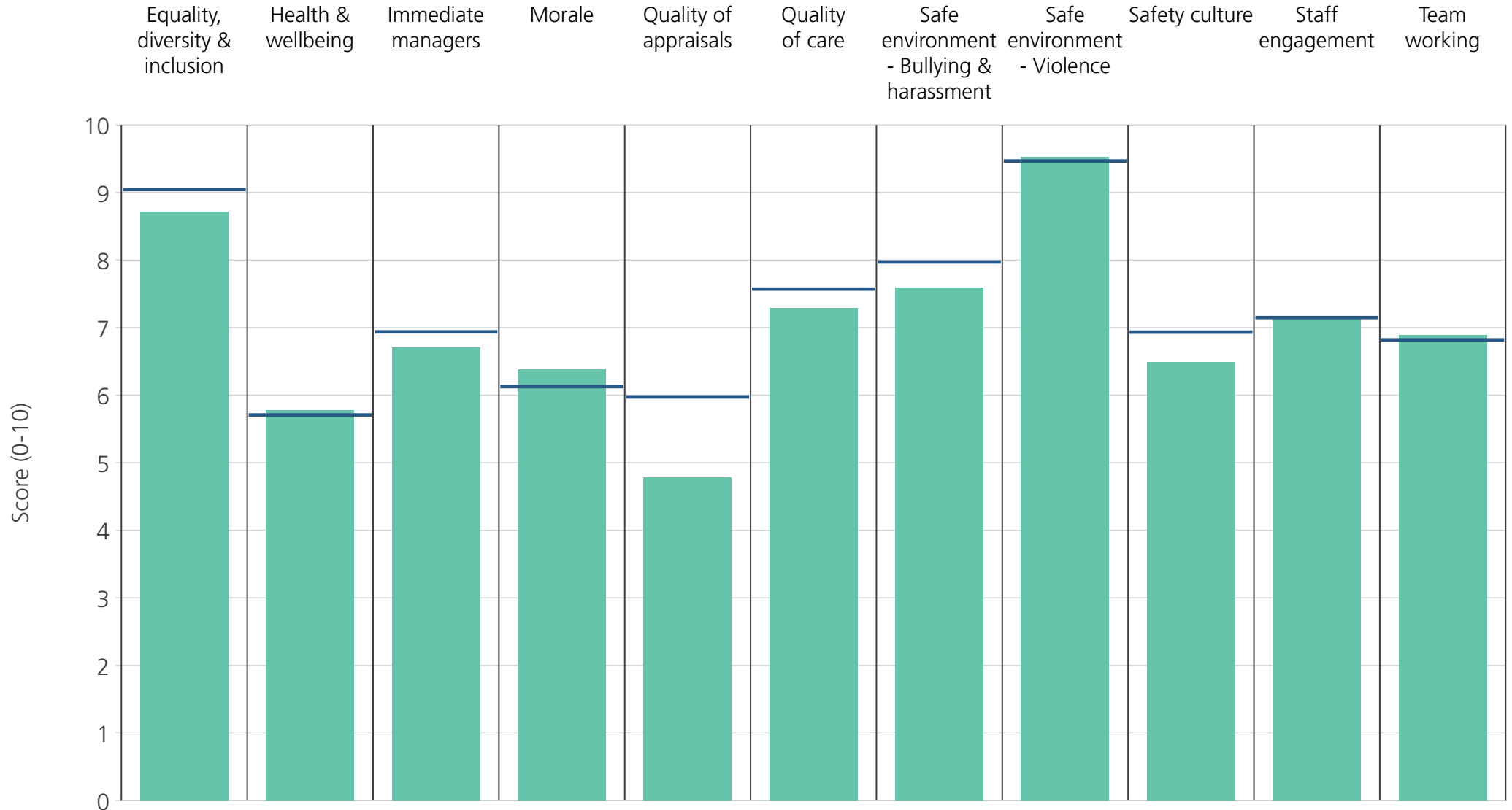
Directorate	9.2	6.1	7.0	6.0	5.8	7.4	8.4	9.9	6.8	7.0	6.7
Your org	9.0	5.7	6.9	6.1	6.0	7.6	8.0	9.5	6.9	7.1	6.8
Responses	765	770	773	763	690	491	766	766	763	777	761



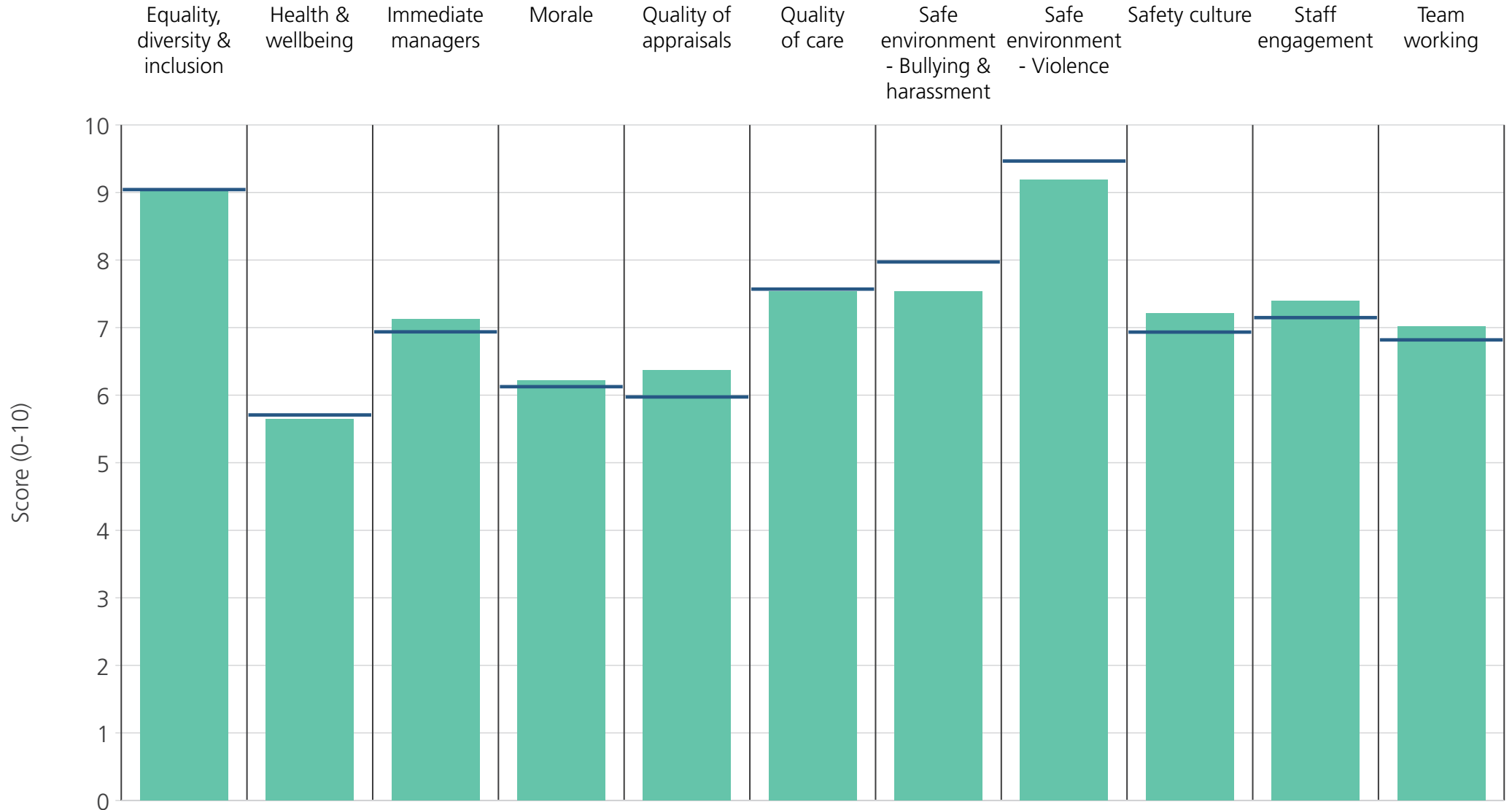
Directorate	9.1	5.8	6.9	6.3	6.4	7.6	8.1	9.7	7.0	7.2	6.9
Your org	9.0	5.7	6.9	6.1	6.0	7.6	8.0	9.5	6.9	7.1	6.8
Responses	232	231	235	230	223	235	230	233	231	235	233



Directorate	9.0	5.4	6.3	5.6	5.6	7.3	8.6	9.8	6.7	6.7	6.1
Your org	9.0	5.7	6.9	6.1	6.0	7.6	8.0	9.5	6.9	7.1	6.8
Responses	192	194	195	194	178	184	194	193	193	196	192



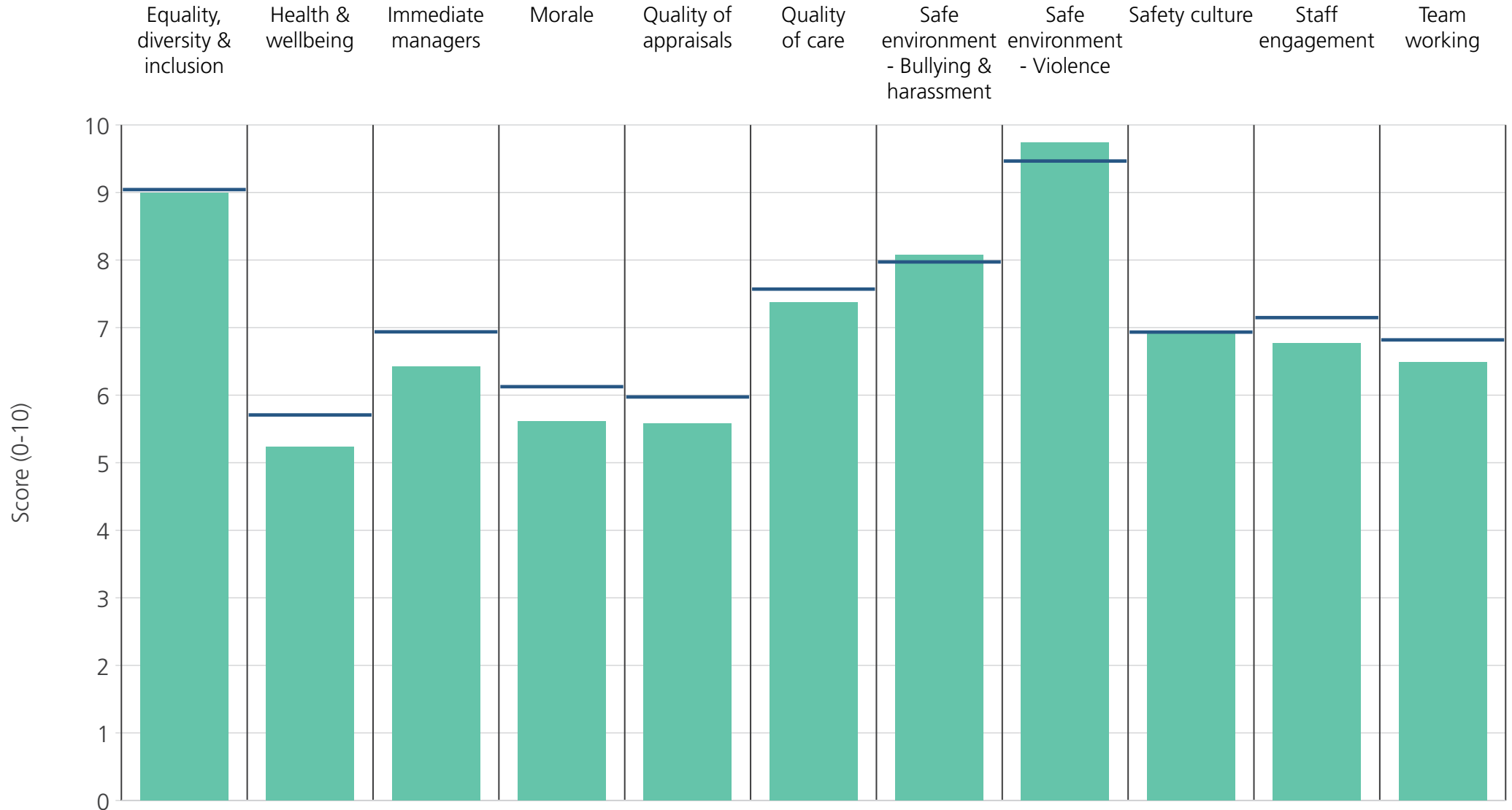
Directorate	8.7	5.8	6.7	6.4	4.8	7.3	7.6	9.5	6.5	7.2	6.9
Your org	9.0	5.7	6.9	6.1	6.0	7.6	8.0	9.5	6.9	7.1	6.8
Responses	323	326	329	320	292	330	323	324	323	331	328



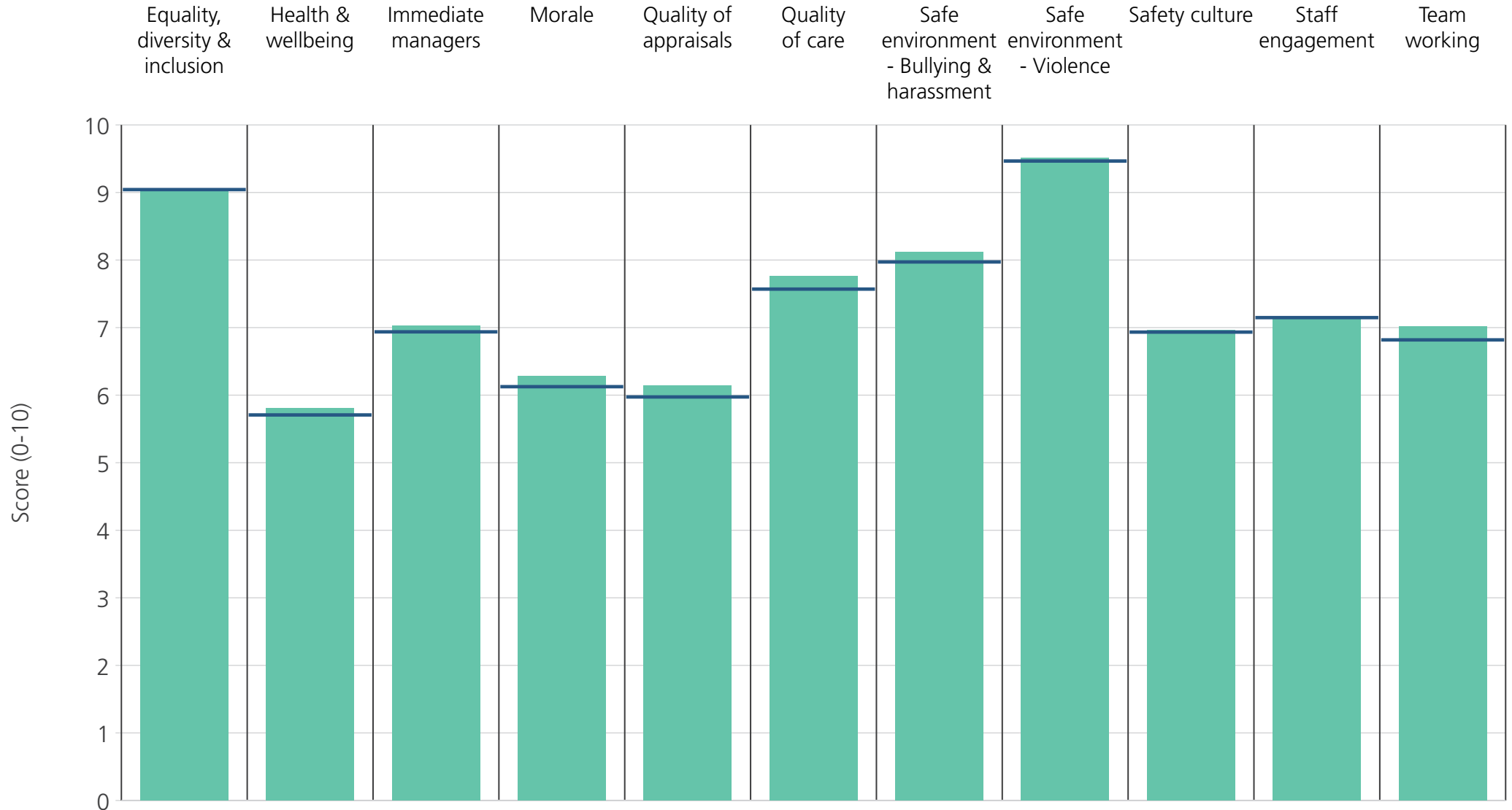
Directorate	9.0	5.6	7.1	6.2	6.4	7.5	7.5	9.2	7.2	7.4	7.0
Your org	9.0	5.7	6.9	6.1	6.0	7.6	8.0	9.5	6.9	7.1	6.8
Responses	994	1009	1013	992	926	1007	1000	999	1005	1018	1006

Directorates 2

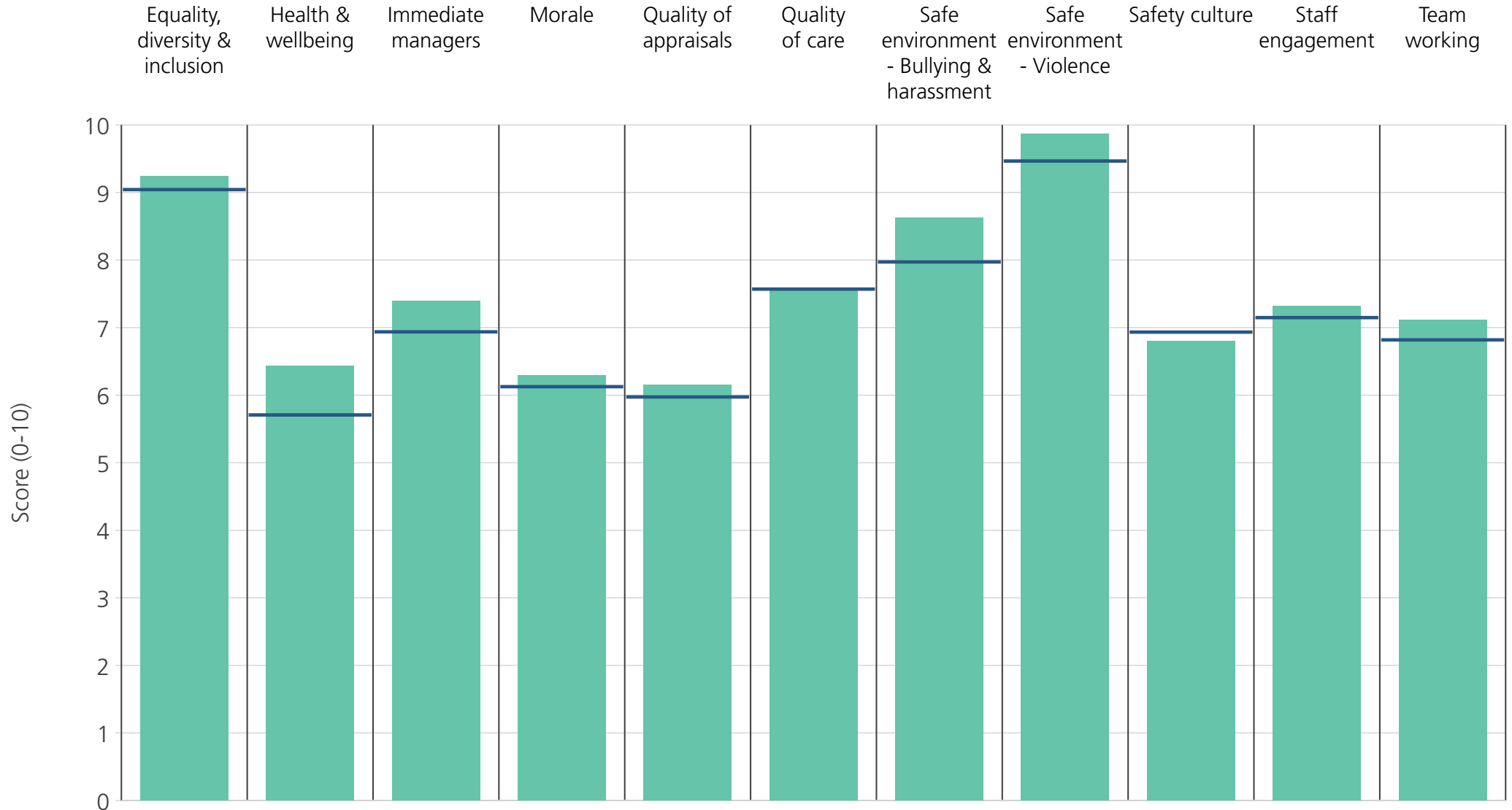
University Hospitals Coventry and Warwickshire NHS Trust
2019 NHS Staff Survey Results



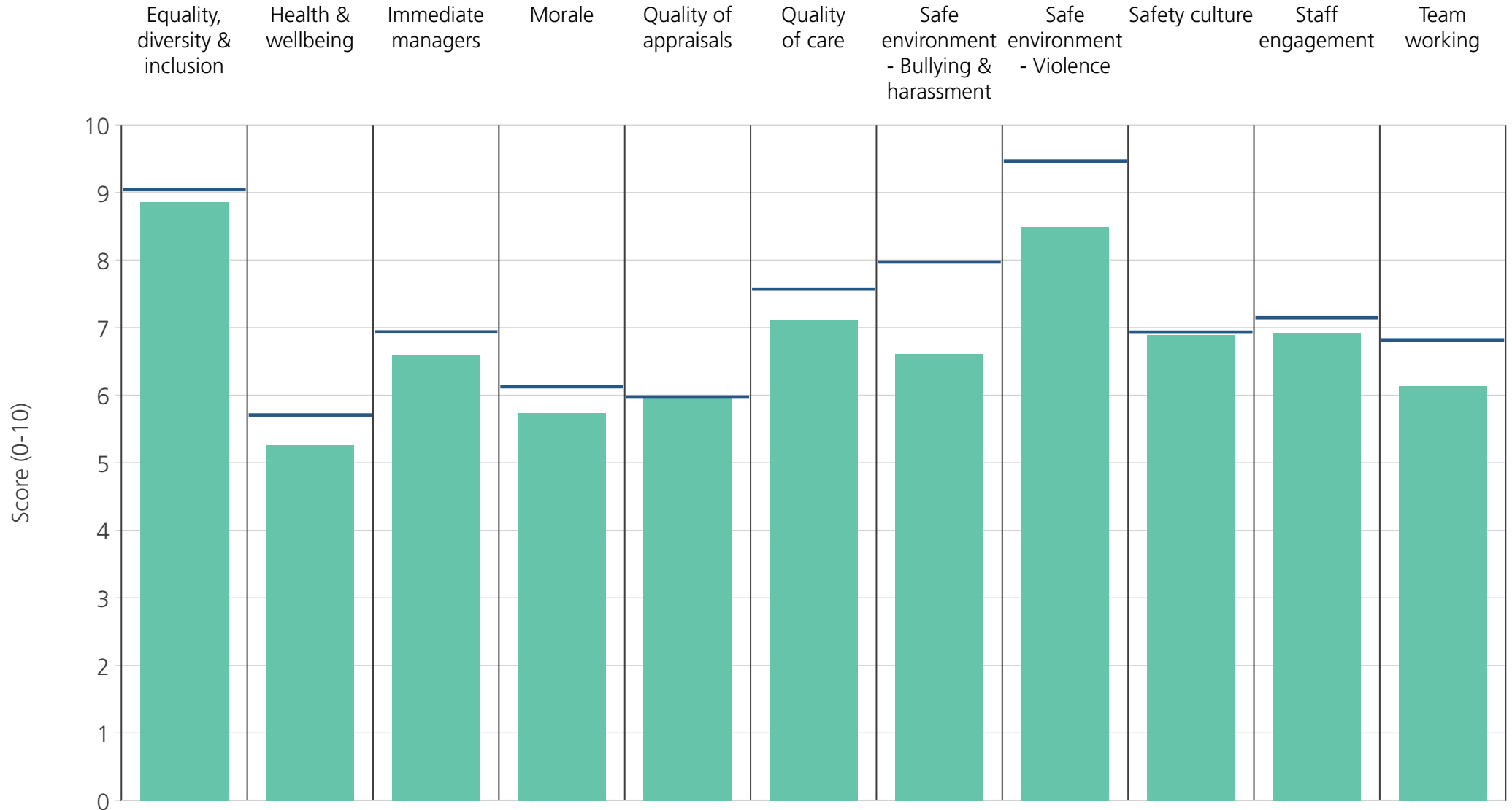
Directorate	9.0	5.2	6.4	5.6	5.6	7.4	8.1	9.7	6.9	6.8	6.5
Your org	9.0	5.7	6.9	6.1	6.0	7.6	8.0	9.5	6.9	7.1	6.8
Responses	435	440	443	434	408	414	439	438	437	446	439



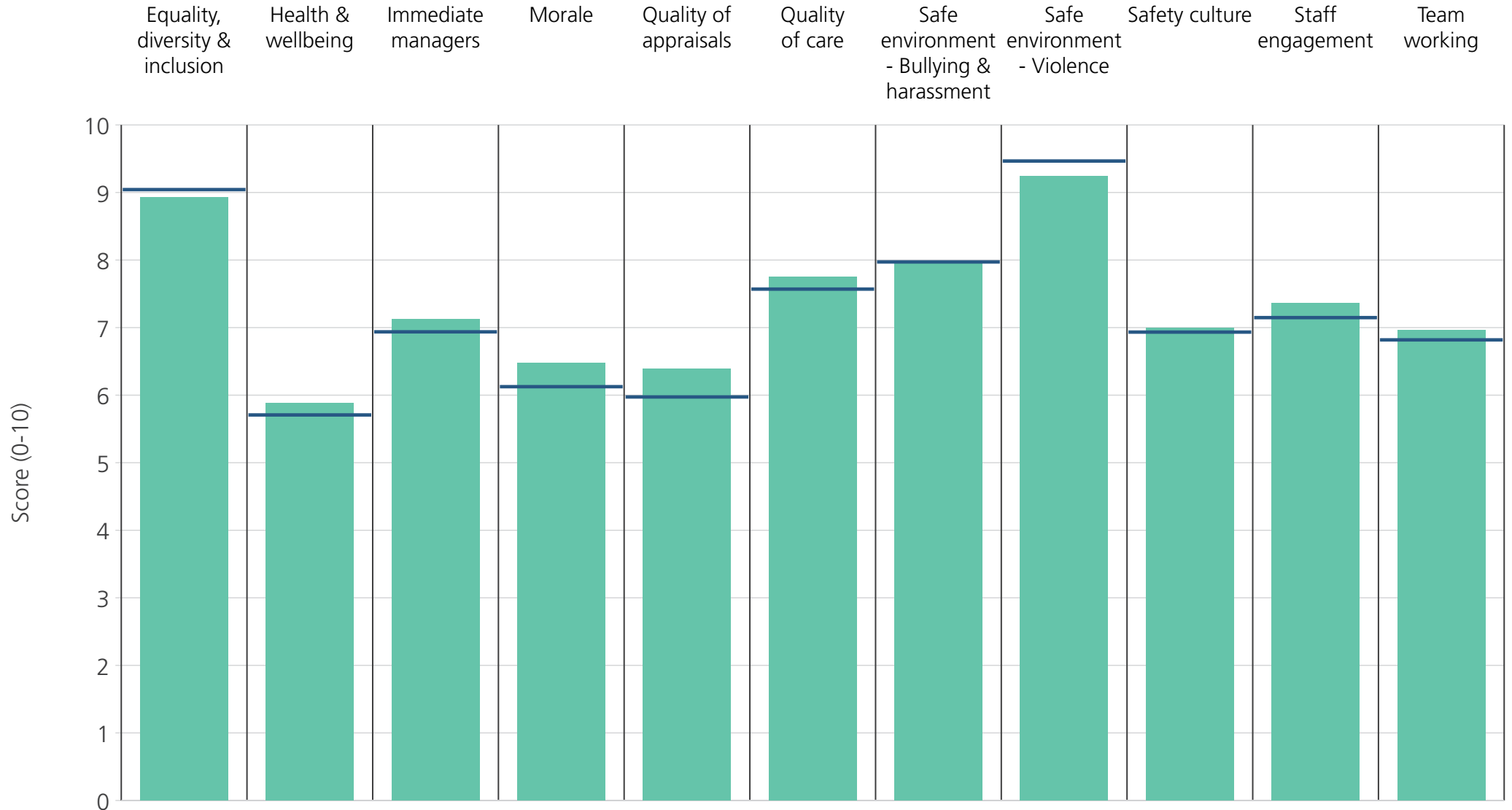
Directorate	9.0	5.8	7.0	6.3	6.1	7.8	8.1	9.5	7.0	7.2	7.0
Your org	9.0	5.7	6.9	6.1	6.0	7.6	8.0	9.5	6.9	7.1	6.8
Responses	680	688	689	674	647	655	678	685	681	695	680



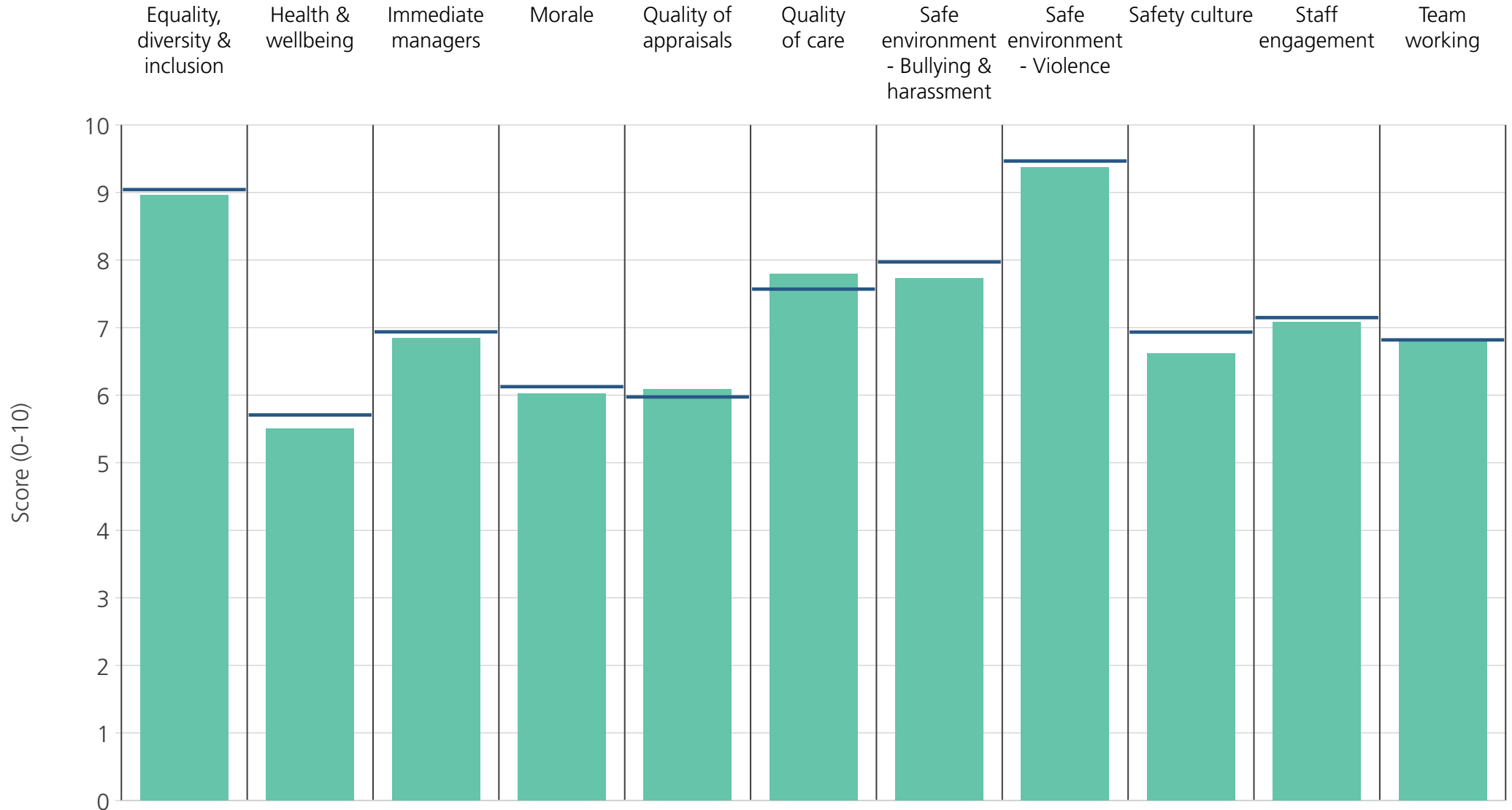
Directorate	9.2	6.4	7.4	6.3	6.1	7.6	8.6	9.9	6.8	7.3	7.1
Your org	9.0	5.7	6.9	6.1	6.0	7.6	8.0	9.5	6.9	7.1	6.8
Responses	559	561	563	559	506	329	563	559	559	565	556



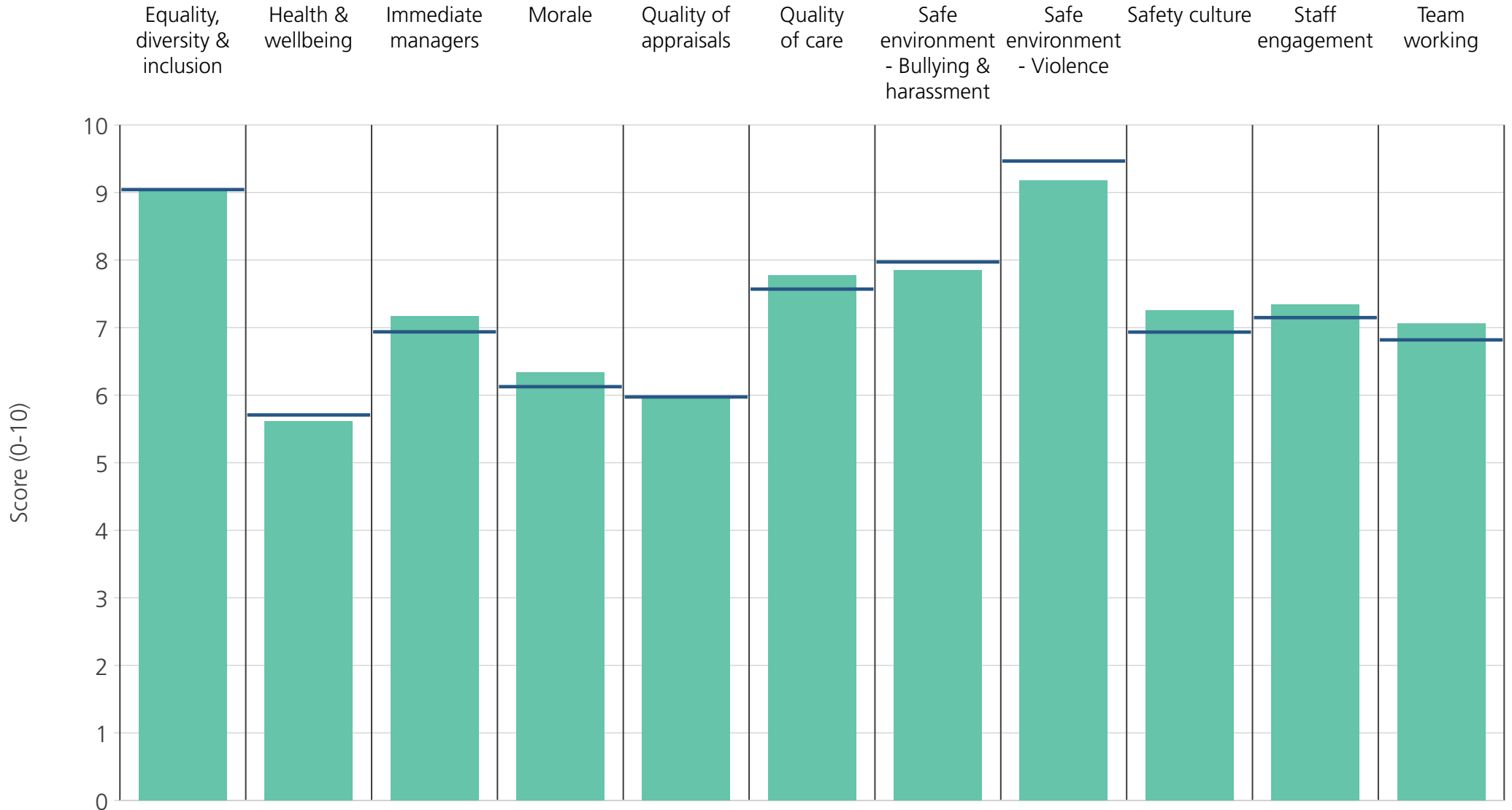
Directorate	8.9	5.3	6.6	5.7	6.0	7.1	6.6	8.5	6.9	6.9	6.1
Your org	9.0	5.7	6.9	6.1	6.0	7.6	8.0	9.5	6.9	7.1	6.8
Responses	215	216	217	212	184	215	212	215	215	220	217



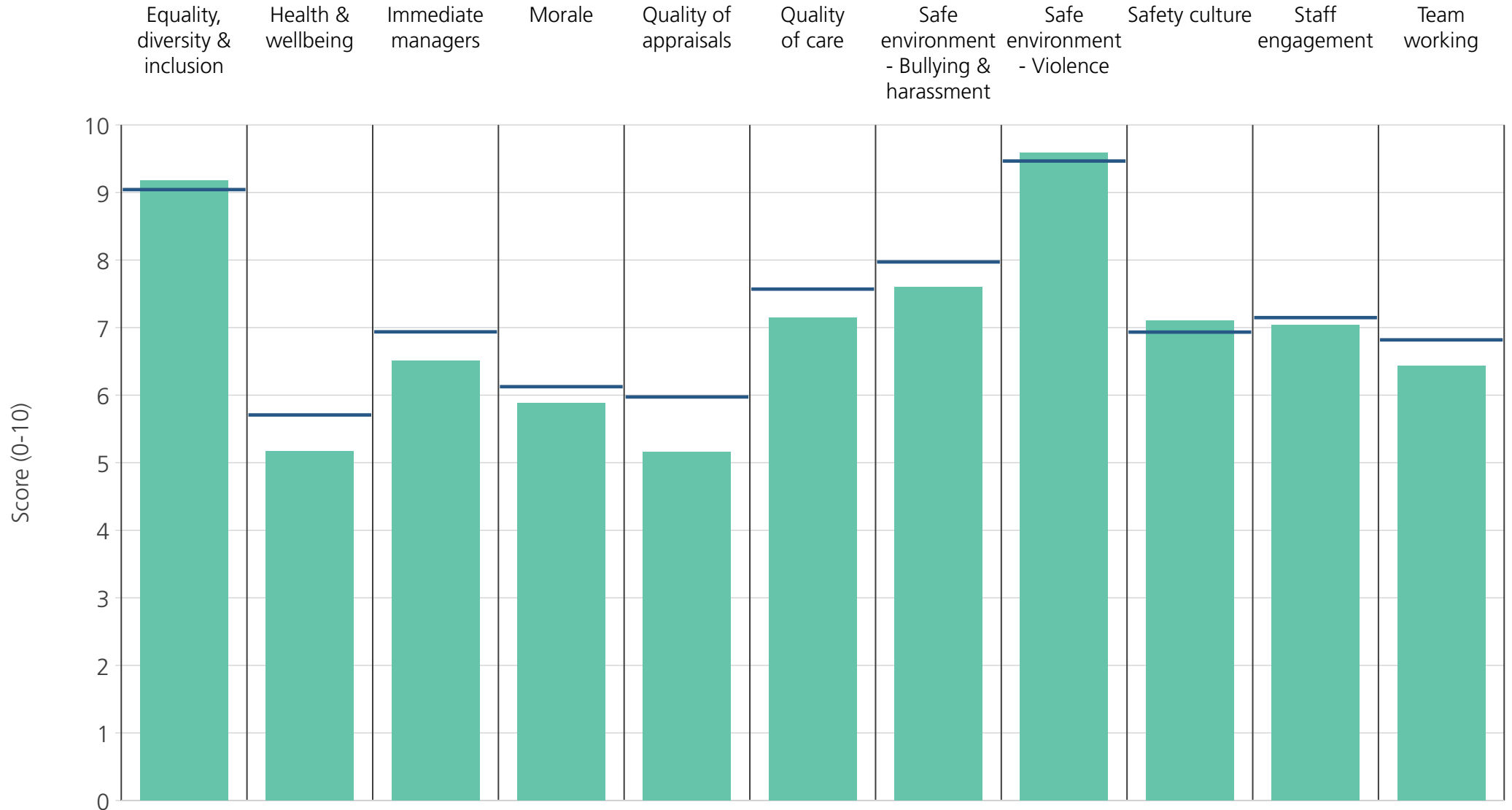
Directorate	8.9	5.9	7.1	6.5	6.4	7.7	8.0	9.2	7.0	7.4	7.0
Your org	9.0	5.7	6.9	6.1	6.0	7.6	8.0	9.5	6.9	7.1	6.8
Responses	493	498	503	489	431	491	493	491	494	503	494



Directorate	9.0	5.5	6.8	6.0	6.1	7.8	7.7	9.4	6.6	7.1	6.8
Your org	9.0	5.7	6.9	6.1	6.0	7.6	8.0	9.5	6.9	7.1	6.8
Responses	285	285	287	285	265	283	282	283	286	291	289



Directorate	9.0	5.6	7.2	6.3	6.0	7.8	7.8	9.2	7.3	7.3	7.1
Your org	9.0	5.7	6.9	6.1	6.0	7.6	8.0	9.5	6.9	7.1	6.8
Responses	244	248	248	246	221	242	246	246	247	247	245



Directorate	9.2	5.2	6.5	5.9	5.2	7.1	7.6	9.6	7.1	7.0	6.4
Your org	9.0	5.7	6.9	6.1	6.0	7.6	8.0	9.5	6.9	7.1	6.8
Responses	325	330	330	326	303	323	328	330	329	331	323