

Birmingham Women's and Children's NHS Foundation Trust

2019 NHS Staff Survey

Directorate Report

Contents

Introduction	3
Themes – Directorates 1	4
Add Prof Scientific and Technic	5
Additional Clinical Services	6
Administrative and Clerical	7
Allied Health Professionals	8
Estates and Ancillary	9
Healthcare Scientists	10
Medical and Dental	11
Nursing and Midwifery Registered	12
Themes – Directorates 2	13
231 Division of Women's Services	14
284 Division of Corporate Services	15
284 Division of Mental Health Services	16
284 NG Division of Medicine	17
284 NG Division of Surgery	18

This directorate report for Birmingham Women's and Children's NHS Foundation Trust contains results by directorate for themes from the 2019 NHS Staff Survey. These results are compared to the unweighted average for your organisation.

Please note: It is possible that there are differences between the 'Your org' scores reported in this directorate report and those in the benchmark report. This is because the results in the benchmark report are weighted to allow for fair comparisons between organisations of a similar type. However, in this report comparisons are made within your organisation so the unweighted organisation result is a more appropriate point of comparison.

The directorate breakdowns used in this report were provided and defined by Birmingham Women's and Children's NHS Foundation Trust. Details of how the theme scores were calculated are included in the Technical Document, available to download from our [results website](#).

Key features

Breakdown type and **directorate name** are specified in the header. Black text in the header is hyperlinked: clicking on '2019 NHS Staff Survey Results' navigates back to the contents page.

Directorate results are presented in the context of the (unweighted) **organisation average ('Your org')**, so it is easy to tell if a directorate is performing better or worse than the organisation average. For all themes, a higher score is a better result than a lower score.

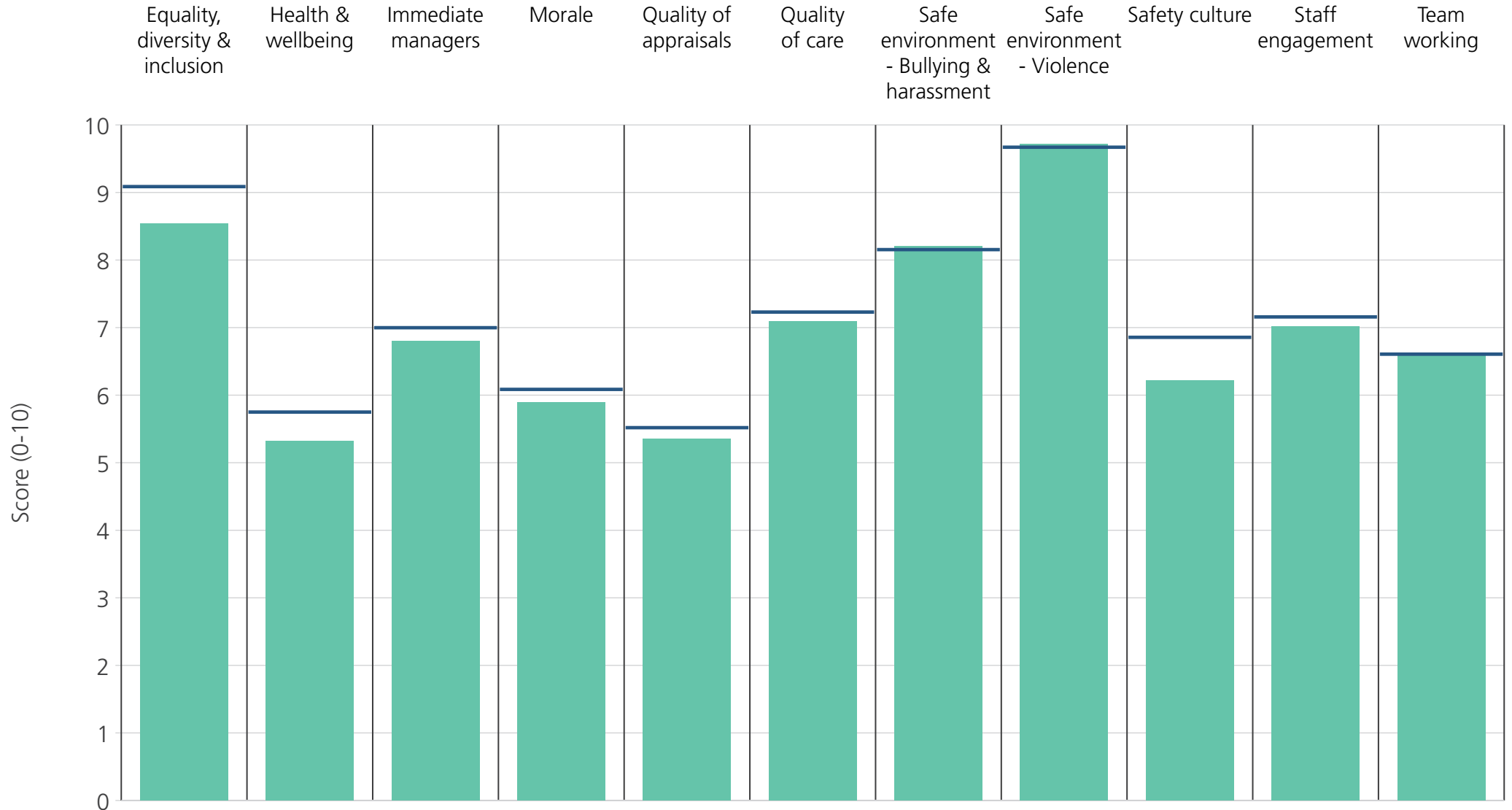
The **number of responses** feeding into each theme score **for the given directorate** is specified below the table containing the directorate and trust scores.



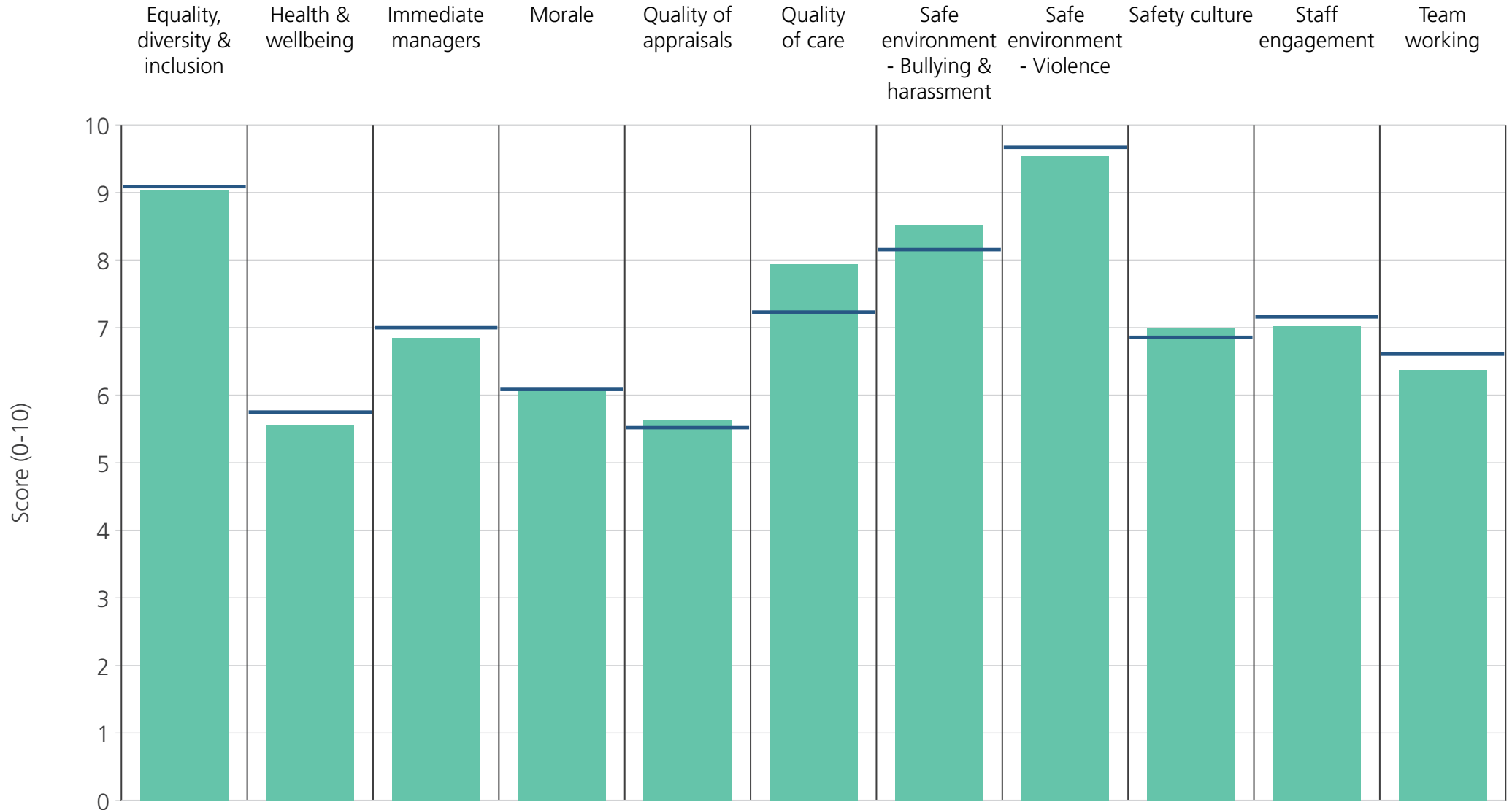
! Note: when there are less than 11 responses in a group, results are suppressed to protect staff confidentiality

Directorates 1

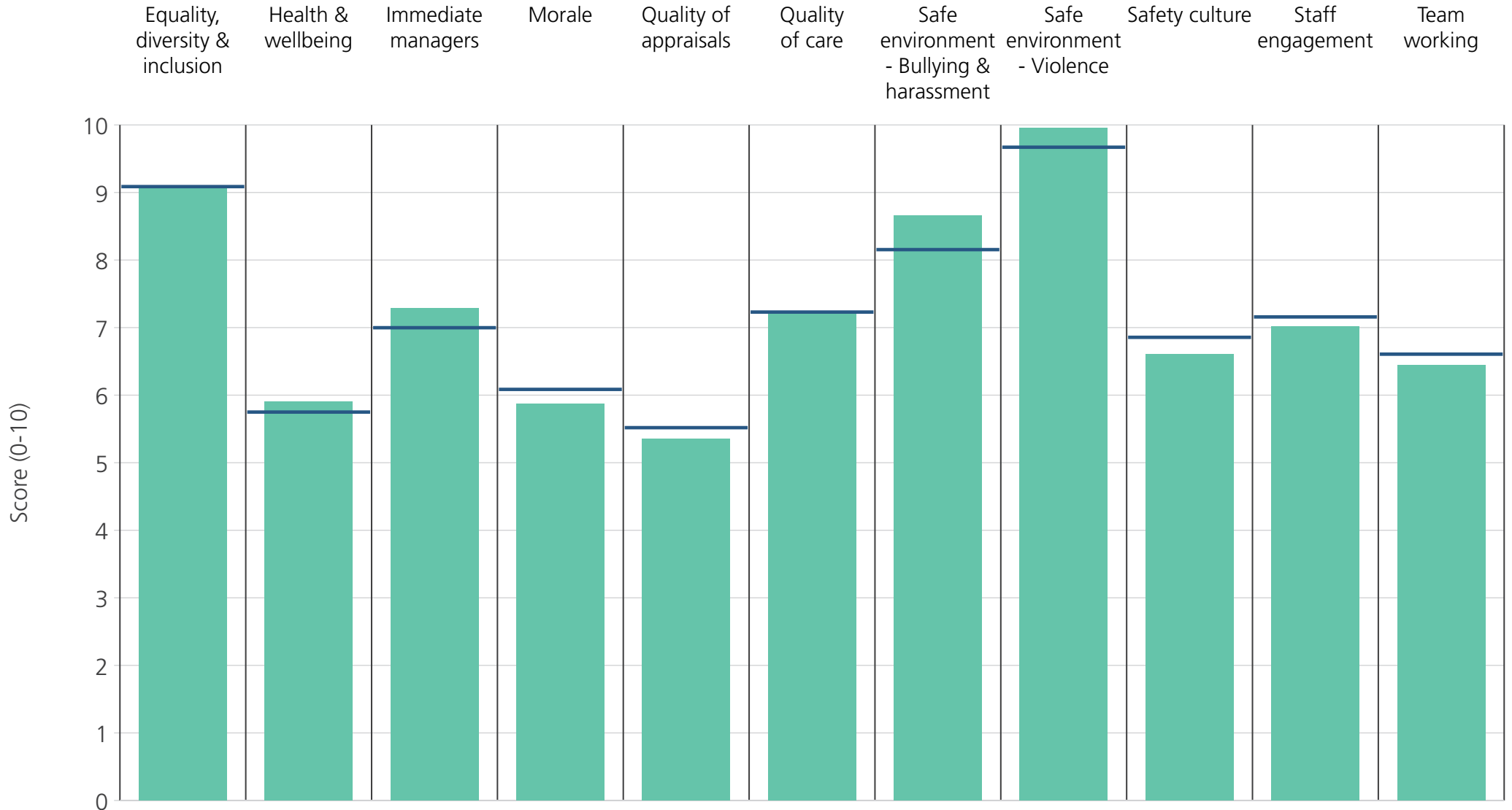
Birmingham Women's and Children's NHS Foundation Trust
2019 NHS Staff Survey Results



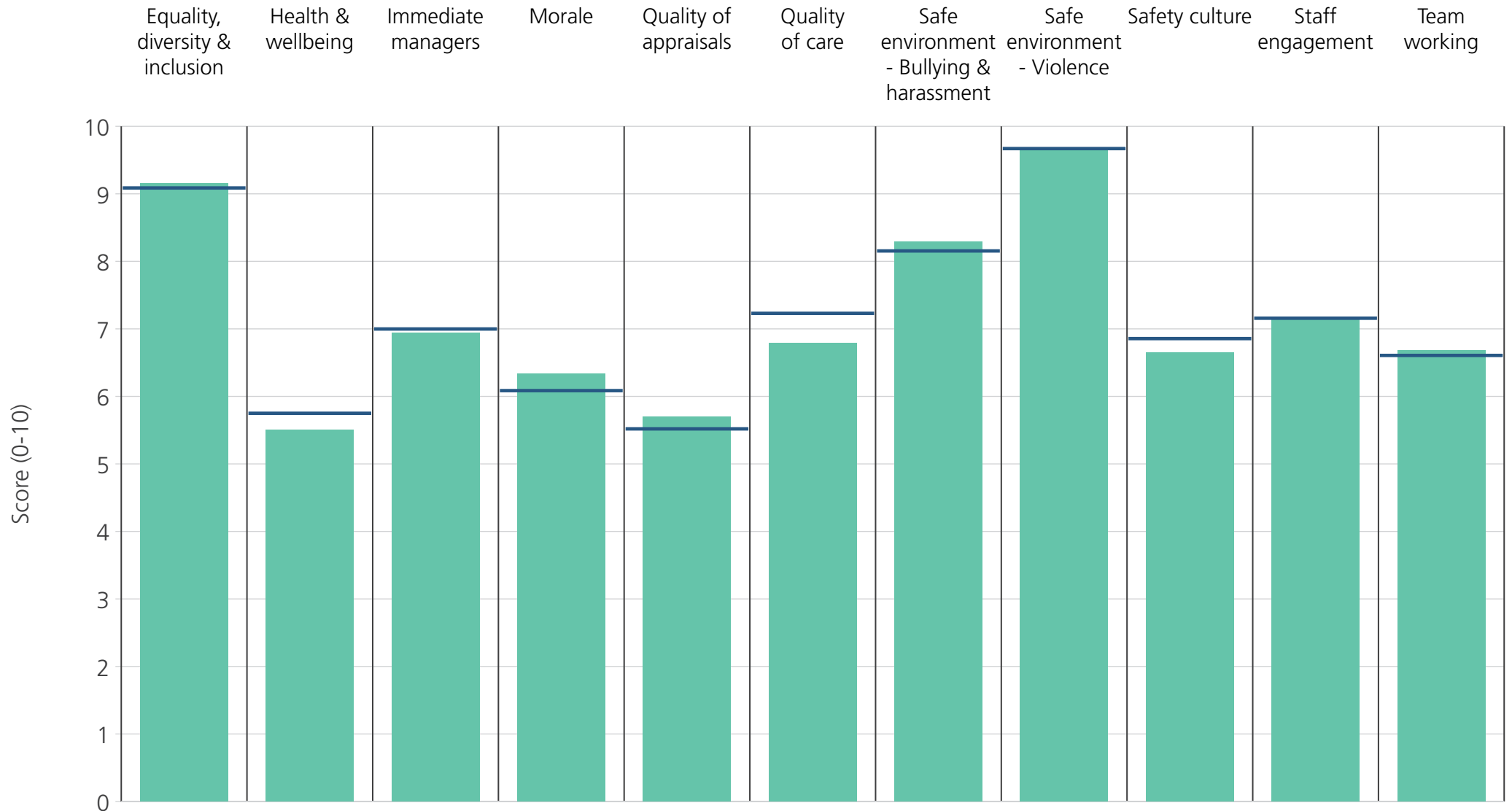
Directorate	8.5	5.3	6.8	5.9	5.4	7.1	8.2	9.7	6.2	7.0	6.6
Your org	9.1	5.7	7.0	6.1	5.5	7.2	8.2	9.7	6.9	7.2	6.6
Responses	105	106	105	104	89	105	106	106	105	106	105



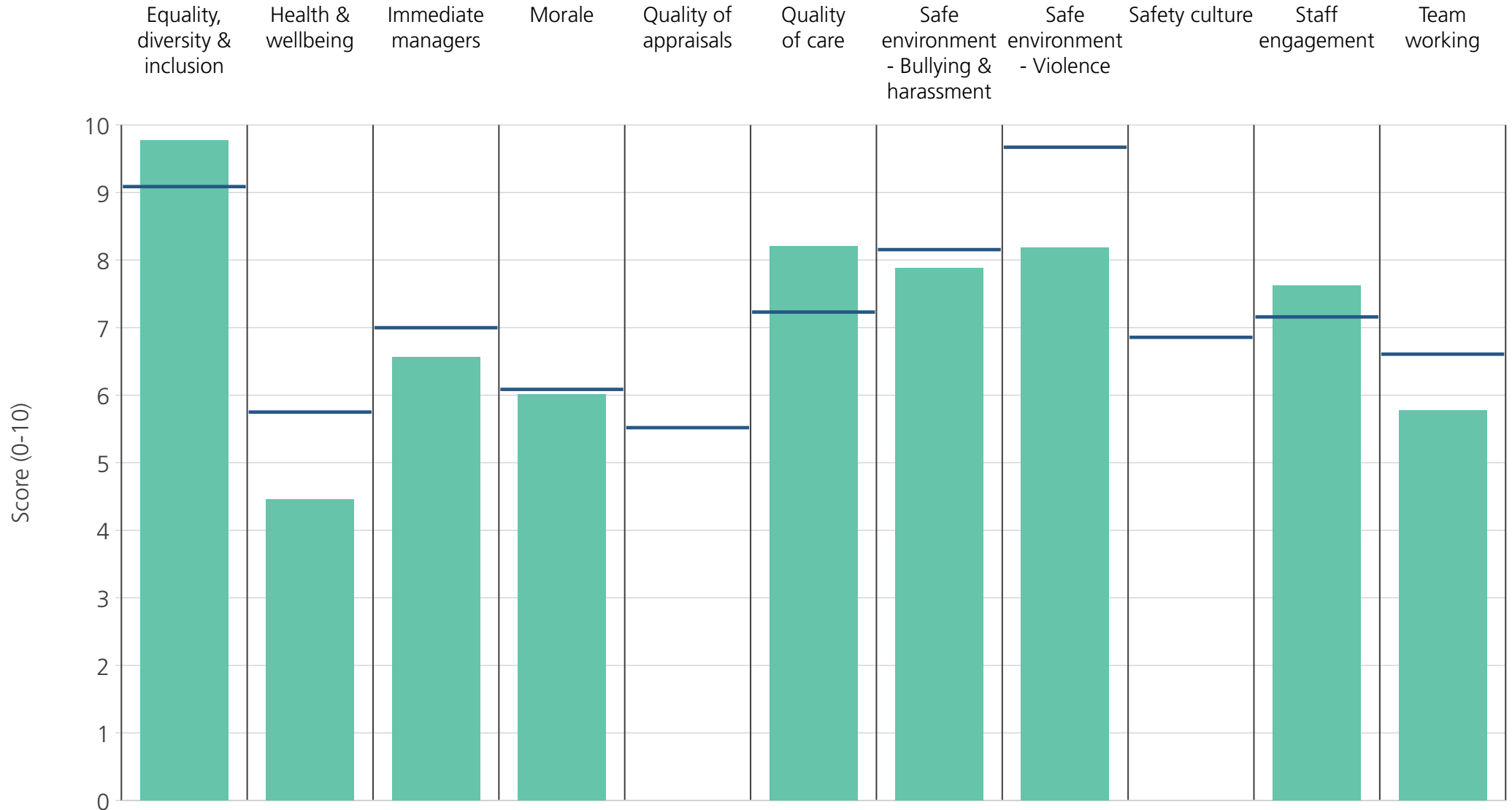
Directorate	9.0	5.5	6.8	6.1	5.6	7.9	8.5	9.5	7.0	7.0	6.4
Your org	9.1	5.7	7.0	6.1	5.5	7.2	8.2	9.7	6.9	7.2	6.6
Responses	339	342	341	333	296	324	328	337	338	340	338



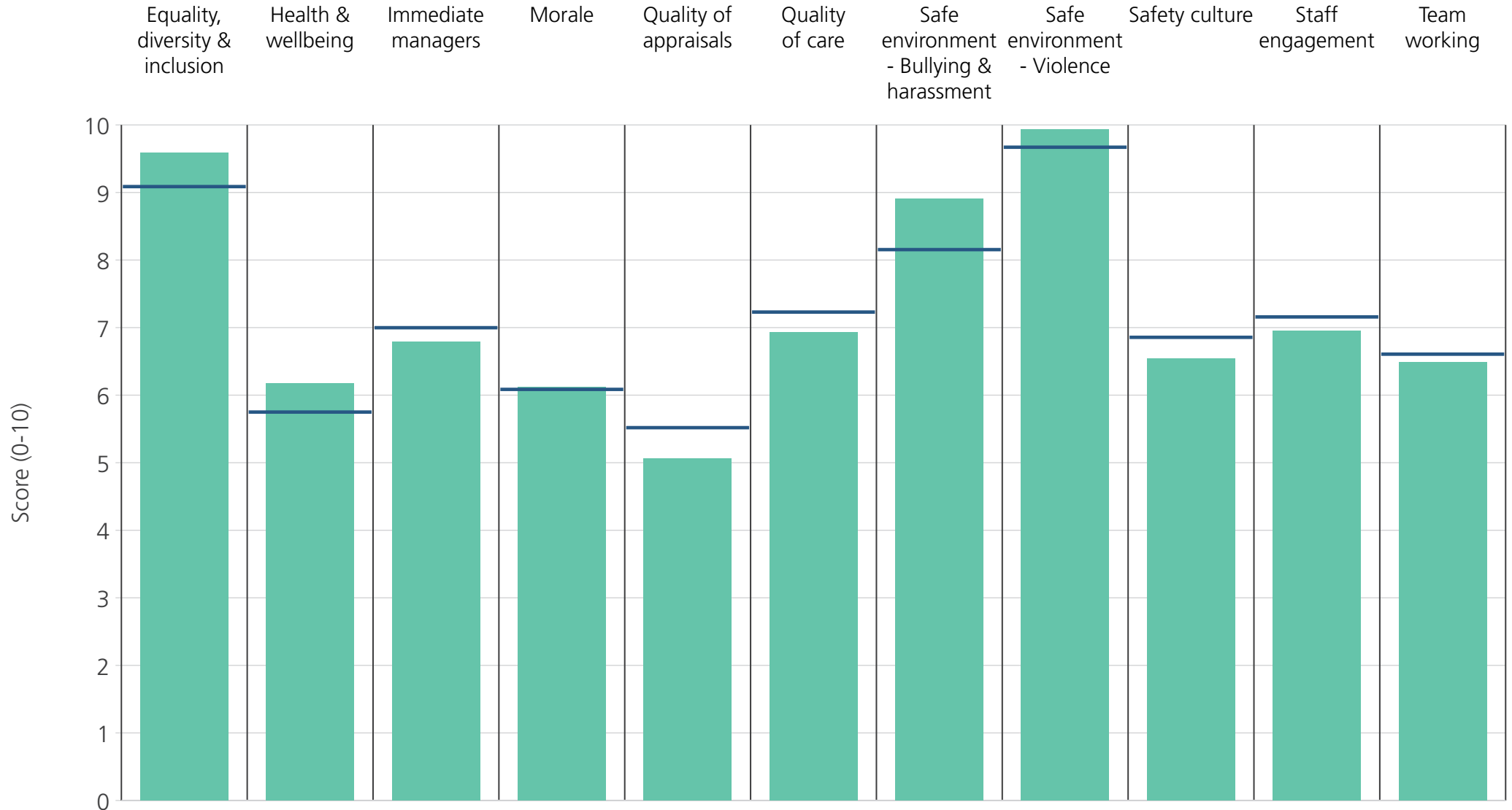
Directorate	9.1	5.9	7.3	5.9	5.4	7.2	8.7	10.0	6.6	7.0	6.4
Your org	9.1	5.7	7.0	6.1	5.5	7.2	8.2	9.7	6.9	7.2	6.6
Responses	658	657	659	651	519	414	655	655	652	665	652



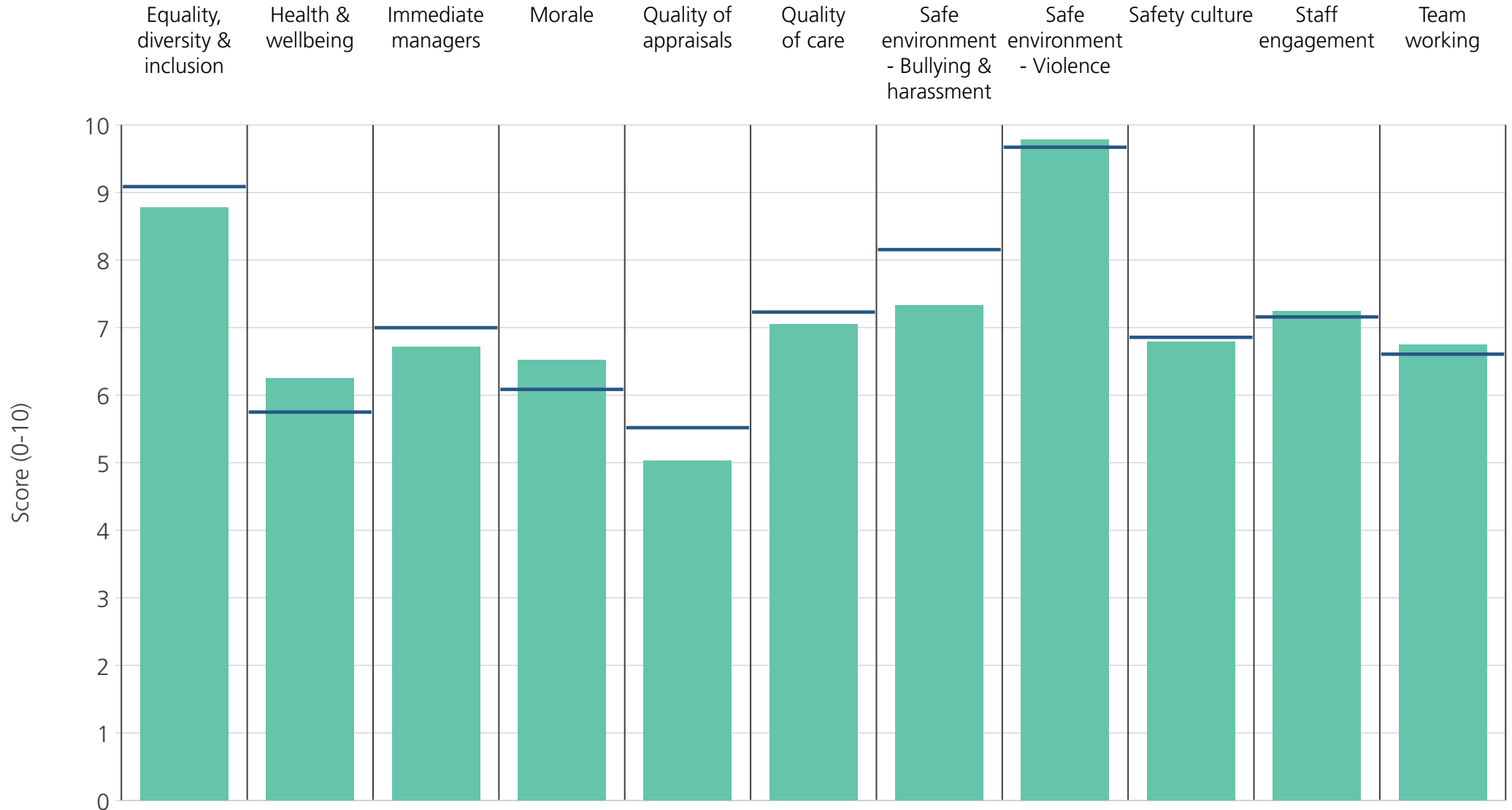
Directorate	9.2	5.5	6.9	6.3	5.7	6.8	8.3	9.7	6.6	7.1	6.7
Your org	9.1	5.7	7.0	6.1	5.5	7.2	8.2	9.7	6.9	7.2	6.6
Responses	139	141	140	139	128	140	139	141	140	141	138



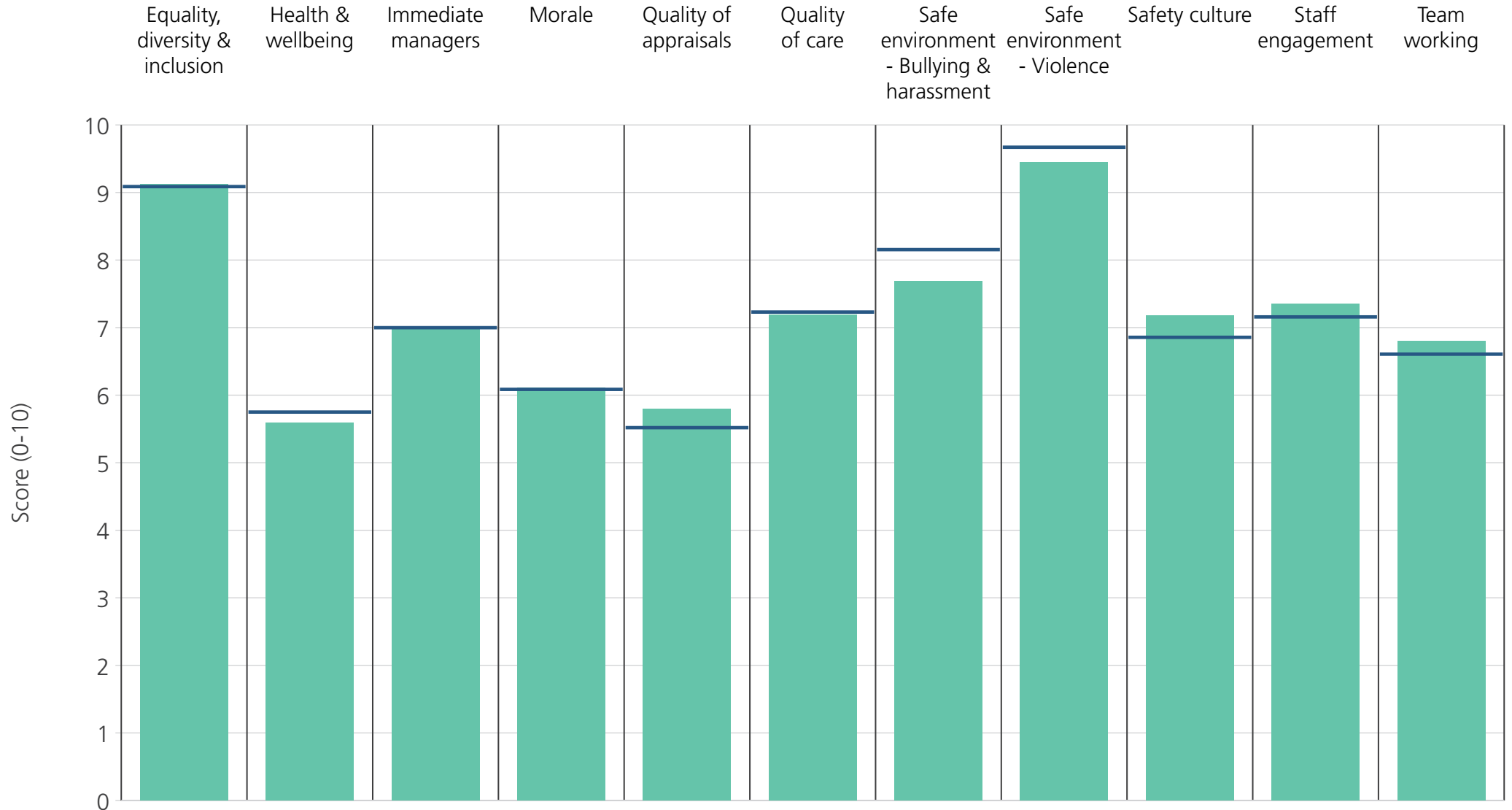
Directorate	9.8	4.5	6.6	6.0	5.5	8.2	7.9	8.2	6.9	7.6	5.8
Your org	9.1	5.7	7.0	6.1	5.5	7.2	8.2	9.7	6.9	7.2	6.6
Responses	11	11	13	13	9	13	11	11	10	13	13



Directorate	9.6	6.2	6.8	6.1	5.1	6.9	8.9	9.9	6.5	7.0	6.5
Your org	9.1	5.7	7.0	6.1	5.5	7.2	8.2	9.7	6.9	7.2	6.6
Responses	230	231	231	228	206	221	231	231	231	231	230



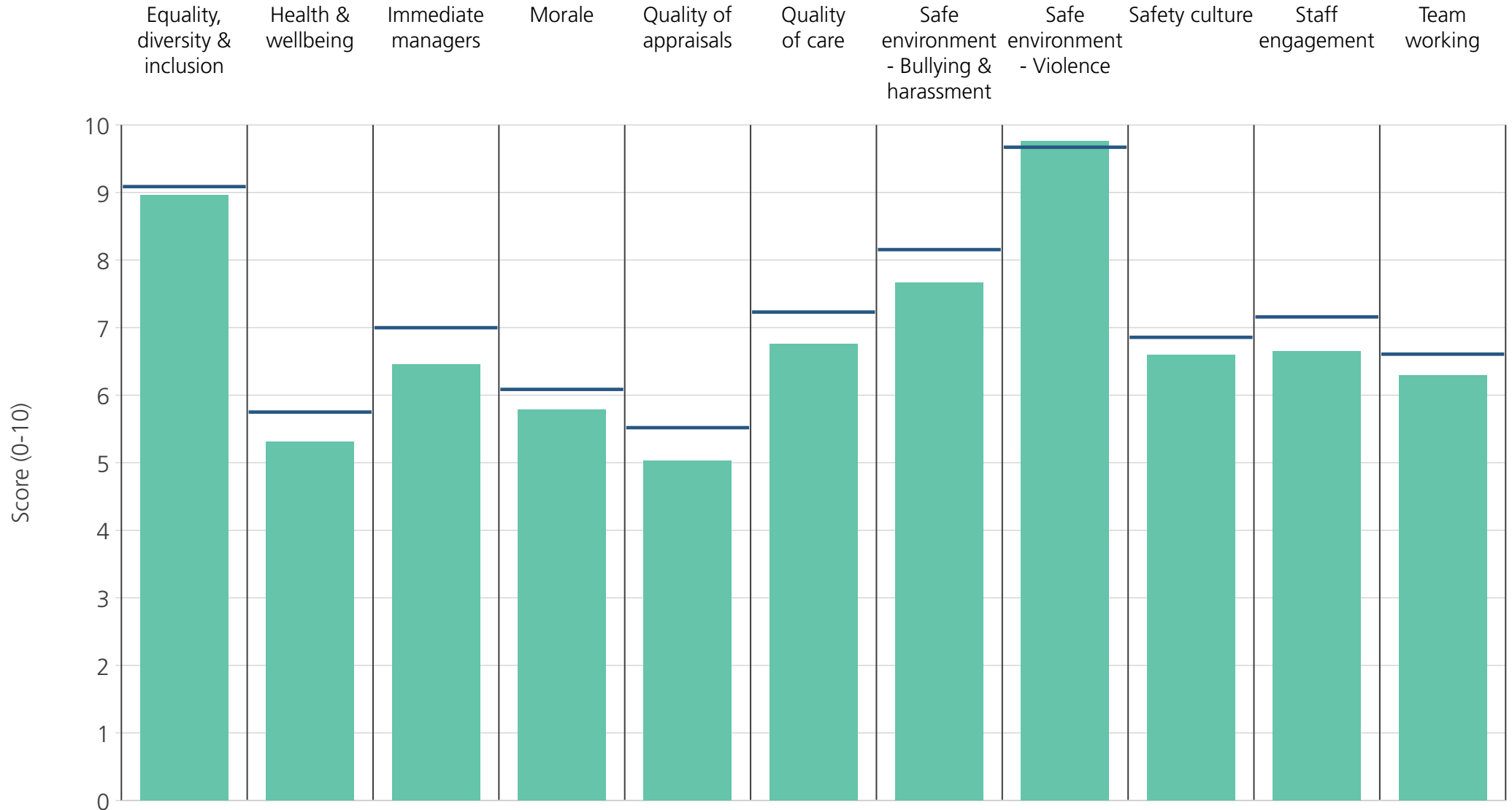
Directorate	8.8	6.2	6.7	6.5	5.0	7.0	7.3	9.8	6.8	7.2	6.8
Your org	9.1	5.7	7.0	6.1	5.5	7.2	8.2	9.7	6.9	7.2	6.6
Responses	232	235	236	233	206	234	235	234	234	236	235



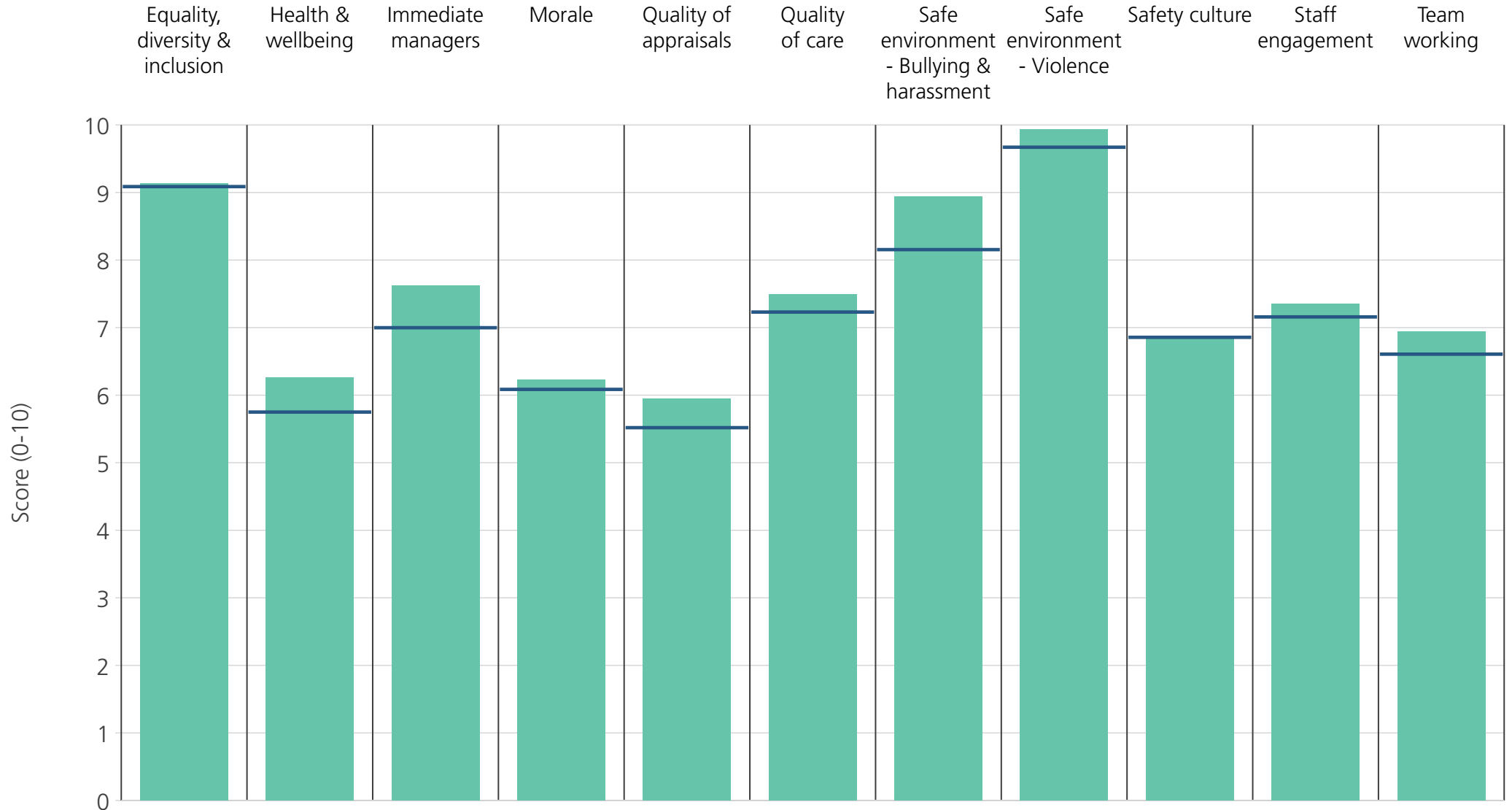
Directorate	9.1	5.6	7.0	6.1	5.8	7.2	7.7	9.4	7.2	7.4	6.8
Your org	9.1	5.7	7.0	6.1	5.5	7.2	8.2	9.7	6.9	7.2	6.6
Responses	955	960	961	949	856	954	956	957	960	961	956

Directorates 2

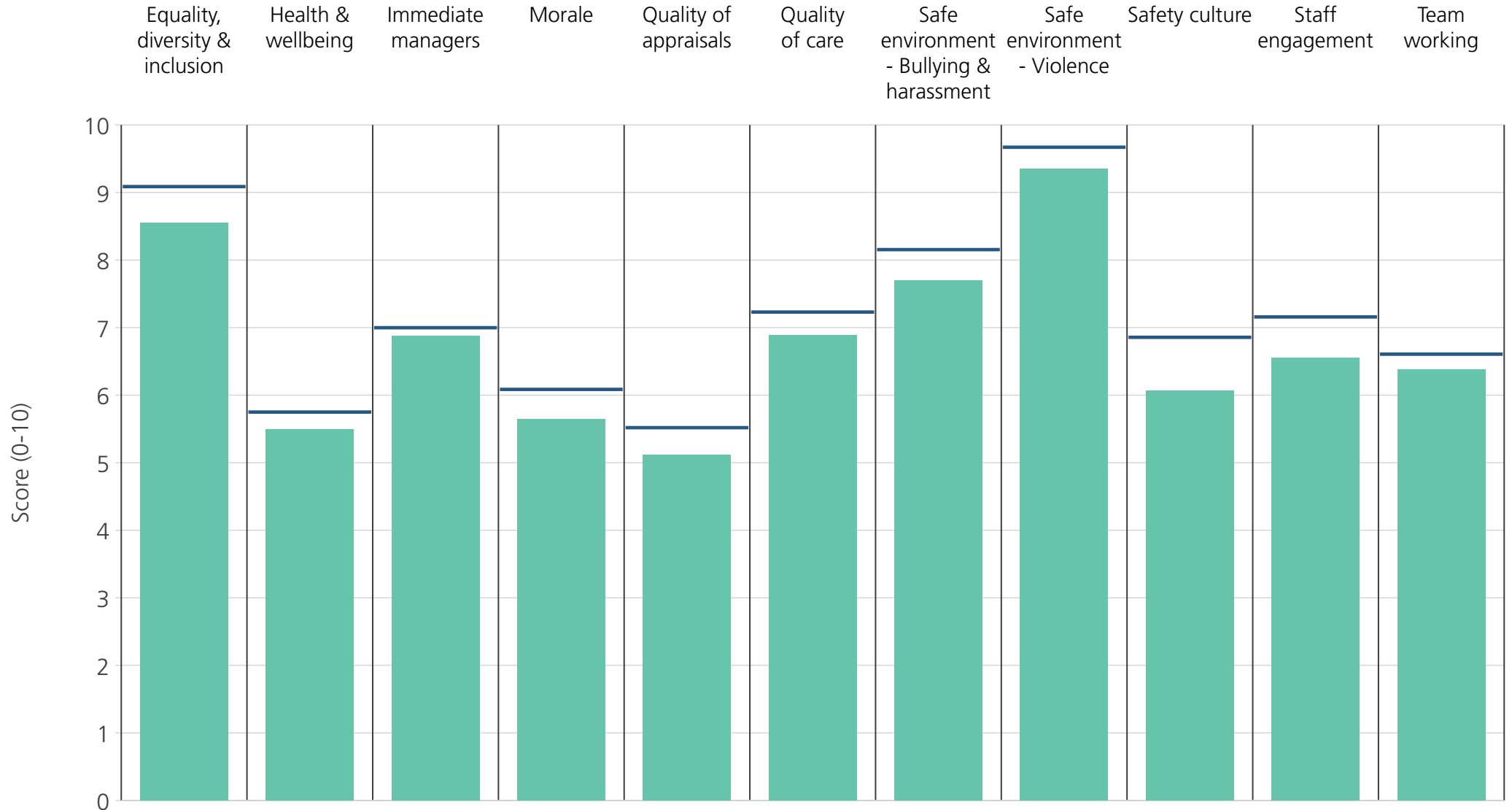
Birmingham Women's and Children's NHS Foundation Trust
2019 NHS Staff Survey Results



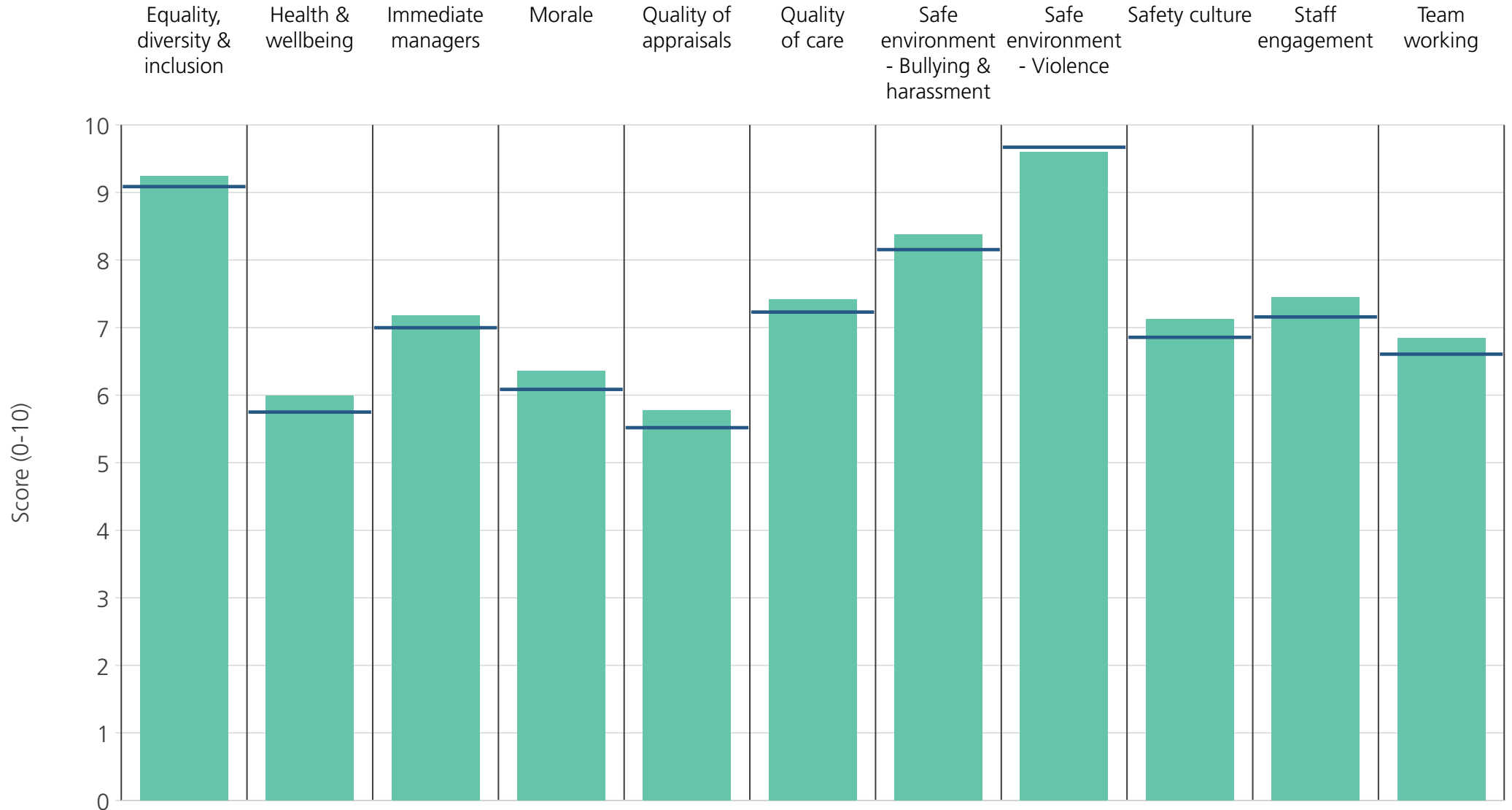
Directorate	9.0	5.3	6.5	5.8	5.0	6.8	7.7	9.8	6.6	6.7	6.3
Your org	9.1	5.7	7.0	6.1	5.5	7.2	8.2	9.7	6.9	7.2	6.6
Responses	611	620	619	610	535	581	614	616	618	619	615



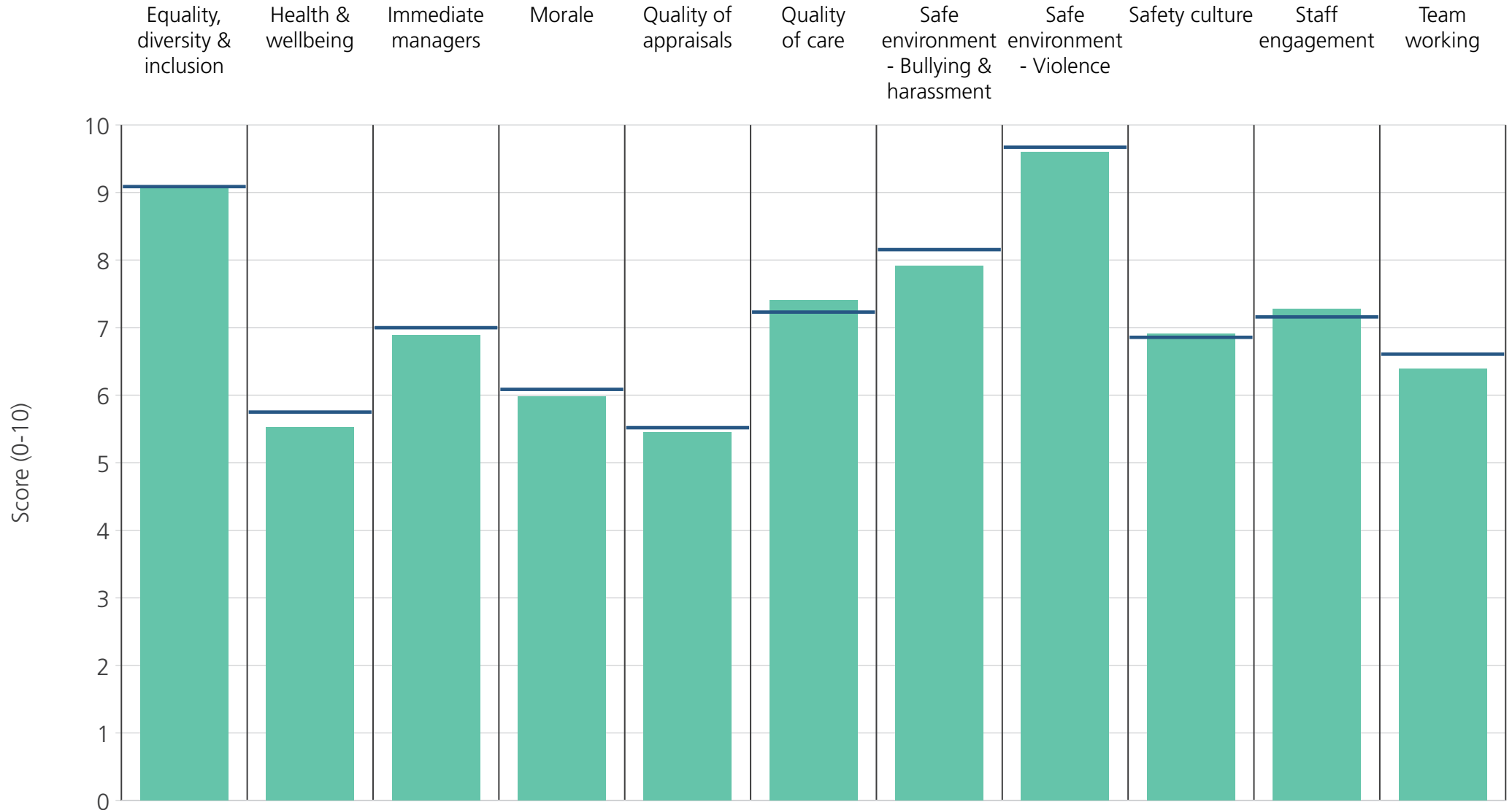
Directorate	9.1	6.3	7.6	6.2	5.9	7.5	8.9	9.9	6.9	7.4	6.9
Your org	9.1	5.7	7.0	6.1	5.5	7.2	8.2	9.7	6.9	7.2	6.6
Responses	377	376	377	373	291	221	374	375	369	380	373



Directorate	8.6	5.5	6.9	5.6	5.1	6.9	7.7	9.3	6.1	6.5	6.4
Your org	9.1	5.7	7.0	6.1	5.5	7.2	8.2	9.7	6.9	7.2	6.6
Responses	174	173	172	171	143	150	174	173	172	173	171



Directorate	9.2	6.0	7.2	6.4	5.8	7.4	8.4	9.6	7.1	7.4	6.8
Your org	9.1	5.7	7.0	6.1	5.5	7.2	8.2	9.7	6.9	7.2	6.6
Responses	978	985	984	971	892	943	976	979	982	987	978



Directorate	9.1	5.5	6.9	6.0	5.4	7.4	7.9	9.6	6.9	7.3	6.4
Your org	9.1	5.7	7.0	6.1	5.5	7.2	8.2	9.7	6.9	7.2	6.6
Responses	529	529	534	525	448	510	523	529	529	534	530