

# Homerton University Hospital NHS Foundation Trust

2019 NHS Staff Survey

**Directorate Report**

**Contents**

Introduction . . . . .	3	Adult Community Nursing . . . . .	26
Themes – Directorates 1 . . . . .	4	Outpatient Services . . . . .	27
IMRS . . . . .	5	Pathology Services . . . . .	28
CSDO . . . . .	6	Talk Changes . . . . .	29
SWSH . . . . .	7	Adult Acute Specialist Nursing . . . . .	30
Corporate Divisions . . . . .	8	Surgical Ward Nursing . . . . .	31
Workforce & Education . . . . .	9	Paediatrics . . . . .	32
Environment . . . . .	10	ITU . . . . .	33
Themes – Directorates 2 . . . . .	11	Pharmacy Services . . . . .	34
Maternity Services . . . . .	12	Other . . . . .	35
Adult Acute Nursing Services . . . . .	13		
Emergency & Acute Care Services . . . . .	14		
Adult Community Therapy Services . . . . .	15		
Neonatal Services . . . . .	16		
Adult Acute Therapy Services . . . . .	17		
Perioperative Services . . . . .	18		
Sexual Health Services . . . . .	19		
IMRS Medical Staff . . . . .	20		
Imaging Services . . . . .	21		
SWSH Medical Staff . . . . .	22		
Diabetes Services . . . . .	23		
Health Visiting Services . . . . .	24		
Children's Therapy Services . . . . .	25		

This directorate report for Homerton University Hospital NHS Foundation Trust contains results by directorate for themes from the 2019 NHS Staff Survey. These results are compared to the unweighted average for your organisation.

**Please note:** It is possible that there are differences between the 'Your org' scores reported in this directorate report and those in the benchmark report. This is because the results in the benchmark report are weighted to allow for fair comparisons between organisations of a similar type. However, in this report comparisons are made within your organisation so the unweighted organisation result is a more appropriate point of comparison.

The directorate breakdowns used in this report were provided and defined by Homerton University Hospital NHS Foundation Trust. Details of how the theme scores were calculated are included in the Technical Document, available to download from our [results website](#).

## Key features

Breakdown type and **directorate name** are specified in the header. Black text in the header is hyperlinked: clicking on '2019 NHS Staff Survey Results' navigates back to the contents page.

Directorate results are presented in the context of the (unweighted) **organisation average ('Your org')**, so it is easy to tell if a directorate is performing better or worse than the organisation average. For all themes, a higher score is a better result than a lower score.

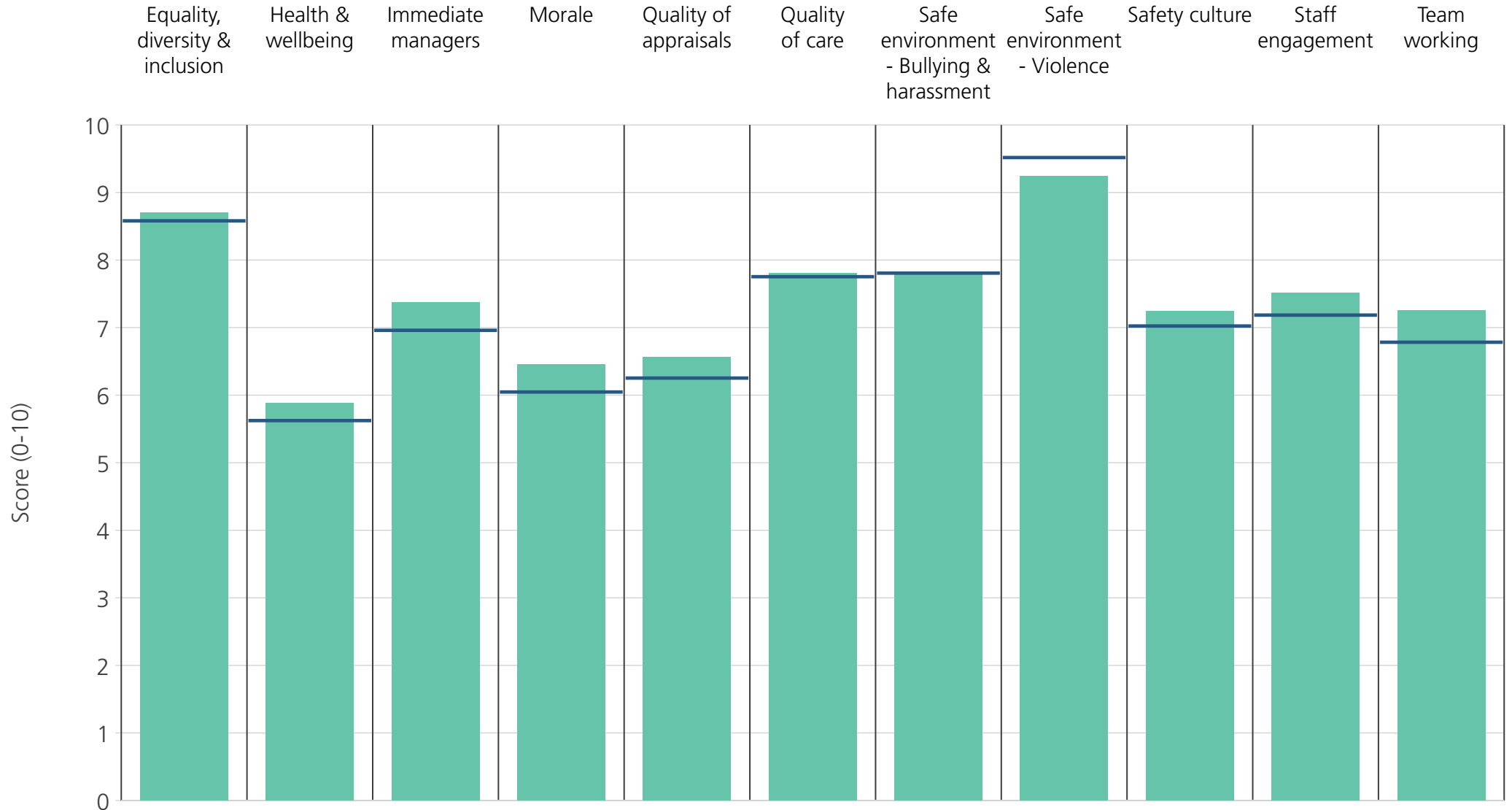
The **number of responses** feeding into each theme score **for the given directorate** is specified below the table containing the directorate and trust scores.



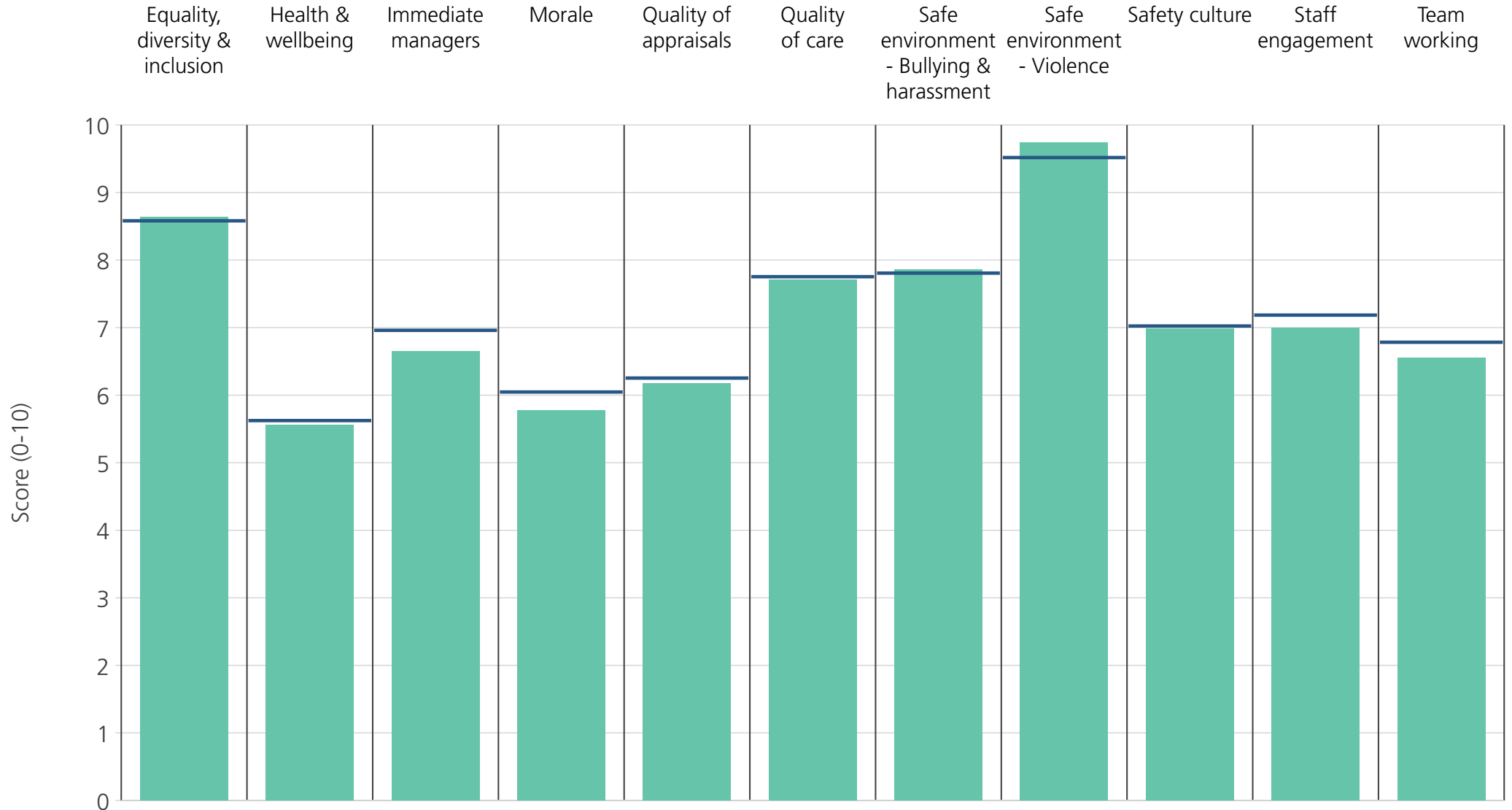
**! Note:** when there are less than 11 responses in a group, results are suppressed to protect staff confidentiality

# Directorates 1

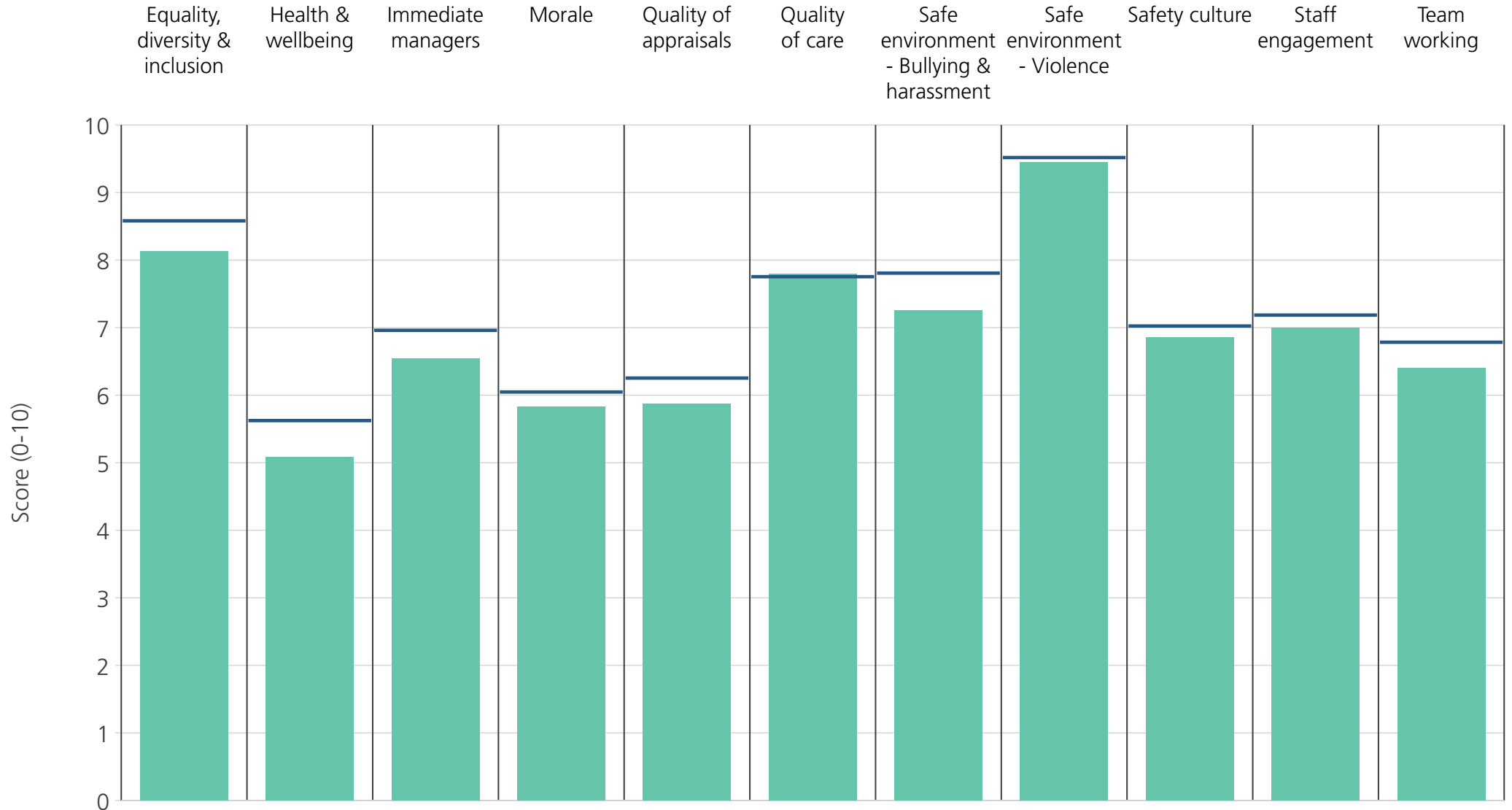
Homerton University Hospital NHS Foundation Trust  
2019 NHS Staff Survey Results



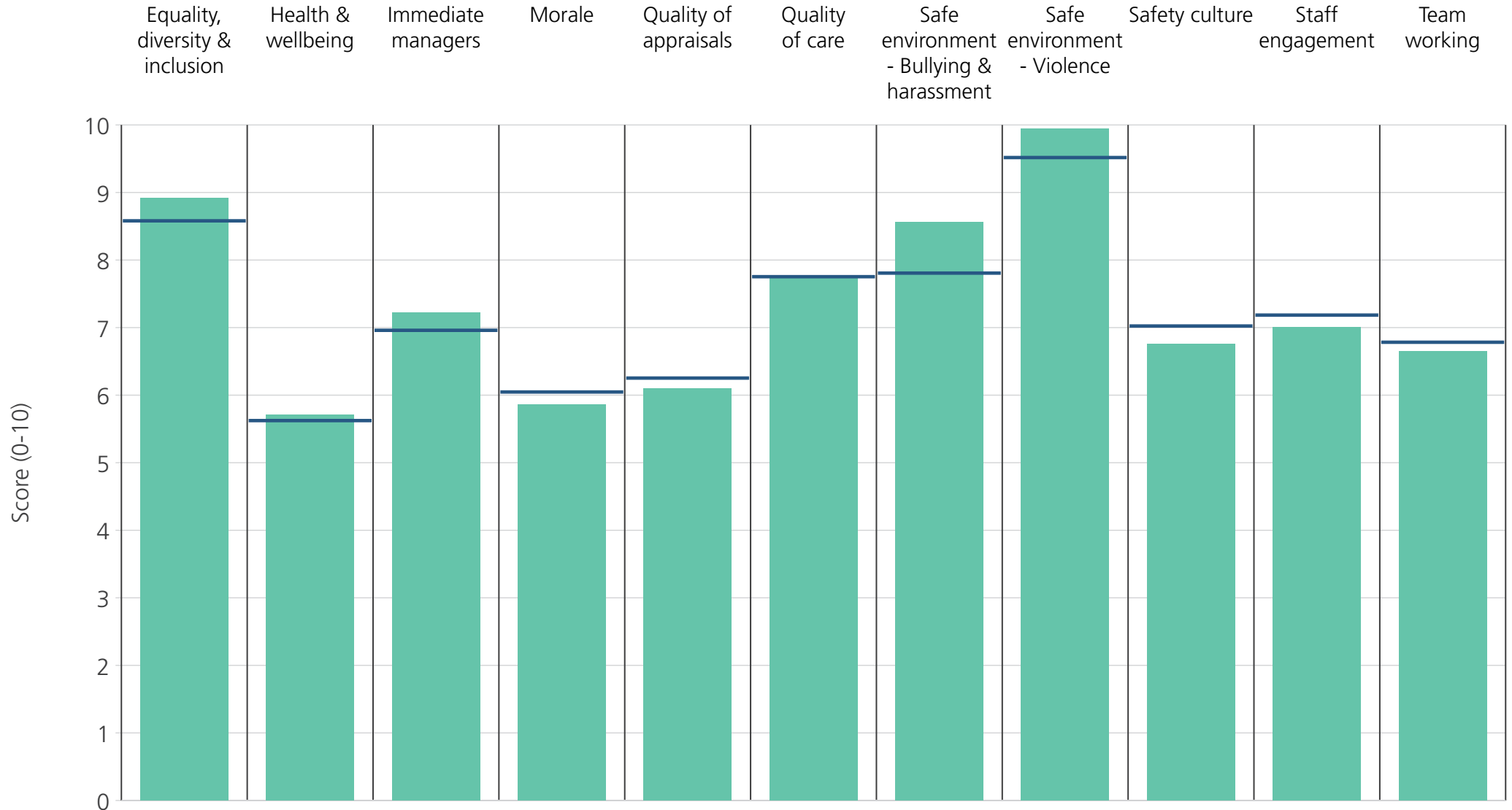
<b>Directorate</b>	8.7	5.9	7.4	6.5	6.6	7.8	7.8	9.2	7.2	7.5	7.3
<b>Your org</b>	8.6	5.6	7.0	6.0	6.3	7.8	7.8	9.5	7.0	7.2	6.8
<b>Responses</b>	791	796	798	779	625	787	785	786	787	803	795



<b>Directorate</b>	8.6	5.6	6.6	5.8	6.2	7.7	7.9	9.7	7.0	7.0	6.5
<b>Your org</b>	8.6	5.6	7.0	6.0	6.3	7.8	7.8	9.5	7.0	7.2	6.8
<b>Responses</b>	608	611	613	602	473	608	600	603	608	626	618

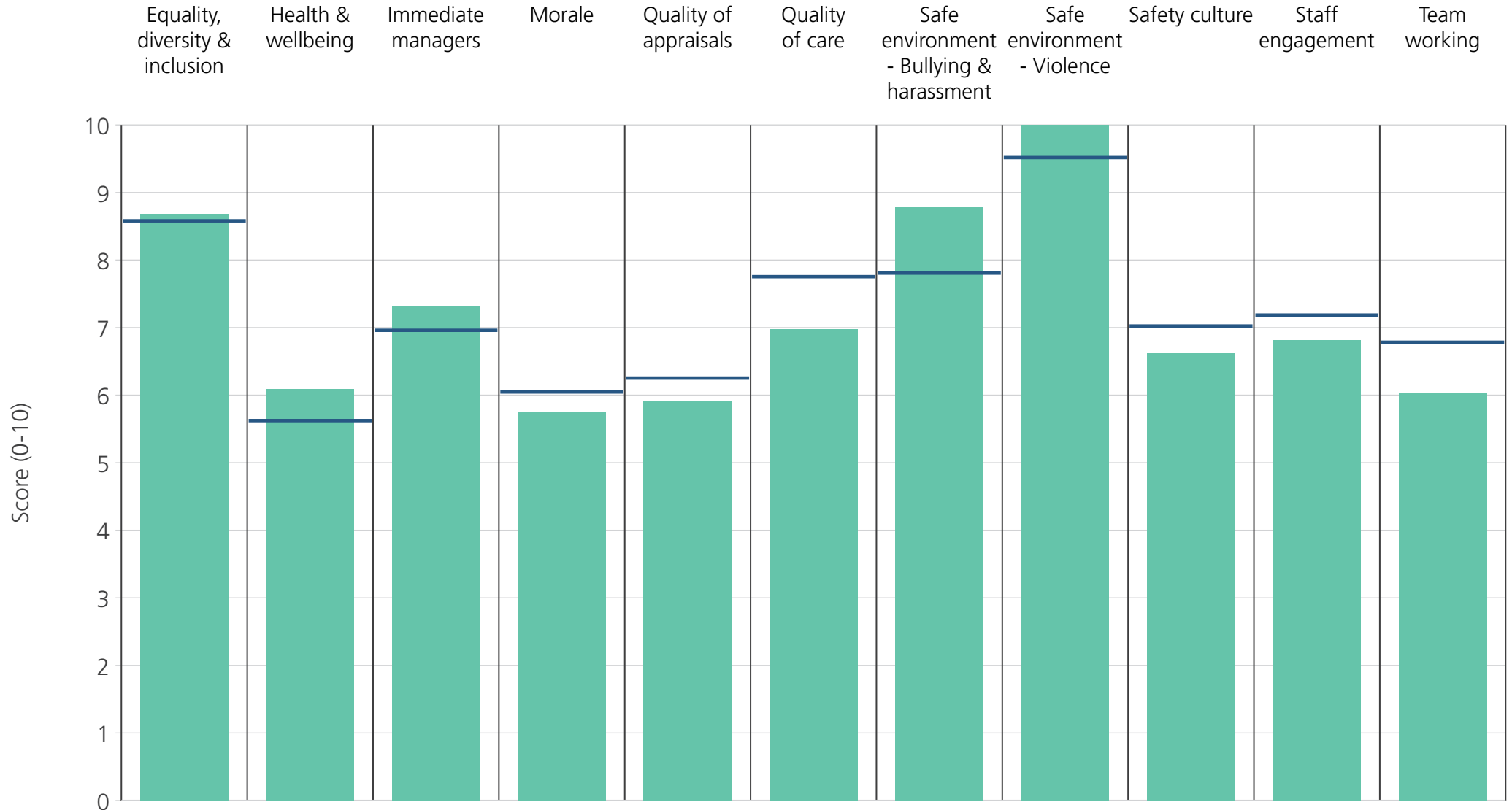


<b>Directorate</b>	8.1	5.1	6.5	5.8	5.9	7.8	7.3	9.4	6.9	7.0	6.4
<b>Your org</b>	8.6	5.6	7.0	6.0	6.3	7.8	7.8	9.5	7.0	7.2	6.8
<b>Responses</b>	423	426	429	410	334	418	420	422	420	431	424

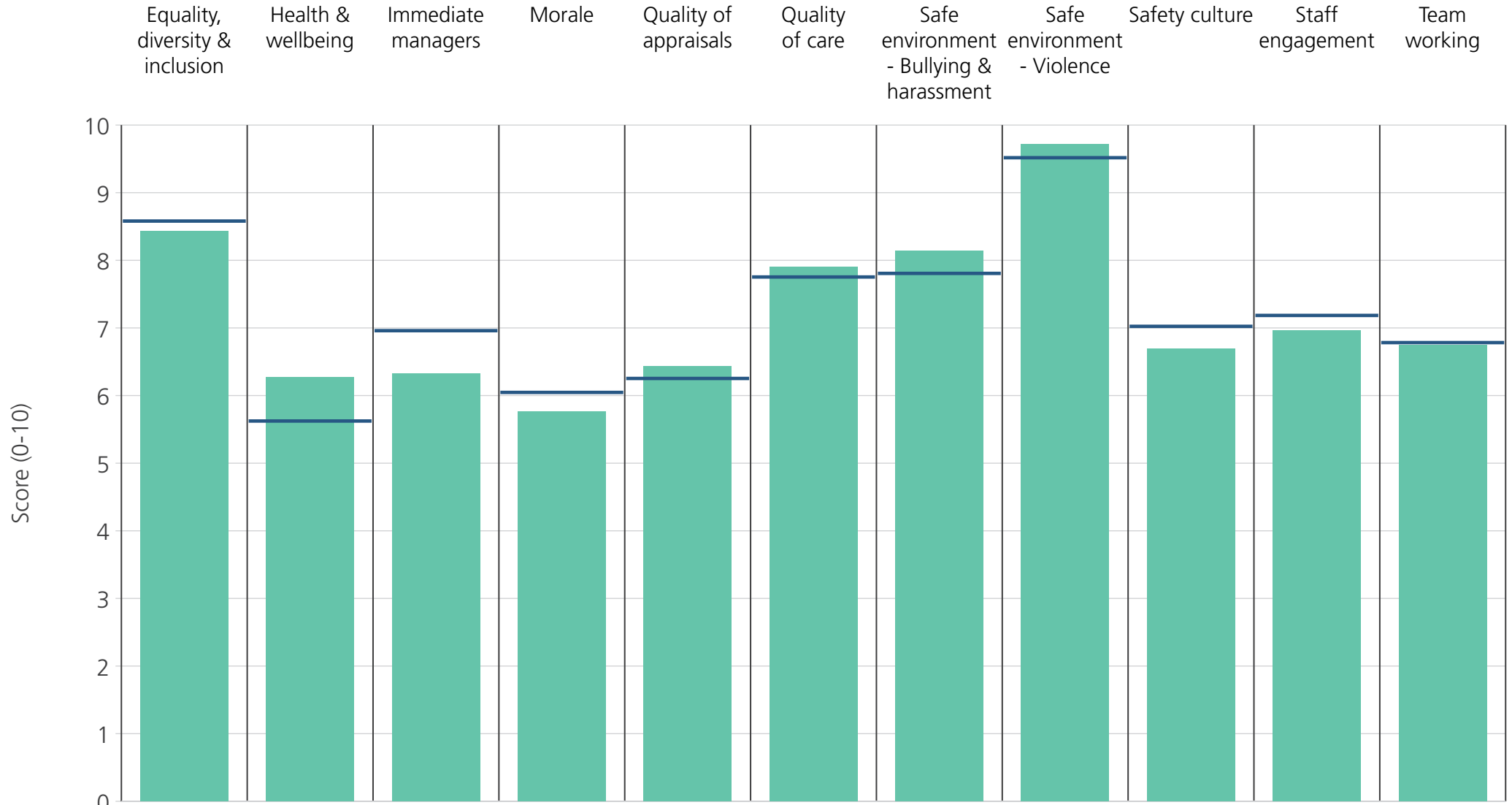


<b>Directorate</b>	8.9	5.7	7.2	5.9	6.1	7.7	8.6	9.9	6.8	7.0	6.6
<b>Your org</b>	8.6	5.6	7.0	6.0	6.3	7.8	7.8	9.5	7.0	7.2	6.8
<b>Responses</b>	176	178	178	175	119	127	176	177	175	179	176





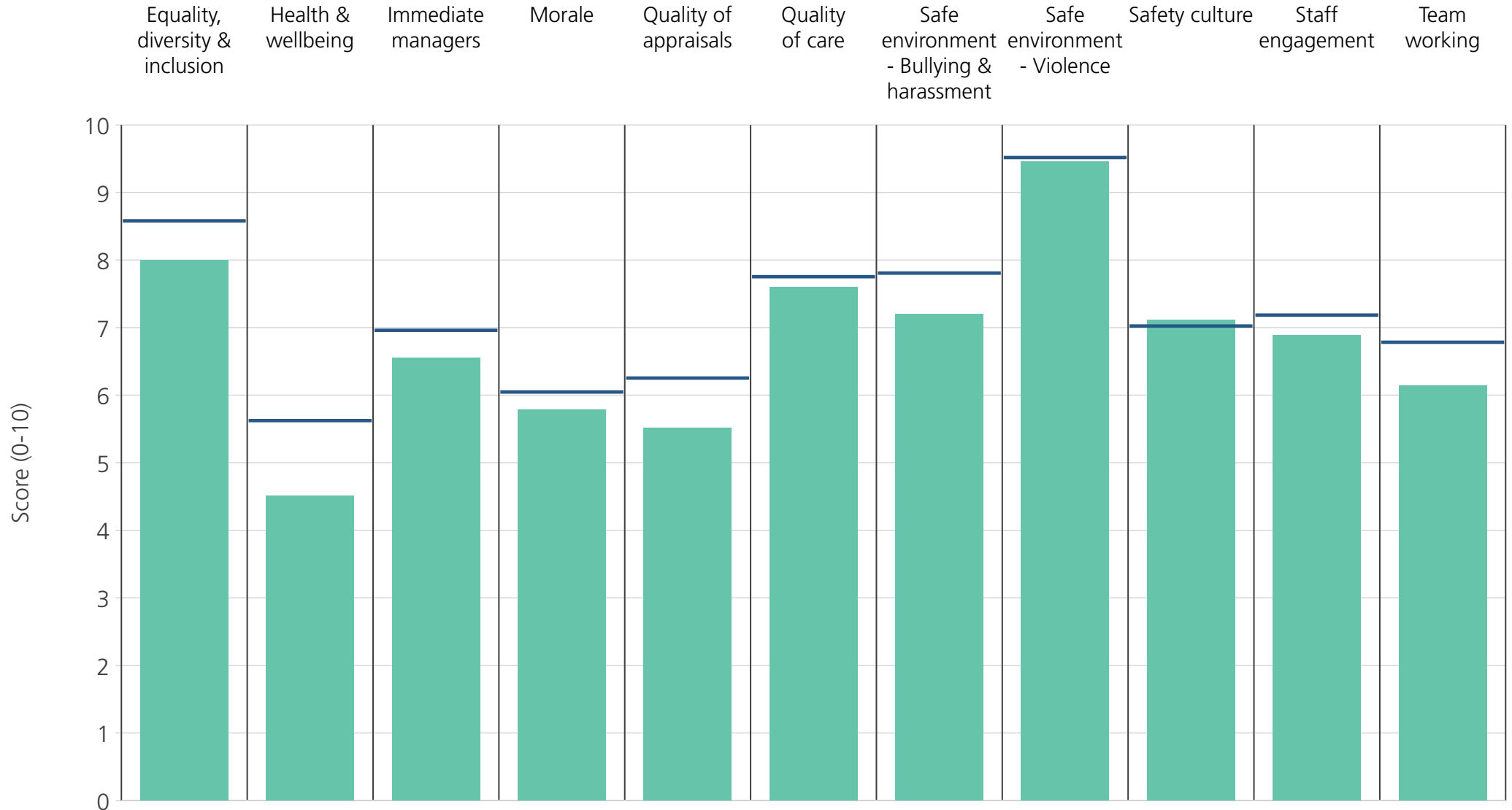
<b>Directorate</b>	8.7	6.1	7.3	5.7	5.9	7.0	8.8	10.0	6.6	6.8	6.0
<b>Your org</b>	8.6	5.6	7.0	6.0	6.3	7.8	7.8	9.5	7.0	7.2	6.8
<b>Responses</b>	58	59	59	58	49	31	57	58	58	59	59



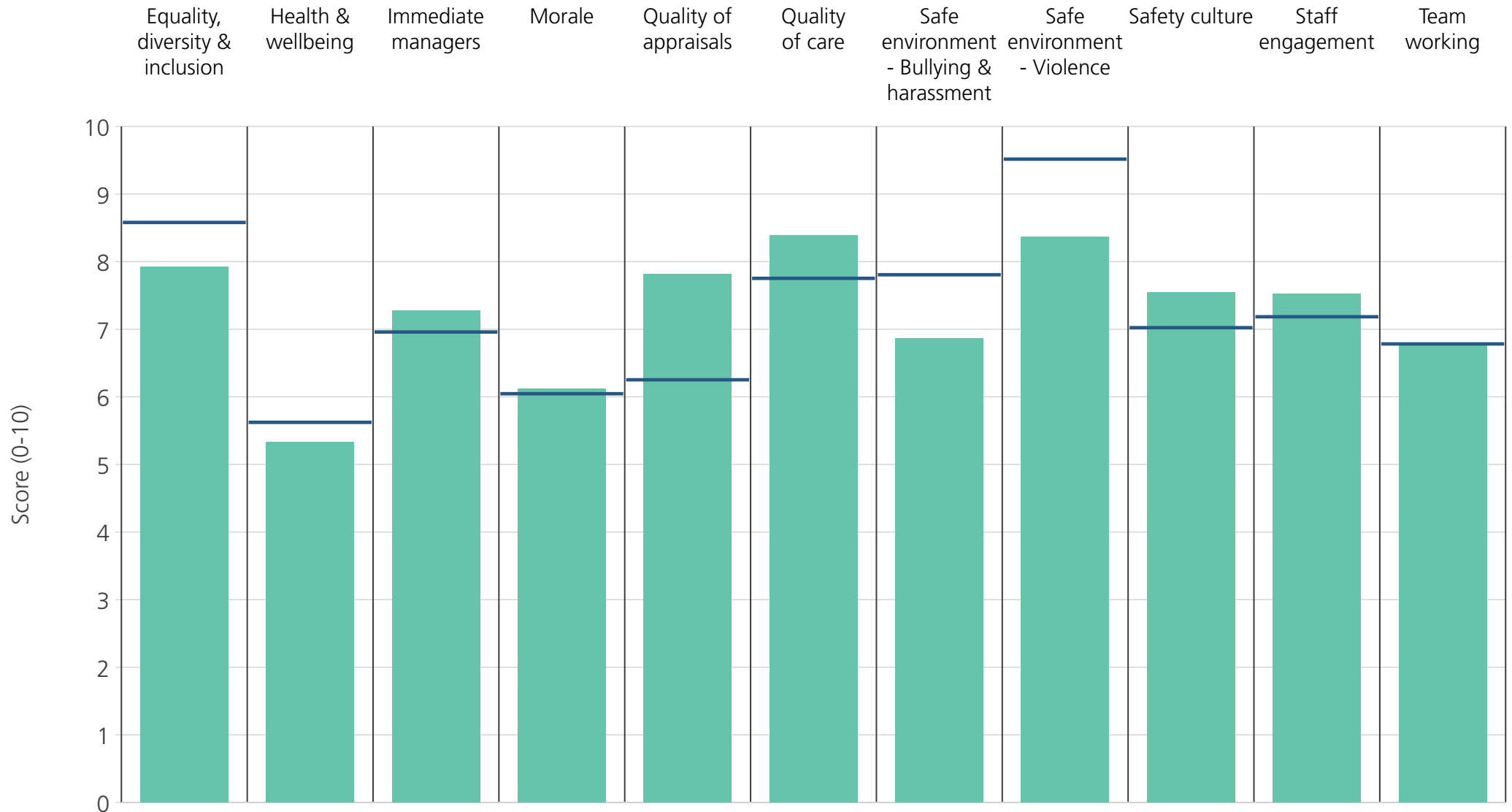
<b>Directorate</b>	8.4	6.3	6.3	5.8	6.4	7.9	8.1	9.7	6.7	7.0	6.7
<b>Your org</b>	8.6	5.6	7.0	6.0	6.3	7.8	7.8	9.5	7.0	7.2	6.8
<b>Responses</b>	35	35	34	35	27	28	35	35	35	35	33

# Directorates 2

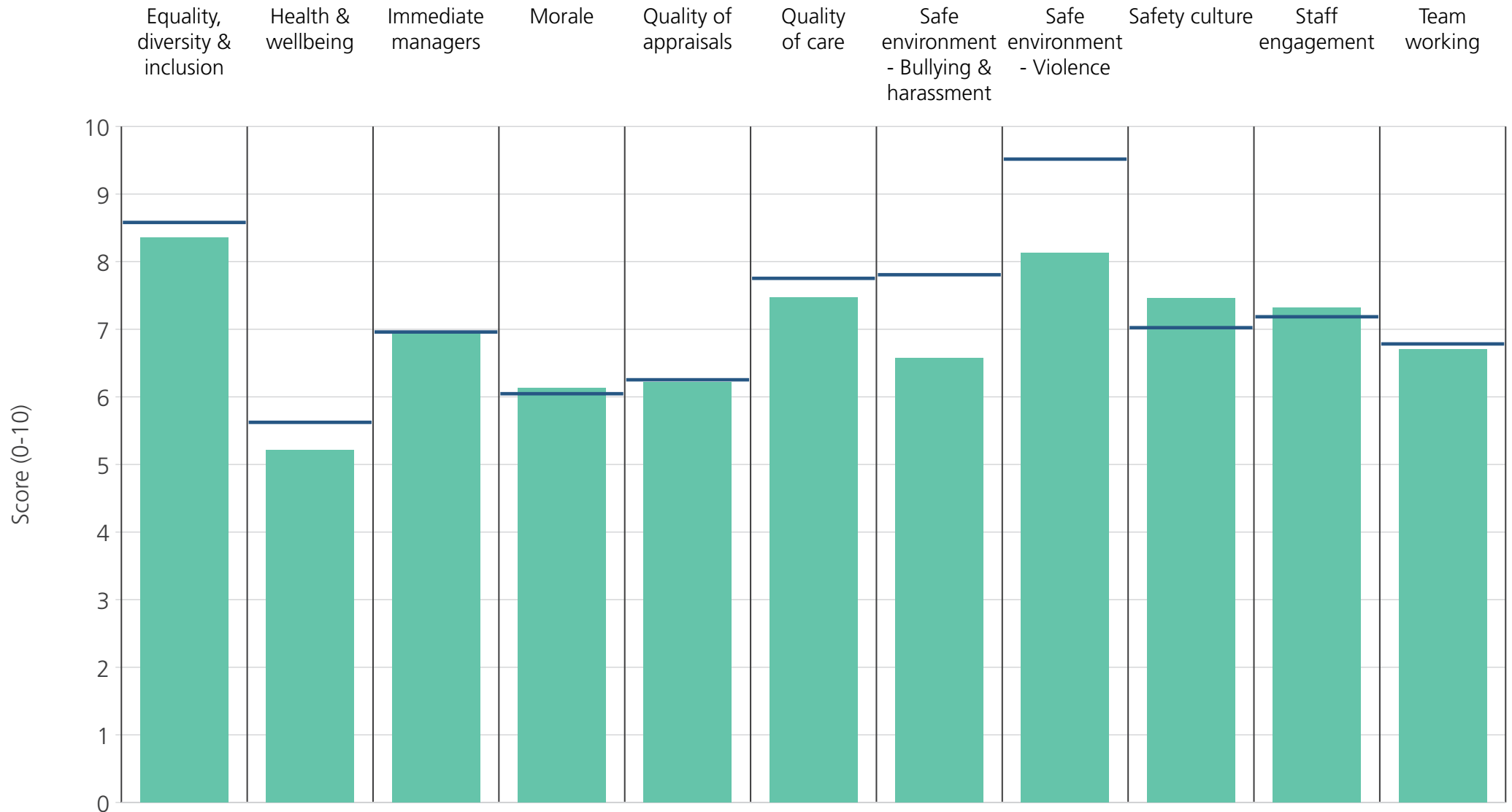
Homerton University Hospital NHS Foundation Trust  
2019 NHS Staff Survey Results



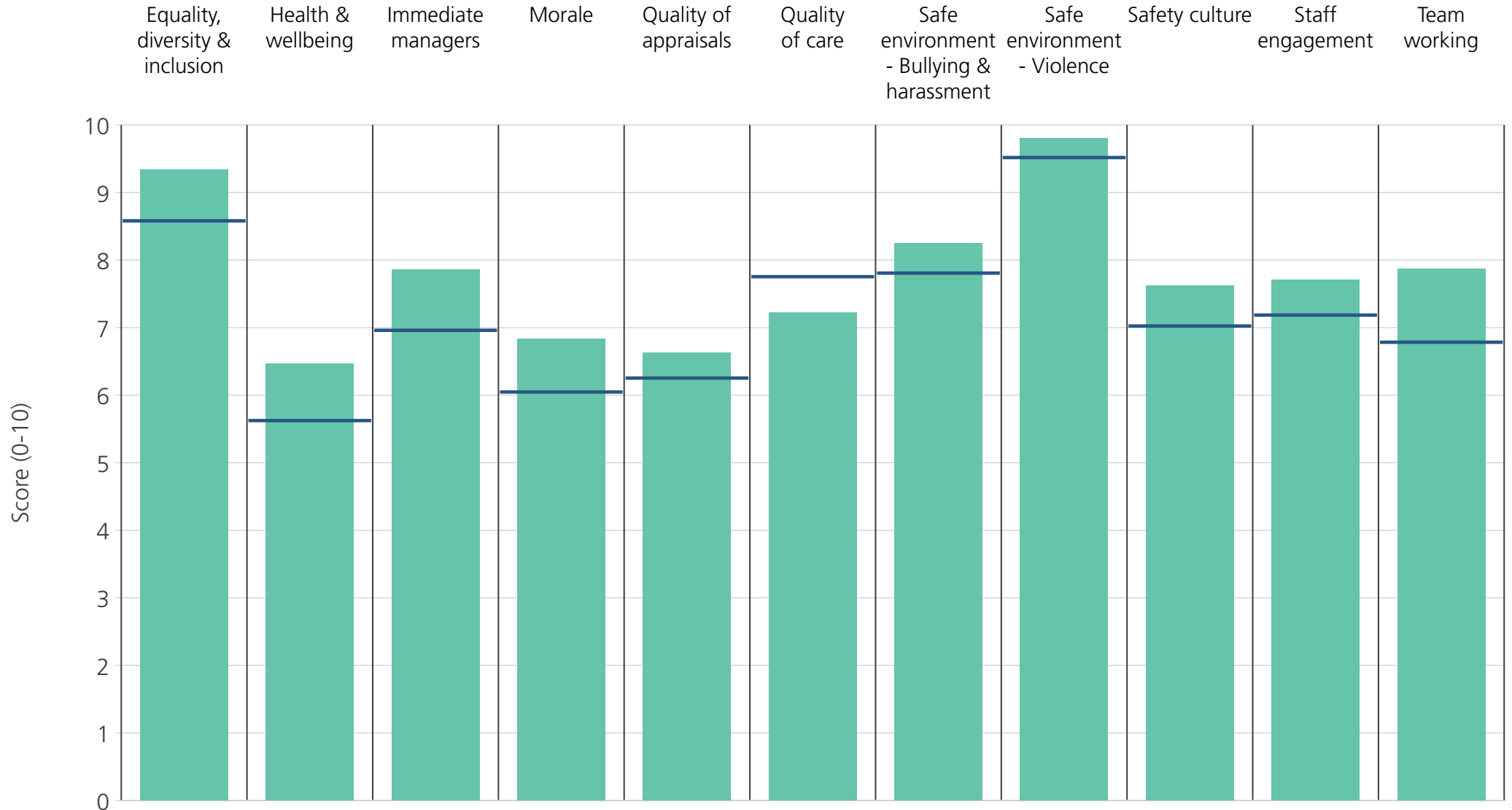
<b>Directorate</b>	8.0	4.5	6.5	5.8	5.5	7.6	7.2	9.5	7.1	6.9	6.1
<b>Your org</b>	8.6	5.6	7.0	6.0	6.3	7.8	7.8	9.5	7.0	7.2	6.8
<b>Responses</b>	132	132	132	129	105	130	131	130	131	133	132



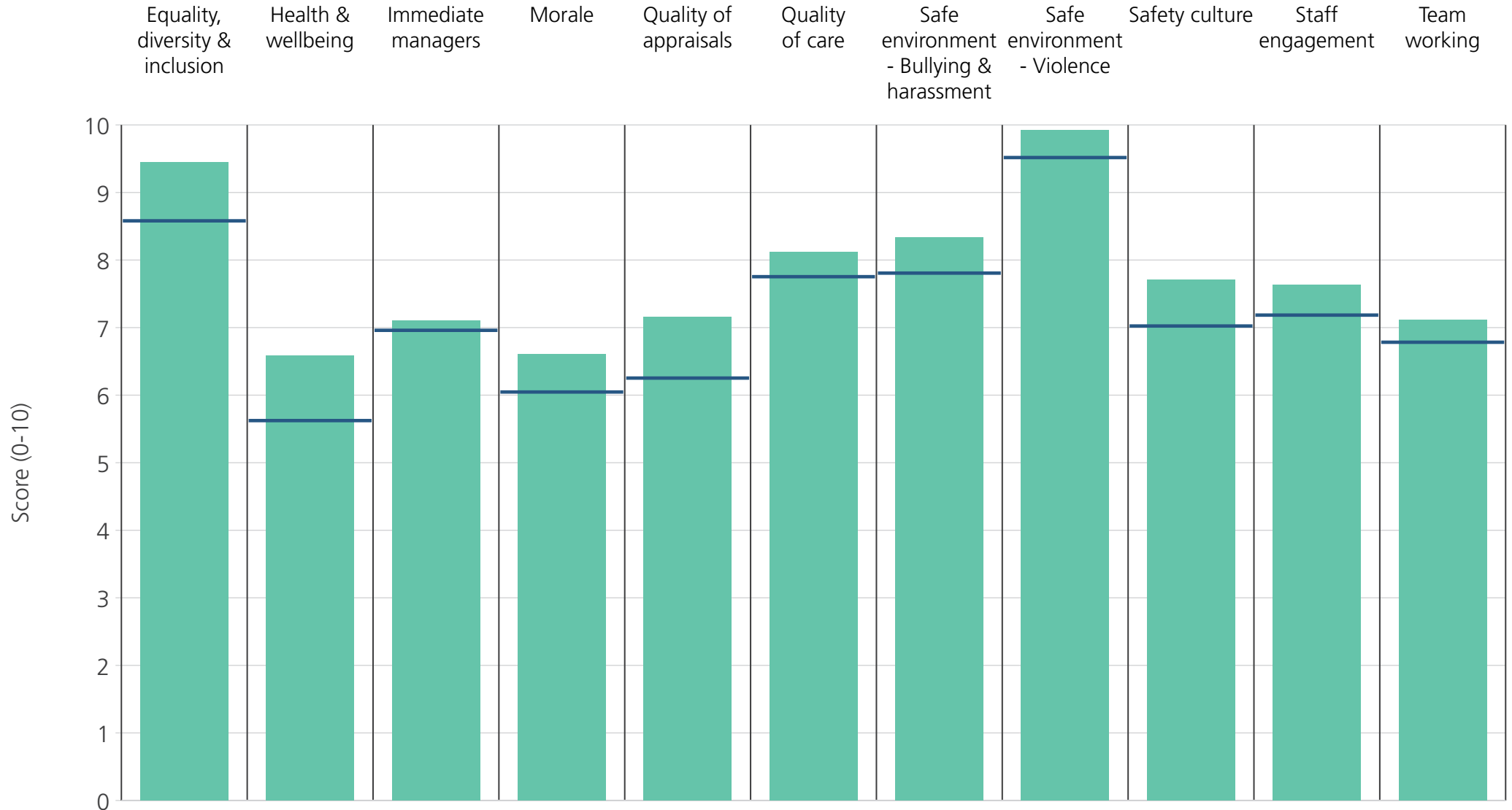
<b>Directorate</b>	7.9	5.3	7.3	6.1	7.8	8.4	6.9	8.4	7.5	7.5	6.8
<b>Your org</b>	8.6	5.6	7.0	6.0	6.3	7.8	7.8	9.5	7.0	7.2	6.8
<b>Responses</b>	140	141	141	133	111	141	136	137	136	142	139



<b>Directorate</b>	8.4	5.2	6.9	6.1	6.2	7.5	6.6	8.1	7.5	7.3	6.7
<b>Your org</b>	8.6	5.6	7.0	6.0	6.3	7.8	7.8	9.5	7.0	7.2	6.8
<b>Responses</b>	93	94	95	93	63	95	93	91	93	96	95

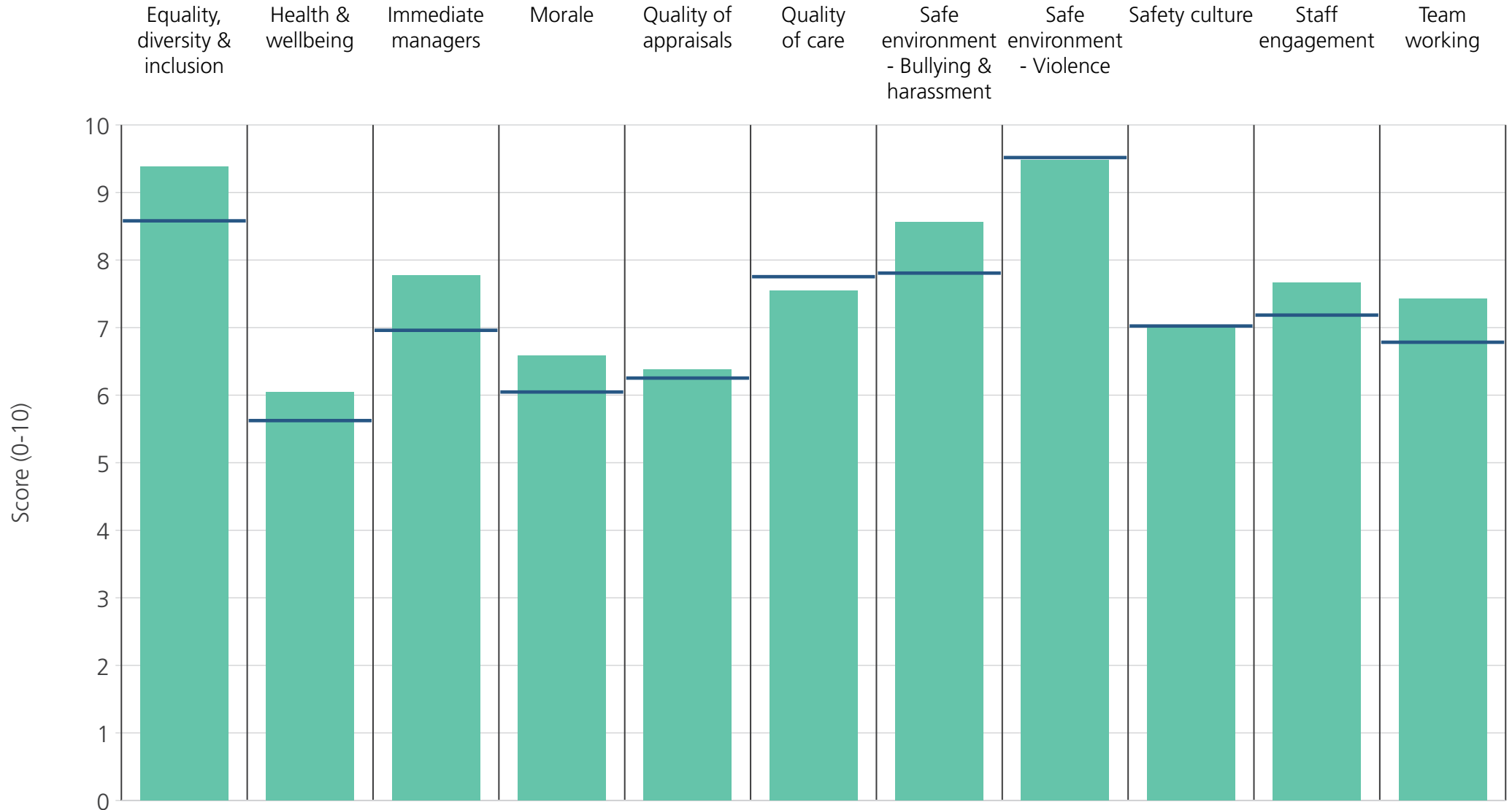


<b>Directorate</b>	9.3	6.5	7.9	6.8	6.6	7.2	8.2	9.8	7.6	7.7	7.9
<b>Your org</b>	8.6	5.6	7.0	6.0	6.3	7.8	7.8	9.5	7.0	7.2	6.8
<b>Responses</b>	135	136	136	136	113	133	135	136	136	136	136

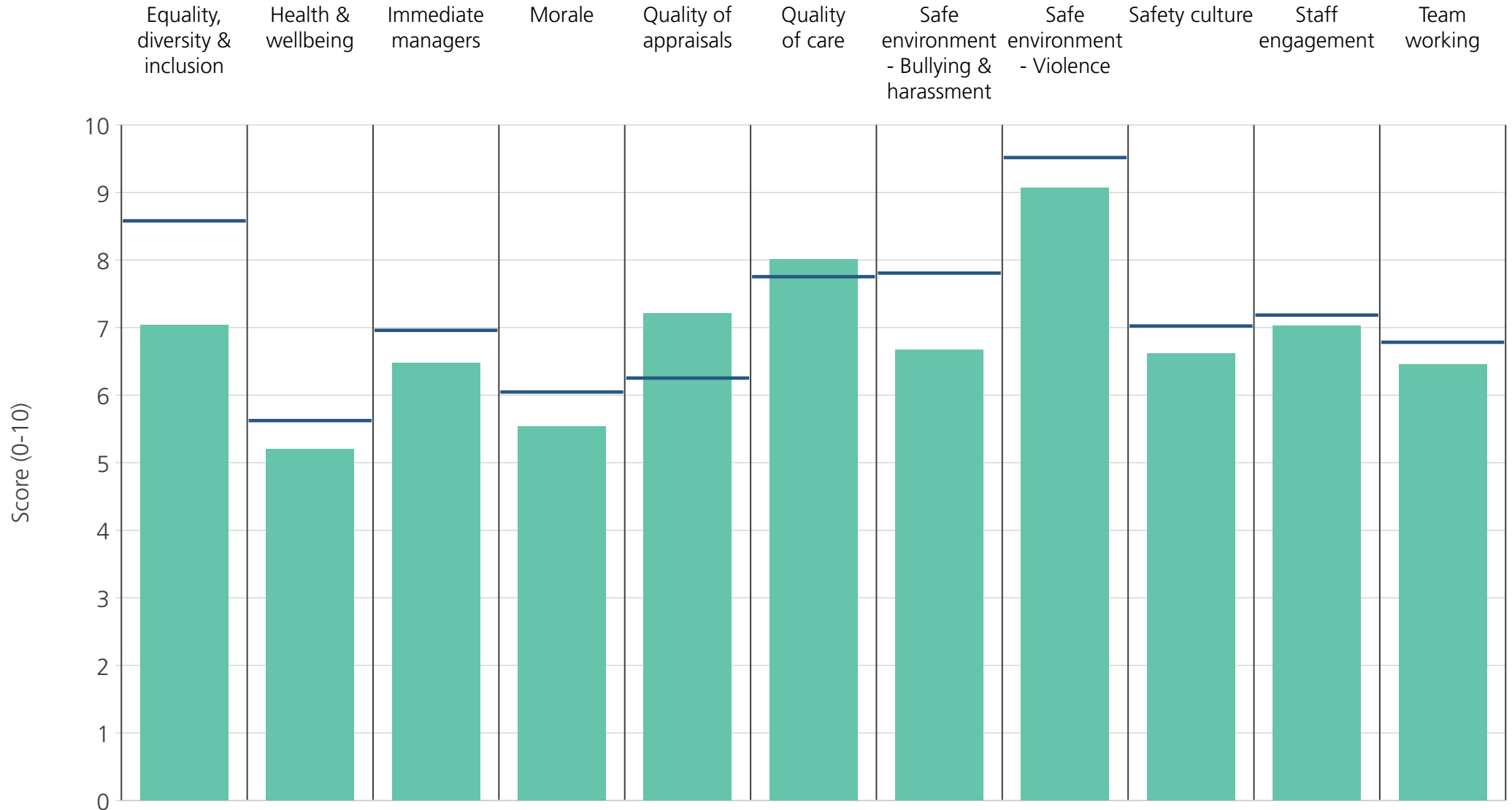


<b>Directorate</b>	9.4	6.6	7.1	6.6	7.2	8.1	8.3	9.9	7.7	7.6	7.1
<b>Your org</b>	8.6	5.6	7.0	6.0	6.3	7.8	7.8	9.5	7.0	7.2	6.8
<b>Responses</b>	83	84	85	81	72	86	82	84	84	86	85

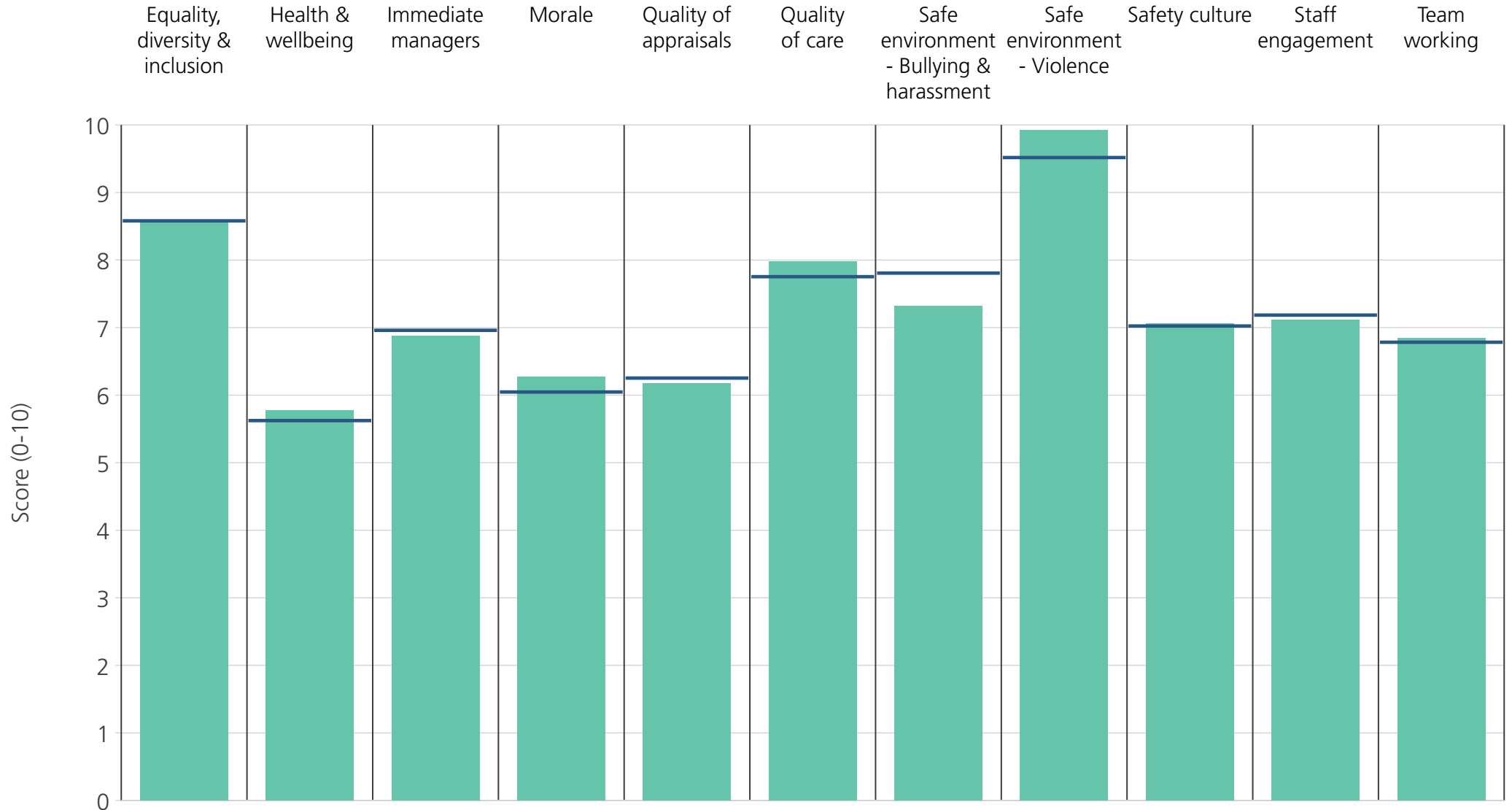




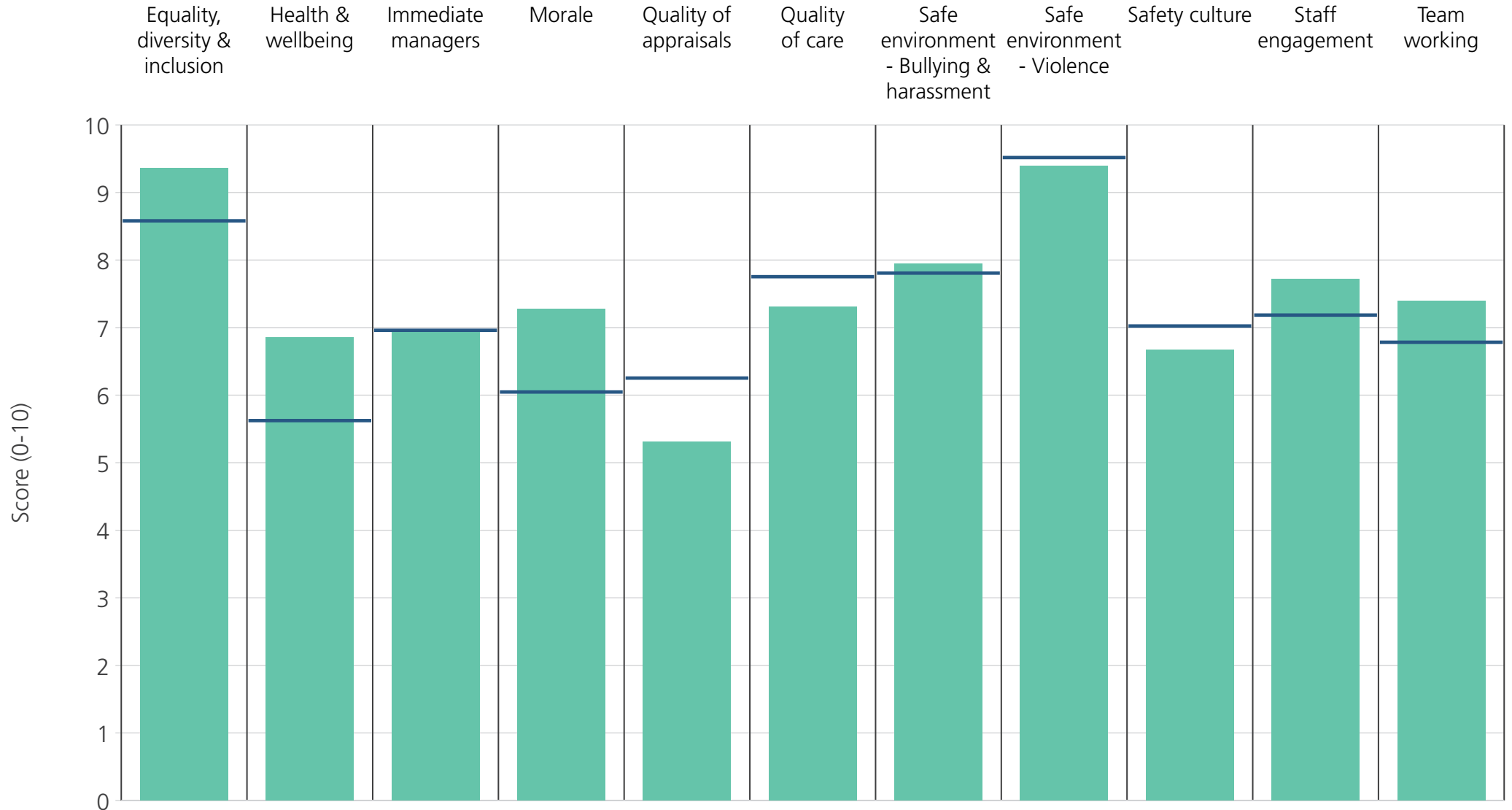
<b>Directorate</b>	9.4	6.0	7.8	6.6	6.4	7.5	8.6	9.5	7.0	7.7	7.4
<b>Your org</b>	8.6	5.6	7.0	6.0	6.3	7.8	7.8	9.5	7.0	7.2	6.8
<b>Responses</b>	90	90	90	90	79	89	90	90	90	90	89



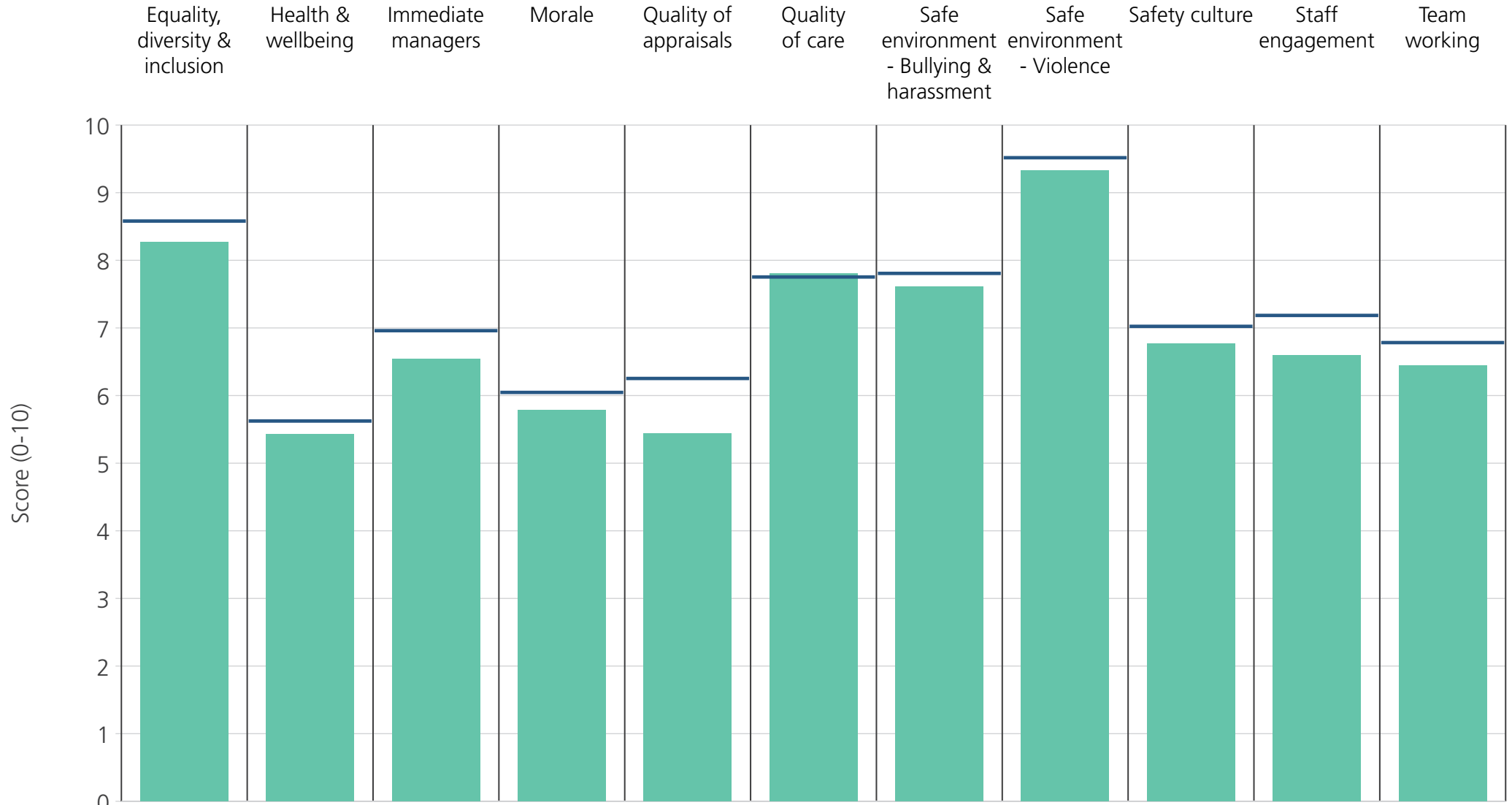
<b>Directorate</b>	7.0	5.2	6.5	5.5	7.2	8.0	6.7	9.1	6.6	7.0	6.5
<b>Your org</b>	8.6	5.6	7.0	6.0	6.3	7.8	7.8	9.5	7.0	7.2	6.8
<b>Responses</b>	74	75	75	72	55	75	74	75	74	75	72



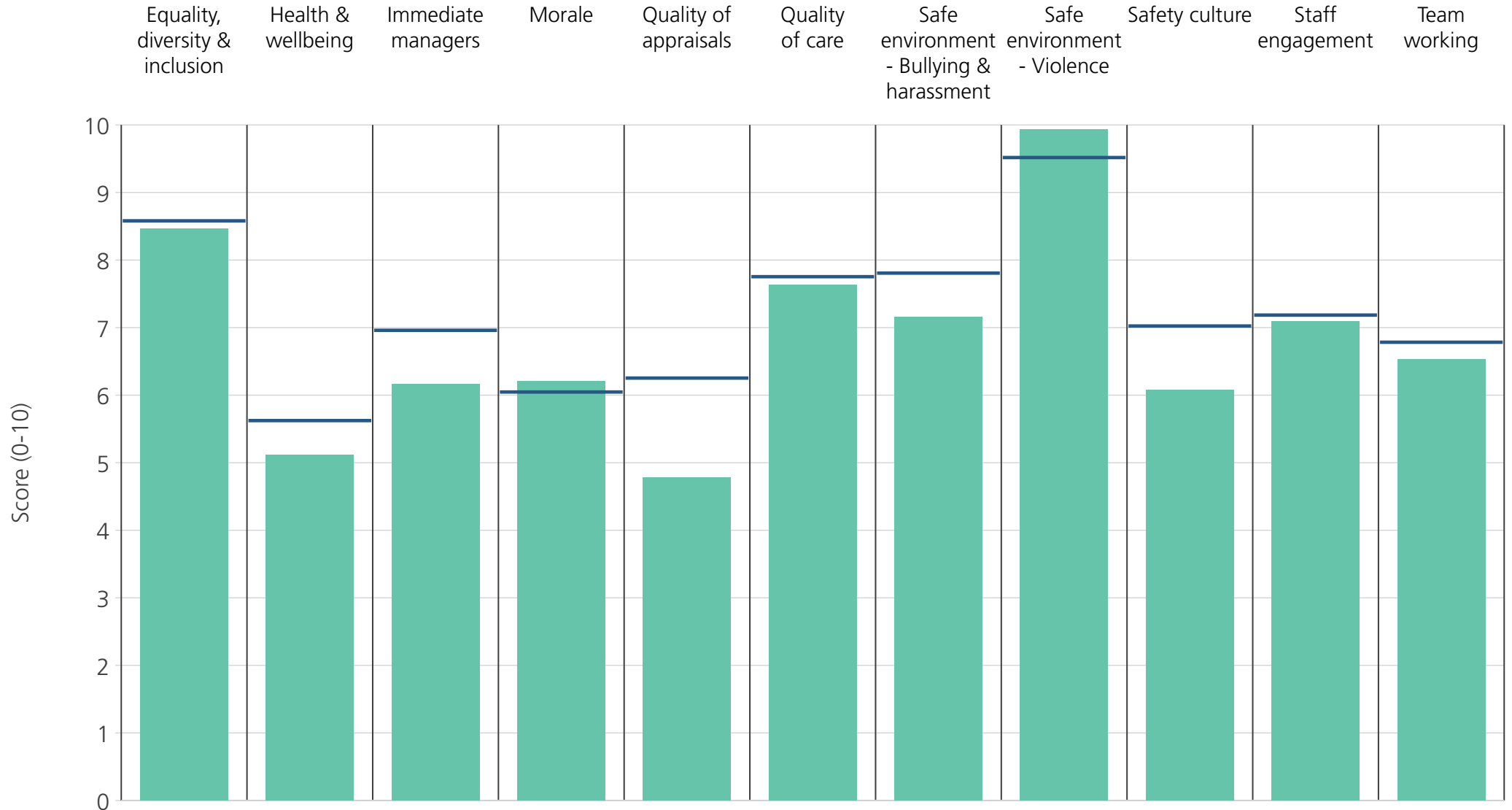
<b>Directorate</b>	8.6	5.8	6.9	6.3	6.2	8.0	7.3	9.9	7.1	7.1	6.8
<b>Your org</b>	8.6	5.6	7.0	6.0	6.3	7.8	7.8	9.5	7.0	7.2	6.8
<b>Responses</b>	87	90	89	88	67	88	87	87	88	91	90



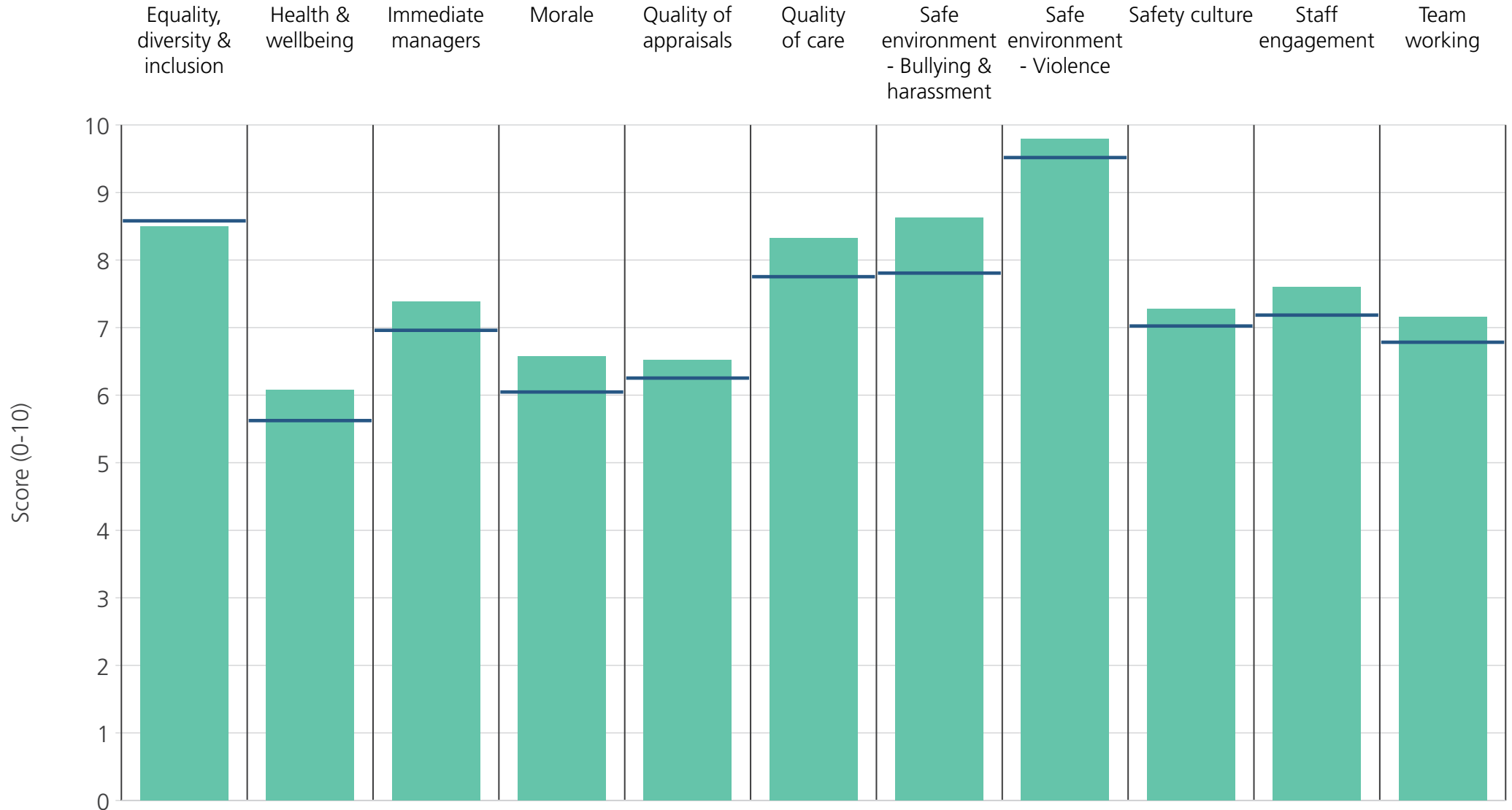
<b>Directorate</b>	9.4	6.9	7.0	7.3	5.3	7.3	7.9	9.4	6.7	7.7	7.4
<b>Your org</b>	8.6	5.6	7.0	6.0	6.3	7.8	7.8	9.5	7.0	7.2	6.8
<b>Responses</b>	47	47	47	46	37	47	47	47	46	48	48



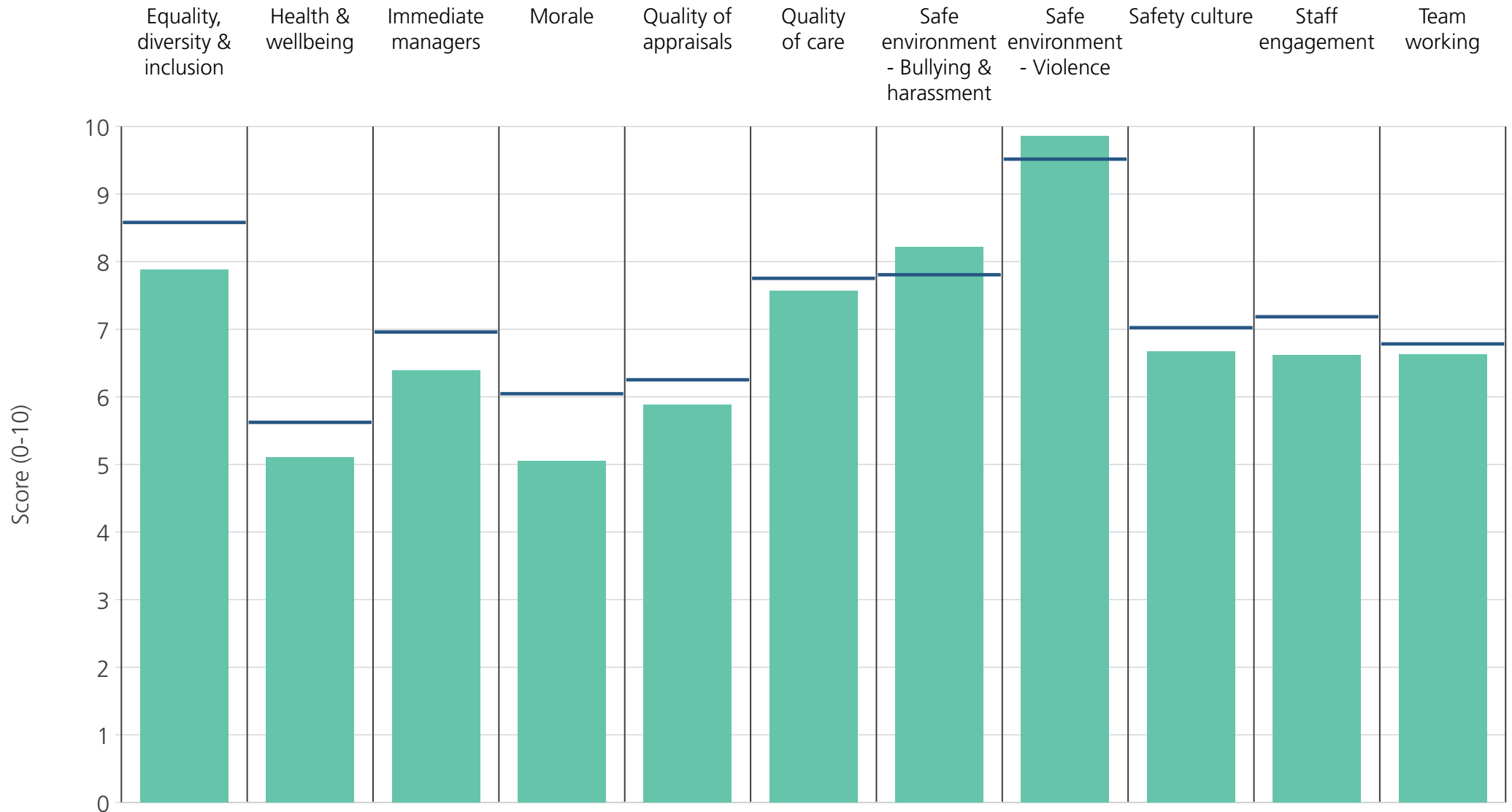
<b>Directorate</b>	8.3	5.4	6.5	5.8	5.4	7.8	7.6	9.3	6.8	6.6	6.4
<b>Your org</b>	8.6	5.6	7.0	6.0	6.3	7.8	7.8	9.5	7.0	7.2	6.8
<b>Responses</b>	69	69	70	69	54	70	67	69	69	73	73



<b>Directorate</b>	8.5	5.1	6.2	6.2	4.8	7.6	7.2	9.9	6.1	7.1	6.5
<b>Your org</b>	8.6	5.6	7.0	6.0	6.3	7.8	7.8	9.5	7.0	7.2	6.8
<b>Responses</b>	50	50	51	48	45	51	48	49	49	51	50

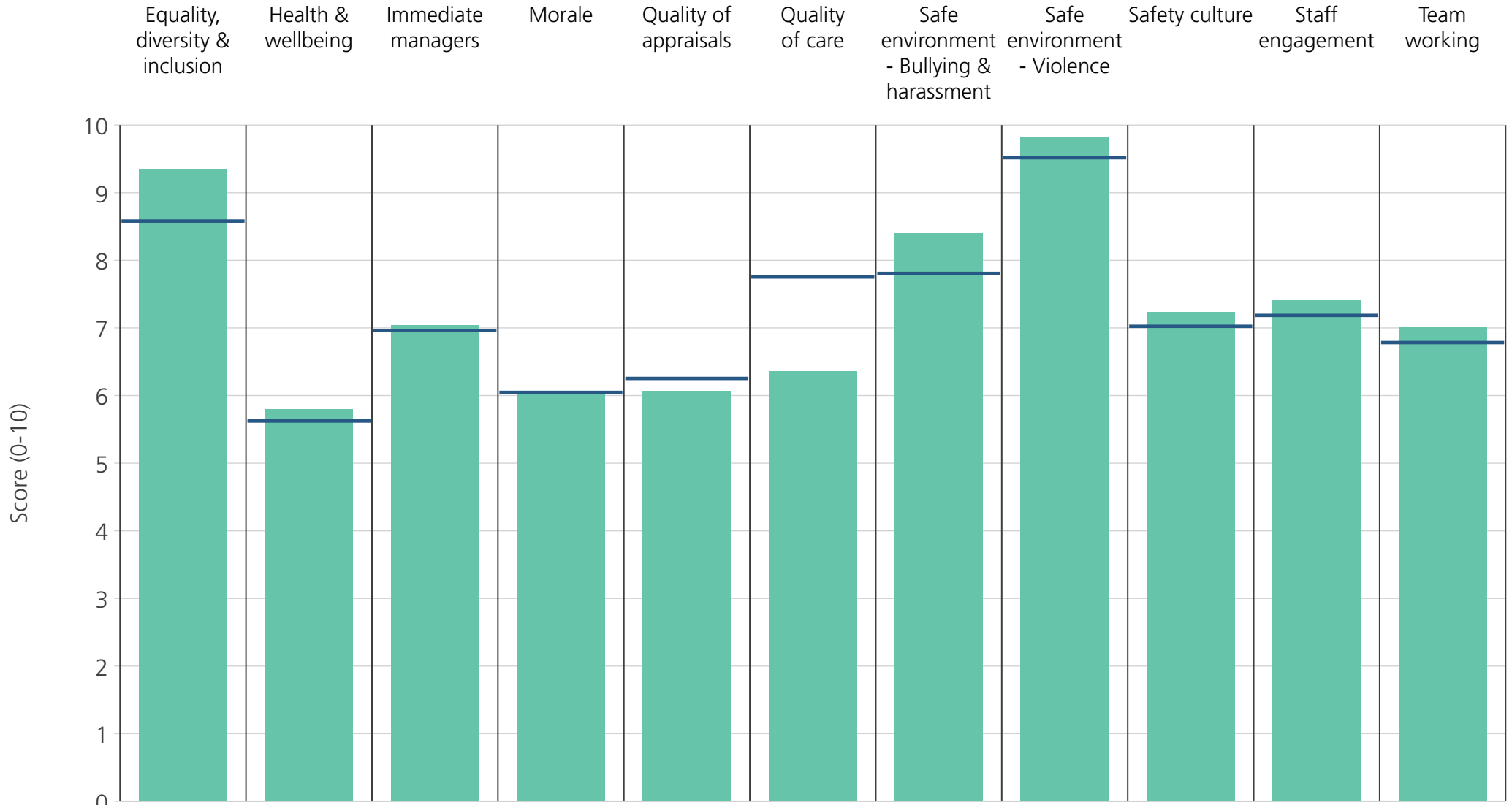


<b>Directorate</b>	8.5	6.1	7.4	6.6	6.5	8.3	8.6	9.8	7.3	7.6	7.2
<b>Your org</b>	8.6	5.6	7.0	6.0	6.3	7.8	7.8	9.5	7.0	7.2	6.8
<b>Responses</b>	63	65	65	61	46	64	63	64	64	65	65

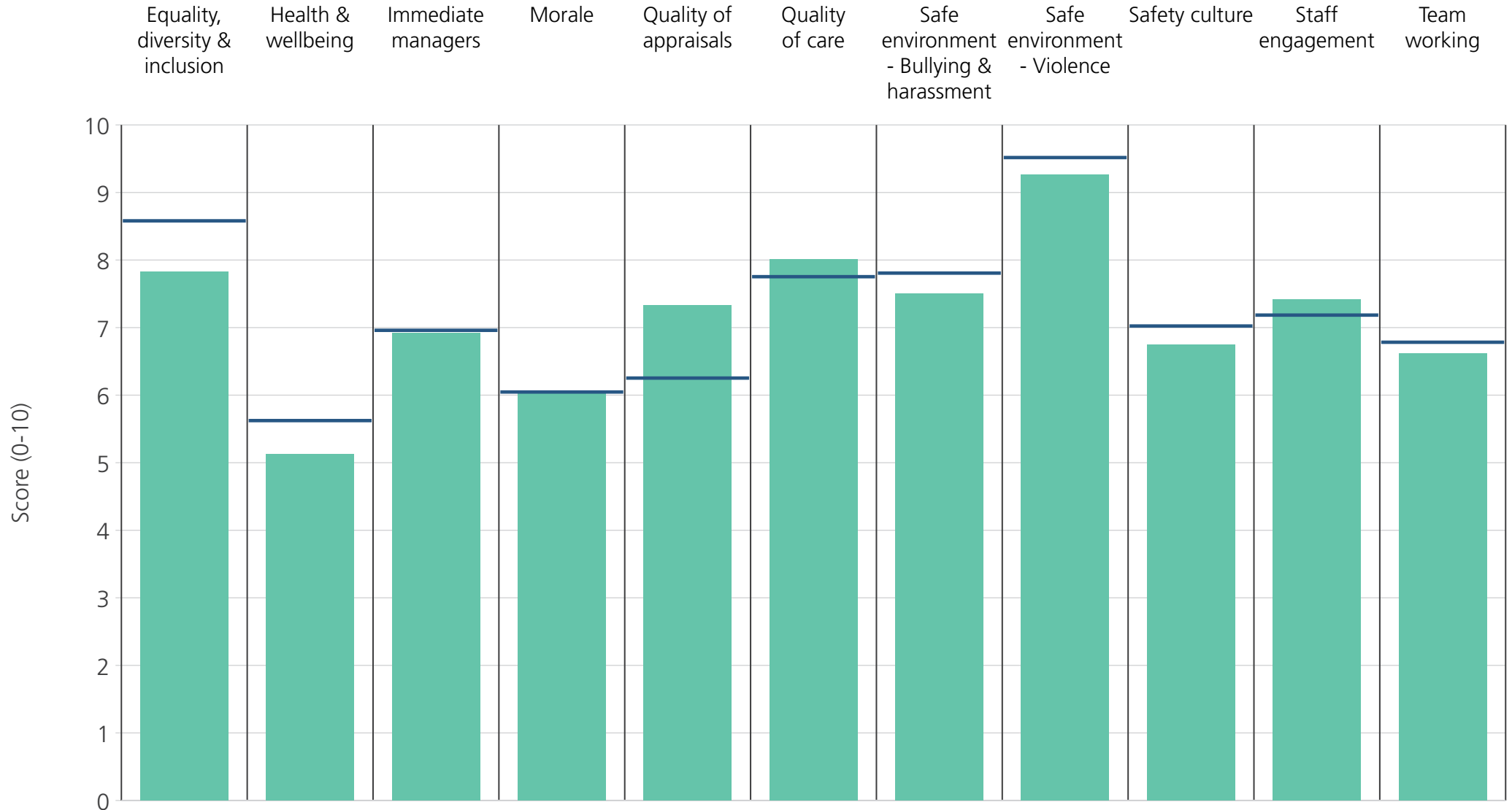


<b>Directorate</b>	7.9	5.1	6.4	5.1	5.9	7.6	8.2	9.9	6.7	6.6	6.6
<b>Your org</b>	8.6	5.6	7.0	6.0	6.3	7.8	7.8	9.5	7.0	7.2	6.8
<b>Responses</b>	70	70	71	69	60	72	69	69	70	73	70

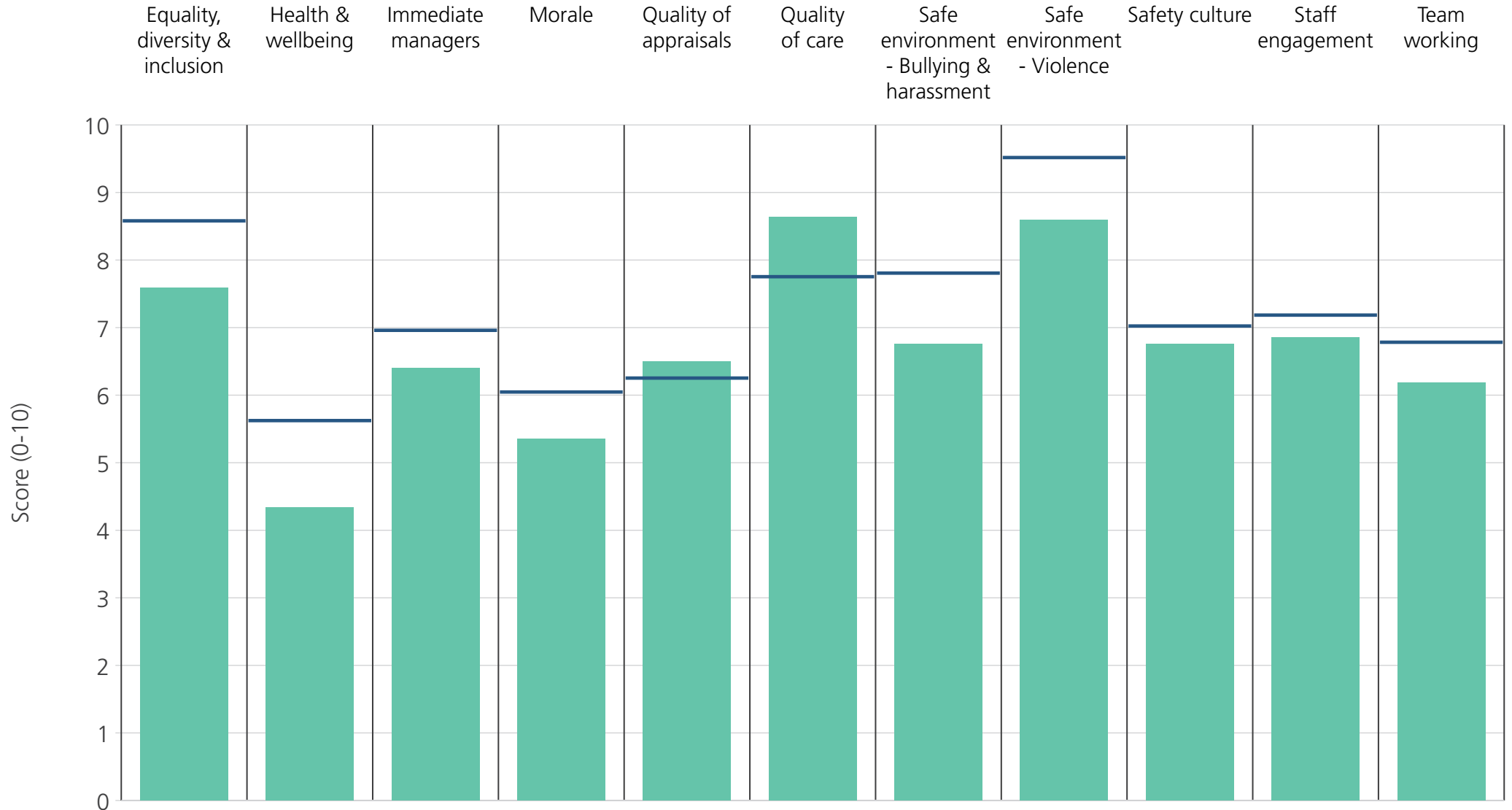




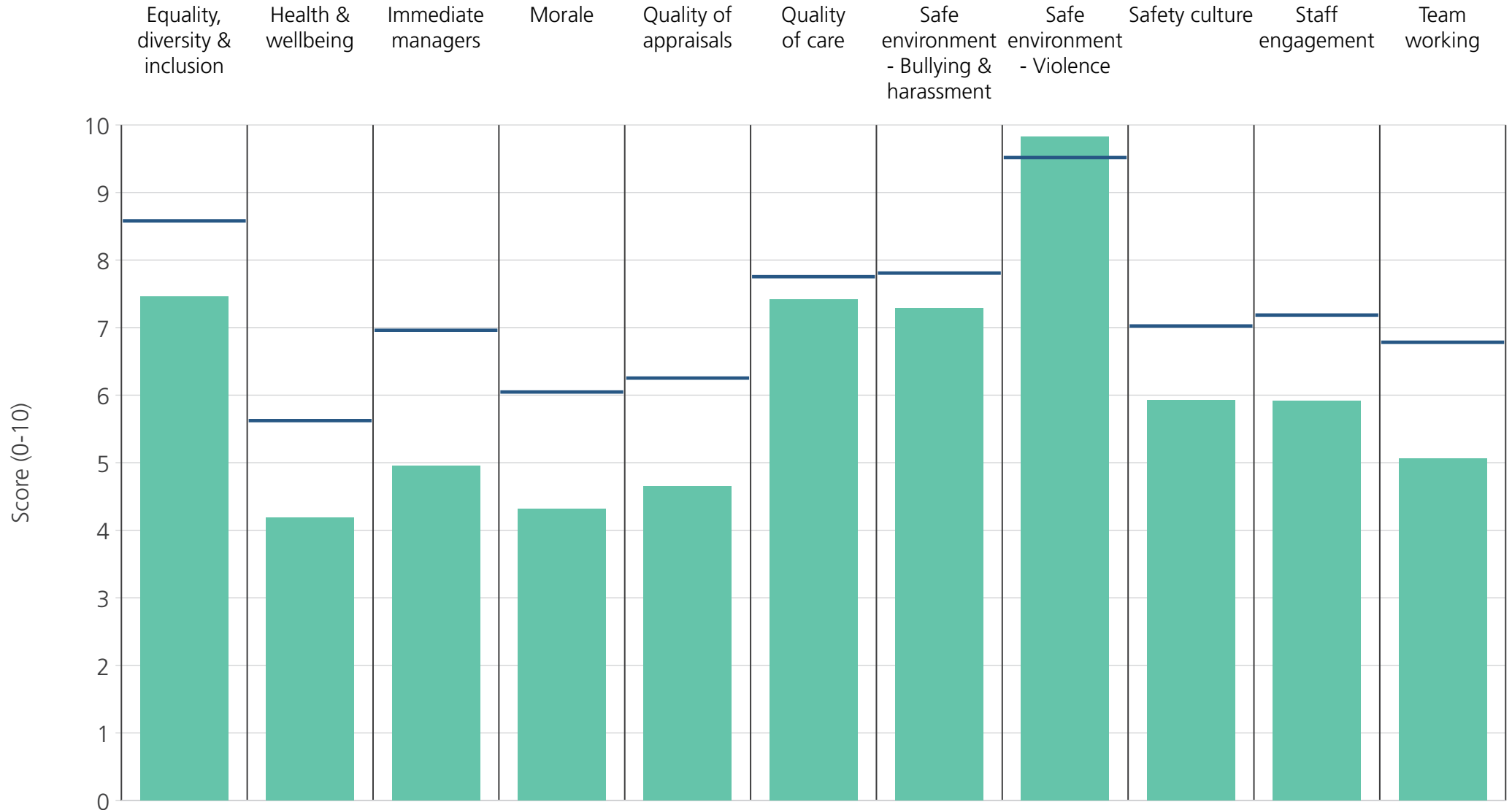
<b>Directorate</b>	9.3	5.8	7.0	6.0	6.1	6.4	8.4	9.8	7.2	7.4	7.0
<b>Your org</b>	8.6	5.6	7.0	6.0	6.3	7.8	7.8	9.5	7.0	7.2	6.8
<b>Responses</b>	55	55	55	55	48	56	54	55	55	56	56



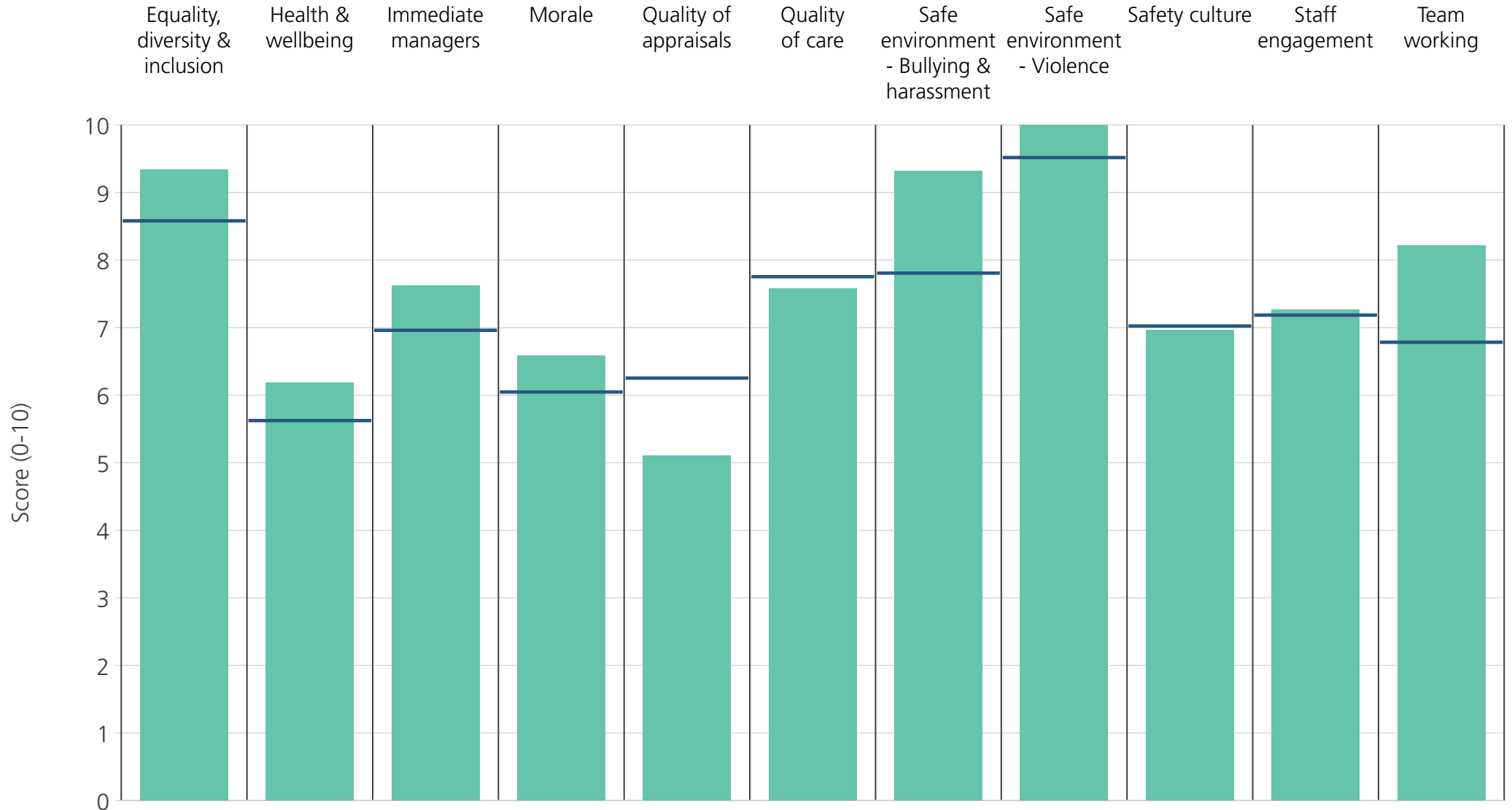
<b>Directorate</b>	7.8	5.1	6.9	6.0	7.3	8.0	7.5	9.3	6.8	7.4	6.6
<b>Your org</b>	8.6	5.6	7.0	6.0	6.3	7.8	7.8	9.5	7.0	7.2	6.8
<b>Responses</b>	36	36	36	34	29	36	36	36	35	38	38



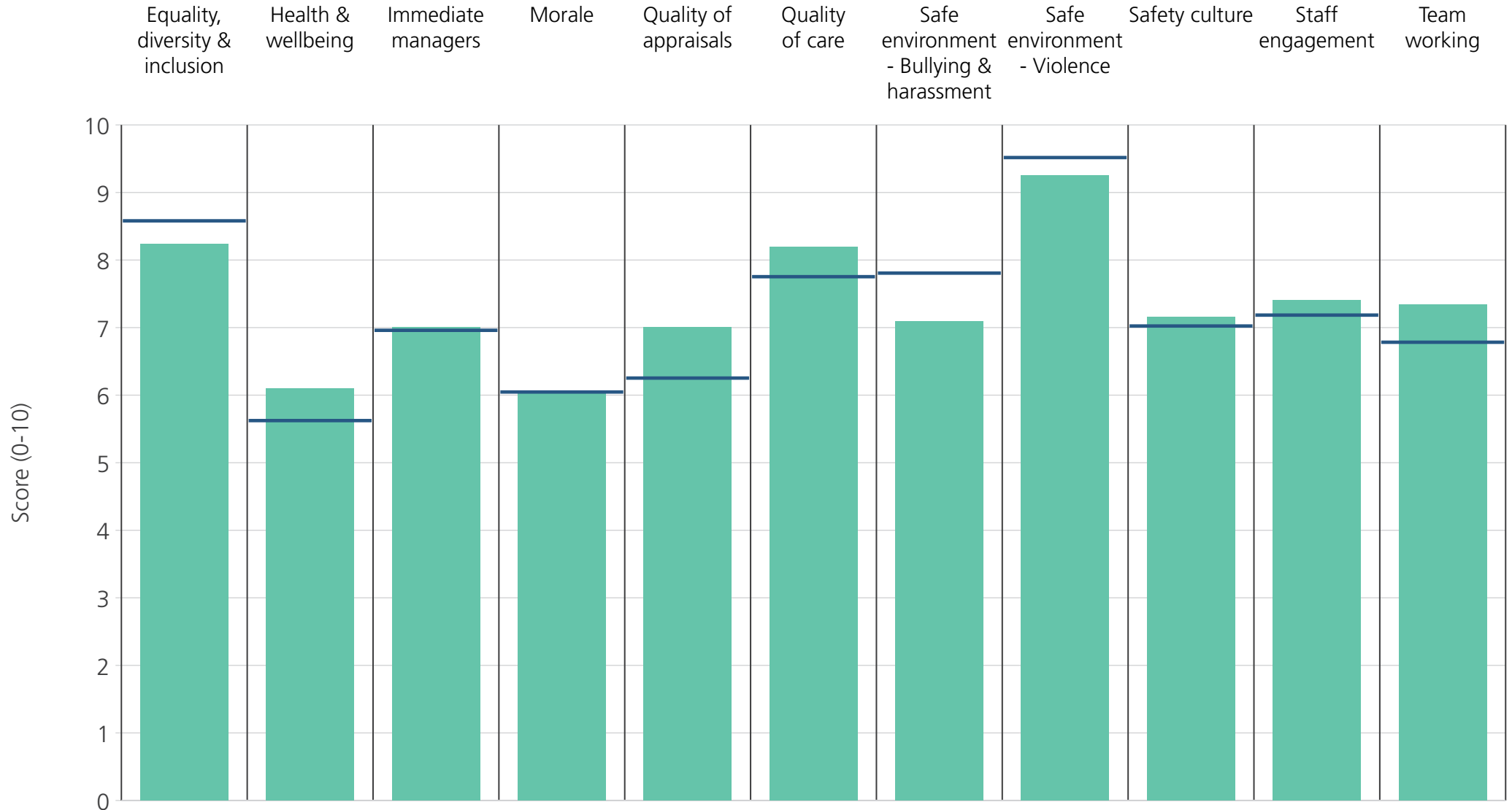
<b>Directorate</b>	7.6	4.3	6.4	5.4	6.5	8.6	6.8	8.6	6.8	6.8	6.2
<b>Your org</b>	8.6	5.6	7.0	6.0	6.3	7.8	7.8	9.5	7.0	7.2	6.8
<b>Responses</b>	38	38	39	38	25	38	38	38	38	38	38



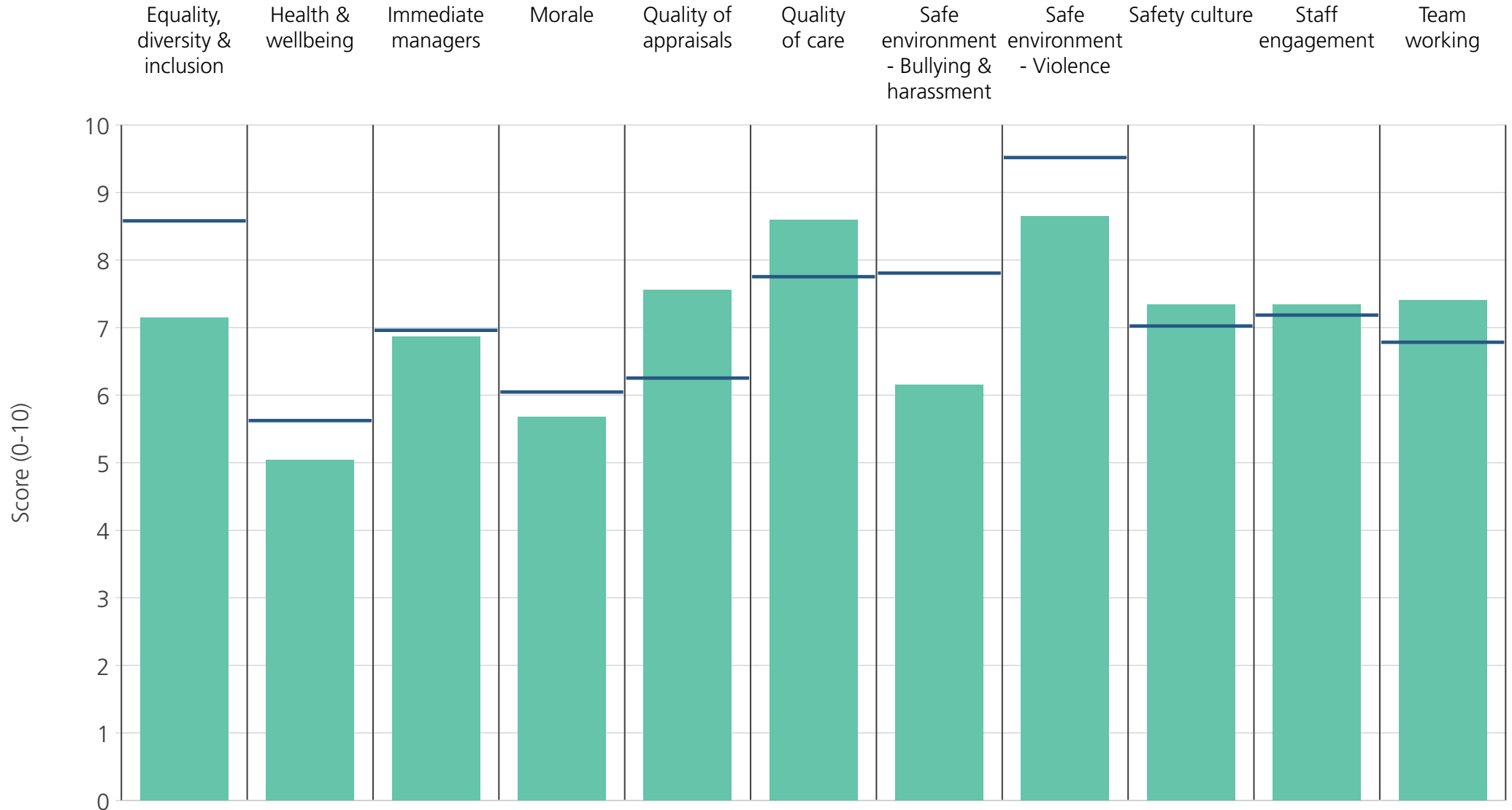
<b>Directorate</b>	7.5	4.2	4.9	4.3	4.7	7.4	7.3	9.8	5.9	5.9	5.1
<b>Your org</b>	8.6	5.6	7.0	6.0	6.3	7.8	7.8	9.5	7.0	7.2	6.8
<b>Responses</b>	40	40	40	40	25	38	38	37	40	40	40



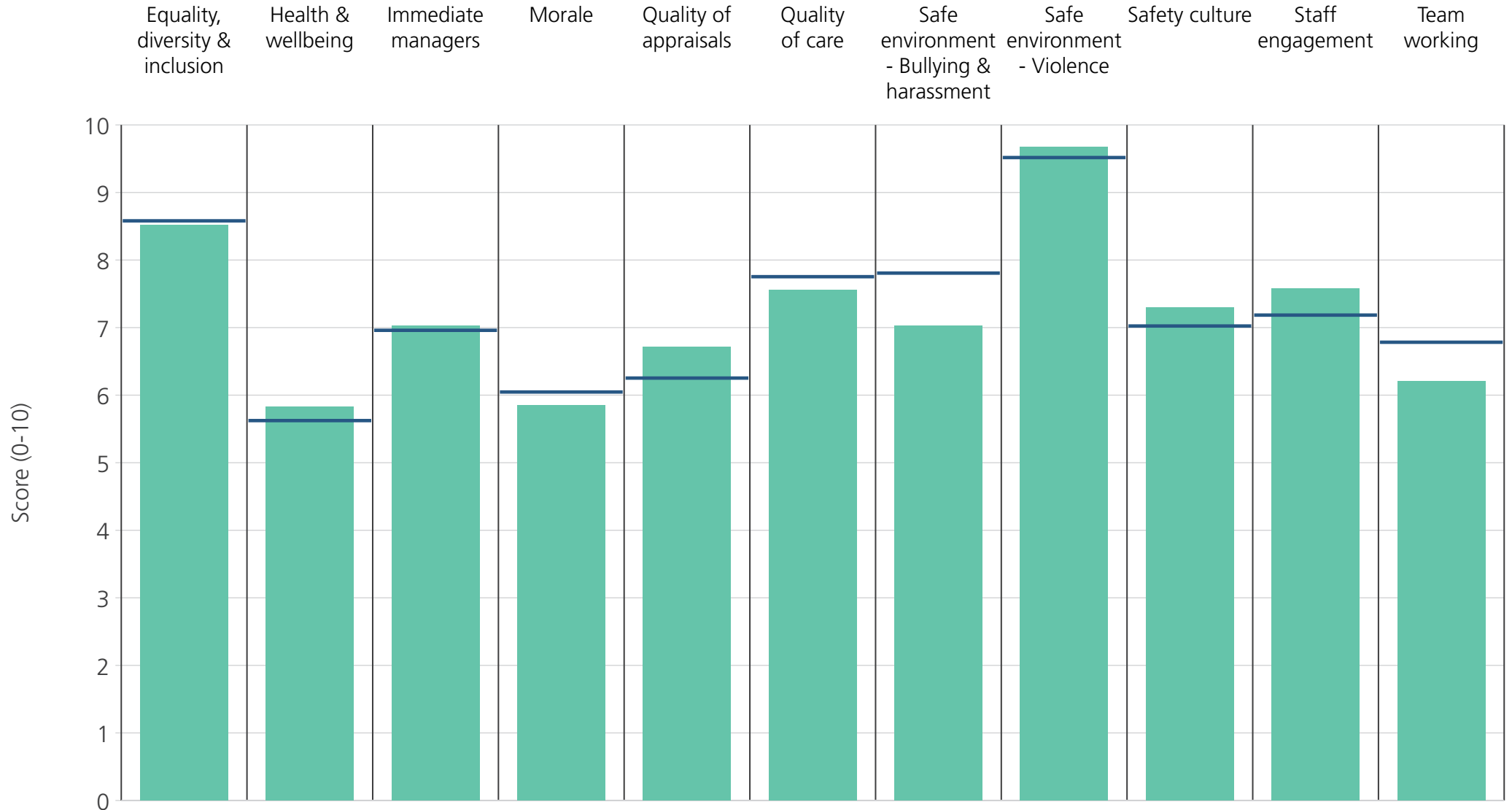
<b>Directorate</b>	9.3	6.2	7.6	6.6	5.1	7.6	9.3	10.0	7.0	7.3	8.2
<b>Your org</b>	8.6	5.6	7.0	6.0	6.3	7.8	7.8	9.5	7.0	7.2	6.8
<b>Responses</b>	63	63	63	62	50	61	63	62	63	63	63



<b>Directorate</b>	8.2	6.1	7.0	6.1	7.0	8.2	7.1	9.3	7.2	7.4	7.3
<b>Your org</b>	8.6	5.6	7.0	6.0	6.3	7.8	7.8	9.5	7.0	7.2	6.8
<b>Responses</b>	41	41	41	41	30	41	39	40	41	41	39

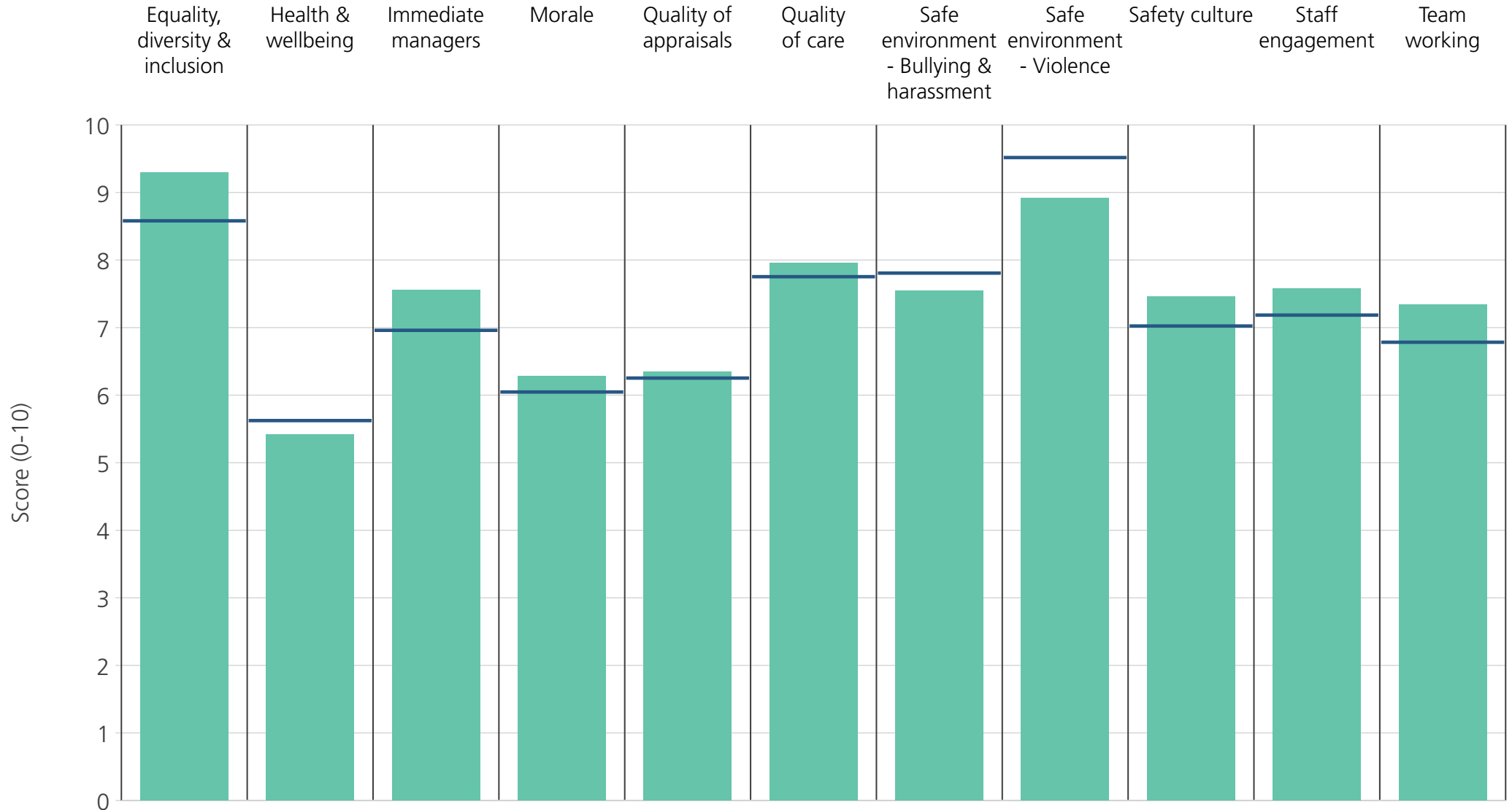


<b>Directorate</b>	7.1	5.0	6.9	5.7	7.6	8.6	6.2	8.6	7.3	7.3	7.4
<b>Your org</b>	8.6	5.6	7.0	6.0	6.3	7.8	7.8	9.5	7.0	7.2	6.8
<b>Responses</b>	26	26	27	24	21	26	26	27	26	28	26

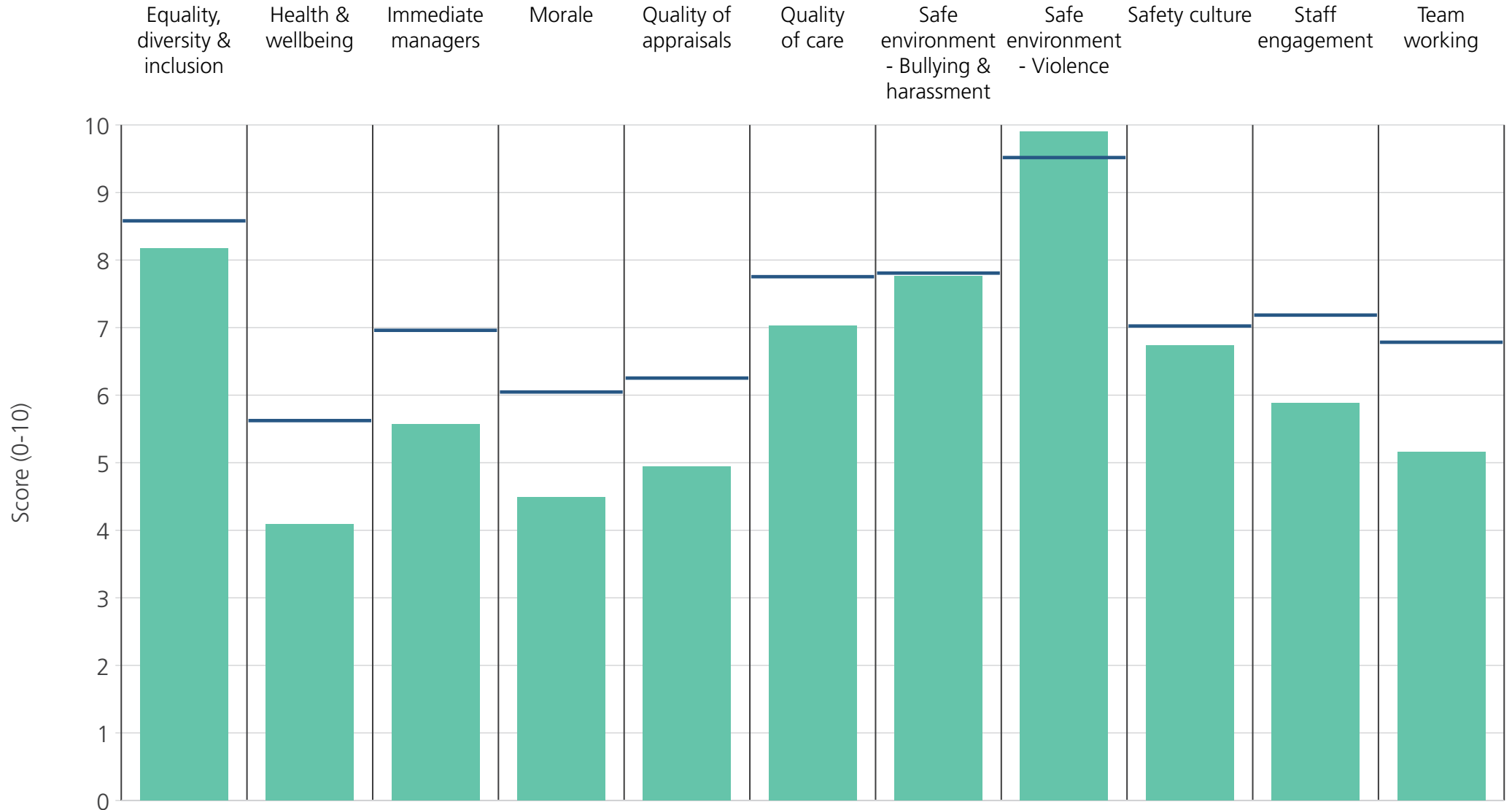


<b>Directorate</b>	8.5	5.8	7.0	5.8	6.7	7.6	7.0	9.7	7.3	7.6	6.2
<b>Your org</b>	8.6	5.6	7.0	6.0	6.3	7.8	7.8	9.5	7.0	7.2	6.8
<b>Responses</b>	32	32	32	33	24	32	32	31	32	34	31

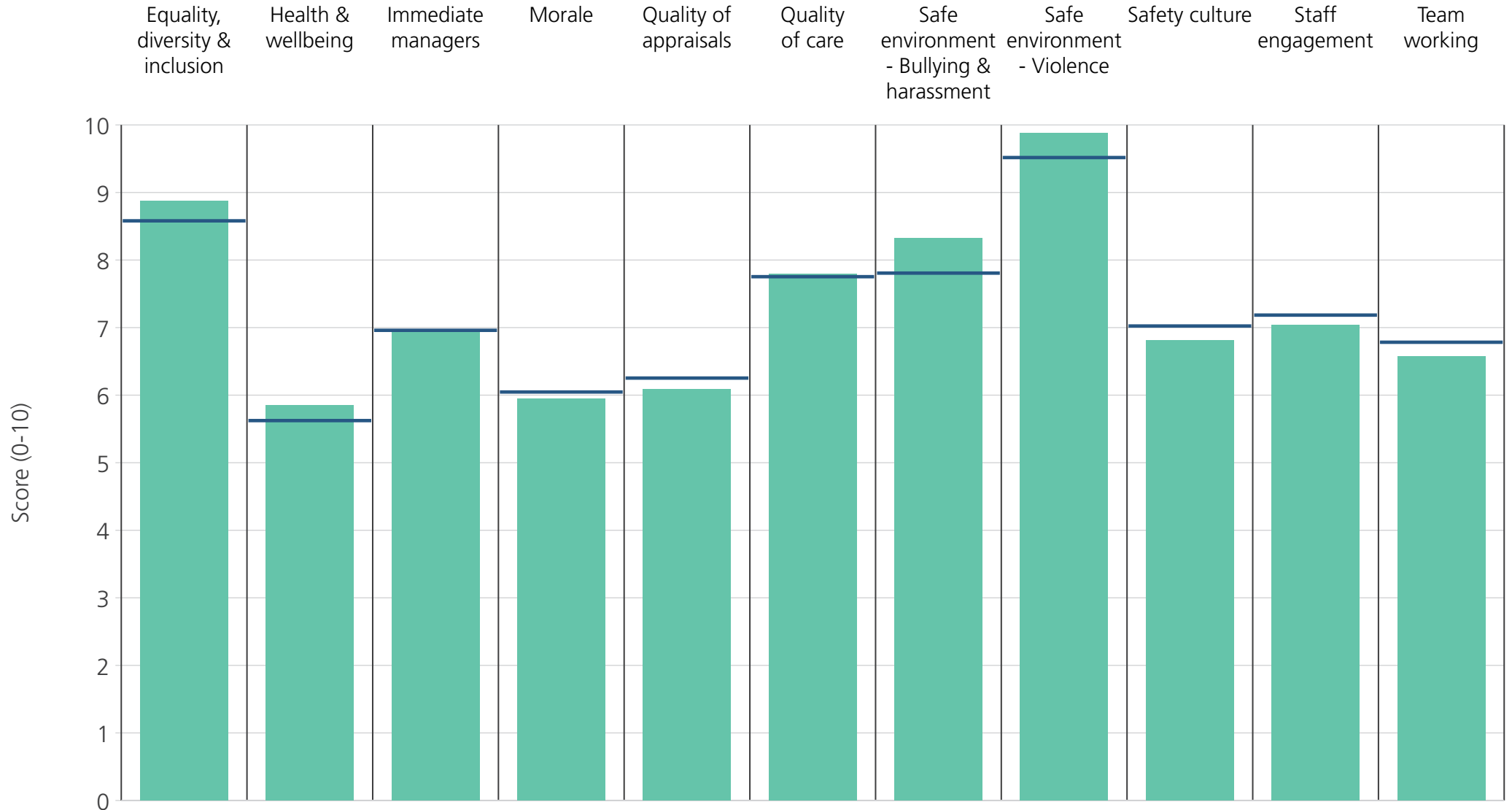




<b>Directorate</b>	9.3	5.4	7.6	6.3	6.3	8.0	7.5	8.9	7.5	7.6	7.3
<b>Your org</b>	8.6	5.6	7.0	6.0	6.3	7.8	7.8	9.5	7.0	7.2	6.8
<b>Responses</b>	38	38	38	37	35	38	38	37	38	38	38



<b>Directorate</b>	8.2	4.1	5.6	4.5	4.9	7.0	7.8	9.9	6.7	5.9	5.2
<b>Your org</b>	8.6	5.6	7.0	6.0	6.3	7.8	7.8	9.5	7.0	7.2	6.8
<b>Responses</b>	32	32	32	32	22	32	32	32	32	32	32



<b>Directorate</b>	8.9	5.8	7.0	5.9	6.1	7.8	8.3	9.9	6.8	7.0	6.6
<b>Your org</b>	8.6	5.6	7.0	6.0	6.3	7.8	7.8	9.5	7.0	7.2	6.8
<b>Responses</b>	557	561	561	548	411	460	555	558	553	566	560