

The Royal Orthopaedic Hospital NHS Foundation Trust

2019 NHS Staff Survey

Directorate Report

Contents

Introduction	3
Themes – Directorates 1	4
Garry Marsh - Nursing	5
Jo Williams - Corporate	6
Marie Peplow - Operations	7
Matt Revell - Medical	8
Phil Begg - Strategy and Delivery	9
Simon Grainger Lloyd - Management Offices	10
Steve Washbourne - Finance and IT	11

This directorate report for The Royal Orthopaedic Hospital NHS Foundation Trust contains results by directorate for themes from the 2019 NHS Staff Survey. These results are compared to the unweighted average for your organisation.

Please note: It is possible that there are differences between the 'Your org' scores reported in this directorate report and those in the benchmark report. This is because the results in the benchmark report are weighted to allow for fair comparisons between organisations of a similar type. However, in this report comparisons are made within your organisation so the unweighted organisation result is a more appropriate point of comparison.

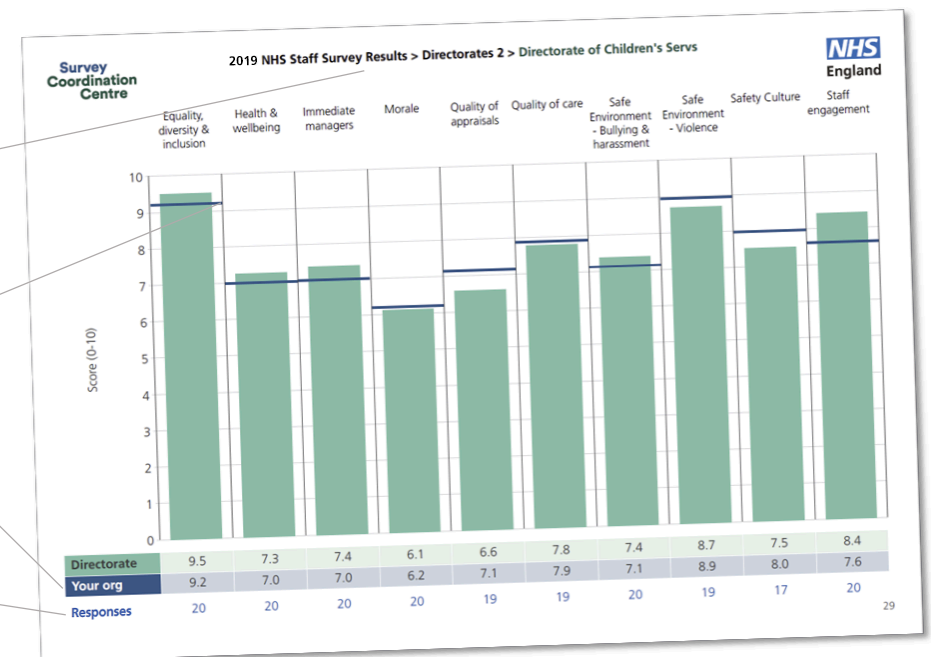
The directorate breakdowns used in this report were provided and defined by The Royal Orthopaedic Hospital NHS Foundation Trust. Details of how the theme scores were calculated are included in the Technical Document, available to download from our [results website](#).

Key features

Breakdown type and **directorate name** are specified in the header. Black text in the header is hyperlinked: clicking on '2019 NHS Staff Survey Results' navigates back to the contents page.

Directorate results are presented in the context of the (unweighted) **organisation average ('Your org')**, so it is easy to tell if a directorate is performing better or worse than the organisation average. For all themes, a higher score is a better result than a lower score.

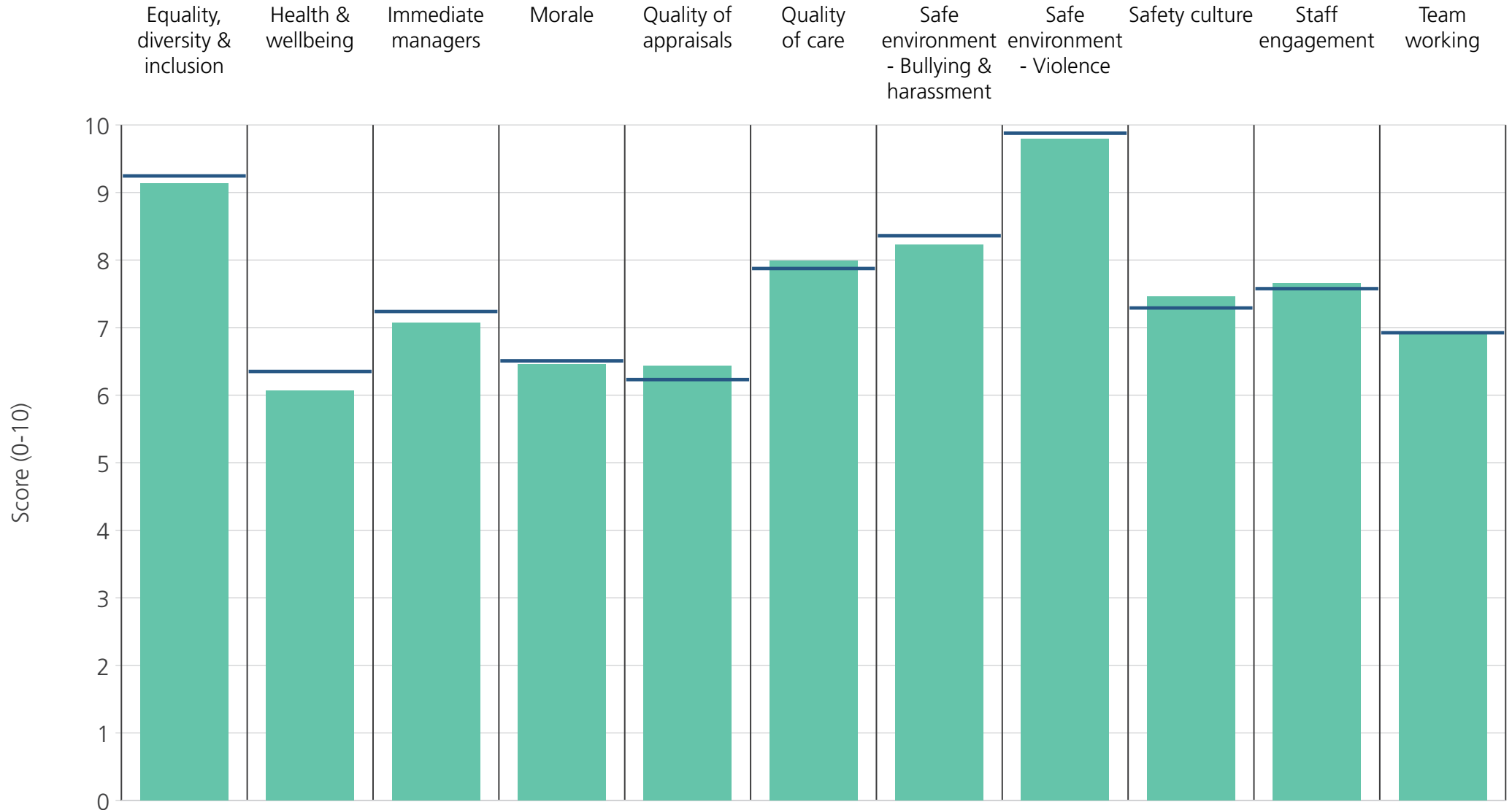
The **number of responses** feeding into each theme score **for the given directorate** is specified below the table containing the directorate and trust scores.



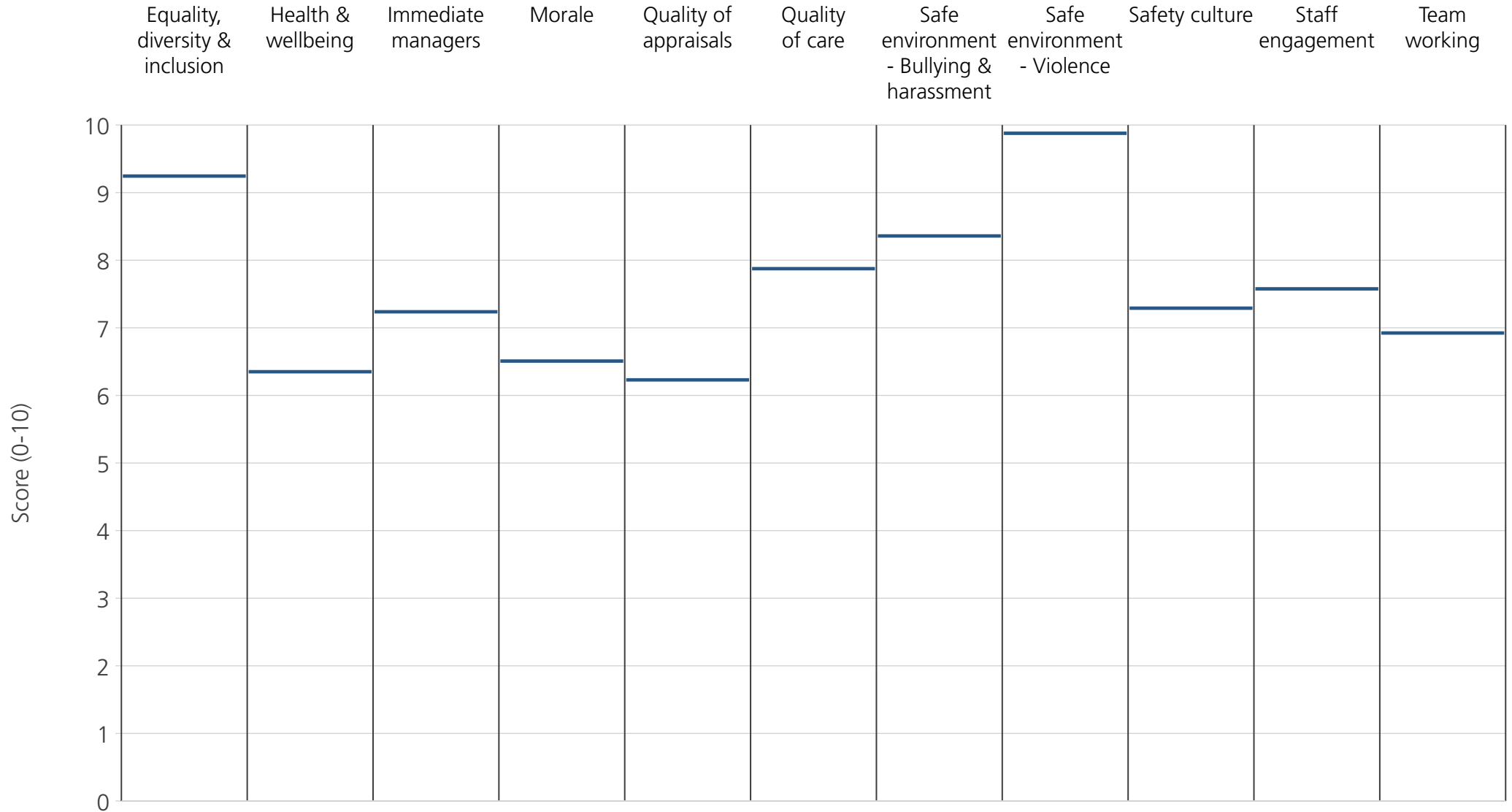
! Note: when there are less than 11 responses in a group, results are suppressed to protect staff confidentiality

Directorates 1

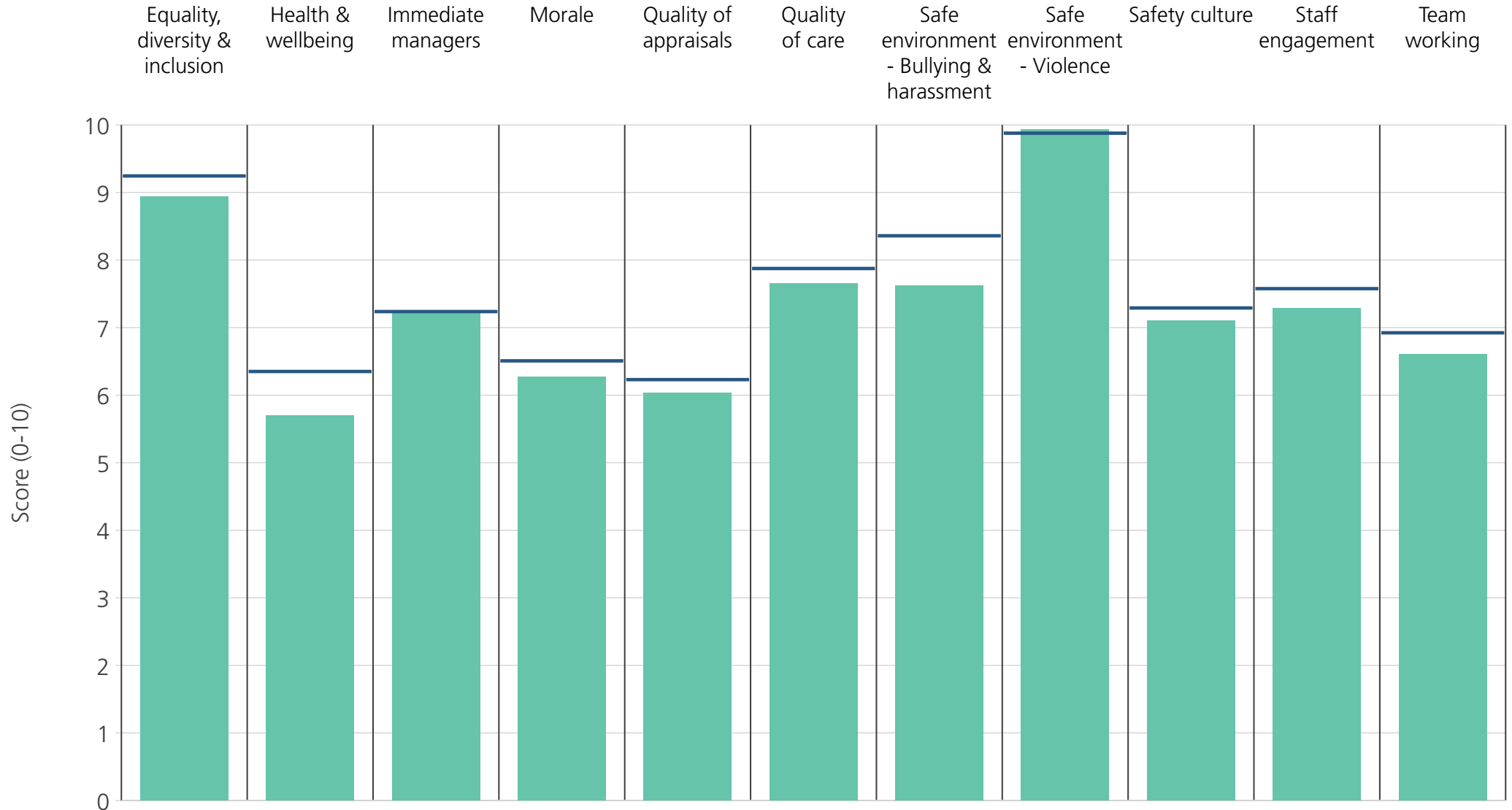
The Royal Orthopaedic Hospital NHS Foundation Trust
2019 NHS Staff Survey Results



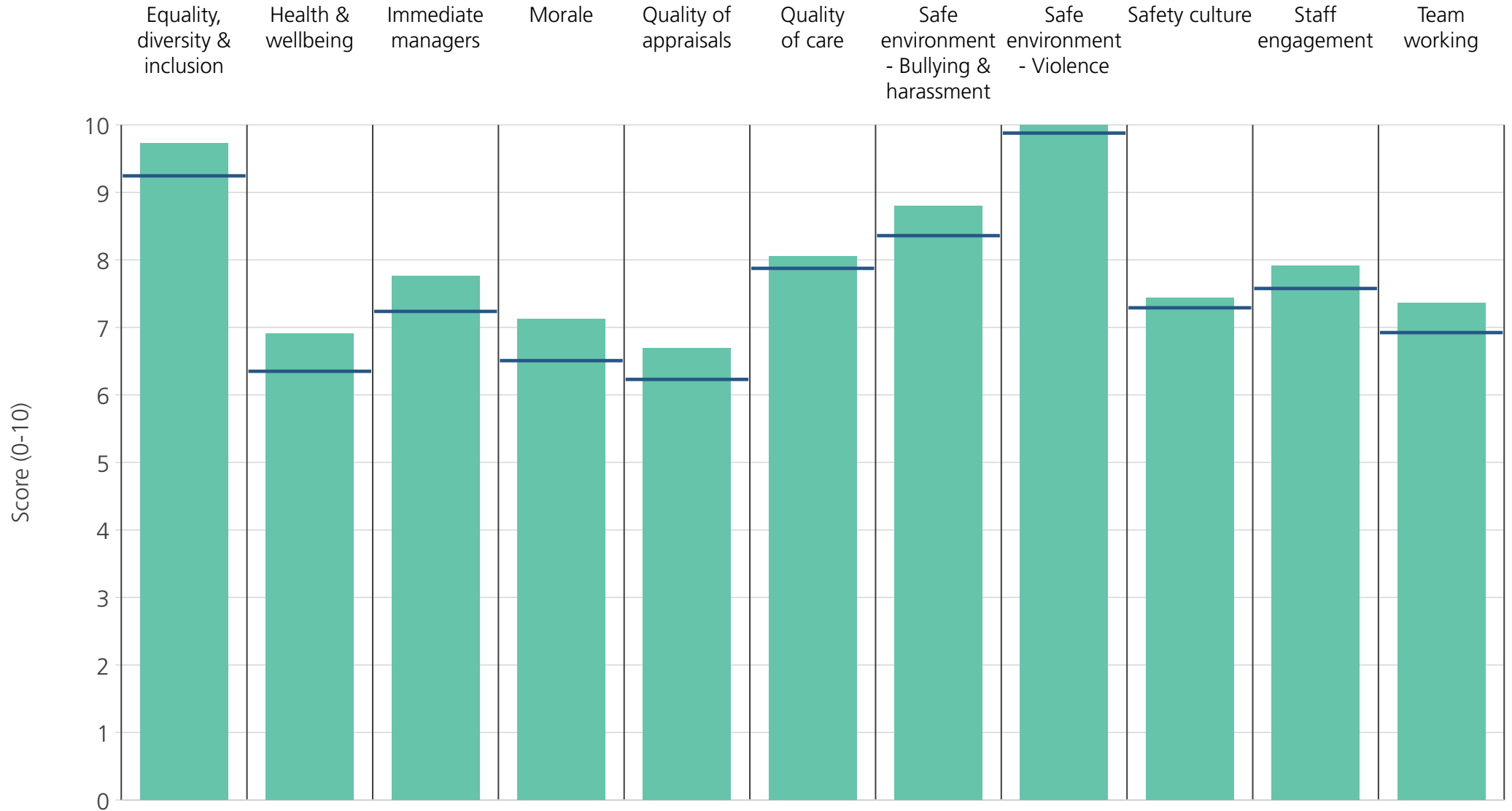
Directorate	9.1	6.1	7.1	6.5	6.4	8.0	8.2	9.8	7.5	7.6	6.9
Your org	9.2	6.4	7.2	6.5	6.2	7.9	8.4	9.9	7.3	7.6	6.9
Responses	190	191	191	191	164	181	188	190	191	191	190



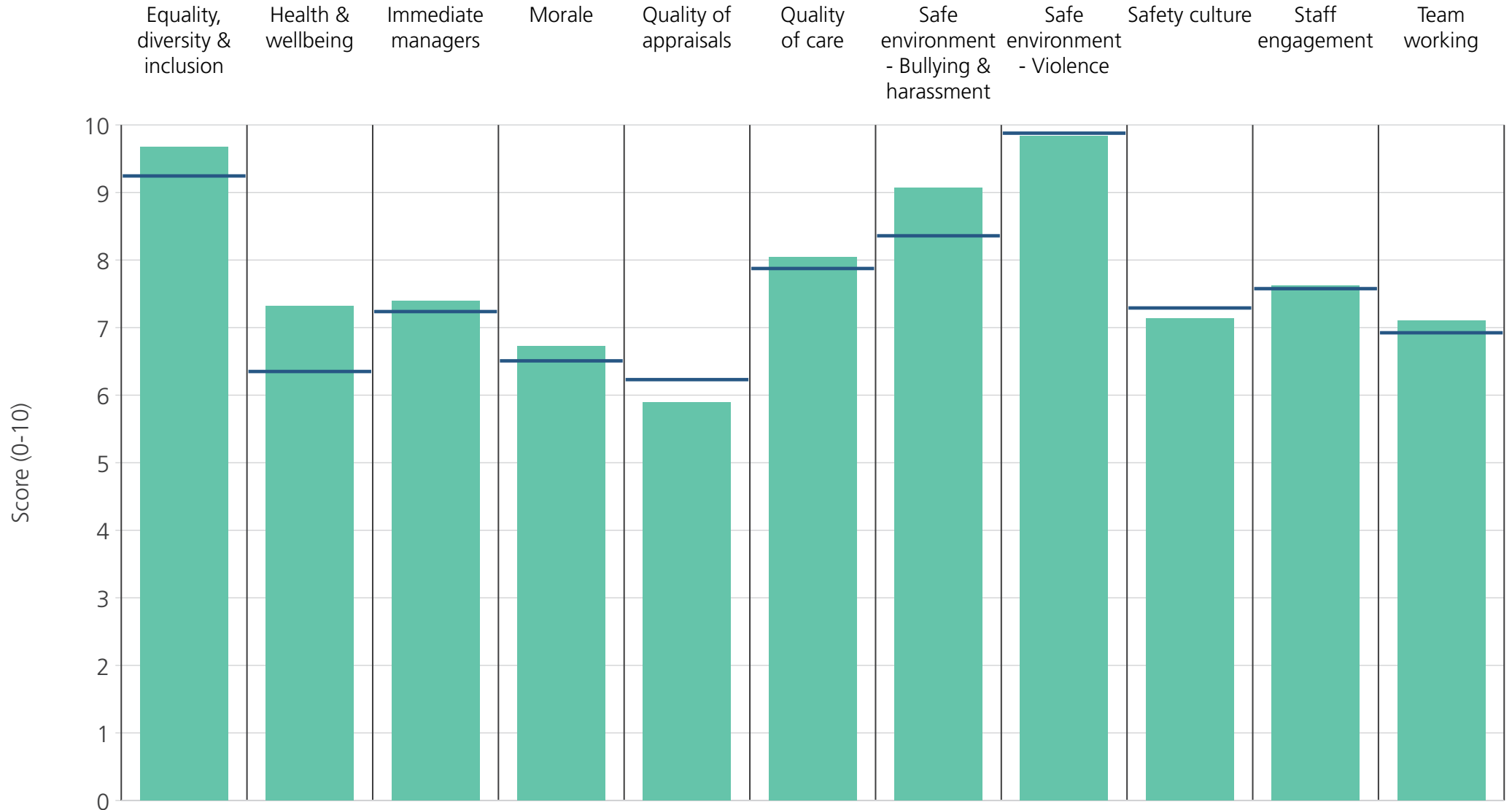
Directorate											
Your org	9.2	6.4	7.2	6.5	6.2	7.9	8.4	9.9	7.3	7.6	6.9
Responses	8	8	8	8	7	3	8	8	8	8	7



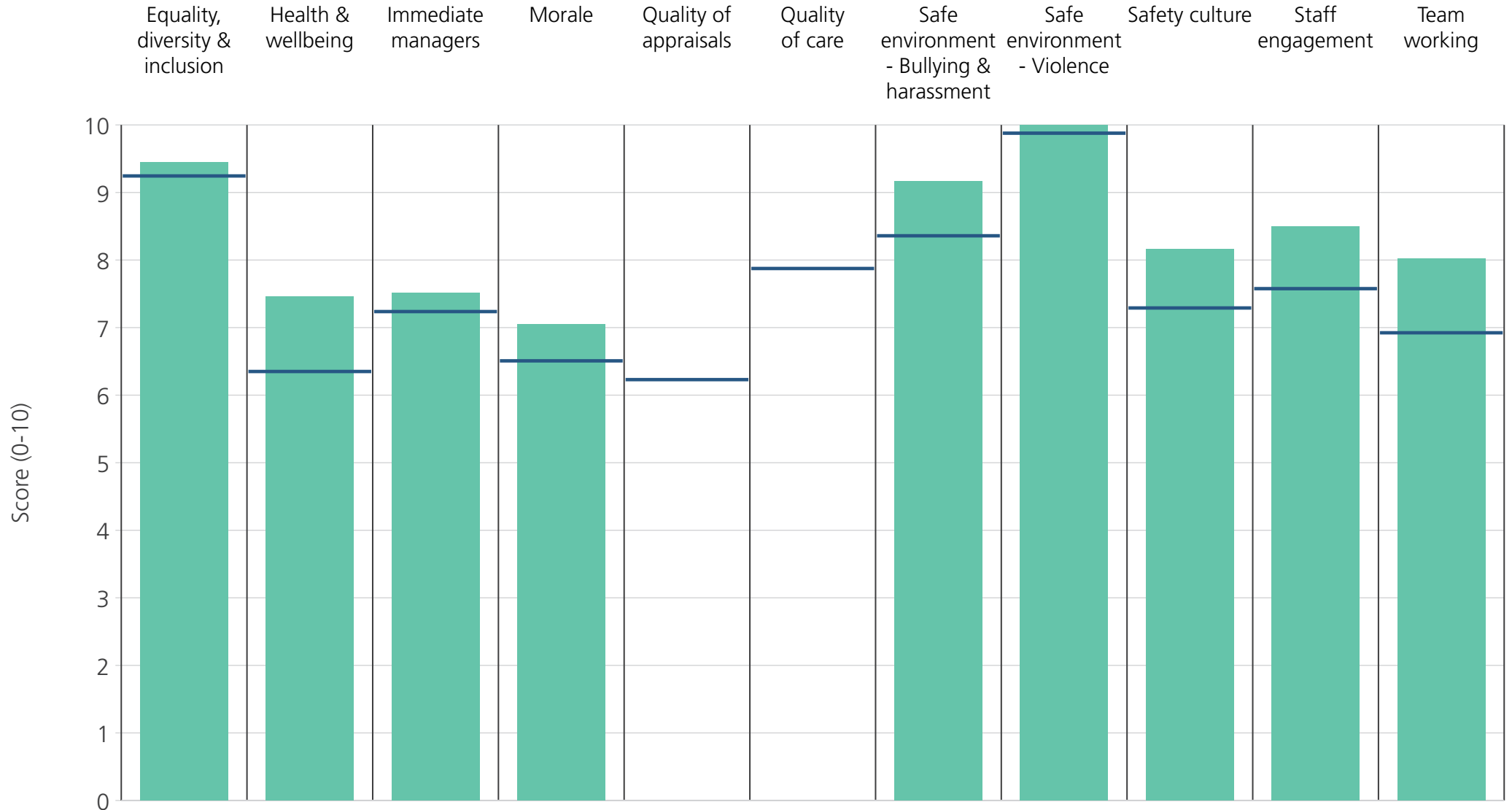
Directorate	8.9	5.7	7.2	6.3	6.0	7.7	7.6	9.9	7.1	7.3	6.6
Your org	9.2	6.4	7.2	6.5	6.2	7.9	8.4	9.9	7.3	7.6	6.9
Responses	153	154	154	153	127	143	153	153	154	154	153



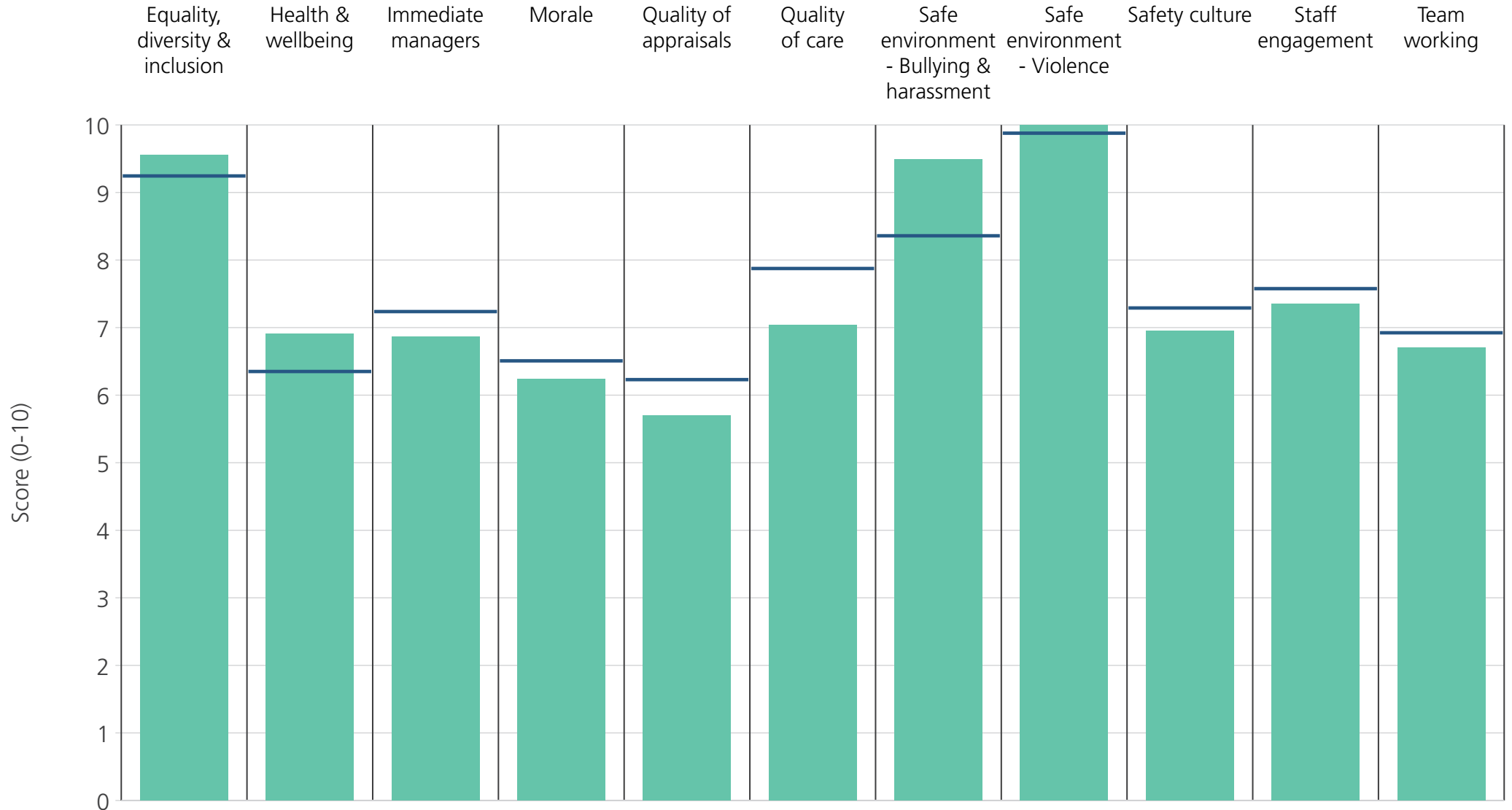
Directorate	9.7	6.9	7.8	7.1	6.7	8.1	8.8	10.0	7.4	7.9	7.4
Your org	9.2	6.4	7.2	6.5	6.2	7.9	8.4	9.9	7.3	7.6	6.9
Responses	36	36	36	36	31	36	36	36	36	36	36



Directorate	9.7	7.3	7.4	6.7	5.9	8.0	9.1	9.8	7.1	7.6	7.1
Your org	9.2	6.4	7.2	6.5	6.2	7.9	8.4	9.9	7.3	7.6	6.9
Responses	84	84	83	81	73	62	82	81	83	82	81



Directorate	9.4	7.5	7.5	7.0			9.2	10.0	8.2	8.5	8.0
Your org	9.2	6.4	7.2	6.5	6.2	7.9	8.4	9.9	7.3	7.6	6.9
Responses	12	12	12	12	8	5	12	12	12	12	12



Directorate	9.6	6.9	6.9	6.2	5.7	7.0	9.5	10.0	6.9	7.3	6.7
Your org	9.2	6.4	7.2	6.5	6.2	7.9	8.4	9.9	7.3	7.6	6.9
Responses	39	39	39	39	25	17	39	39	37	39	39