

# University Hospitals Birmingham NHS Foundation Trust

2019 NHS Staff Survey

**Directorate Report**

**Contents**

Introduction . . . . .	3
Themes – Directorates 1 . . . . .	4
Queen Elizabeth Hospital Birmingham . . . . .	5
Heartlands Hospital . . . . .	6
Good Hope Hospital . . . . .	7
Solihull Hospital . . . . .	8
Solihull & Community . . . . .	9
Themes – Directorates 2 . . . . .	10
Corporate . . . . .	11
Division 1 . . . . .	12
Division 3 . . . . .	13
Division 2 . . . . .	14
Division 4 . . . . .	15
Division 5 . . . . .	16
Division 6 . . . . .	17
Research & Development . . . . .	18
Central Operations . . . . .	19

This directorate report for University Hospitals Birmingham NHS Foundation Trust contains results by directorate for themes from the 2019 NHS Staff Survey. These results are compared to the unweighted average for your organisation.

**Please note:** It is possible that there are differences between the 'Your org' scores reported in this directorate report and those in the benchmark report. This is because the results in the benchmark report are weighted to allow for fair comparisons between organisations of a similar type. However, in this report comparisons are made within your organisation so the unweighted organisation result is a more appropriate point of comparison.

The directorate breakdowns used in this report were provided and defined by University Hospitals Birmingham NHS Foundation Trust. Details of how the theme scores were calculated are included in the Technical Document, available to download from our [results website](#).

## Key features

Breakdown type and **directorate name** are specified in the header. Black text in the header is hyperlinked: clicking on '2019 NHS Staff Survey Results' navigates back to the contents page.

Directorate results are presented in the context of the (unweighted) **organisation average ('Your org')**, so it is easy to tell if a directorate is performing better or worse than the organisation average. For all themes, a higher score is a better result than a lower score.

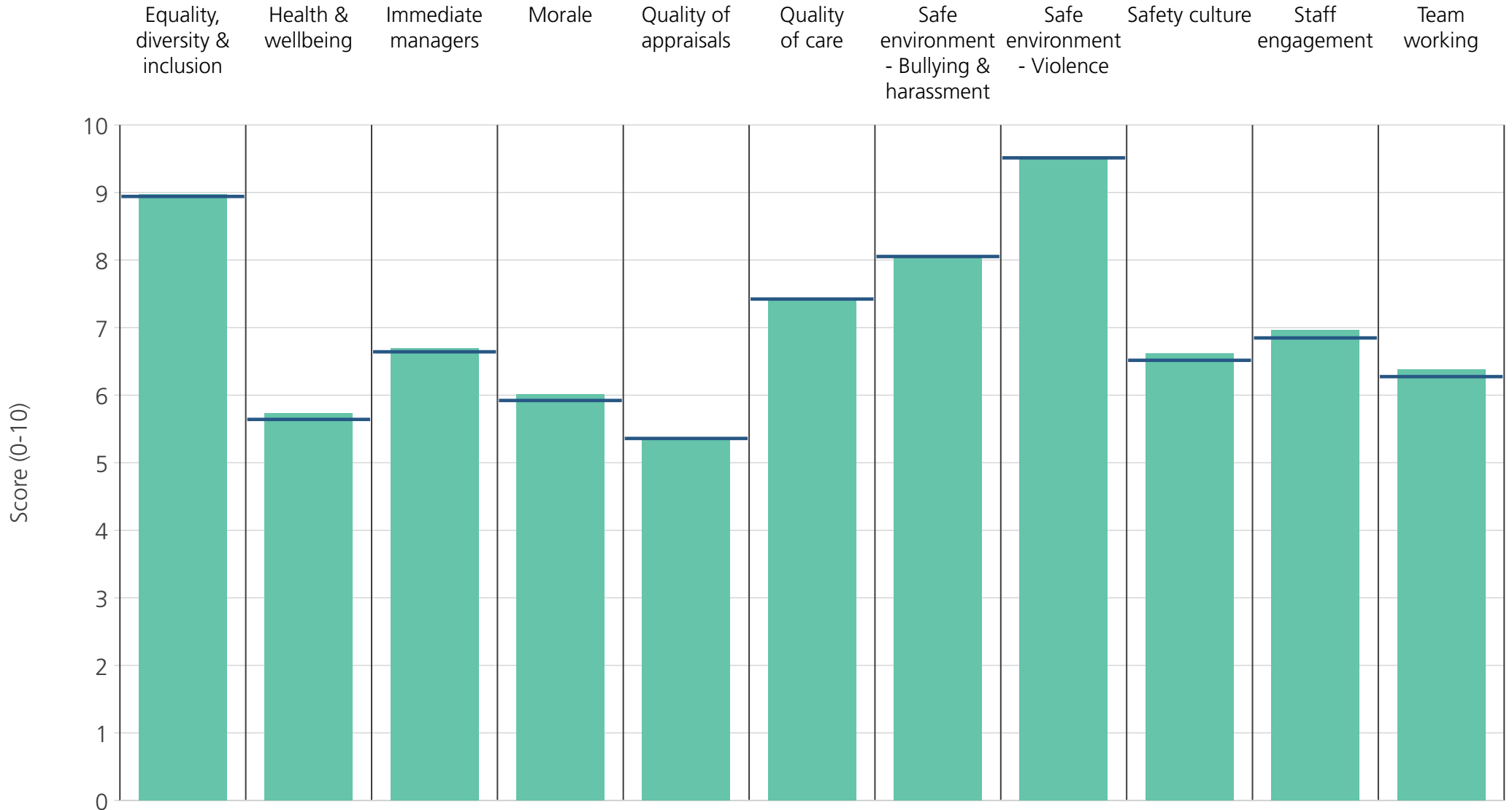
The **number of responses** feeding into each theme score **for the given directorate** is specified below the table containing the directorate and trust scores.



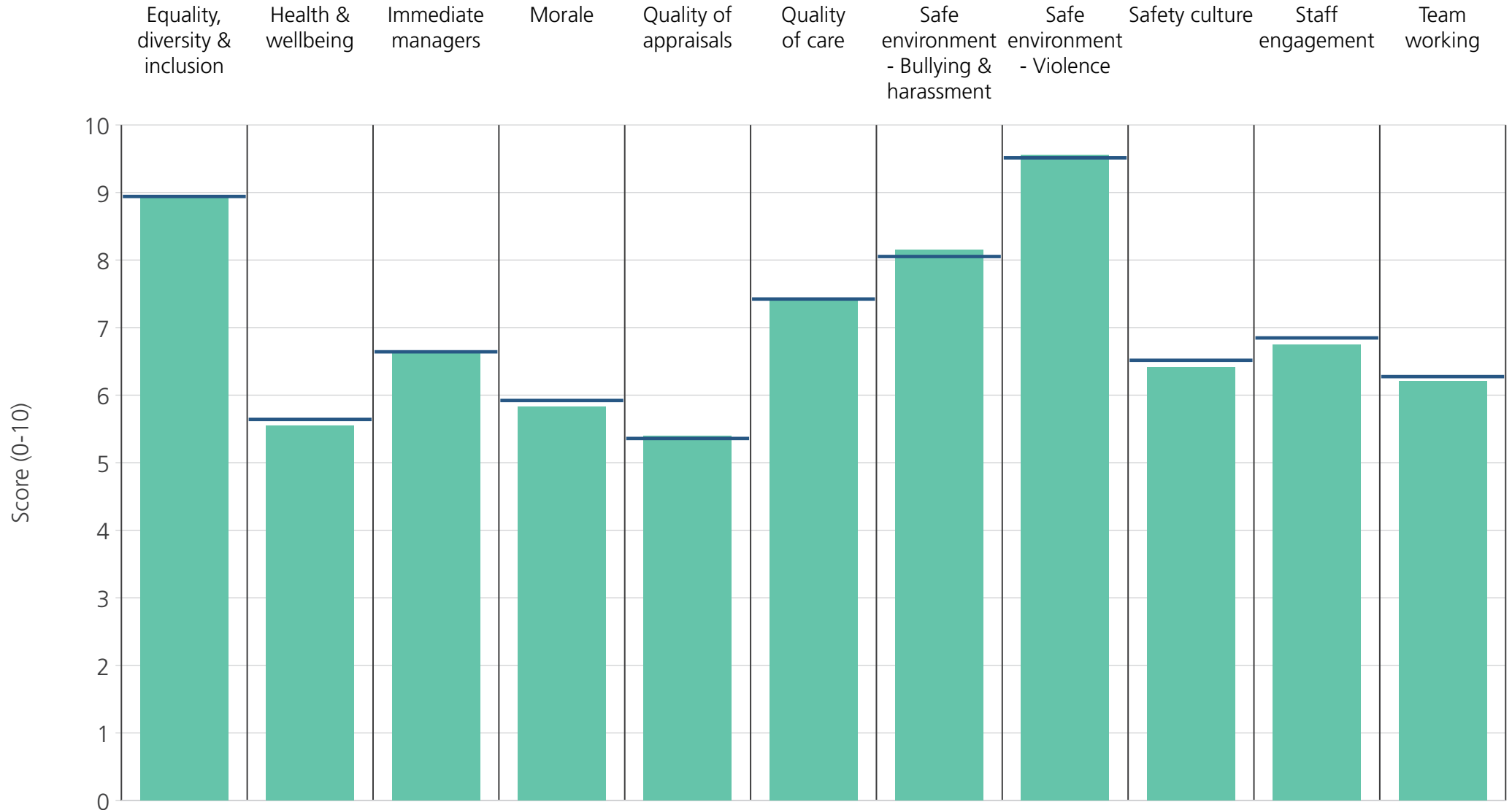
**! Note:** when there are less than 11 responses in a group, results are suppressed to protect staff confidentiality

# Directorates 1

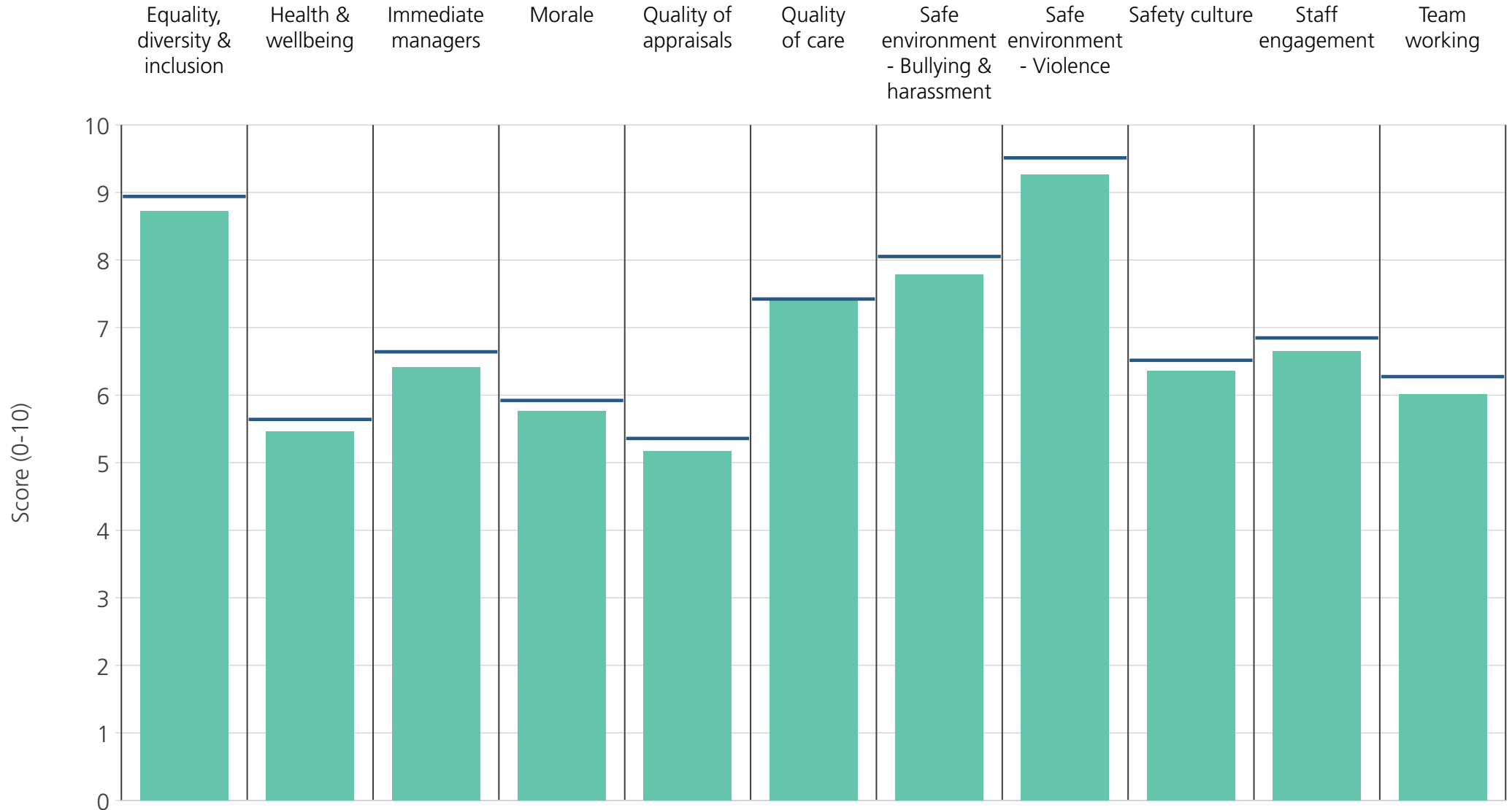
University Hospitals Birmingham NHS Foundation Trust  
2019 NHS Staff Survey Results



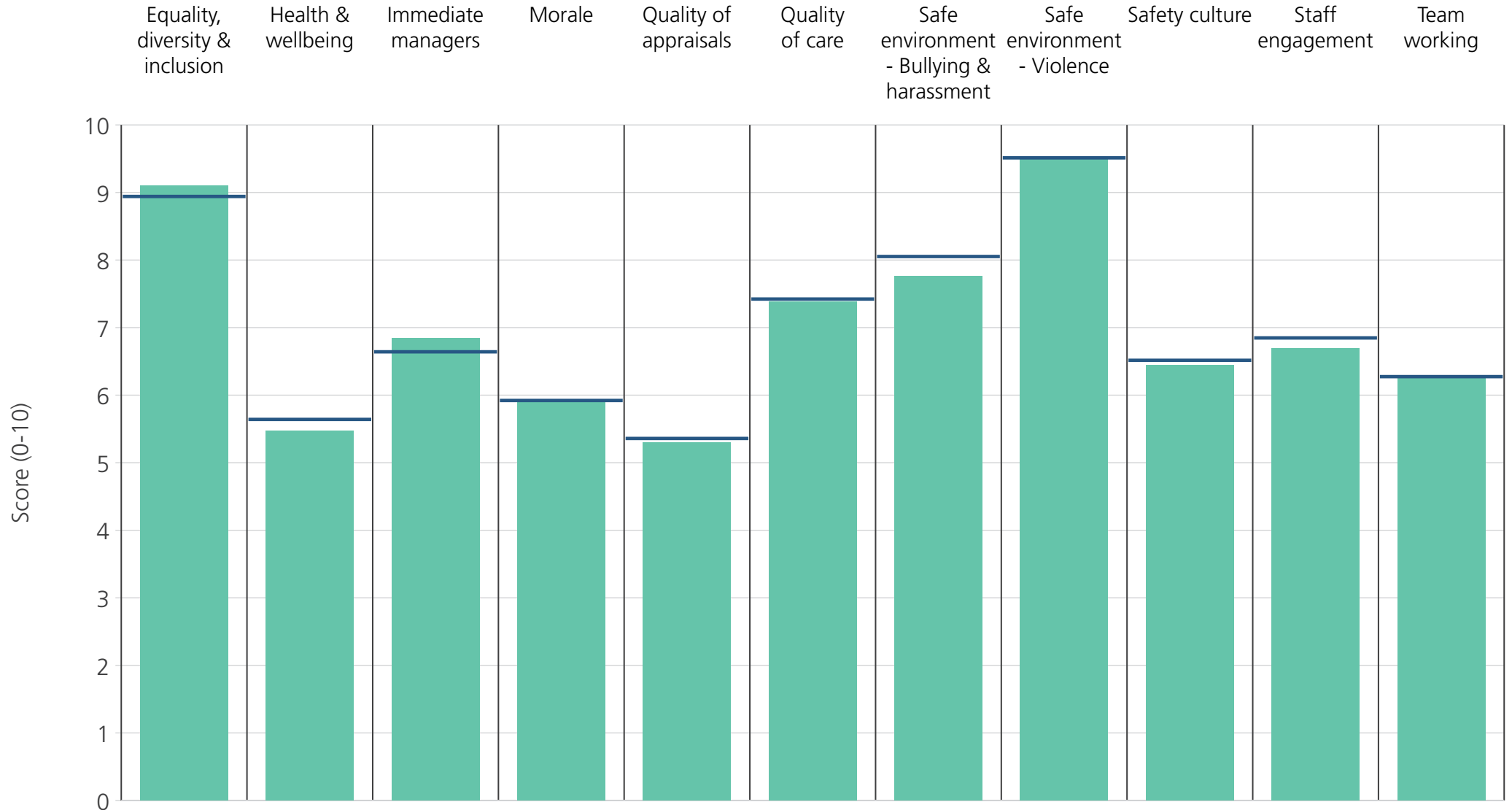
<b>Directorate</b>	9.0	5.7	6.7	6.0	5.4	7.4	8.1	9.5	6.6	7.0	6.4
<b>Your org</b>	8.9	5.6	6.6	5.9	5.4	7.4	8.1	9.5	6.5	6.8	6.3
<b>Responses</b>	3663	3705	3702	3618	3132	3216	3647	3661	3652	3749	3683



<b>Directorate</b>	8.9	5.5	6.6	5.8	5.4	7.4	8.1	9.6	6.4	6.7	6.2
<b>Your org</b>	8.9	5.6	6.6	5.9	5.4	7.4	8.1	9.5	6.5	6.8	6.3
<b>Responses</b>	2295	2306	2307	2251	1916	1949	2266	2270	2273	2321	2276

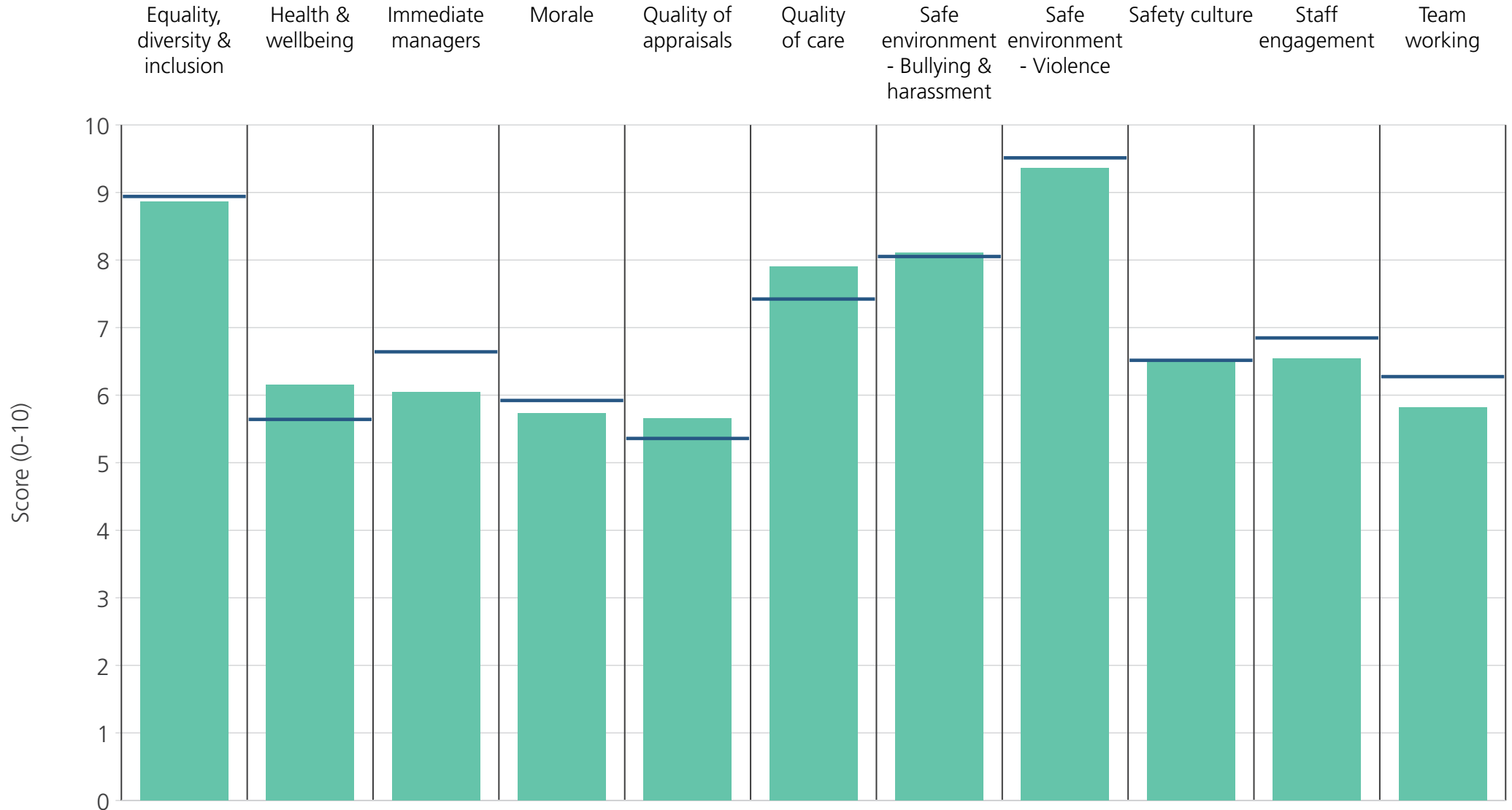


<b>Directorate</b>	8.7	5.5	6.4	5.8	5.2	7.4	7.8	9.3	6.4	6.6	6.0
<b>Your org</b>	8.9	5.6	6.6	5.9	5.4	7.4	8.1	9.5	6.5	6.8	6.3
<b>Responses</b>	669	670	674	658	569	601	660	665	665	688	677



<b>Directorate</b>	9.1	5.5	6.8	5.9	5.3	7.4	7.8	9.5	6.4	6.7	6.3
<b>Your org</b>	8.9	5.6	6.6	5.9	5.4	7.4	8.1	9.5	6.5	6.8	6.3
<b>Responses</b>	291	295	294	280	249	277	288	289	287	298	290

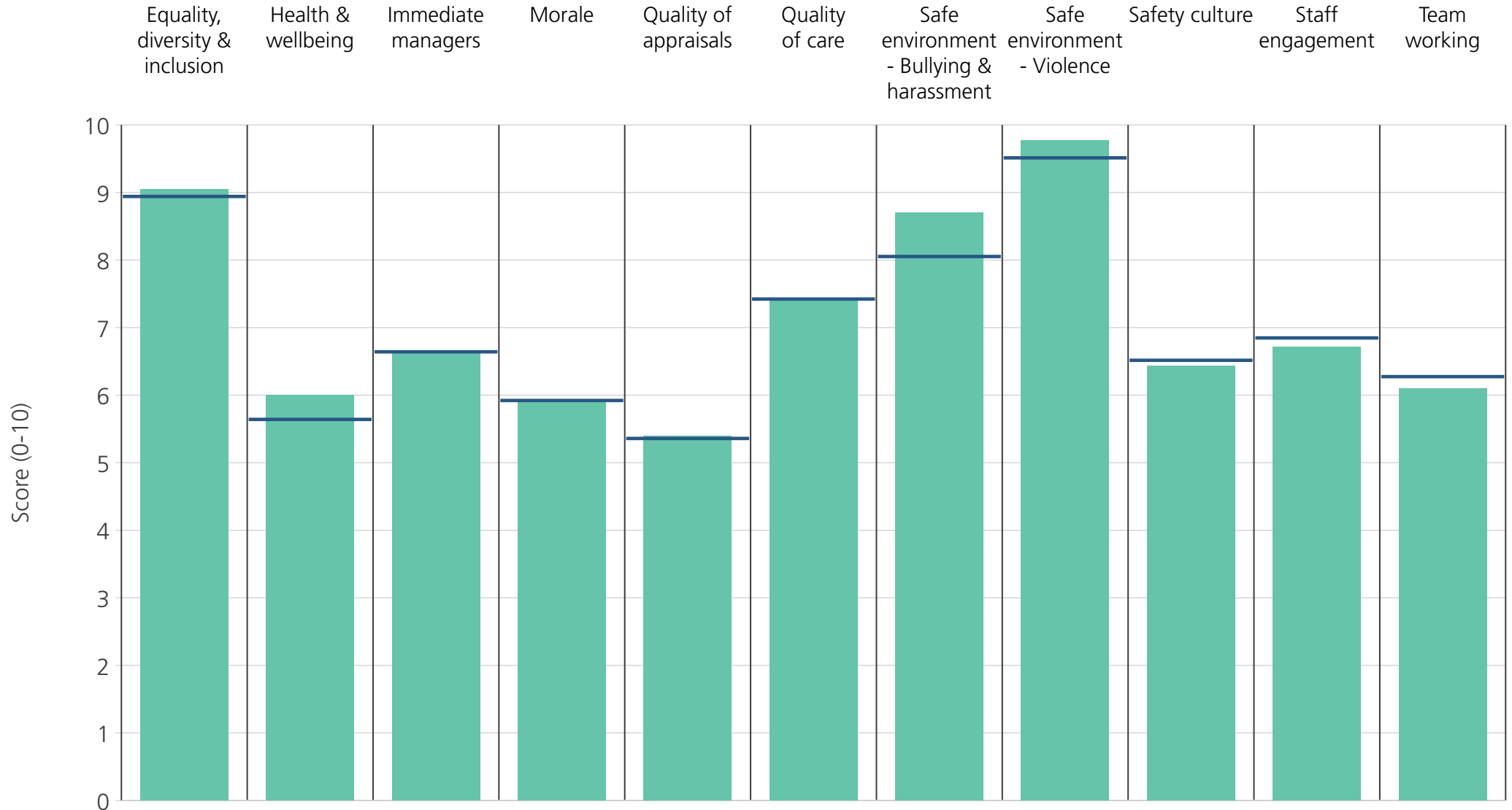




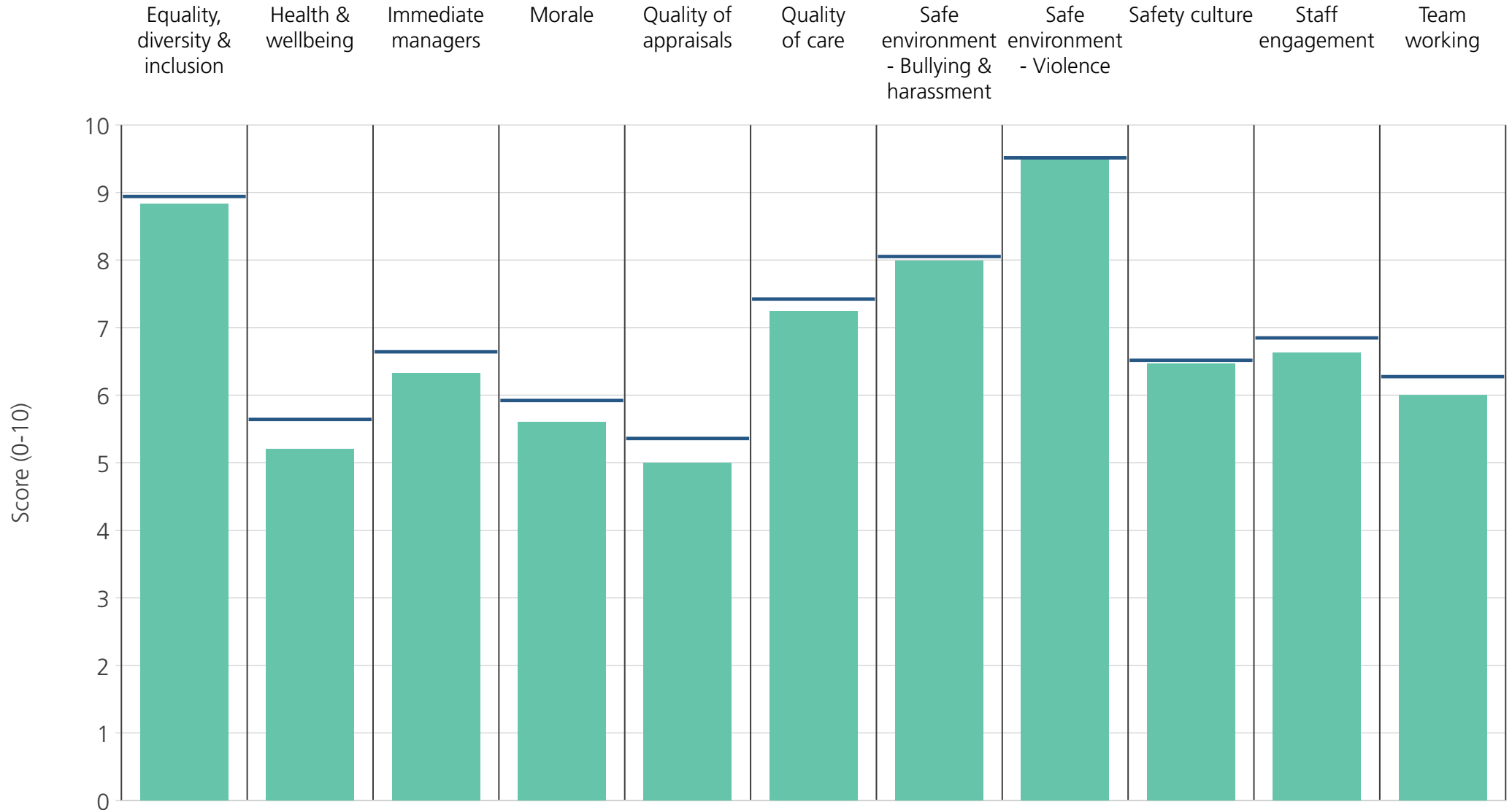
<b>Directorate</b>	8.9	6.2	6.0	5.7	5.7	7.9	8.1	9.4	6.5	6.5	5.8
<b>Your org</b>	8.9	5.6	6.6	5.9	5.4	7.4	8.1	9.5	6.5	6.8	6.3
<b>Responses</b>	94	96	94	91	79	81	95	94	93	94	93

# Directorates 2

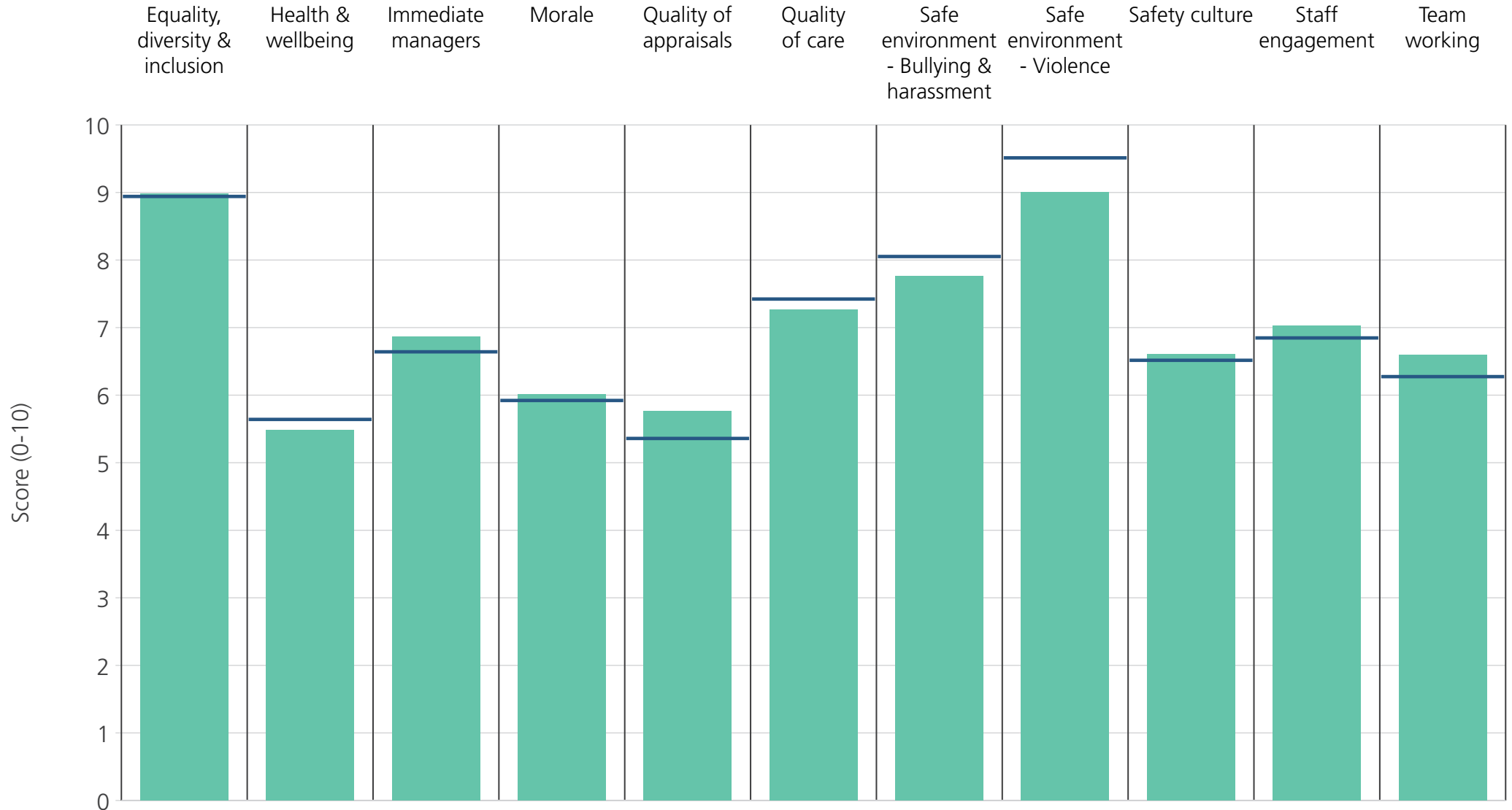
University Hospitals Birmingham NHS Foundation Trust  
2019 NHS Staff Survey Results



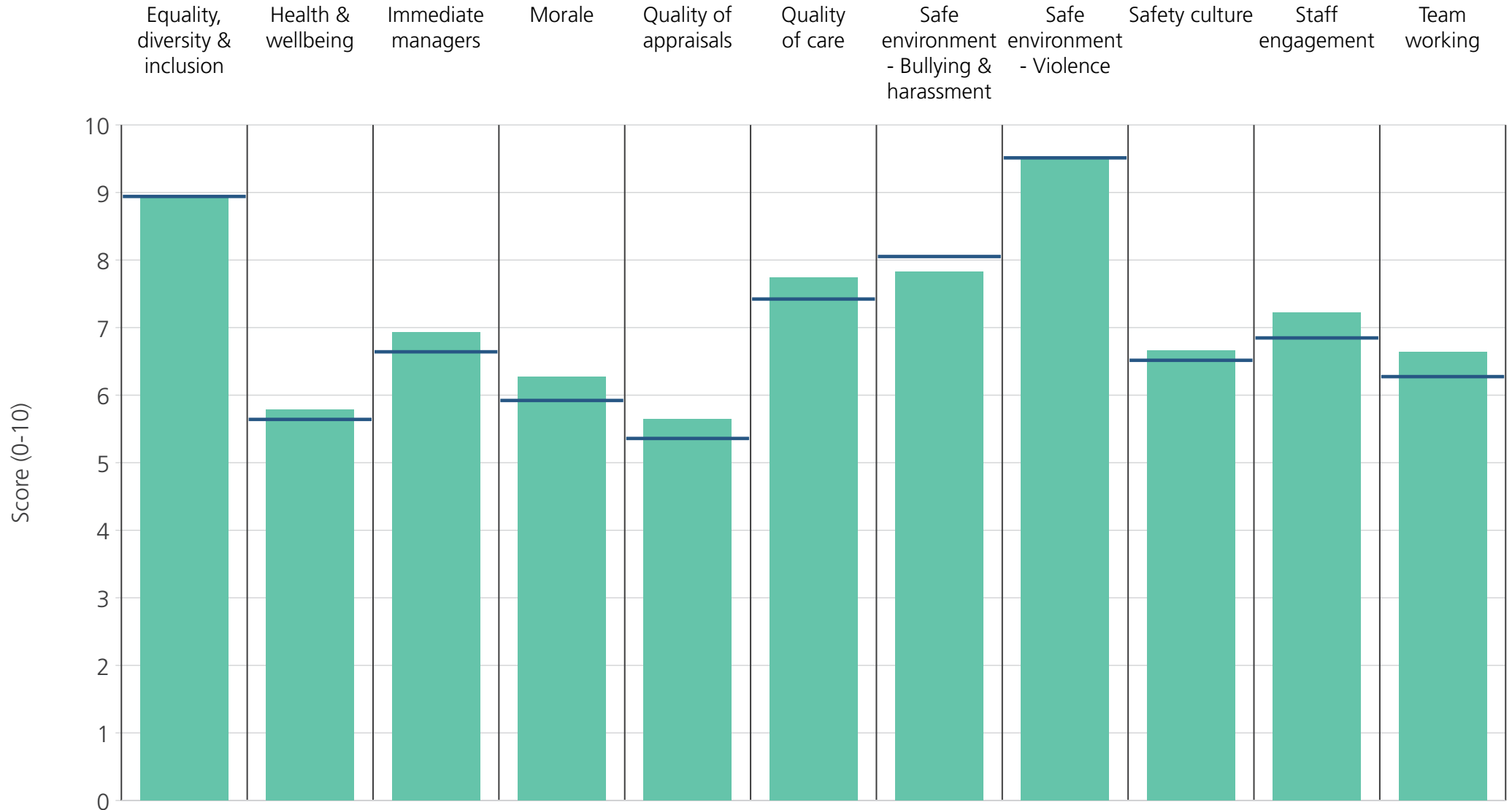
<b>Directorate</b>	9.0	6.0	6.6	5.9	5.4	7.4	8.7	9.8	6.4	6.7	6.1
<b>Your org</b>	8.9	5.6	6.6	5.9	5.4	7.4	8.1	9.5	6.5	6.8	6.3
<b>Responses</b>	1966	1977	1973	1932	1567	1292	1929	1944	1942	1977	1944



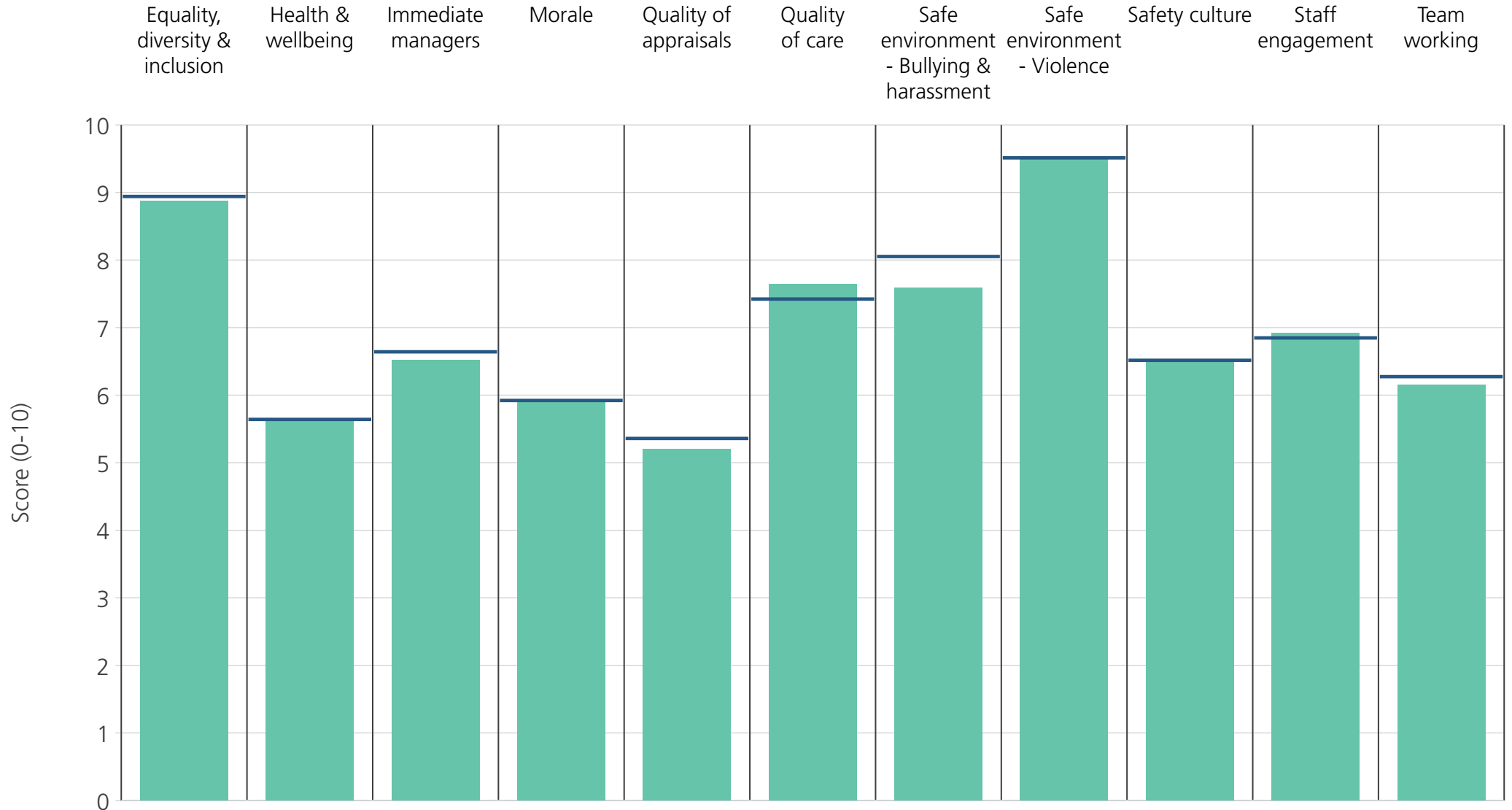
<b>Directorate</b>	8.8	5.2	6.3	5.6	5.0	7.2	8.0	9.5	6.5	6.6	6.0
<b>Your org</b>	8.9	5.6	6.6	5.9	5.4	7.4	8.1	9.5	6.5	6.8	6.3
<b>Responses</b>	1386	1395	1398	1362	1211	1311	1380	1384	1381	1415	1383



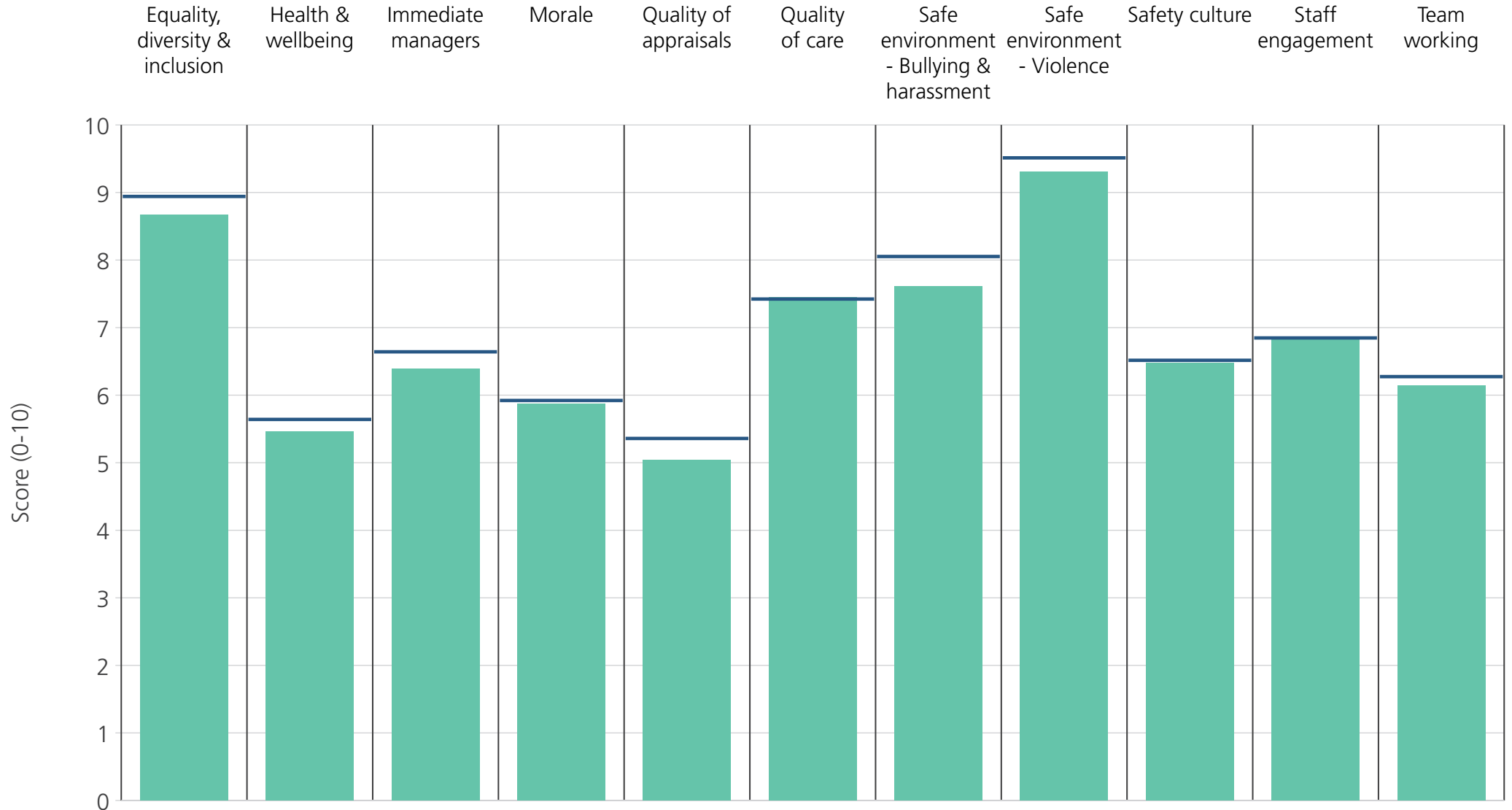
<b>Directorate</b>	9.0	5.5	6.9	6.0	5.8	7.3	7.8	9.0	6.6	7.0	6.6
<b>Your org</b>	8.9	5.6	6.6	5.9	5.4	7.4	8.1	9.5	6.5	6.8	6.3
<b>Responses</b>	1125	1137	1135	1114	981	1097	1121	1118	1124	1155	1133



<b>Directorate</b>	8.9	5.8	6.9	6.3	5.6	7.7	7.8	9.5	6.7	7.2	6.6
<b>Your org</b>	8.9	5.6	6.6	5.9	5.4	7.4	8.1	9.5	6.5	6.8	6.3
<b>Responses</b>	818	826	827	798	694	784	814	815	811	834	825

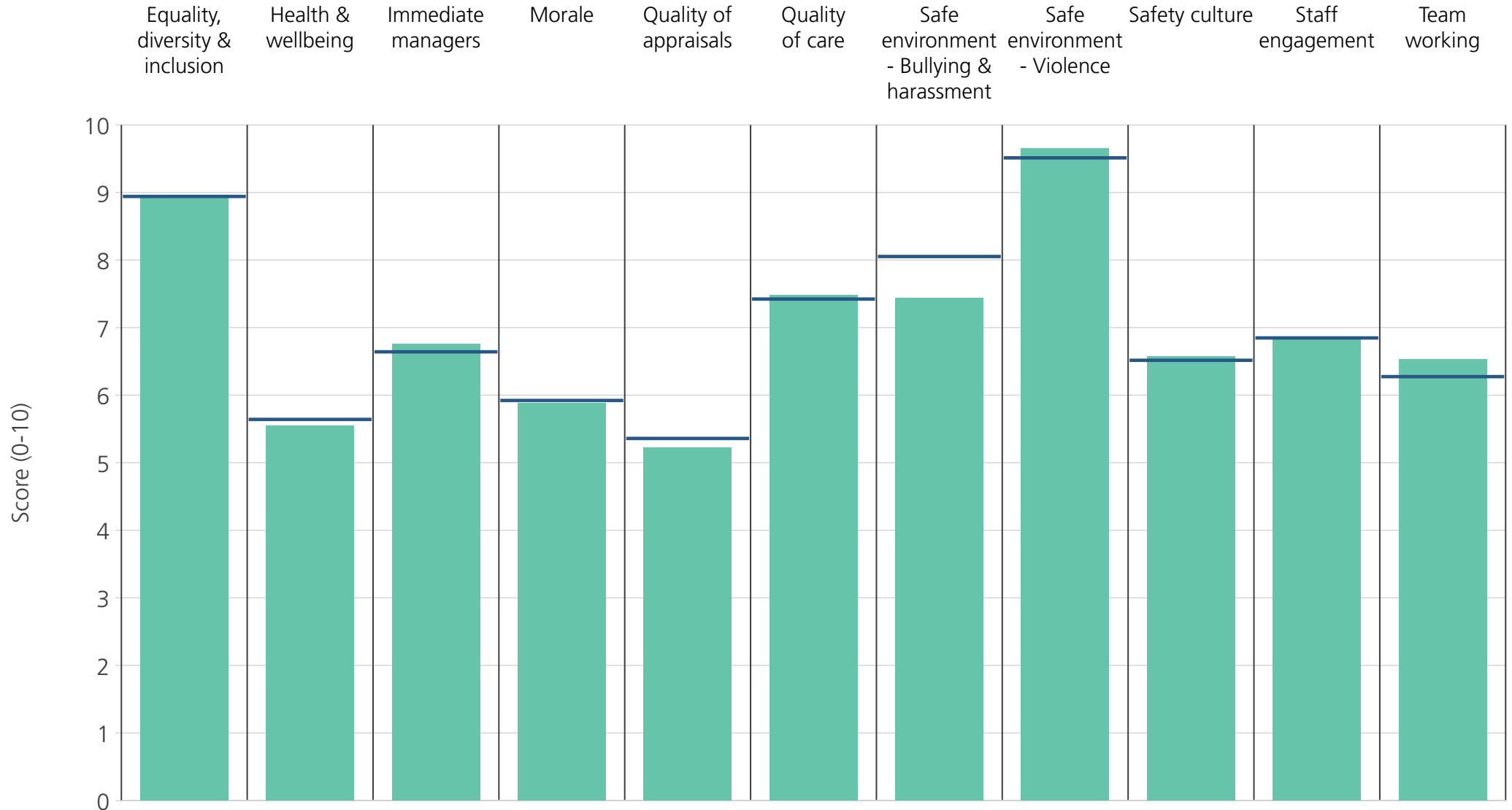


<b>Directorate</b>	8.9	5.6	6.5	5.9	5.2	7.6	7.6	9.5	6.5	6.9	6.1
<b>Your org</b>	8.9	5.6	6.6	5.9	5.4	7.4	8.1	9.5	6.5	6.8	6.3
<b>Responses</b>	567	573	572	552	480	557	558	562	562	579	570

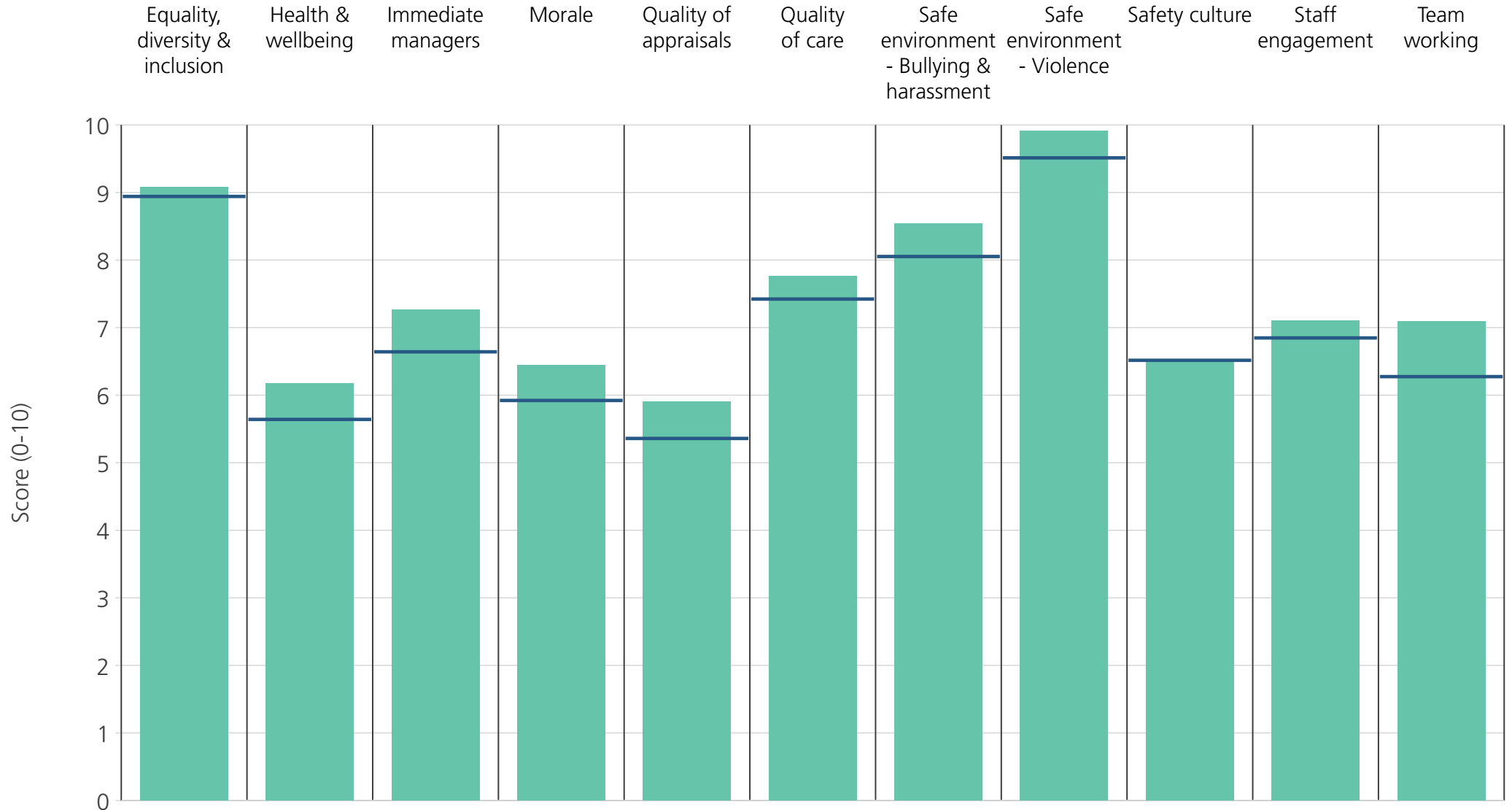


<b>Directorate</b>	8.7	5.5	6.4	5.9	5.0	7.4	7.6	9.3	6.5	6.8	6.1
<b>Your org</b>	8.9	5.6	6.6	5.9	5.4	7.4	8.1	9.5	6.5	6.8	6.3
<b>Responses</b>	455	460	460	453	389	444	456	456	456	470	461

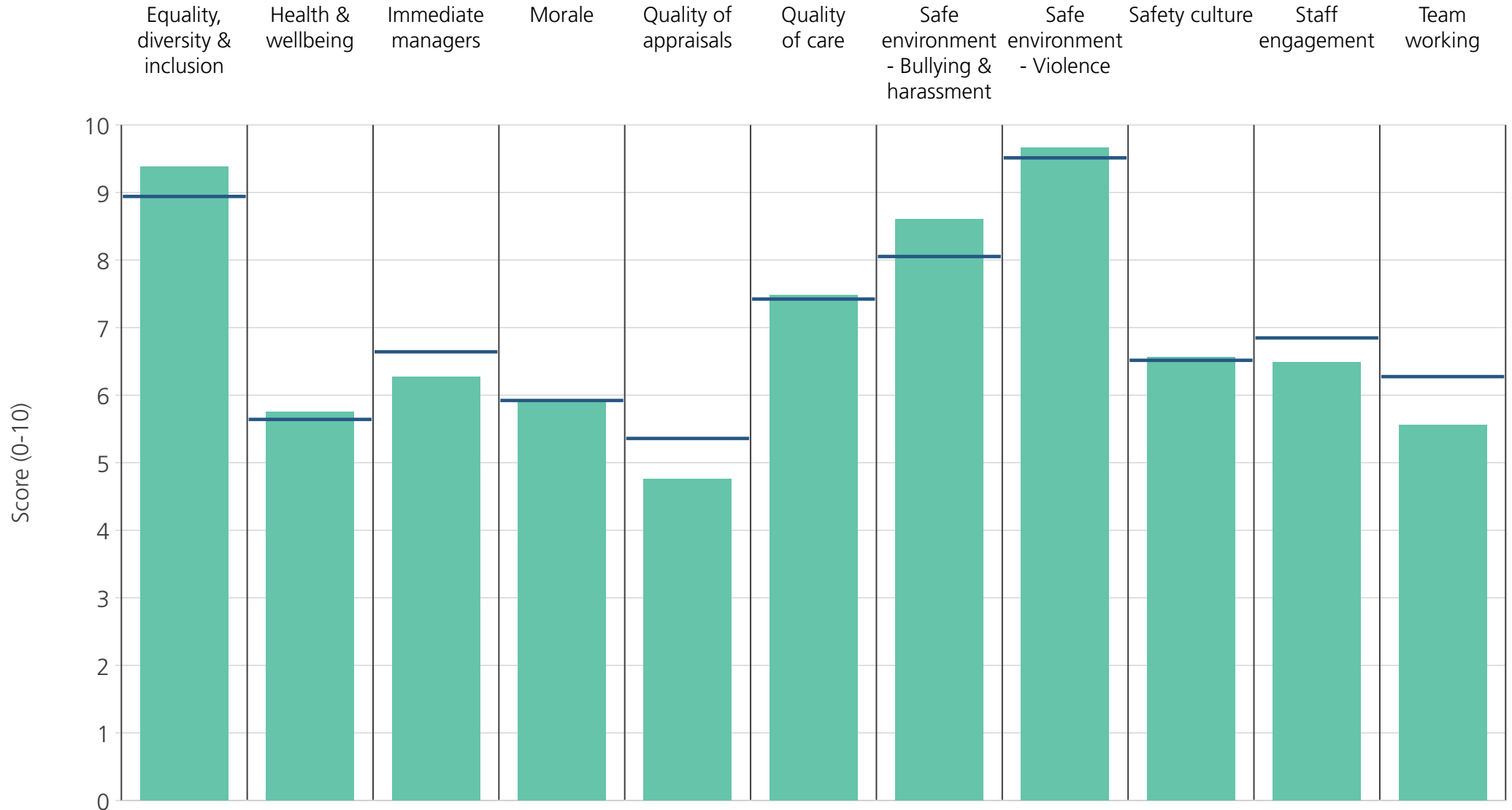




<b>Directorate</b>	9.0	5.5	6.8	5.9	5.2	7.5	7.4	9.6	6.6	6.8	6.5
<b>Your org</b>	8.9	5.6	6.6	5.9	5.4	7.4	8.1	9.5	6.5	6.8	6.3
<b>Responses</b>	481	486	487	473	434	461	481	482	478	496	482



<b>Directorate</b>	9.1	6.2	7.3	6.4	5.9	7.8	8.5	9.9	6.5	7.1	7.1
<b>Your org</b>	8.9	5.6	6.6	5.9	5.4	7.4	8.1	9.5	6.5	6.8	6.3
<b>Responses</b>	148	149	149	148	137	120	148	149	148	152	151



<b>Directorate</b>	9.4	5.8	6.3	5.9	4.8	7.5	8.6	9.7	6.6	6.5	5.6
<b>Your org</b>	8.9	5.6	6.6	5.9	5.4	7.4	8.1	9.5	6.5	6.8	6.3
<b>Responses</b>	66	69	70	66	52	58	69	69	68	72	70