

# Pennine Care NHS Foundation Trust

2019 NHS Staff Survey

**Directorate Report**

**Contents**

Introduction . . . . .	3	Trafford community services . . . . .	26
Themes – Directorates 1 . . . . .	4		
Add Prof Scientific and Technic . . . . .	5		
Additional Clinical Services . . . . .	6		
Administrative and Clerical . . . . .	7		
Allied Health Professionals . . . . .	8		
Estates and Ancillary . . . . .	9		
Healthcare Scientists . . . . .	10		
Medical and Dental . . . . .	11		
Nursing and Midwifery Registered . . . . .	12		
Themes – Directorates 2 . . . . .	13		
CHIS . . . . .	14		
Community dental services . . . . .	15		
Corporate Services . . . . .	16		
Healthy Young Minds . . . . .	17		
HMR - Community Childrens Services . . . . .	18		
Learning Disabilities . . . . .	19		
Mental Health - Bury . . . . .	20		
Mental Health - HMR . . . . .	21		
Mental Health - Oldham . . . . .	22		
Mental Health - Stockport . . . . .	23		
Mental Health - Tameside . . . . .	24		
Rehabilitation and High Support . . . . .	25		

This directorate report for Pennine Care NHS Foundation Trust contains results by directorate for themes from the 2019 NHS Staff Survey. These results are compared to the unweighted average for your organisation.

**Please note:** It is possible that there are differences between the 'Your org' scores reported in this directorate report and those in the benchmark report. This is because the results in the benchmark report are weighted to allow for fair comparisons between organisations of a similar type. However, in this report comparisons are made within your organisation so the unweighted organisation result is a more appropriate point of comparison.

The directorate breakdowns used in this report were provided and defined by Pennine Care NHS Foundation Trust. Details of how the theme scores were calculated are included in the Technical Document, available to download from our [results website](#).

## Key features

Breakdown type and **directorate name** are specified in the header. Black text in the header is hyperlinked: clicking on '2019 NHS Staff Survey Results' navigates back to the contents page.

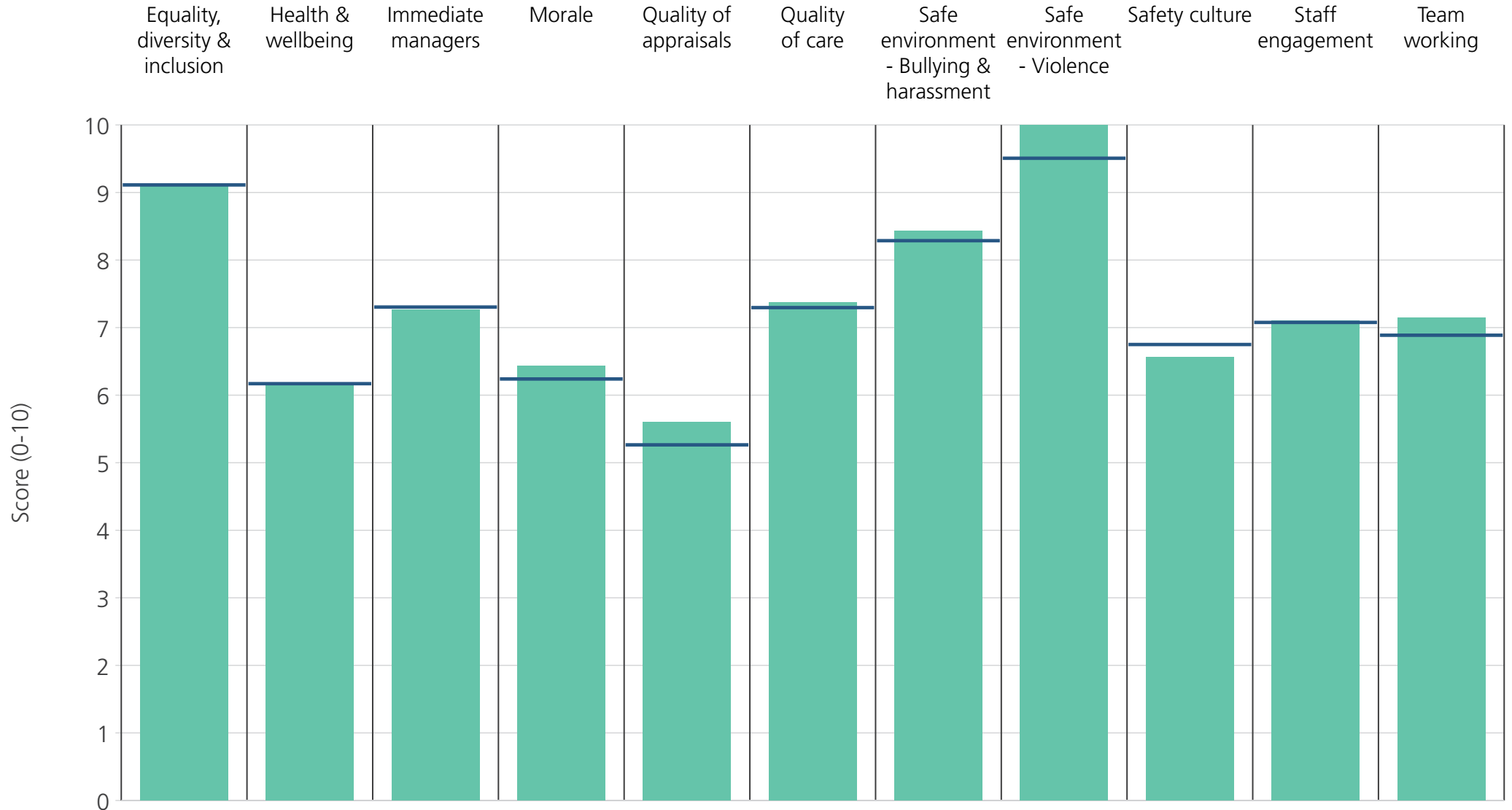
Directorate results are presented in the context of the (unweighted) **organisation average ('Your org')**, so it is easy to tell if a directorate is performing better or worse than the organisation average. For all themes, a higher score is a better result than a lower score.

The **number of responses** feeding into each theme score **for the given directorate** is specified below the table containing the directorate and trust scores.

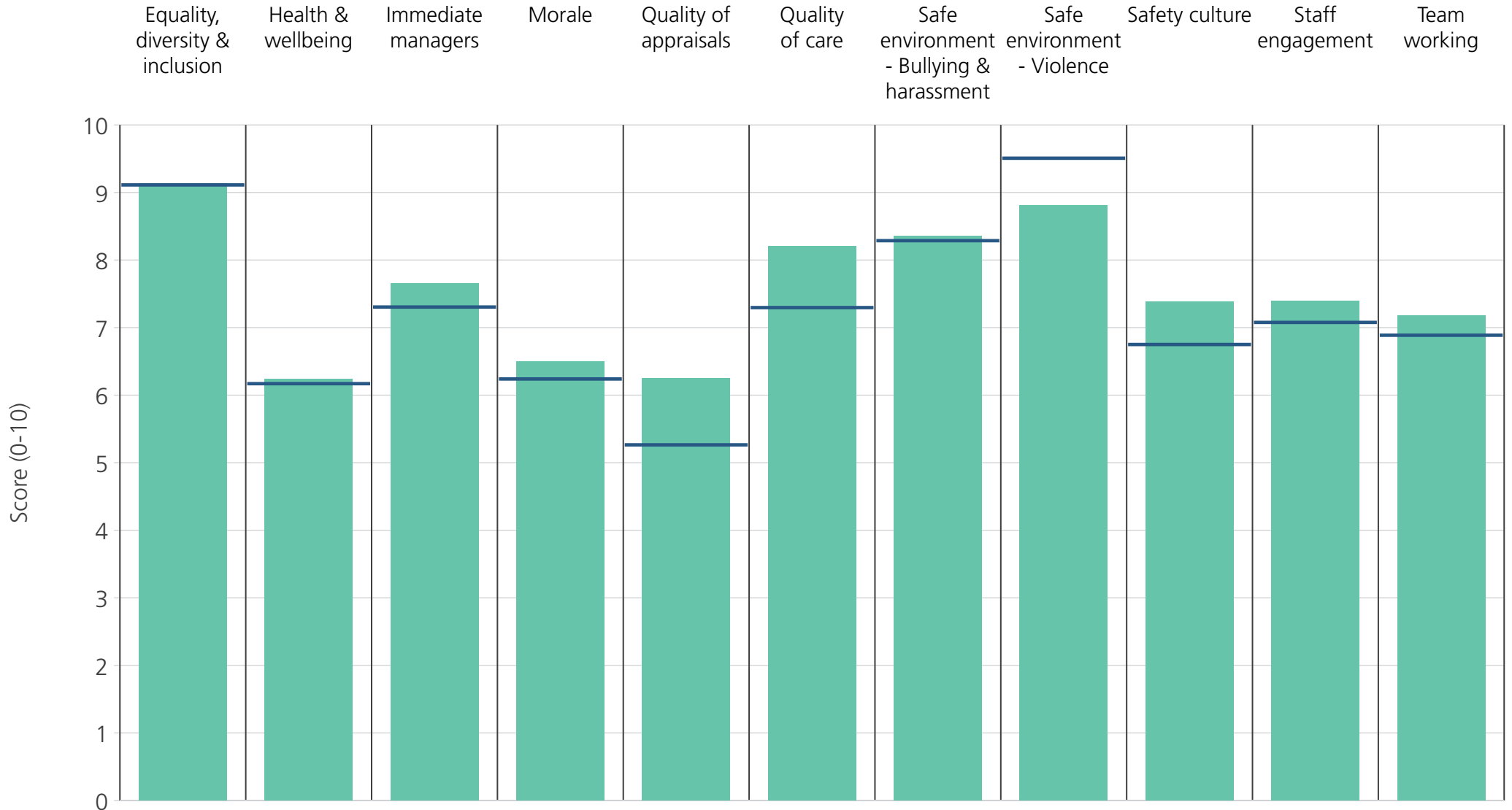


**! Note:** when there are less than 11 responses in a group, results are suppressed to protect staff confidentiality

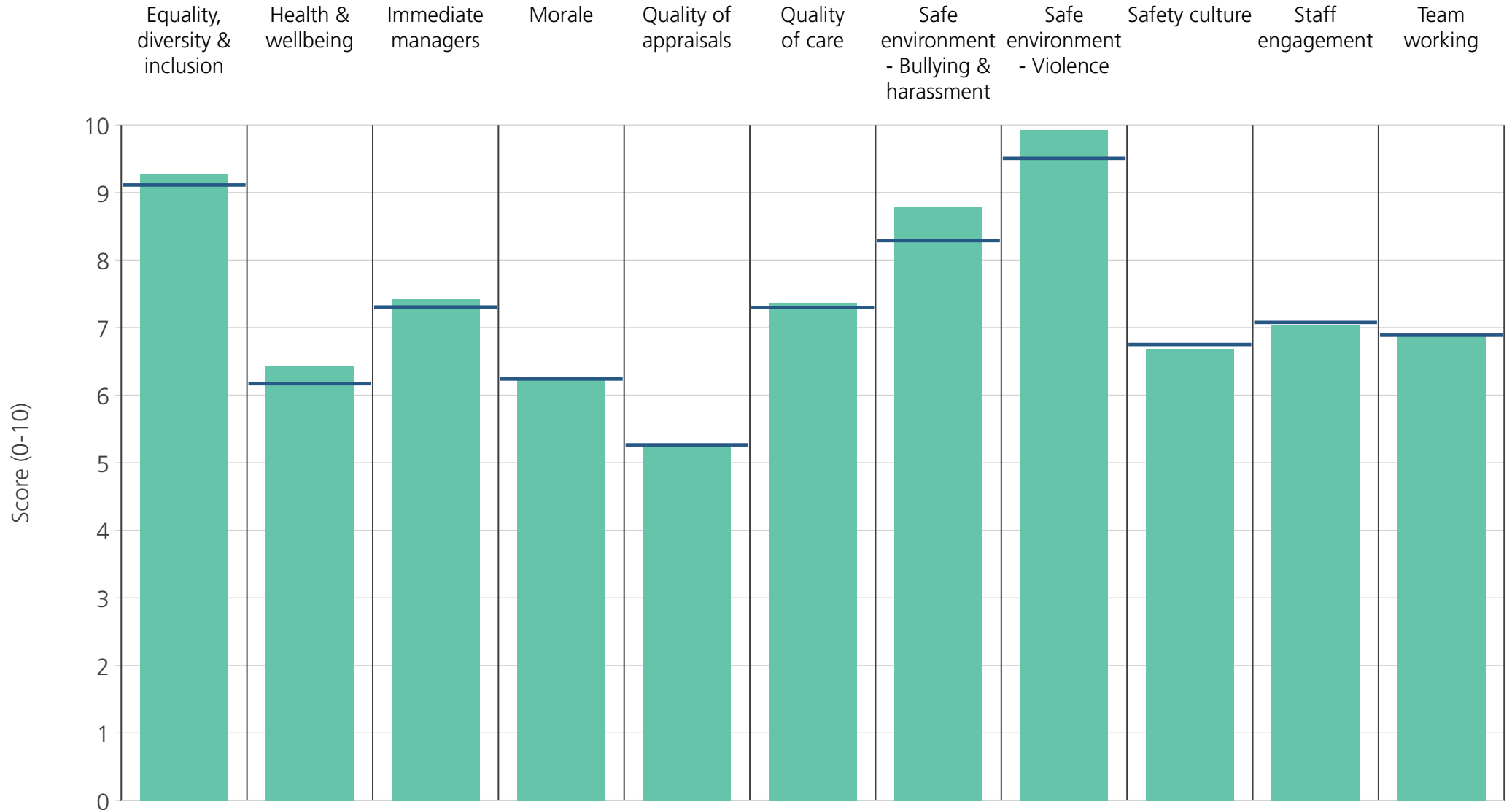
# Directorates 1



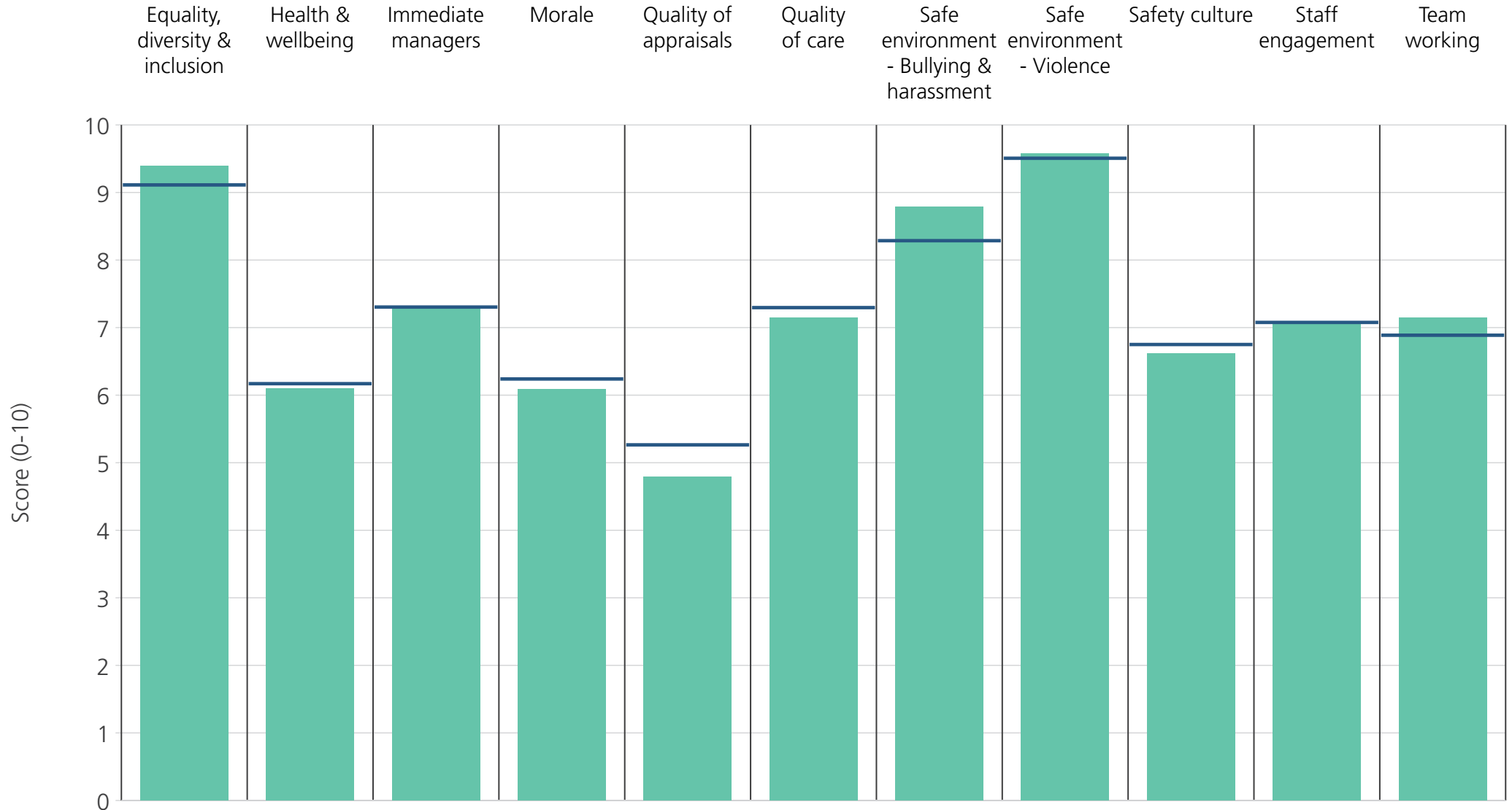
<b>Directorate</b>	9.1	6.2	7.3	6.4	5.6	7.4	8.4	10.0	6.6	7.1	7.1
<b>Your org</b>	9.1	6.2	7.3	6.2	5.3	7.3	8.3	9.5	6.7	7.1	6.9
<b>Responses</b>	106	107	107	107	95	107	106	106	107	109	108



<b>Directorate</b>	9.1	6.2	7.7	6.5	6.2	8.2	8.4	8.8	7.4	7.4	7.2
<b>Your org</b>	9.1	6.2	7.3	6.2	5.3	7.3	8.3	9.5	6.7	7.1	6.9
<b>Responses</b>	173	172	173	171	144	172	171	170	172	177	172

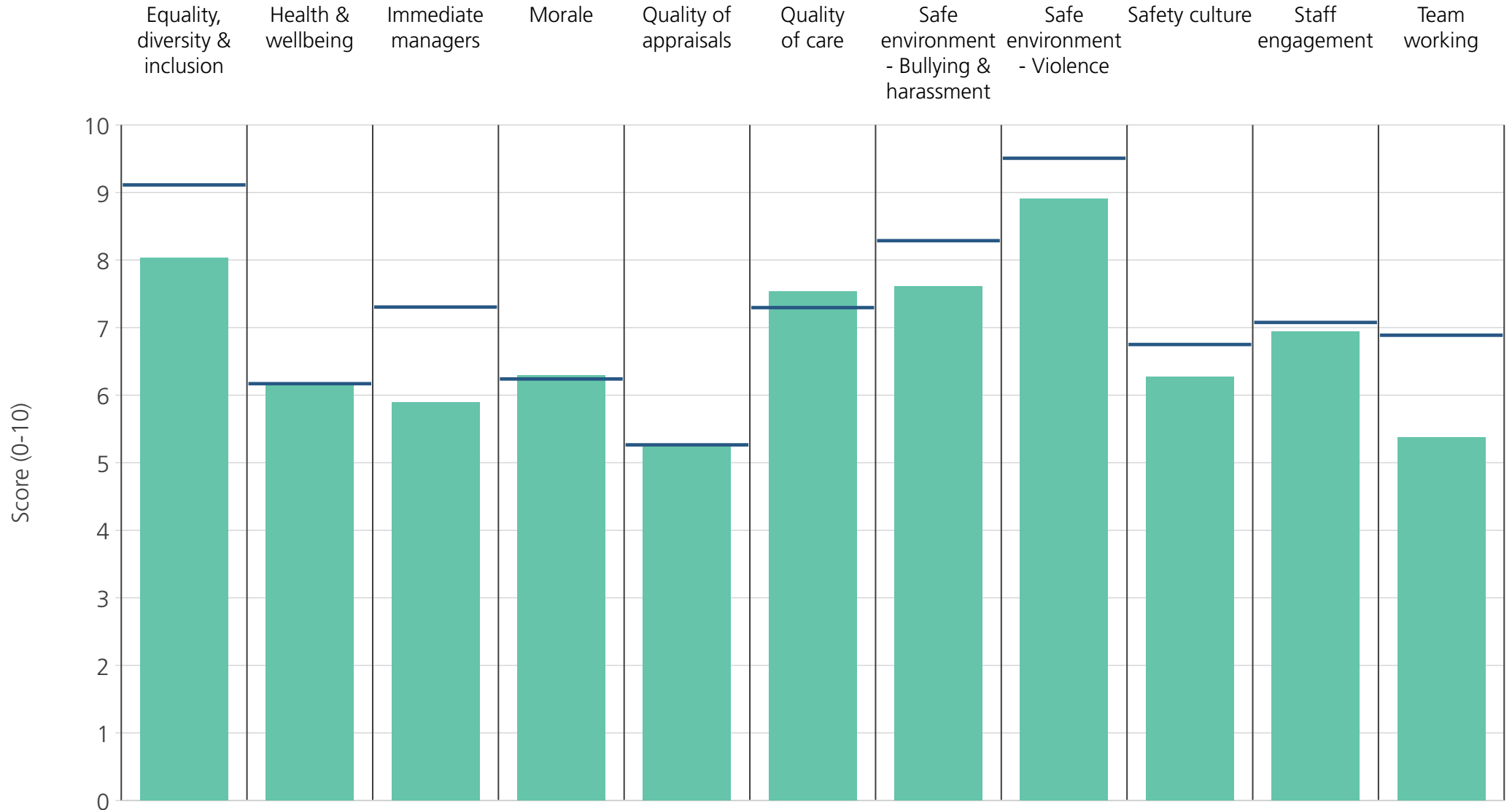


<b>Directorate</b>	9.3	6.4	7.4	6.3	5.3	7.4	8.8	9.9	6.7	7.0	6.9
<b>Your org</b>	9.1	6.2	7.3	6.2	5.3	7.3	8.3	9.5	6.7	7.1	6.9
<b>Responses</b>	546	548	548	543	467	245	544	540	548	551	543

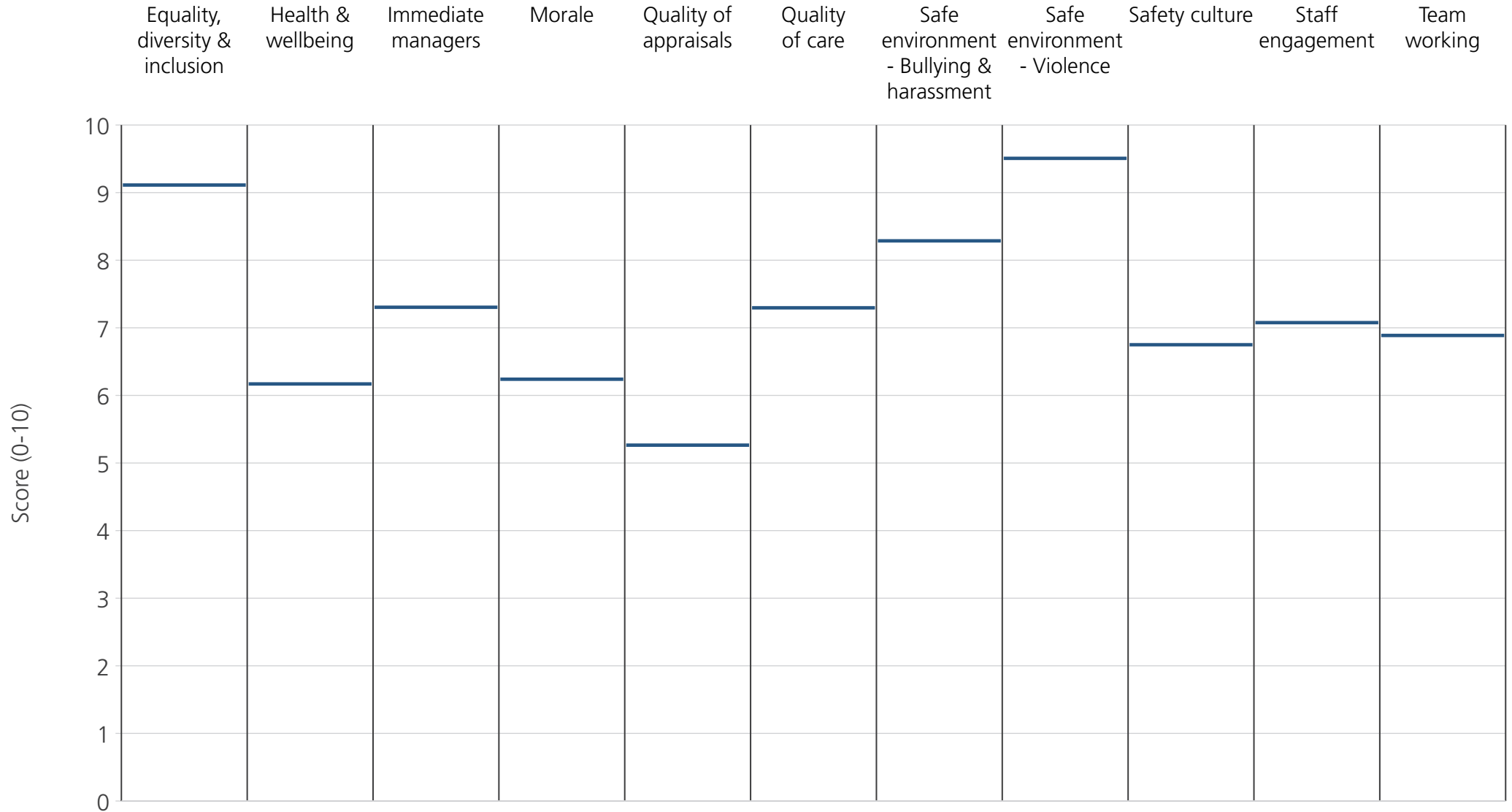


<b>Directorate</b>	9.4	6.1	7.3	6.1	4.8	7.1	8.8	9.6	6.6	7.1	7.1
<b>Your org</b>	9.1	6.2	7.3	6.2	5.3	7.3	8.3	9.5	6.7	7.1	6.9
<b>Responses</b>	71	71	71	70	56	70	69	71	71	71	71

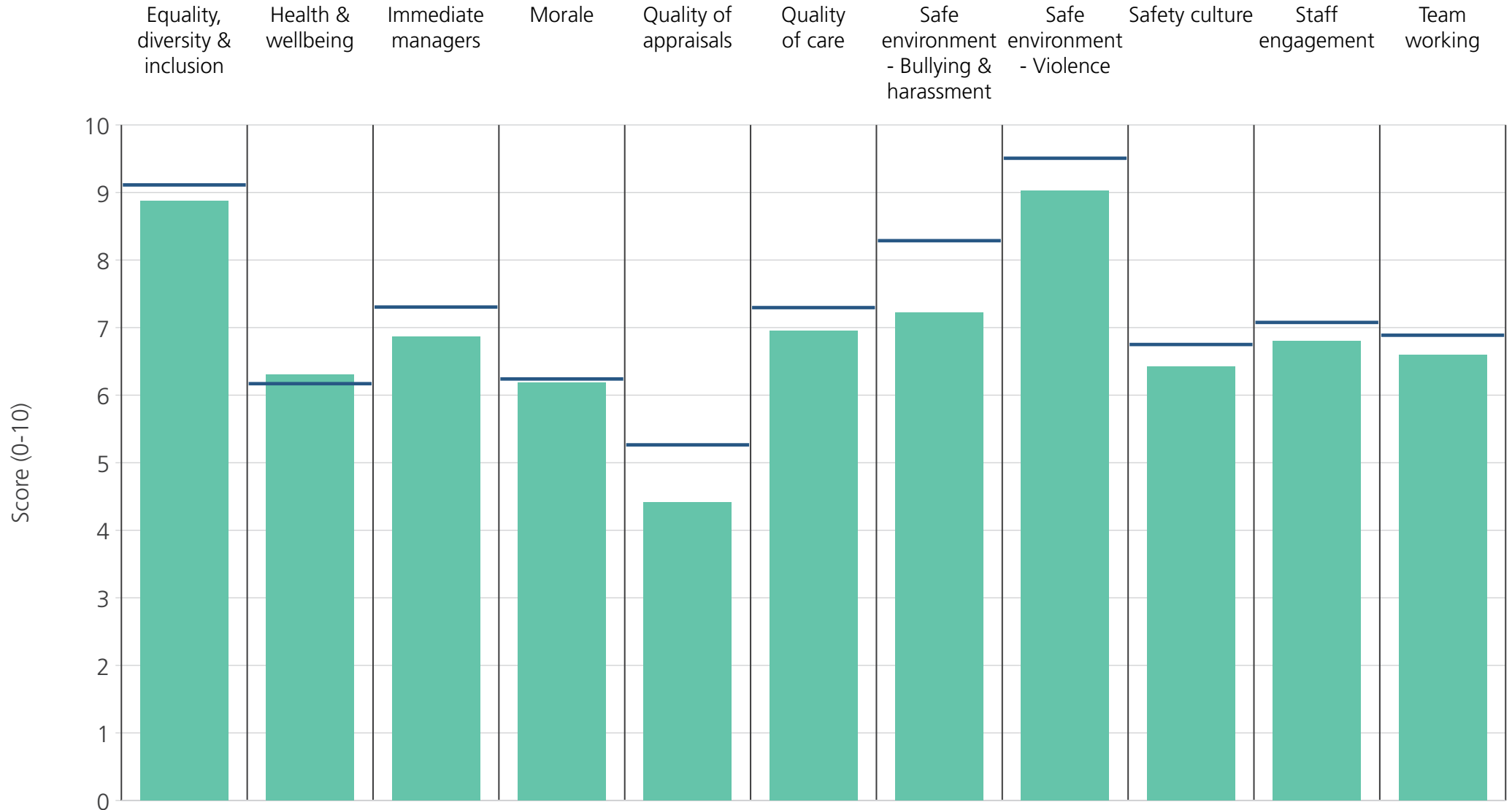




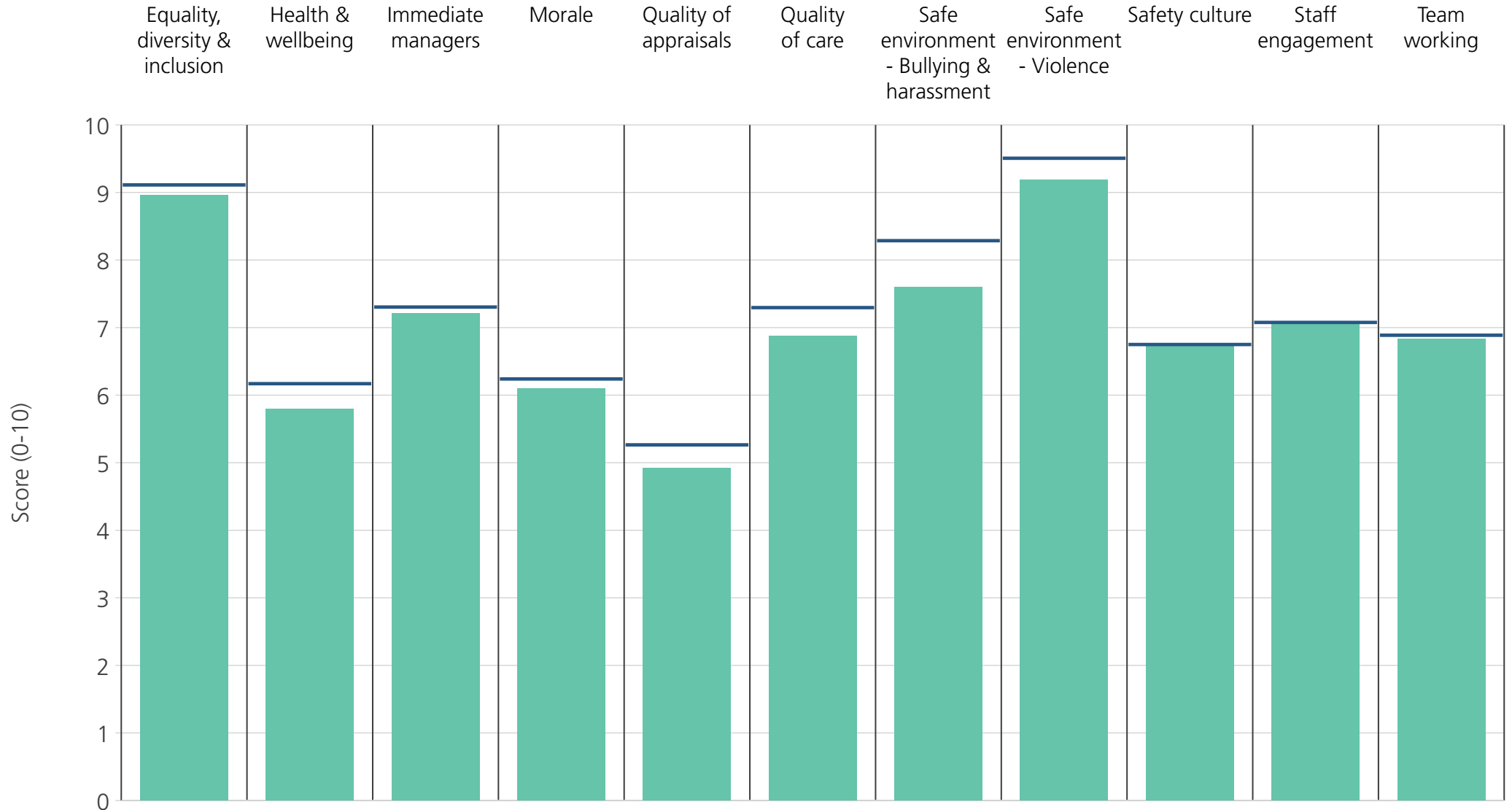
<b>Directorate</b>	8.0	6.1	5.9	6.3	5.2	7.5	7.6	8.9	6.3	6.9	5.4
<b>Your org</b>	9.1	6.2	7.3	6.2	5.3	7.3	8.3	9.5	6.7	7.1	6.9
<b>Responses</b>	38	38	40	40	28	25	39	38	39	40	40



Directorate	9.1	6.2	7.3	6.2	5.3	7.3	8.3	9.5	6.7	7.1	6.9
<b>Your org</b>	9.1	6.2	7.3	6.2	5.3	7.3	8.3	9.5	6.7	7.1	6.9
<b>Responses</b>	3	4	4	4	4	4	4	4	4	4	4

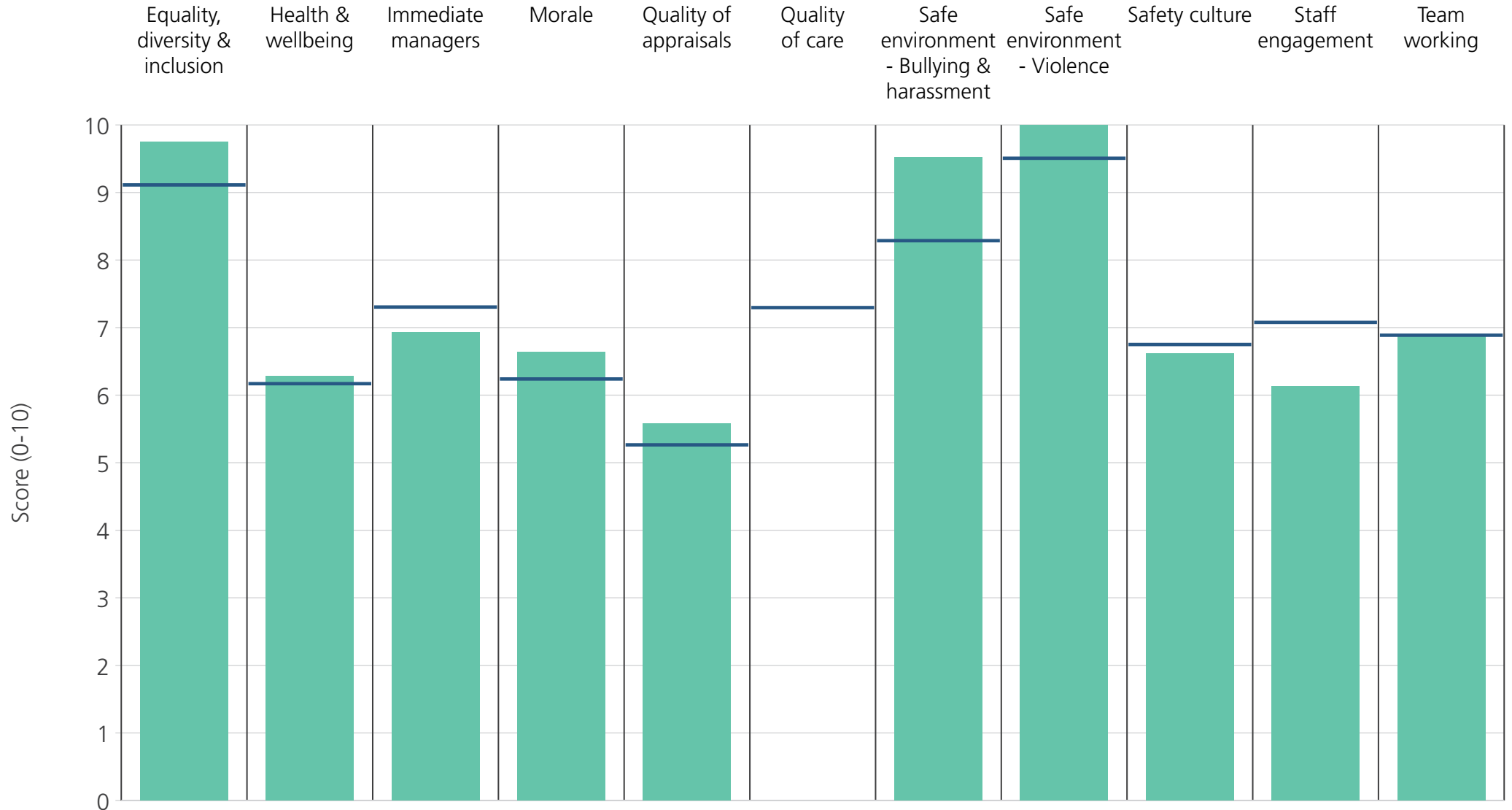


<b>Directorate</b>	8.9	6.3	6.9	6.2	4.4	7.0	7.2	9.0	6.4	6.8	6.6
<b>Your org</b>	9.1	6.2	7.3	6.2	5.3	7.3	8.3	9.5	6.7	7.1	6.9
<b>Responses</b>	49	49	49	49	46	49	48	48	49	49	47

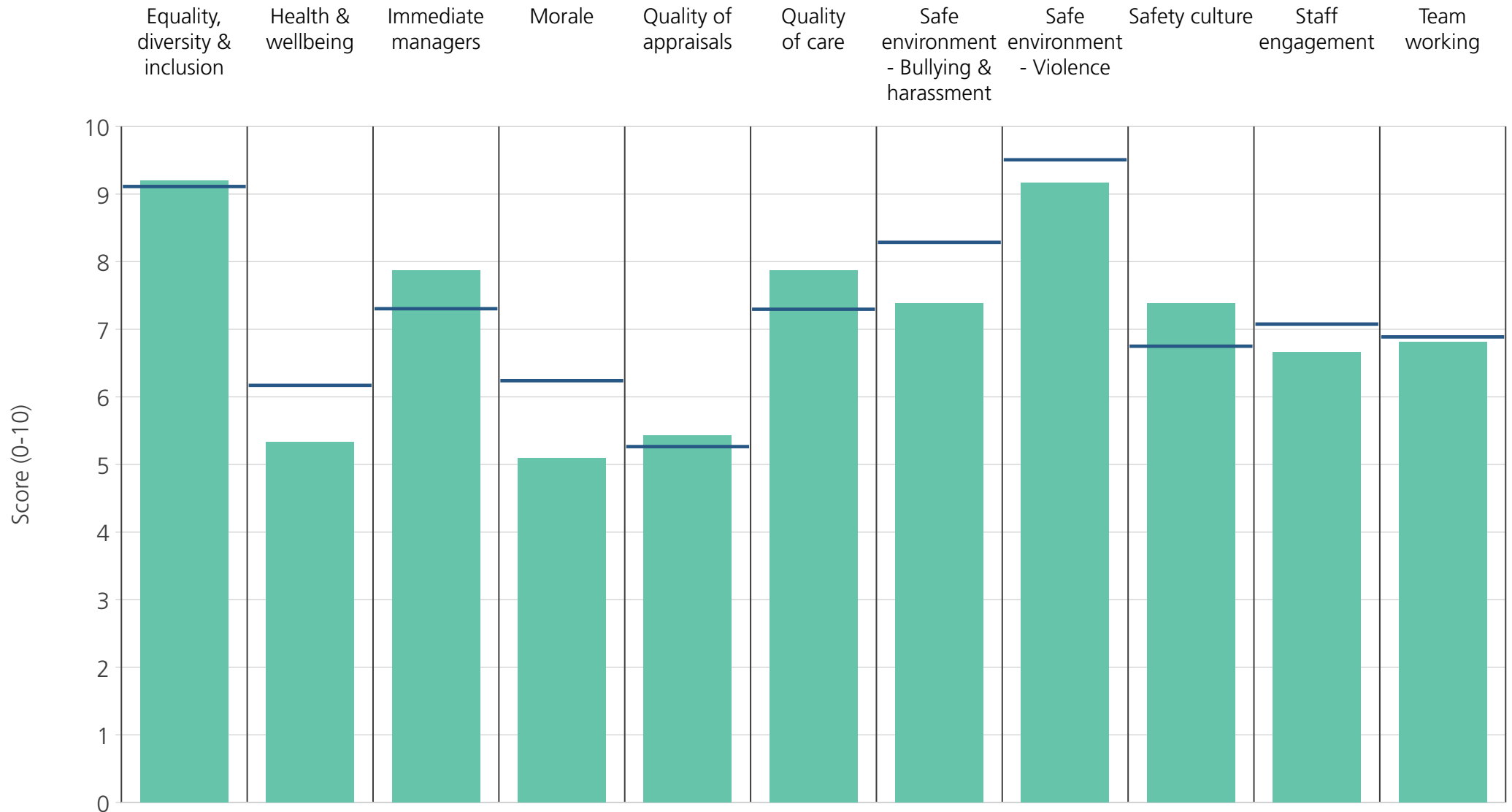


<b>Directorate</b>	9.0	5.8	7.2	6.1	4.9	6.9	7.6	9.2	6.7	7.1	6.8
<b>Your org</b>	9.1	6.2	7.3	6.2	5.3	7.3	8.3	9.5	6.7	7.1	6.9
<b>Responses</b>	370	372	371	366	300	363	370	365	370	376	369

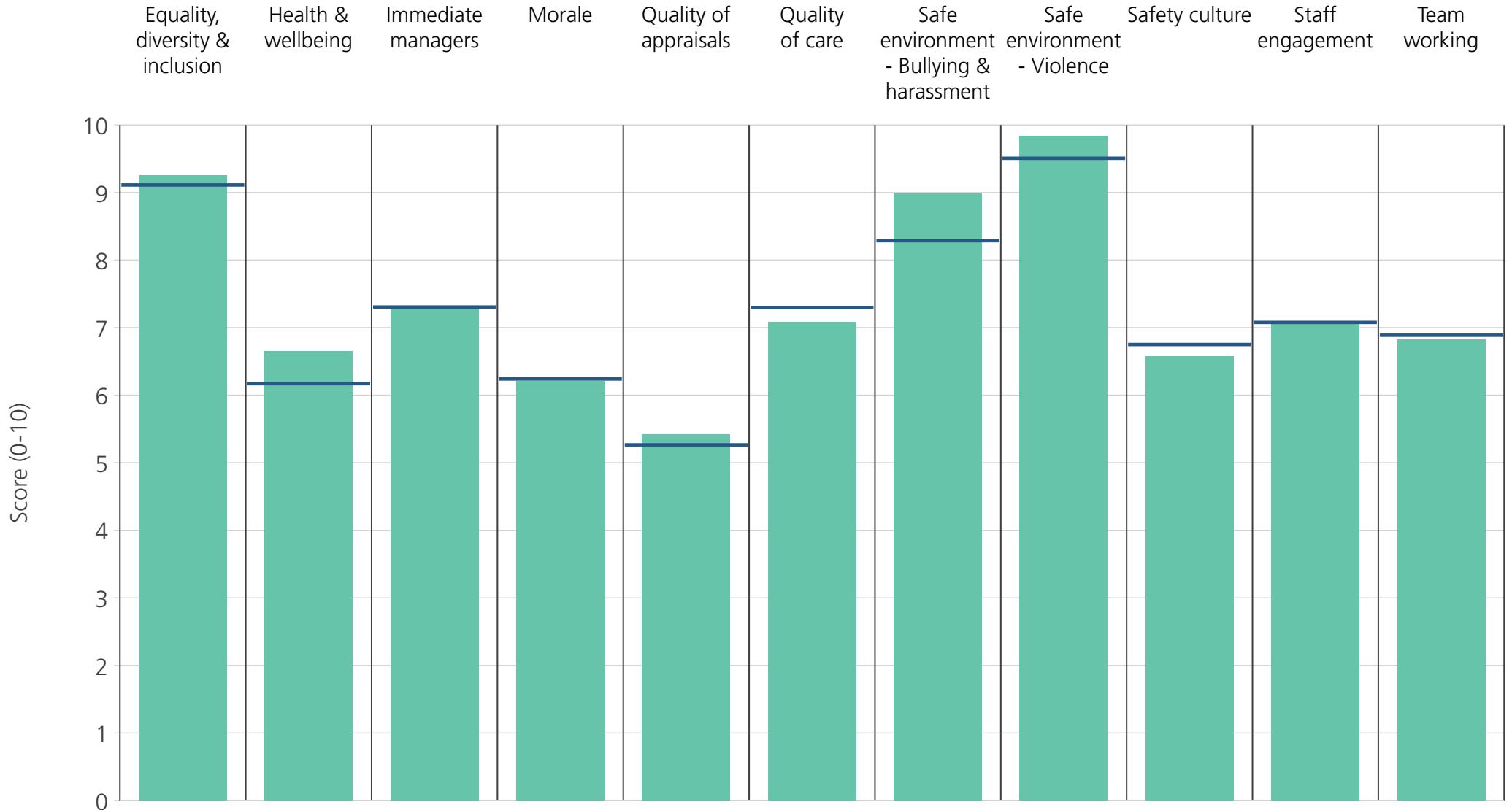
# Directorates 2



<b>Directorate</b>	9.7	6.3	6.9	6.6	5.6	7.3	9.5	10.0	6.6	6.1	6.9
<b>Your org</b>	9.1	6.2	7.3	6.2	5.3	7.3	8.3	9.5	6.7	7.1	6.9
<b>Responses</b>	13	14	14	14	13	8	14	14	14	14	14

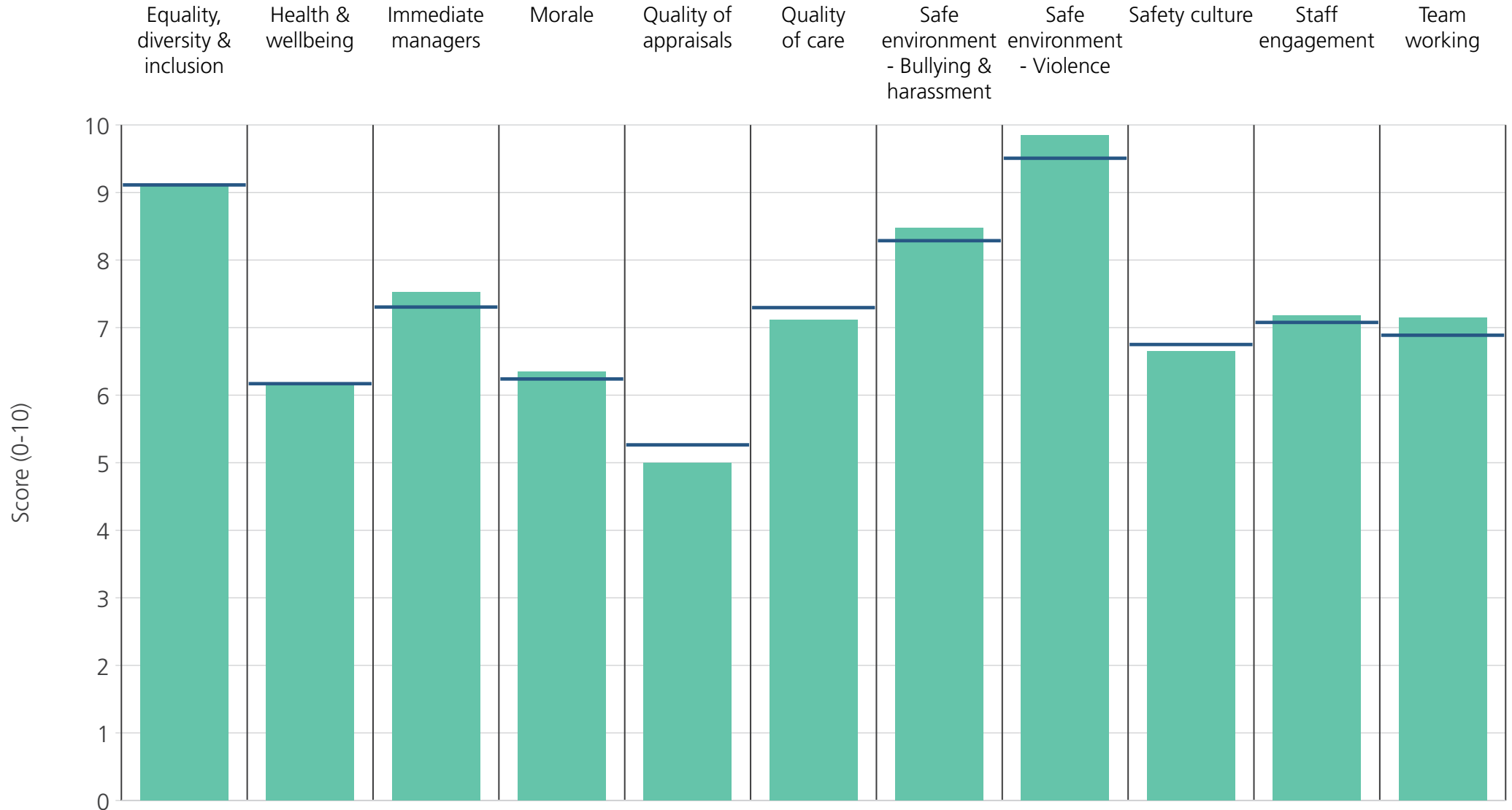


<b>Directorate</b>	9.2	5.3	7.9	5.1	5.4	7.9	7.4	9.2	7.4	6.7	6.8
<b>Your org</b>	9.1	6.2	7.3	6.2	5.3	7.3	8.3	9.5	6.7	7.1	6.9
<b>Responses</b>	27	27	28	26	27	27	28	28	28	28	27

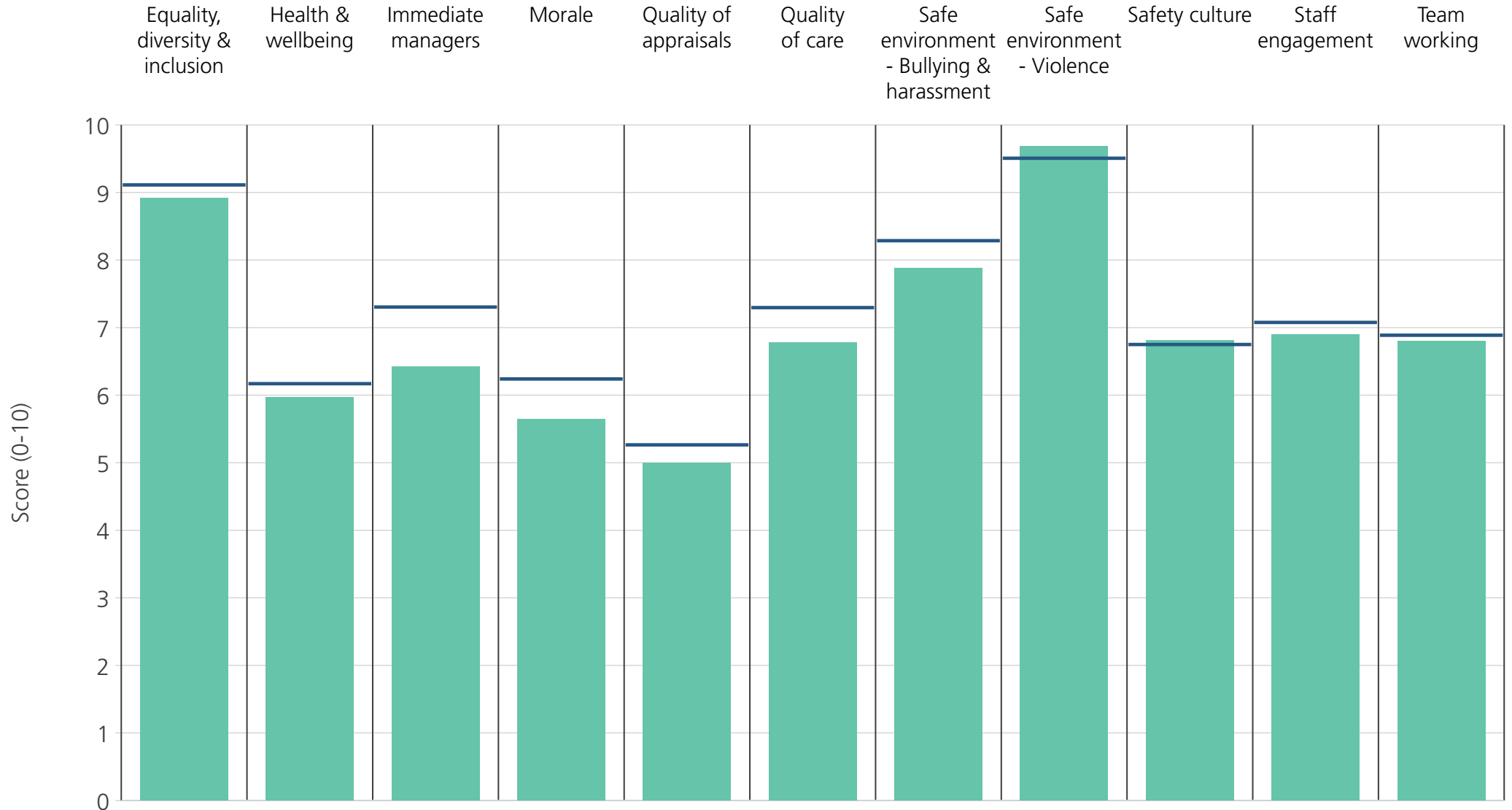


<b>Directorate</b>	9.2	6.6	7.3	6.2	5.4	7.1	9.0	9.8	6.6	7.1	6.8
<b>Your org</b>	9.1	6.2	7.3	6.2	5.3	7.3	8.3	9.5	6.7	7.1	6.9
<b>Responses</b>	351	352	353	352	302	124	349	349	353	354	351

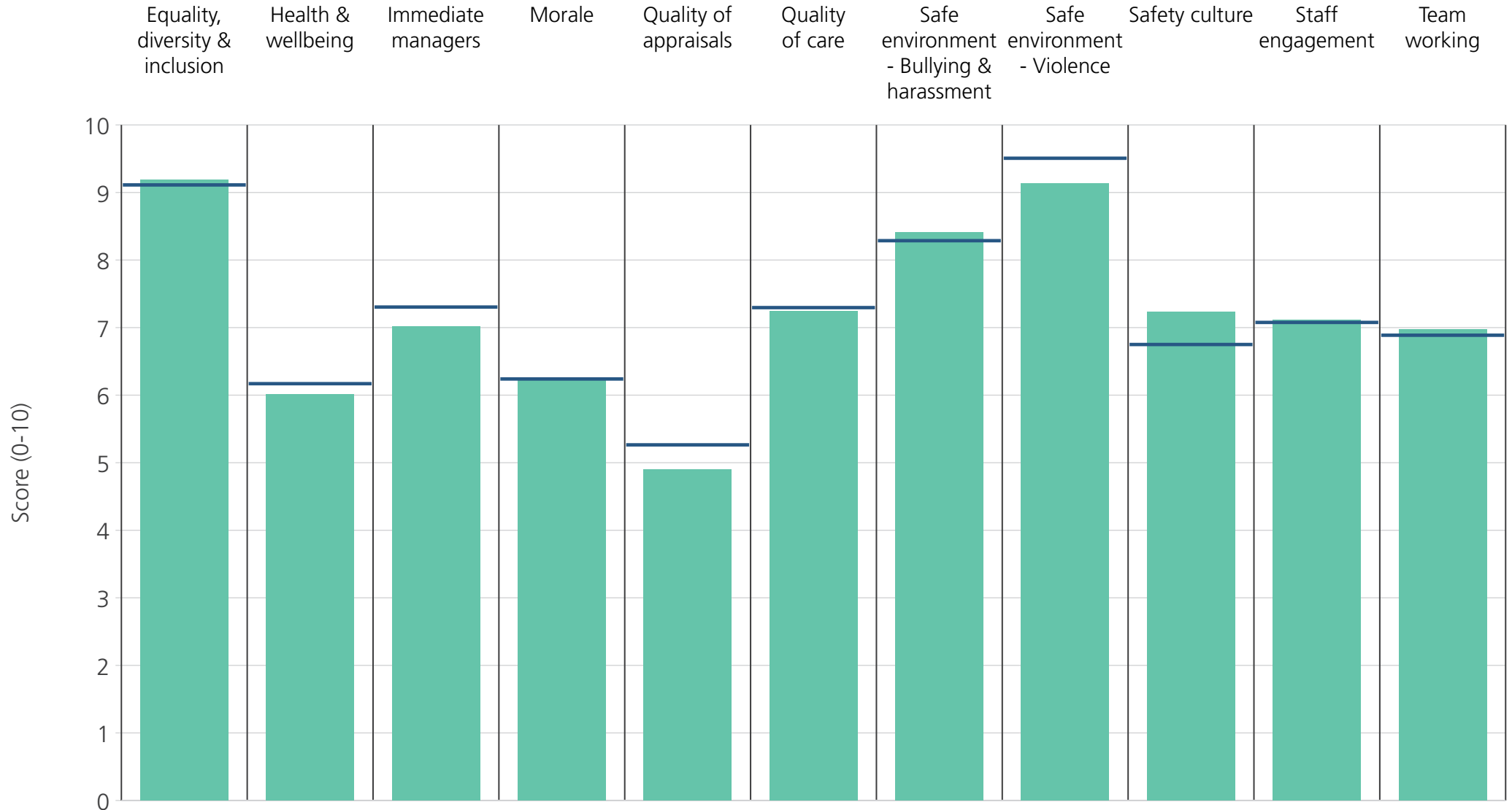




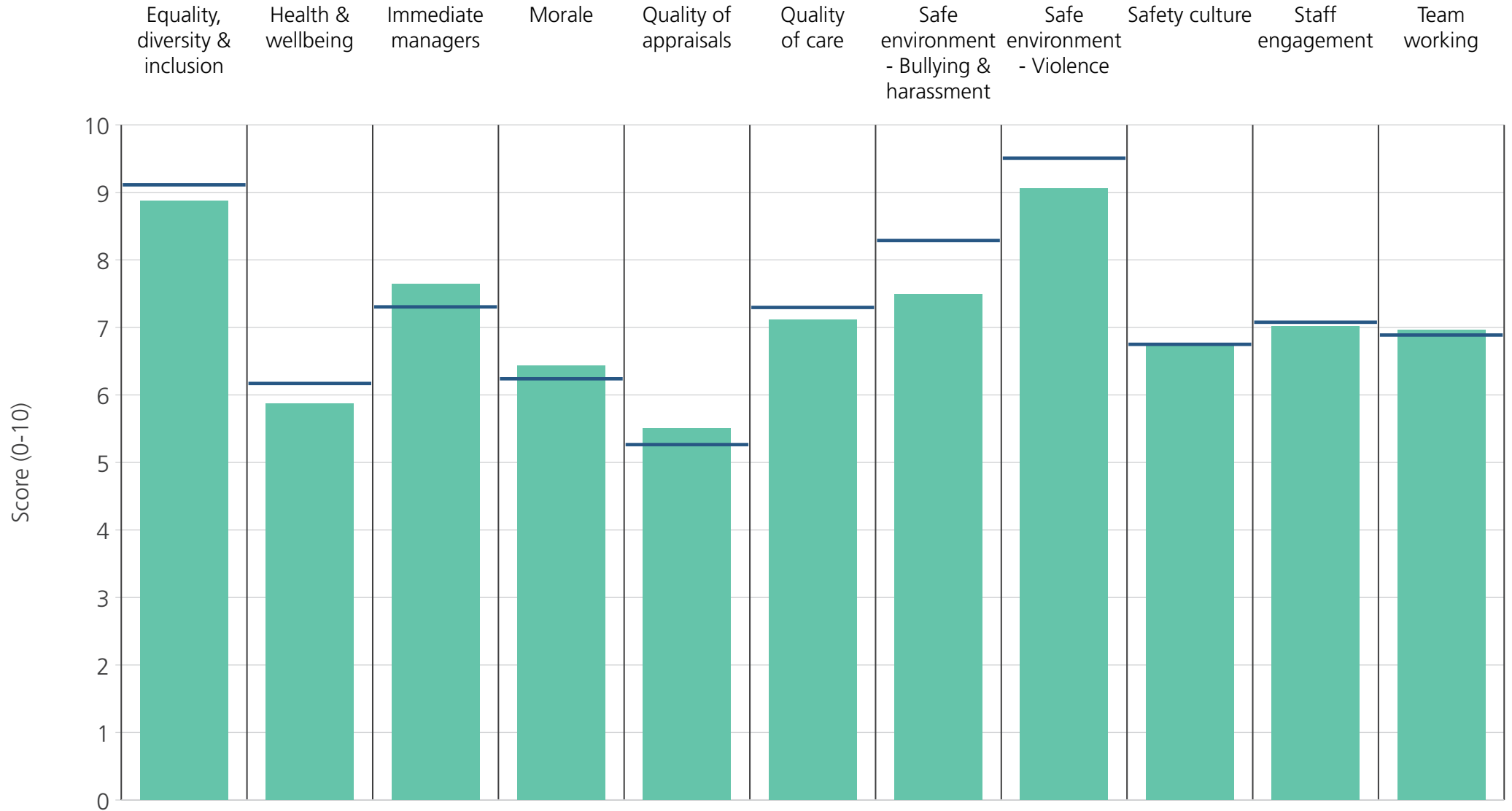
<b>Directorate</b>	9.1	6.1	7.5	6.3	5.0	7.1	8.5	9.8	6.6	7.2	7.1
<b>Your org</b>	9.1	6.2	7.3	6.2	5.3	7.3	8.3	9.5	6.7	7.1	6.9
<b>Responses</b>	108	109	109	109	94	96	107	108	109	110	106



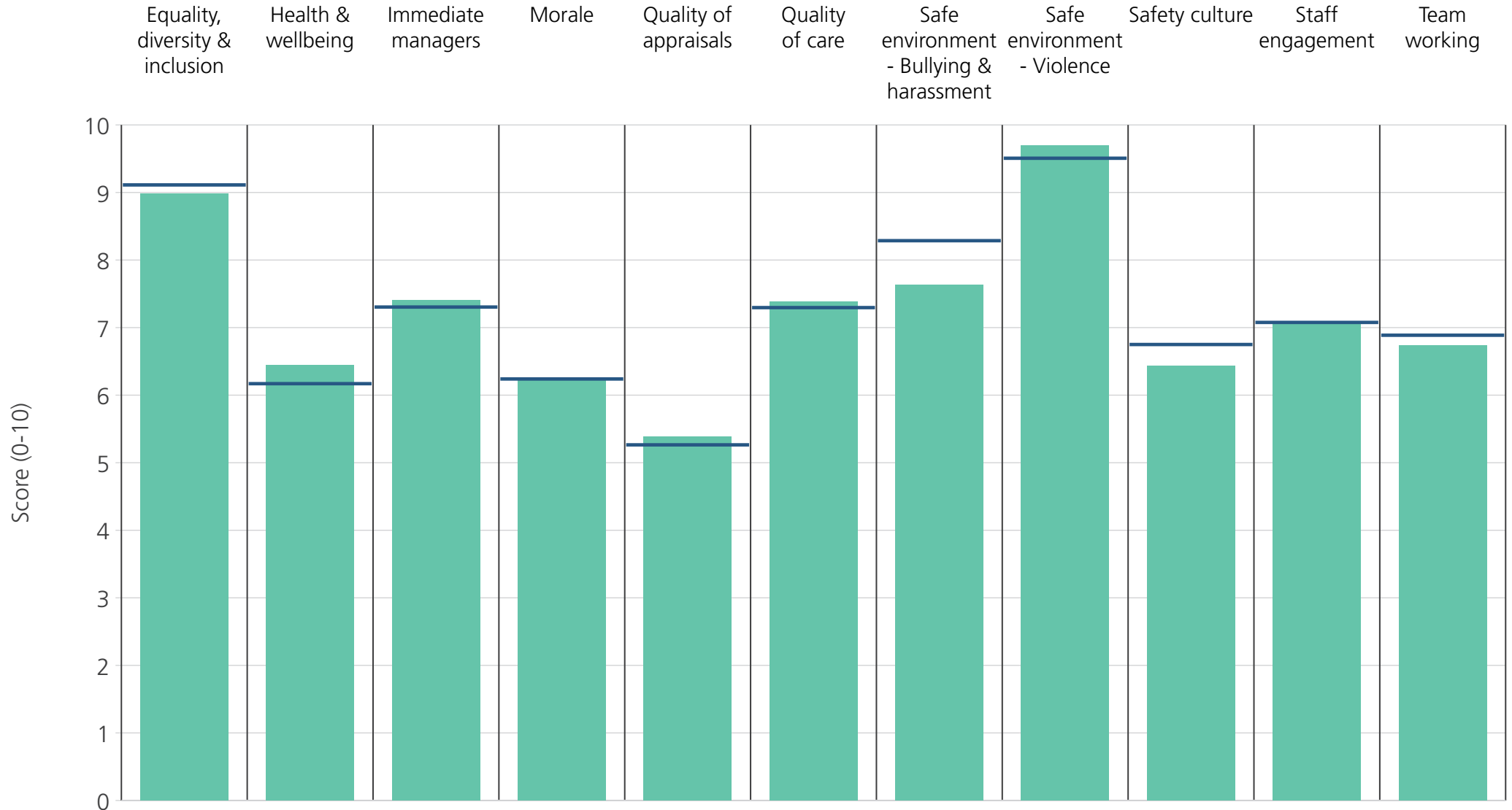
<b>Directorate</b>	8.9	6.0	6.4	5.6	5.0	6.8	7.9	9.7	6.8	6.9	6.8
<b>Your org</b>	9.1	6.2	7.3	6.2	5.3	7.3	8.3	9.5	6.7	7.1	6.9
<b>Responses</b>	33	33	33	32	23	31	33	32	33	32	32



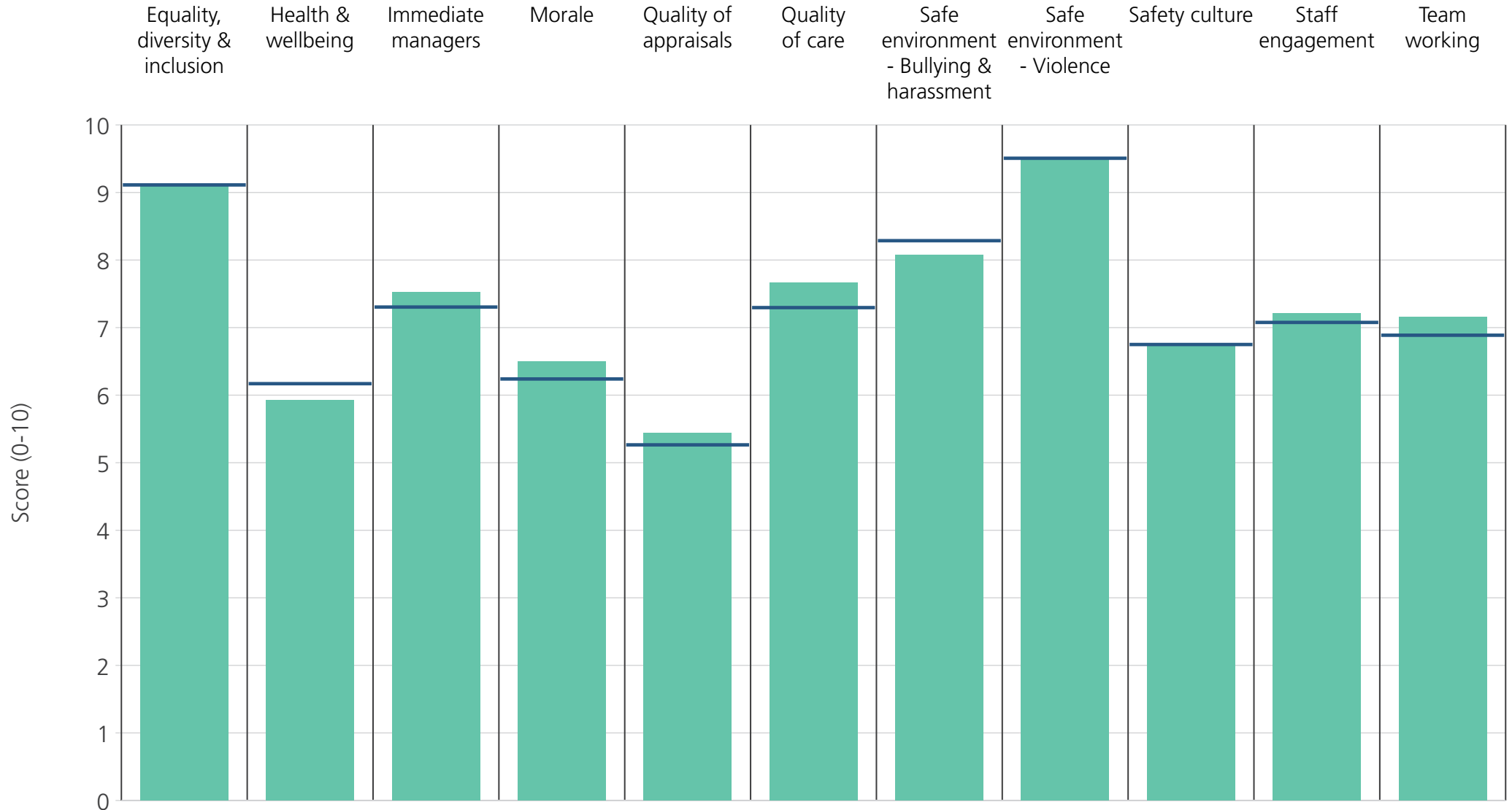
<b>Directorate</b>	9.2	6.0	7.0	6.3	4.9	7.2	8.4	9.1	7.2	7.1	7.0
<b>Your org</b>	9.1	6.2	7.3	6.2	5.3	7.3	8.3	9.5	6.7	7.1	6.9
<b>Responses</b>	47	47	47	47	45	43	46	46	47	47	45



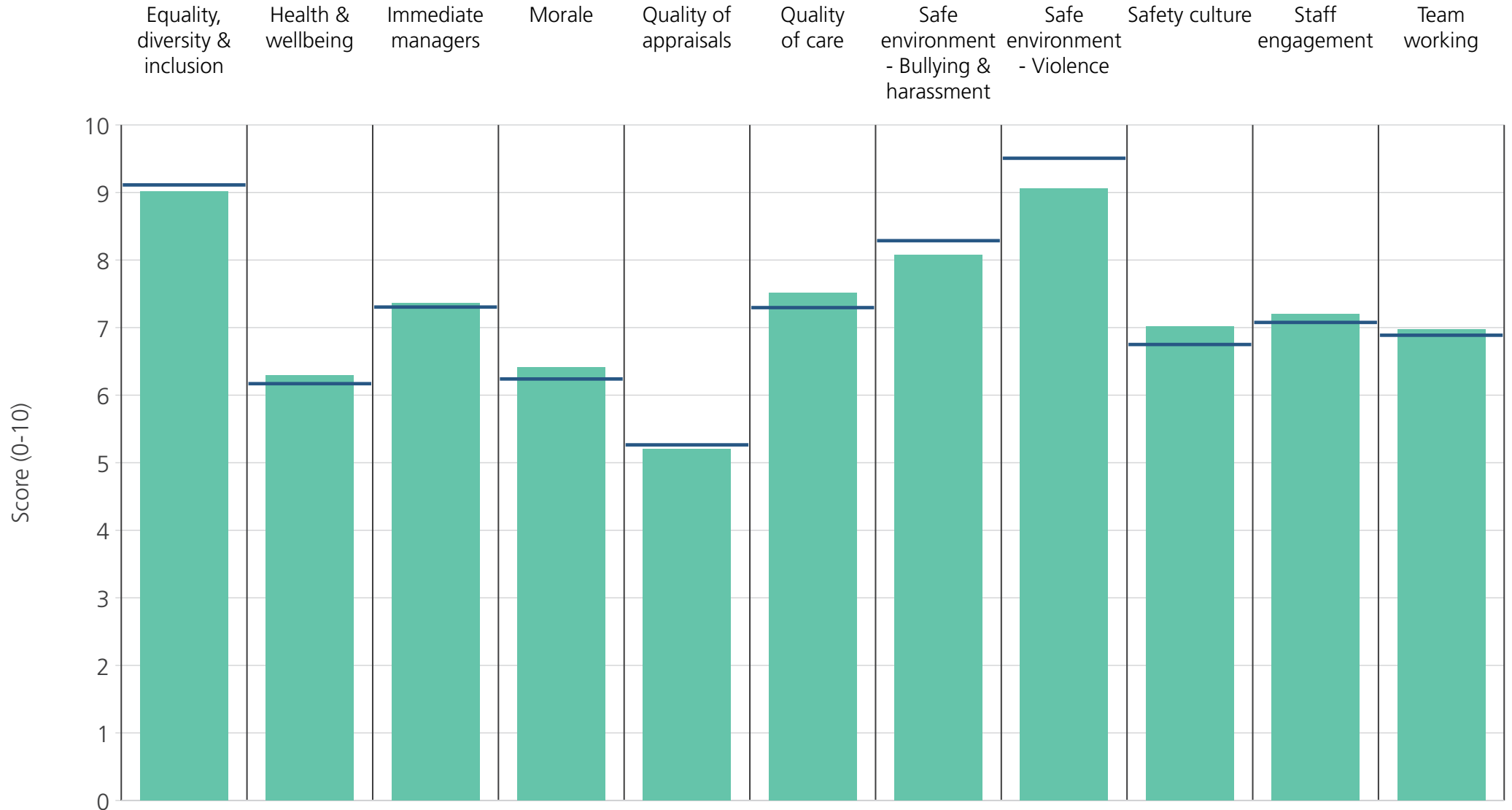
<b>Directorate</b>	8.9	5.9	7.6	6.4	5.5	7.1	7.5	9.1	6.7	7.0	7.0
<b>Your org</b>	9.1	6.2	7.3	6.2	5.3	7.3	8.3	9.5	6.7	7.1	6.9
<b>Responses</b>	84	84	84	84	77	79	83	81	84	85	81



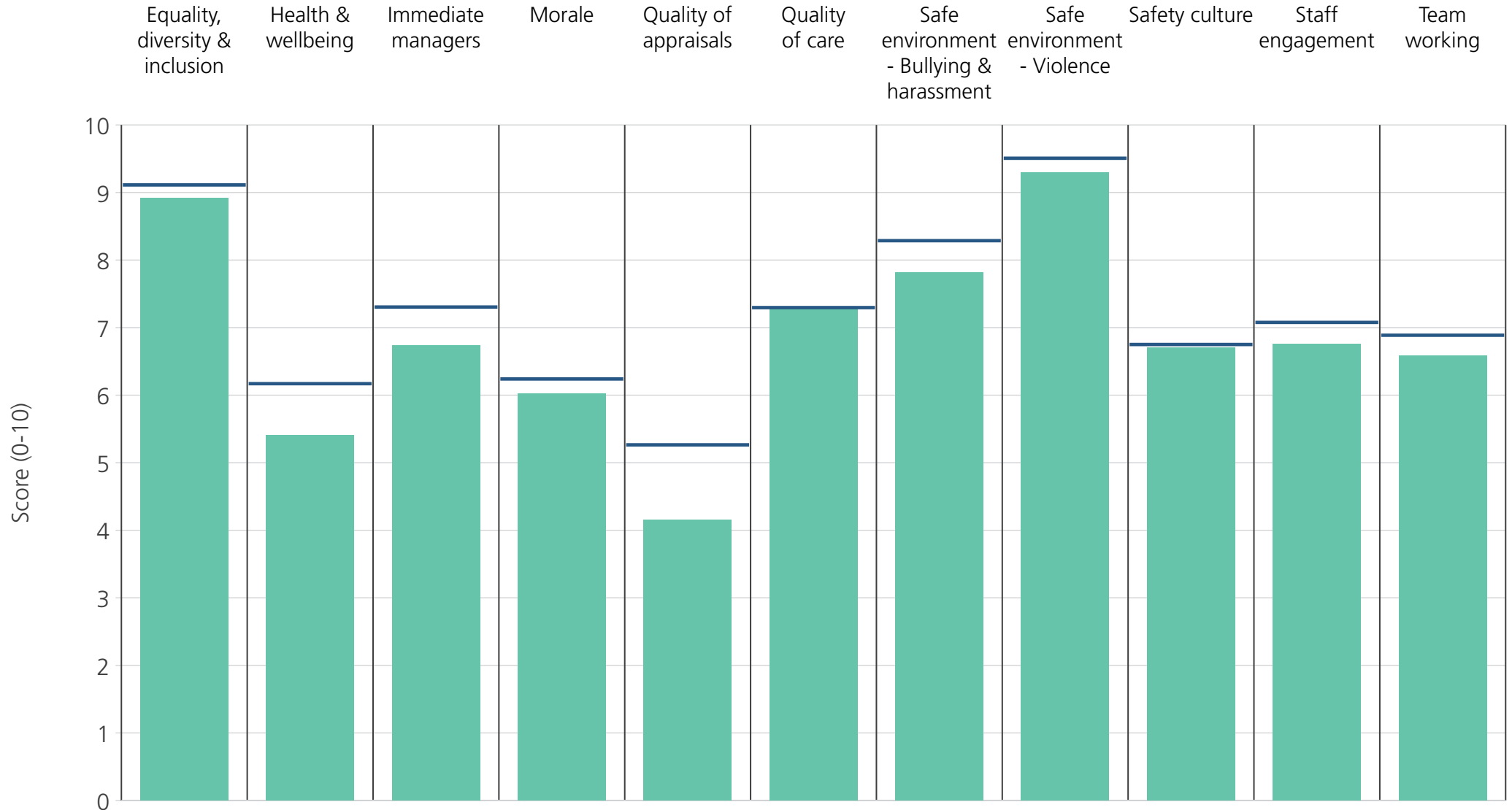
<b>Directorate</b>	9.0	6.4	7.4	6.3	5.4	7.4	7.6	9.7	6.4	7.1	6.7
<b>Your org</b>	9.1	6.2	7.3	6.2	5.3	7.3	8.3	9.5	6.7	7.1	6.9
<b>Responses</b>	88	87	87	88	69	80	86	87	88	88	87



<b>Directorate</b>	9.1	5.9	7.5	6.5	5.4	7.7	8.1	9.5	6.8	7.2	7.2
<b>Your org</b>	9.1	6.2	7.3	6.2	5.3	7.3	8.3	9.5	6.7	7.1	6.9
<b>Responses</b>	115	115	115	114	92	105	115	111	114	117	116

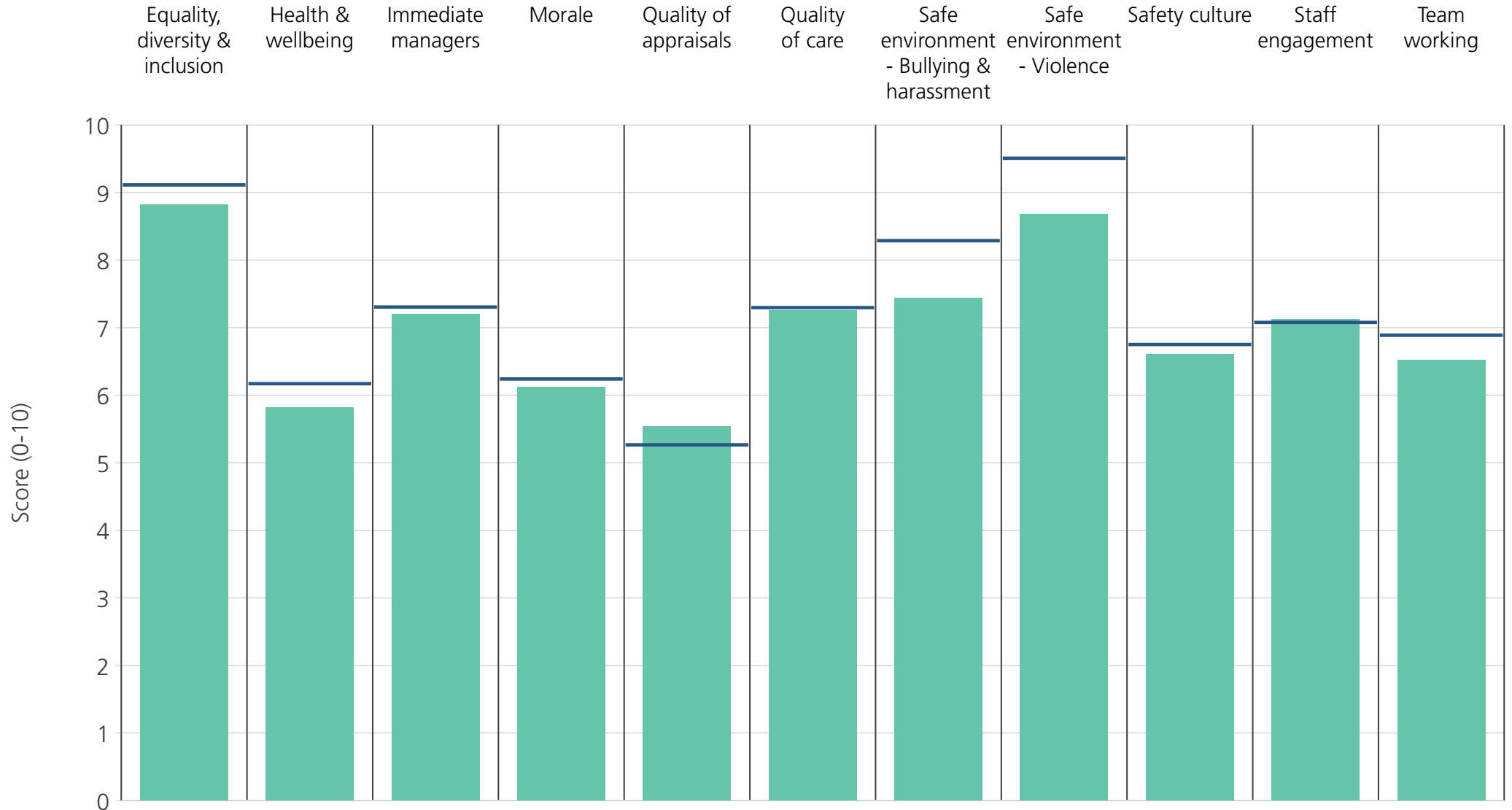


<b>Directorate</b>	9.0	6.3	7.4	6.4	5.2	7.5	8.1	9.1	7.0	7.2	7.0
<b>Your org</b>	9.1	6.2	7.3	6.2	5.3	7.3	8.3	9.5	6.7	7.1	6.9
<b>Responses</b>	148	150	151	147	122	133	149	148	149	154	153

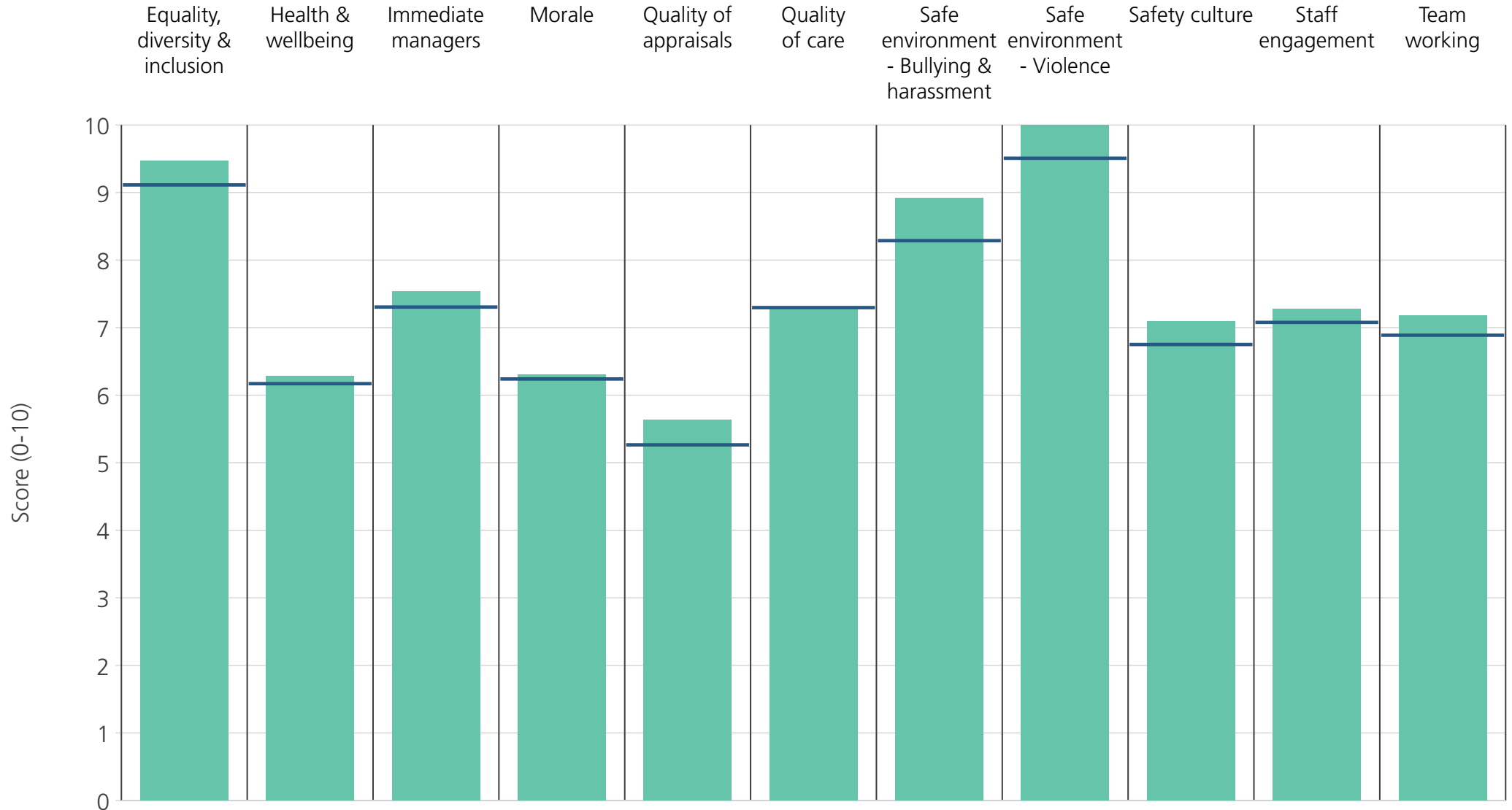


<b>Directorate</b>	8.9	5.4	6.7	6.0	4.1	7.3	7.8	9.3	6.7	6.8	6.6
<b>Your org</b>	9.1	6.2	7.3	6.2	5.3	7.3	8.3	9.5	6.7	7.1	6.9
<b>Responses</b>	126	127	126	125	92	115	126	126	126	128	125





<b>Directorate</b>	8.8	5.8	7.2	6.1	5.5	7.3	7.4	8.7	6.6	7.1	6.5
<b>Your org</b>	9.1	6.2	7.3	6.2	5.3	7.3	8.3	9.5	6.7	7.1	6.9
<b>Responses</b>	98	98	98	98	84	89	98	96	98	100	99



<b>Directorate</b>	9.5	6.3	7.5	6.3	5.6	7.3	8.9	10.0	7.1	7.3	7.2
<b>Your org</b>	9.1	6.2	7.3	6.2	5.3	7.3	8.3	9.5	6.7	7.1	6.9
<b>Responses</b>	118	118	118	114	100	105	117	116	117	120	118