

# The Newcastle upon Tyne Hospitals NHS Foundation Trust

2019 NHS Staff Survey

**Directorate Report**

**Contents**

Introduction . . . . .	3
Themes – Directorates 1 . . . . .	4
Add Prof Scientific and Technic . . . . .	5
Additional Clinical Services . . . . .	6
Administrative and Clerical . . . . .	7
Allied Health Professionals . . . . .	8
Estates and Ancillary . . . . .	9
Healthcare Scientists . . . . .	10
Medical and Dental . . . . .	11
Nursing and Midwifery Registered . . . . .	12
Students . . . . .	13

This directorate report for The Newcastle upon Tyne Hospitals NHS Foundation Trust contains results by directorate for themes from the 2019 NHS Staff Survey. These results are compared to the unweighted average for your organisation.

**Please note:** It is possible that there are differences between the 'Your org' scores reported in this directorate report and those in the benchmark report. This is because the results in the benchmark report are weighted to allow for fair comparisons between organisations of a similar type. However, in this report comparisons are made within your organisation so the unweighted organisation result is a more appropriate point of comparison.

The directorate breakdowns used in this report were provided and defined by The Newcastle upon Tyne Hospitals NHS Foundation Trust. Details of how the theme scores were calculated are included in the Technical Document, available to download from our [results website](#).

## Key features

Breakdown type and **directorate name** are specified in the header. Black text in the header is hyperlinked: clicking on '2019 NHS Staff Survey Results' navigates back to the contents page.

Directorate results are presented in the context of the (unweighted) **organisation average ('Your org')**, so it is easy to tell if a directorate is performing better or worse than the organisation average. For all themes, a higher score is a better result than a lower score.

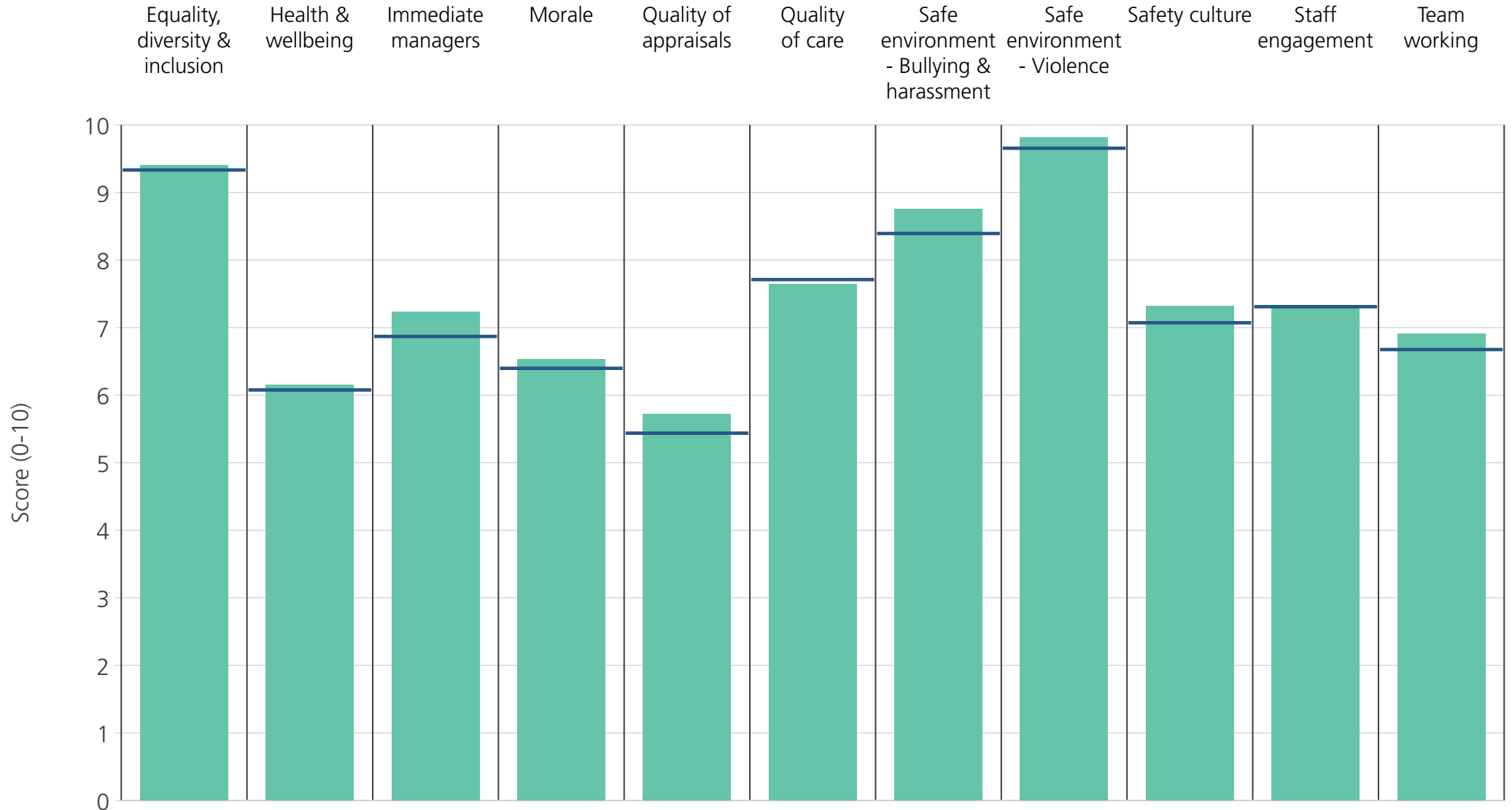
The **number of responses** feeding into each theme score **for the given directorate** is specified below the table containing the directorate and trust scores.



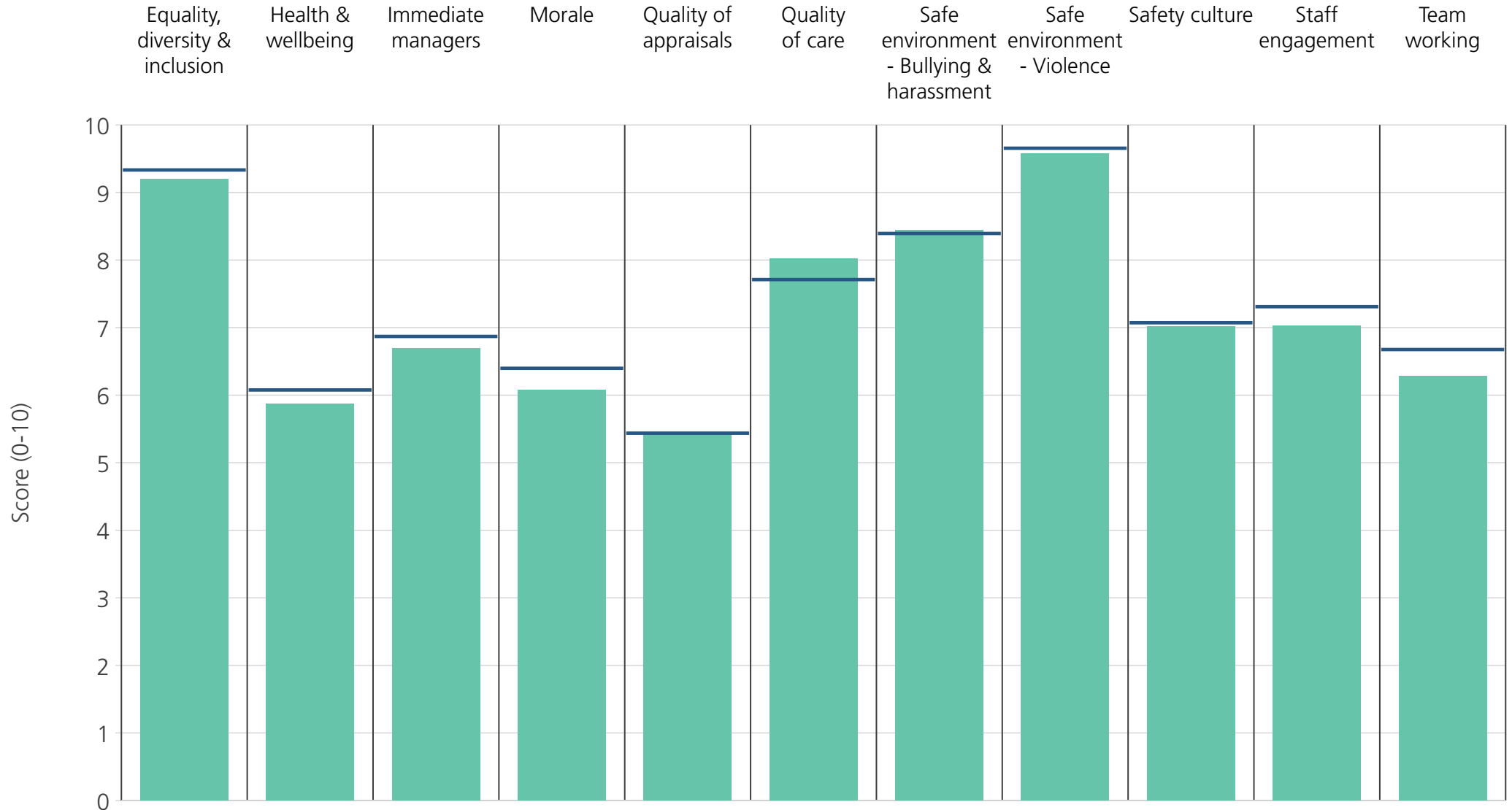
**! Note:** when there are less than 11 responses in a group, results are suppressed to protect staff confidentiality

# Directorates 1

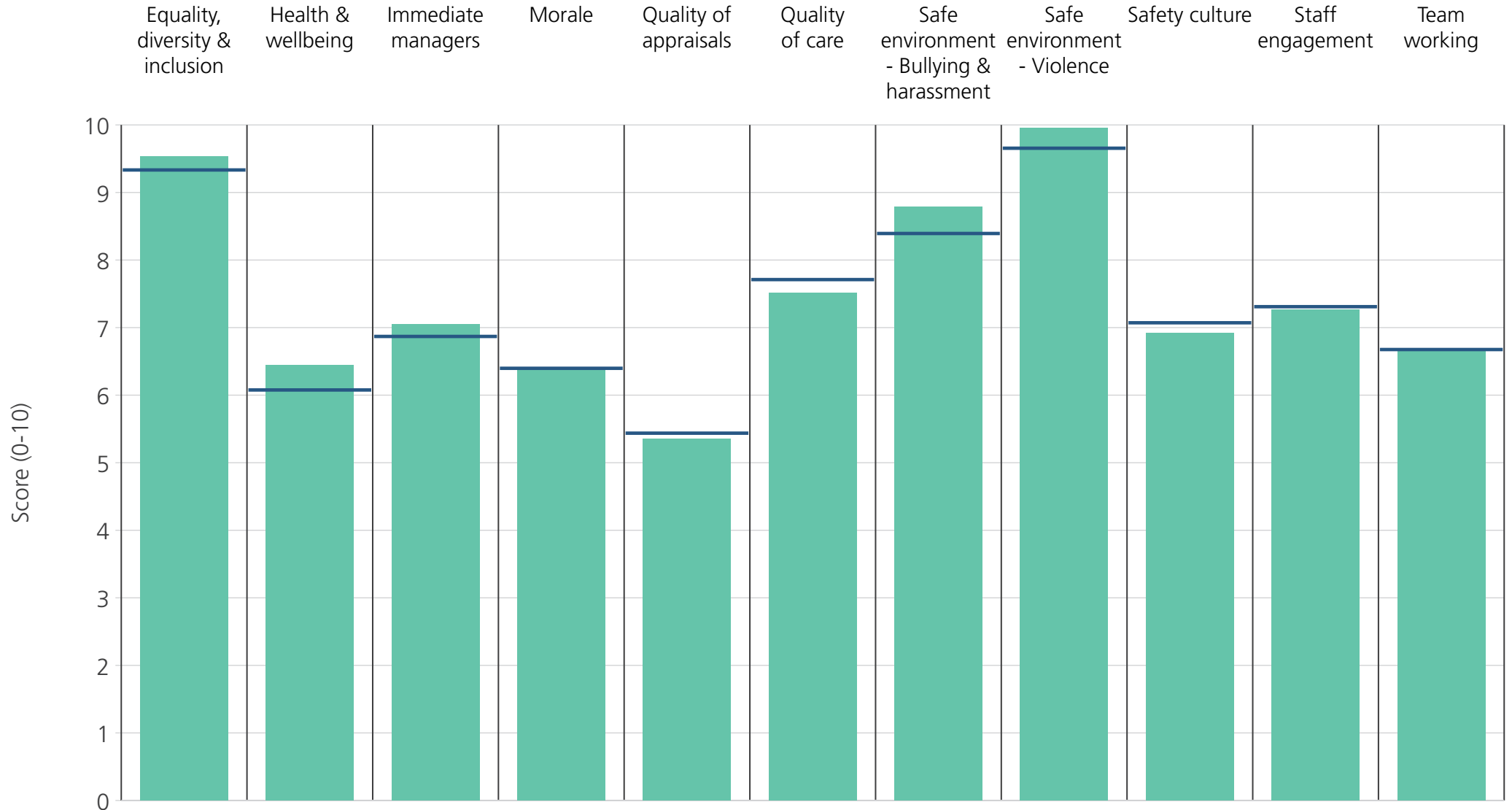
The Newcastle upon Tyne Hospitals NHS Foundation Trust  
2019 NHS Staff Survey Results



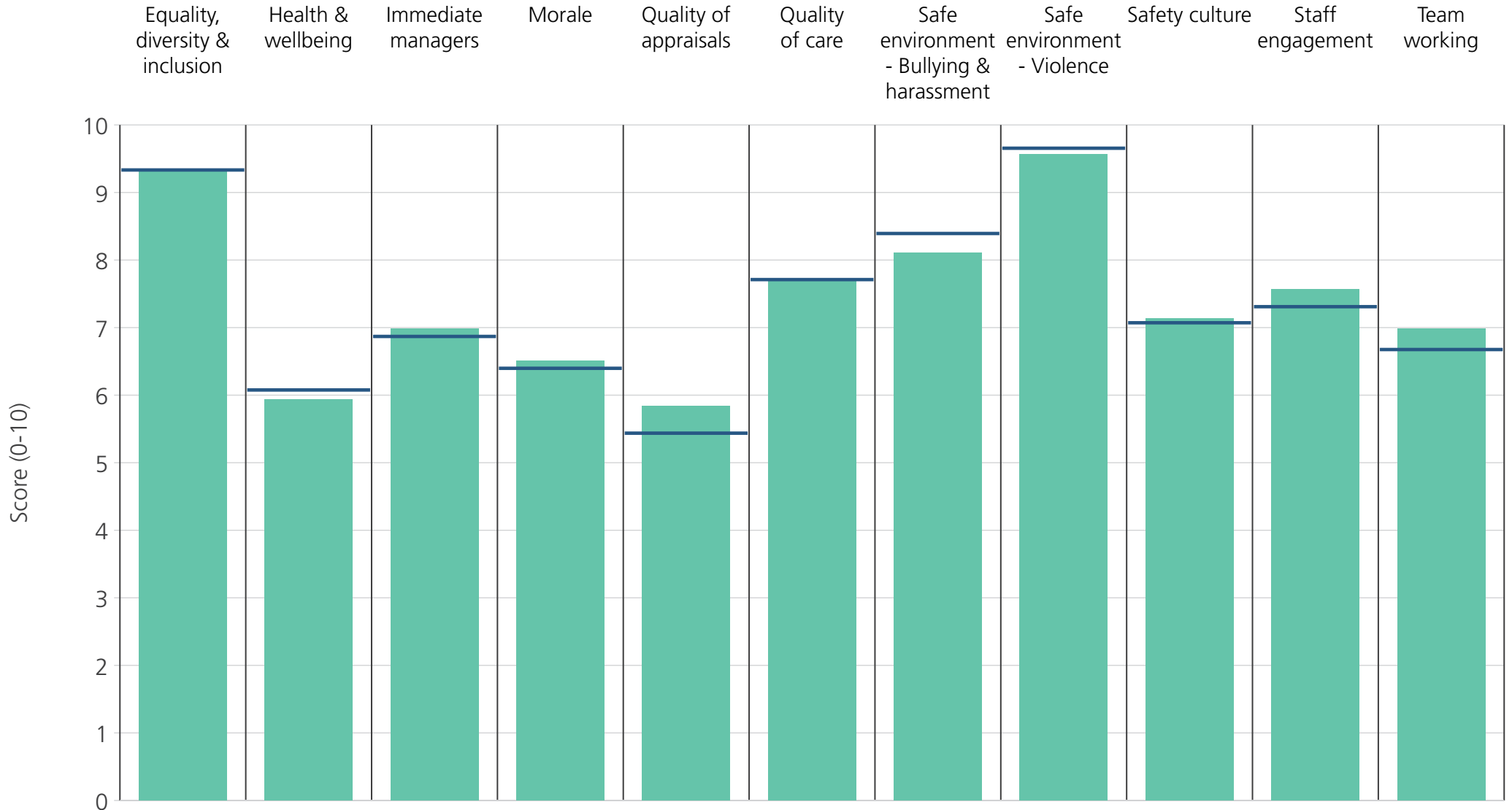
<b>Directorate</b>	9.4	6.2	7.2	6.5	5.7	7.6	8.8	9.8	7.3	7.3	6.9
<b>Your org</b>	9.3	6.1	6.9	6.4	5.4	7.7	8.4	9.7	7.1	7.3	6.7
<b>Responses</b>	355	357	359	354	318	350	358	357	356	360	355



<b>Directorate</b>	9.2	5.9	6.7	6.1	5.4	8.0	8.4	9.6	7.0	7.0	6.3
<b>Your org</b>	9.3	6.1	6.9	6.4	5.4	7.7	8.4	9.7	7.1	7.3	6.7
<b>Responses</b>	1025	1036	1047	1020	837	961	1030	1036	1030	1053	1026

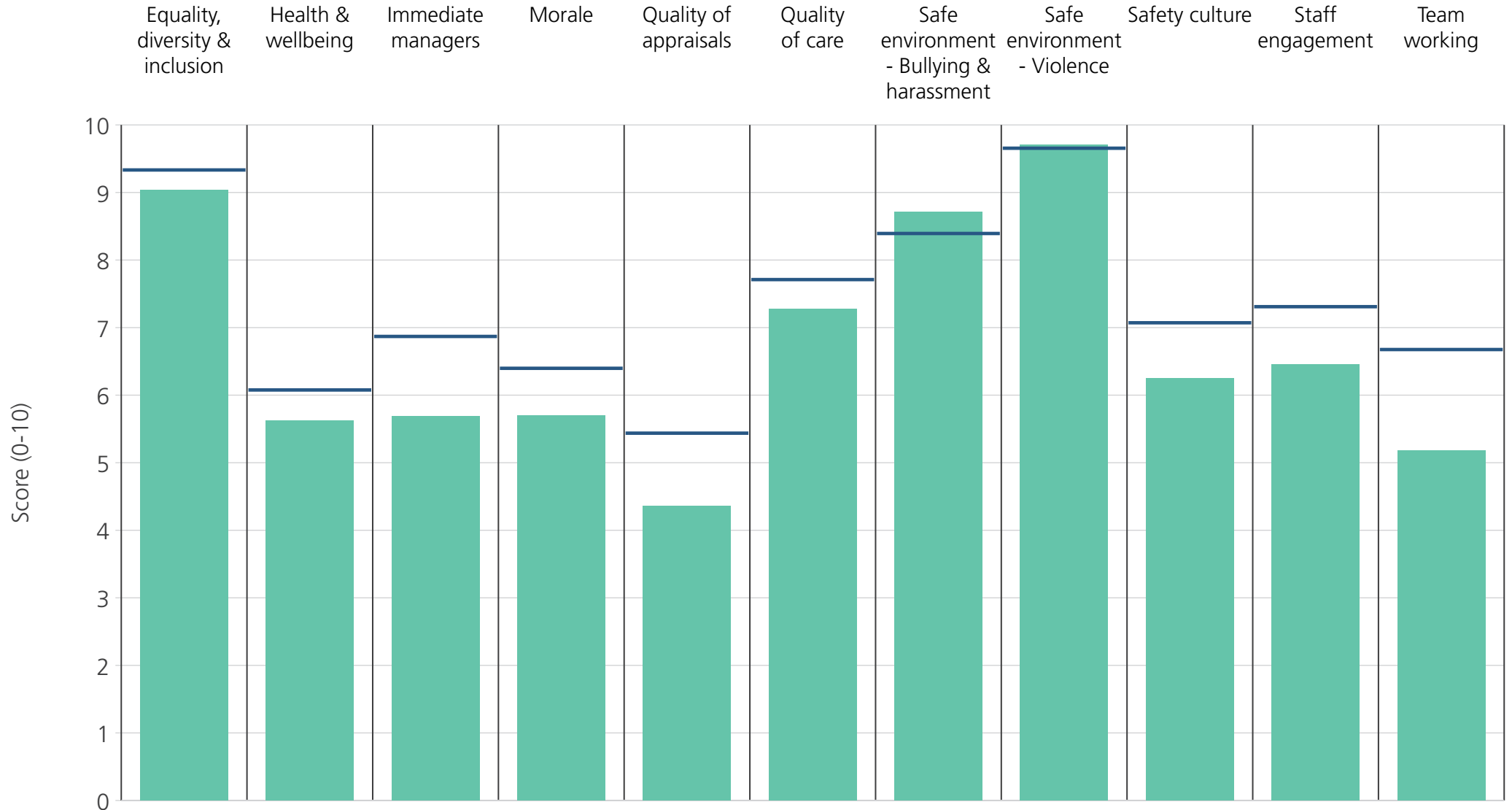


<b>Directorate</b>	9.5	6.4	7.0	6.4	5.3	7.5	8.8	10.0	6.9	7.3	6.7
<b>Your org</b>	9.3	6.1	6.9	6.4	5.4	7.7	8.4	9.7	7.1	7.3	6.7
<b>Responses</b>	1544	1553	1552	1547	1320	959	1540	1533	1533	1562	1541

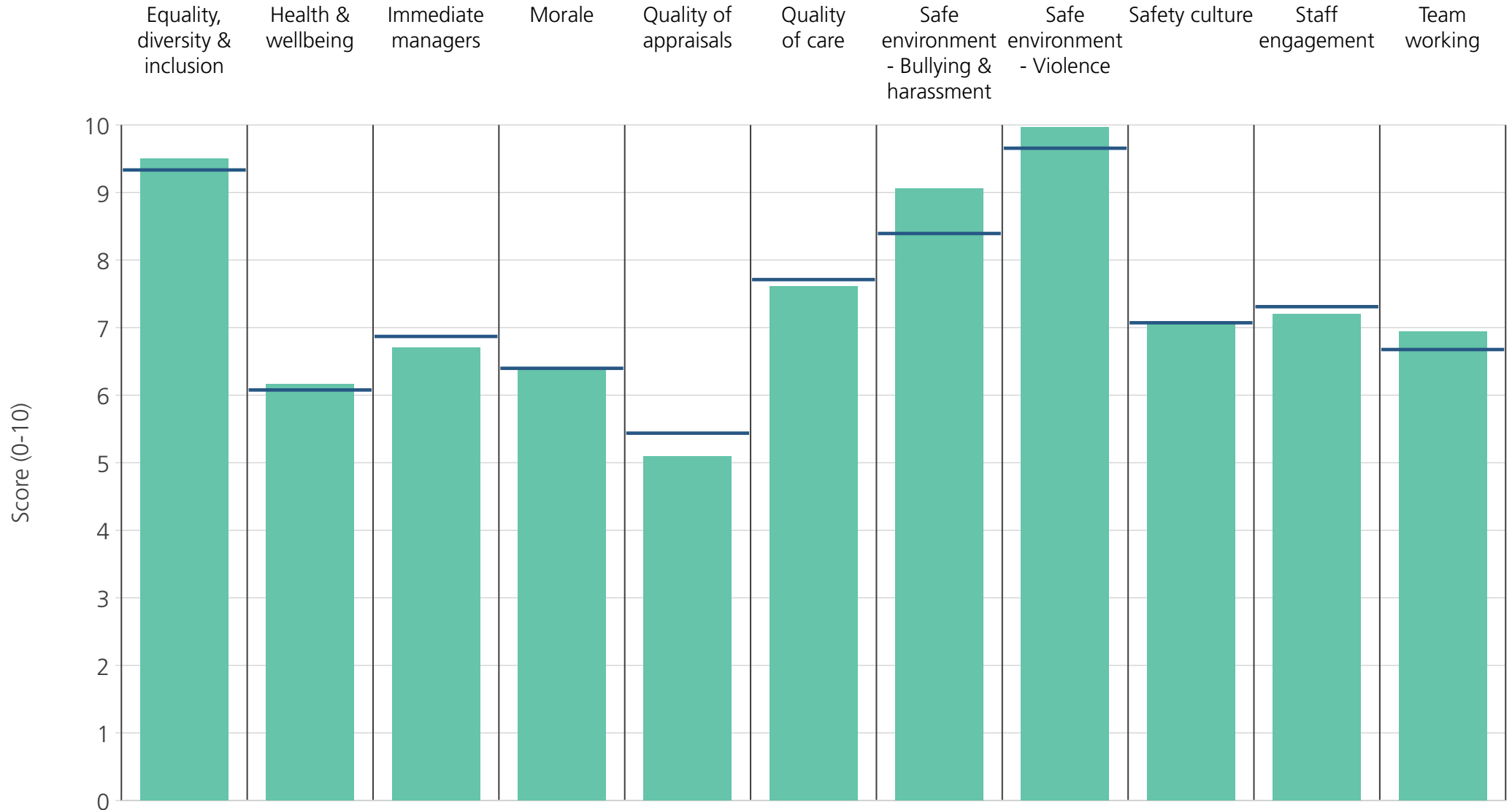


<b>Directorate</b>	9.3	5.9	7.0	6.5	5.8	7.7	8.1	9.6	7.1	7.6	7.0
<b>Your org</b>	9.3	6.1	6.9	6.4	5.4	7.7	8.4	9.7	7.1	7.3	6.7
<b>Responses</b>	438	443	442	435	388	444	439	441	439	449	445

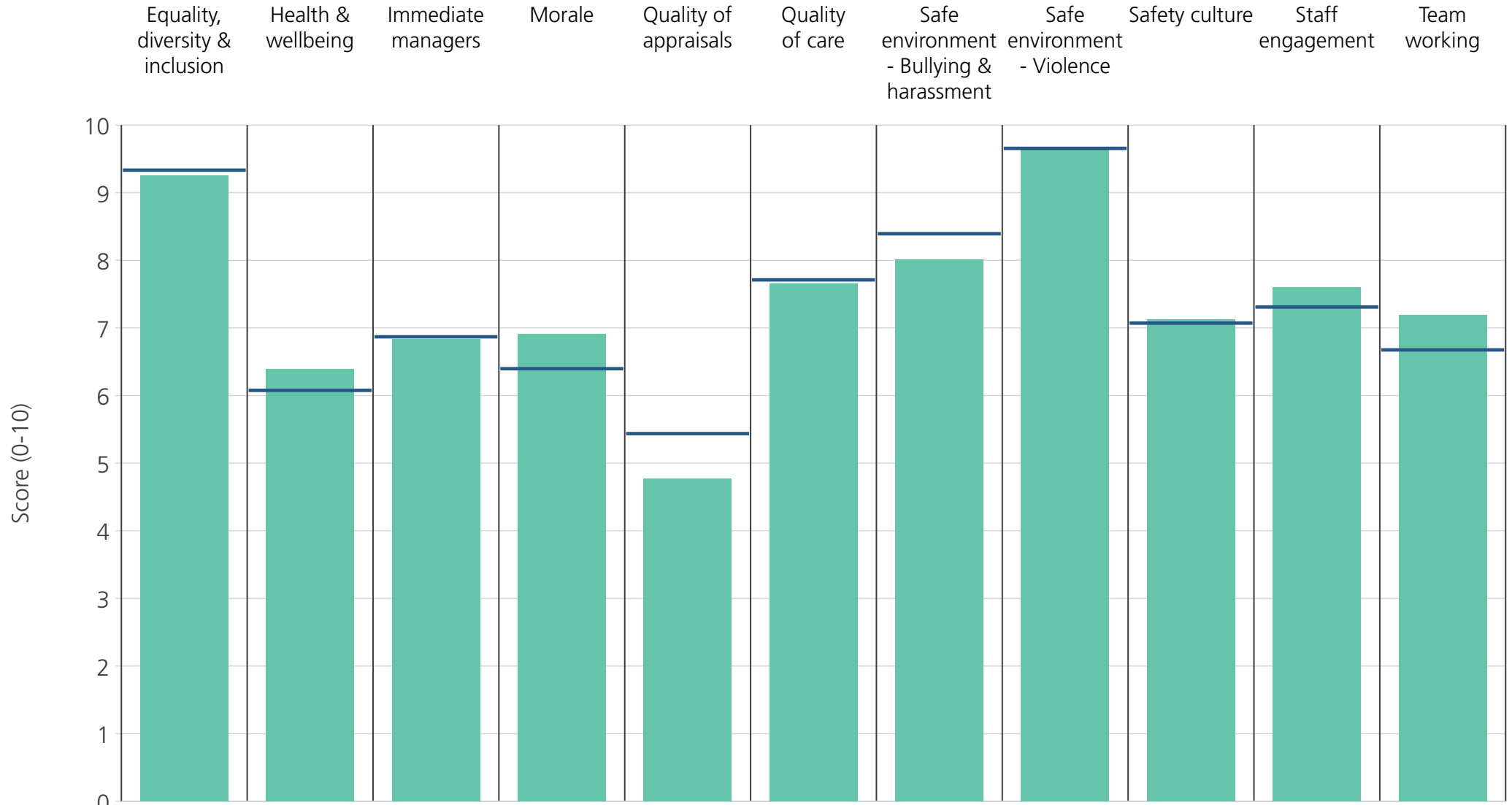




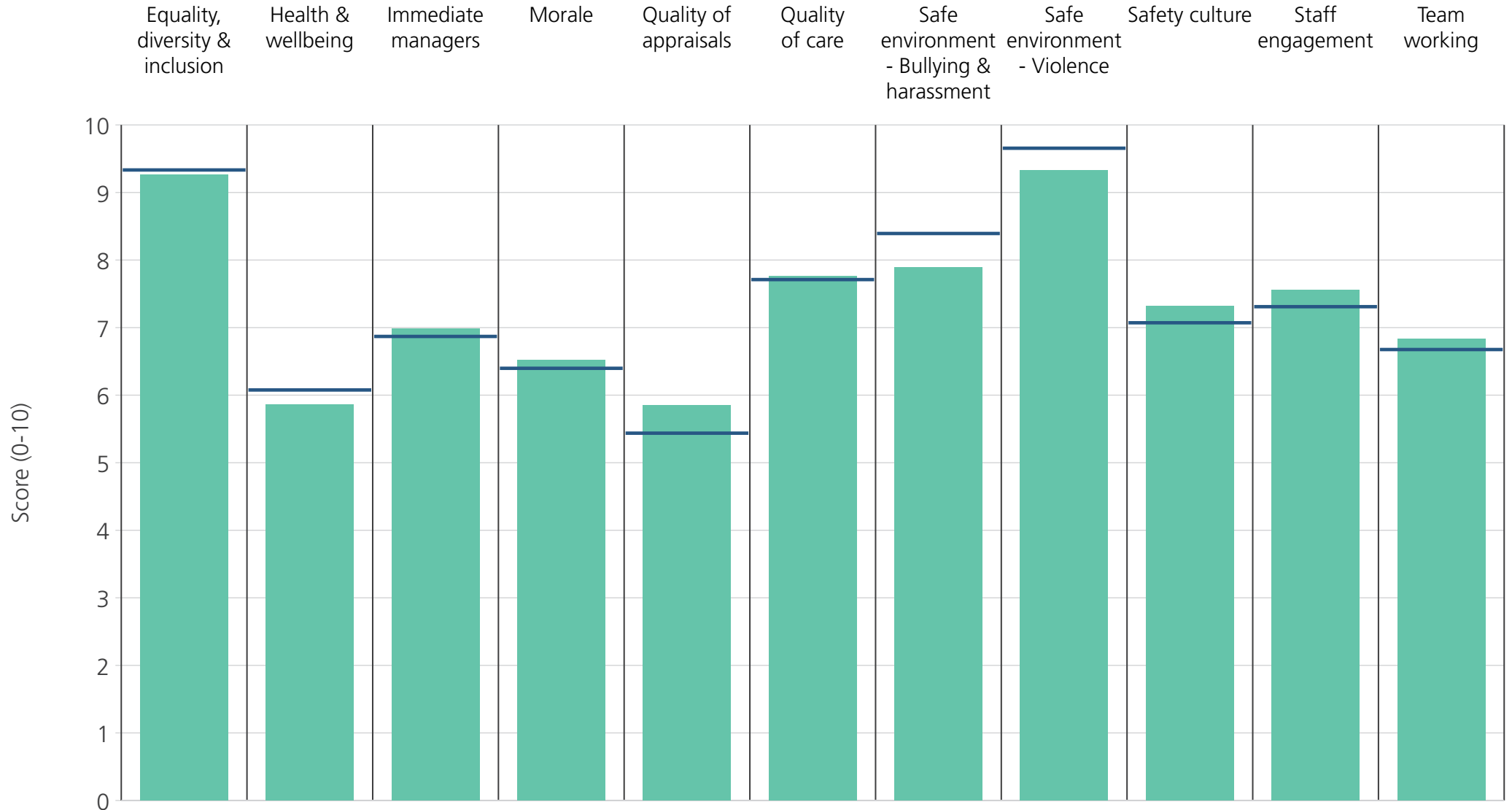
<b>Directorate</b>	9.0	5.6	5.7	5.7	4.4	7.3	8.7	9.7	6.3	6.5	5.2
<b>Your org</b>	9.3	6.1	6.9	6.4	5.4	7.7	8.4	9.7	7.1	7.3	6.7
<b>Responses</b>	332	331	330	325	269	210	326	326	329	332	320



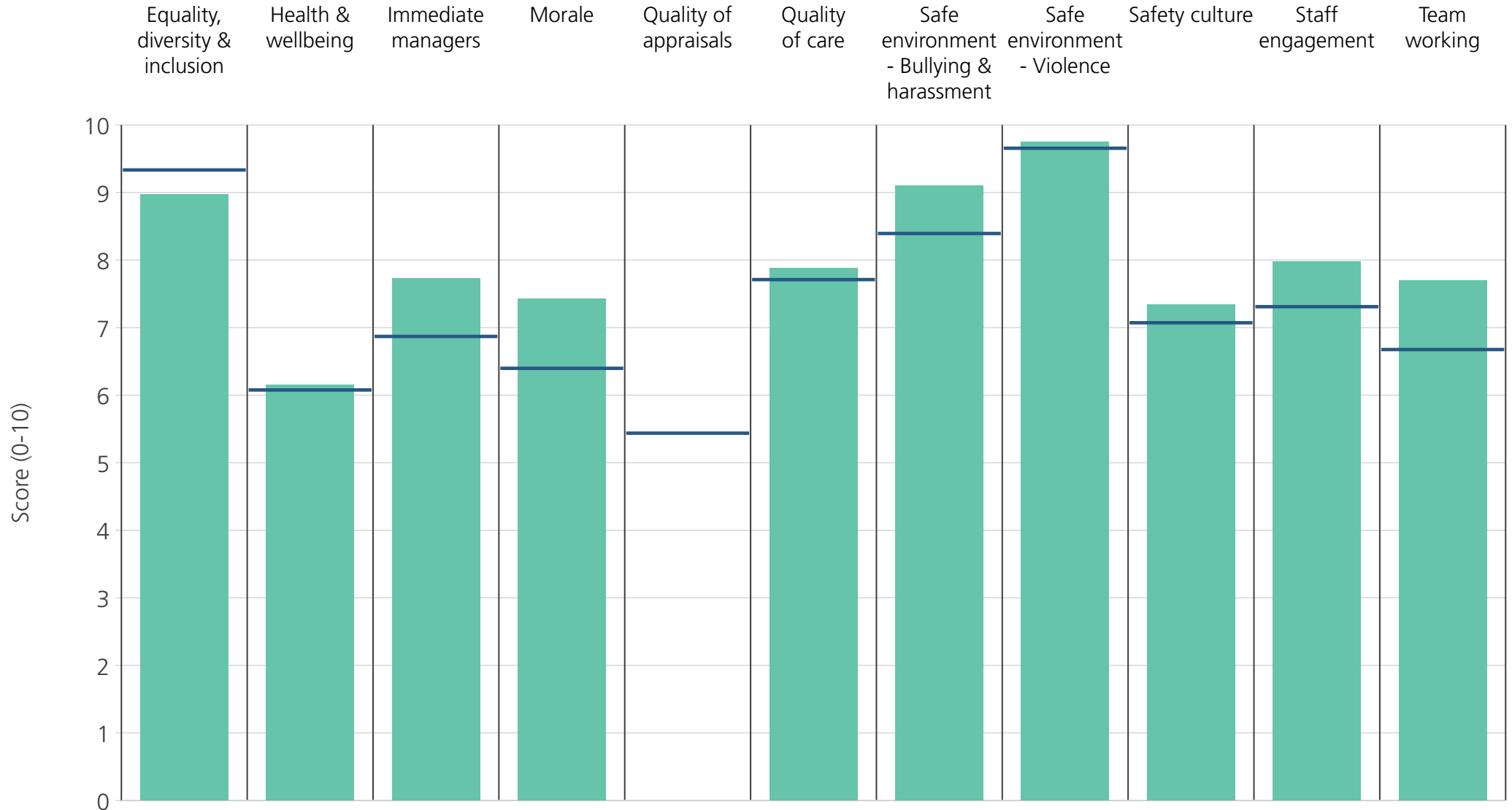
<b>Directorate</b>	9.5	6.2	6.7	6.4	5.1	7.6	9.1	10.0	7.1	7.2	6.9
<b>Your org</b>	9.3	6.1	6.9	6.4	5.4	7.7	8.4	9.7	7.1	7.3	6.7
<b>Responses</b>	436	440	441	438	390	411	439	437	438	444	436



<b>Directorate</b>	9.3	6.4	6.8	6.9	4.8	7.7	8.0	9.7	7.1	7.6	7.2
<b>Your org</b>	9.3	6.1	6.9	6.4	5.4	7.7	8.4	9.7	7.1	7.3	6.7
<b>Responses</b>	528	534	533	529	486	537	532	531	530	539	532



<b>Directorate</b>	9.3	5.9	7.0	6.5	5.9	7.8	7.9	9.3	7.3	7.6	6.8
<b>Your org</b>	9.3	6.1	6.9	6.4	5.4	7.7	8.4	9.7	7.1	7.3	6.7
<b>Responses</b>	1688	1703	1706	1670	1468	1695	1698	1694	1690	1722	1686



<b>Directorate</b>	9.0	6.2	7.7	7.4	5.4	7.9	9.1	9.7	7.3	8.0	7.7
<b>Your org</b>	9.3	6.1	6.9	6.4	5.4	7.7	8.4	9.7	7.1	7.3	6.7
<b>Responses</b>	13	13	13	12	10	13	13	13	13	13	13