

Hull University Teaching Hospitals NHS Trust

2019 NHS Staff Survey

Directorate Report

Contents

Introduction	3
Themes – Directorates 1	4
Clinical Support Services	5
Corporate Directorates	6
Emergency Care	7
Estates, Facilities and Development	8
Family & Women's Health	9
Medicine	10
Surgery	11

This directorate report for Hull University Teaching Hospitals NHS Trust contains results by directorate for themes from the 2019 NHS Staff Survey. These results are compared to the unweighted average for your organisation.

Please note: It is possible that there are differences between the 'Your org' scores reported in this directorate report and those in the benchmark report. This is because the results in the benchmark report are weighted to allow for fair comparisons between organisations of a similar type. However, in this report comparisons are made within your organisation so the unweighted organisation result is a more appropriate point of comparison.

The directorate breakdowns used in this report were provided and defined by Hull University Teaching Hospitals NHS Trust. Details of how the theme scores were calculated are included in the Technical Document, available to download from our [results website](#).

Key features

Breakdown type and **directorate name** are specified in the header. Black text in the header is hyperlinked: clicking on '2019 NHS Staff Survey Results' navigates back to the contents page.

Directorate results are presented in the context of the (unweighted) **organisation average ('Your org')**, so it is easy to tell if a directorate is performing better or worse than the organisation average. For all themes, a higher score is a better result than a lower score.

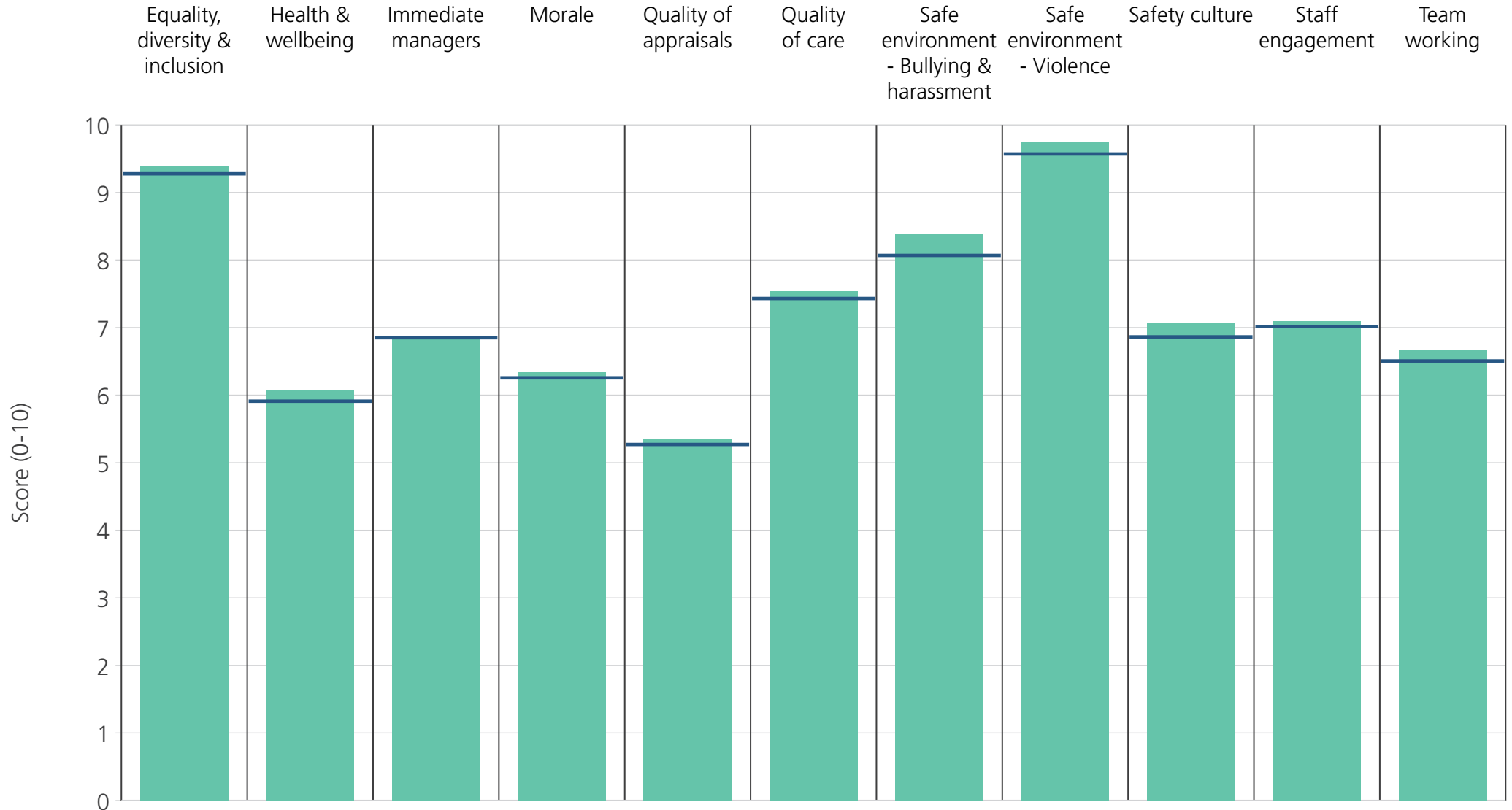
The **number of responses** feeding into each theme score **for the given directorate** is specified below the table containing the directorate and trust scores.



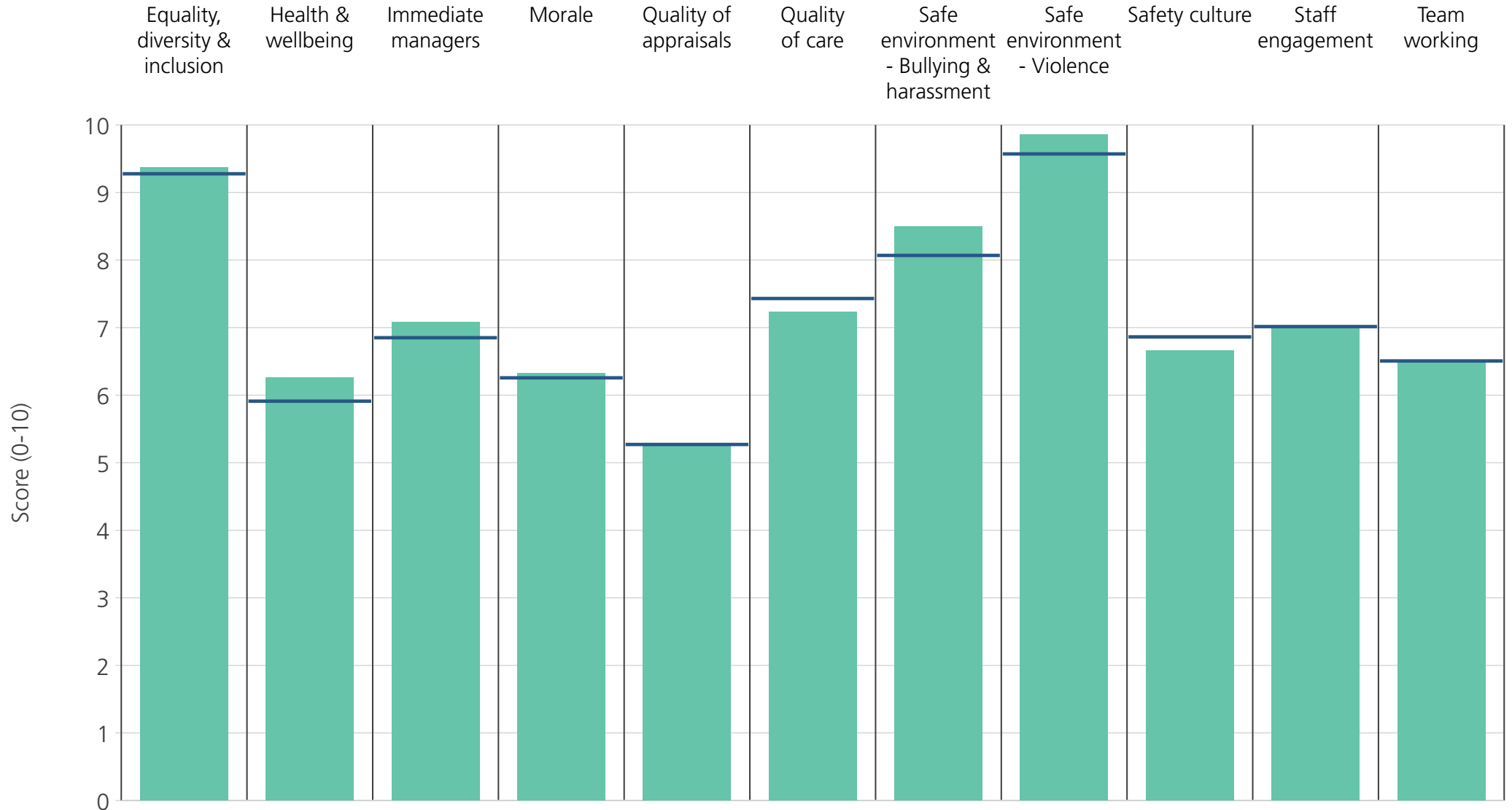
! Note: when there are less than 11 responses in a group, results are suppressed to protect staff confidentiality

Directorates 1

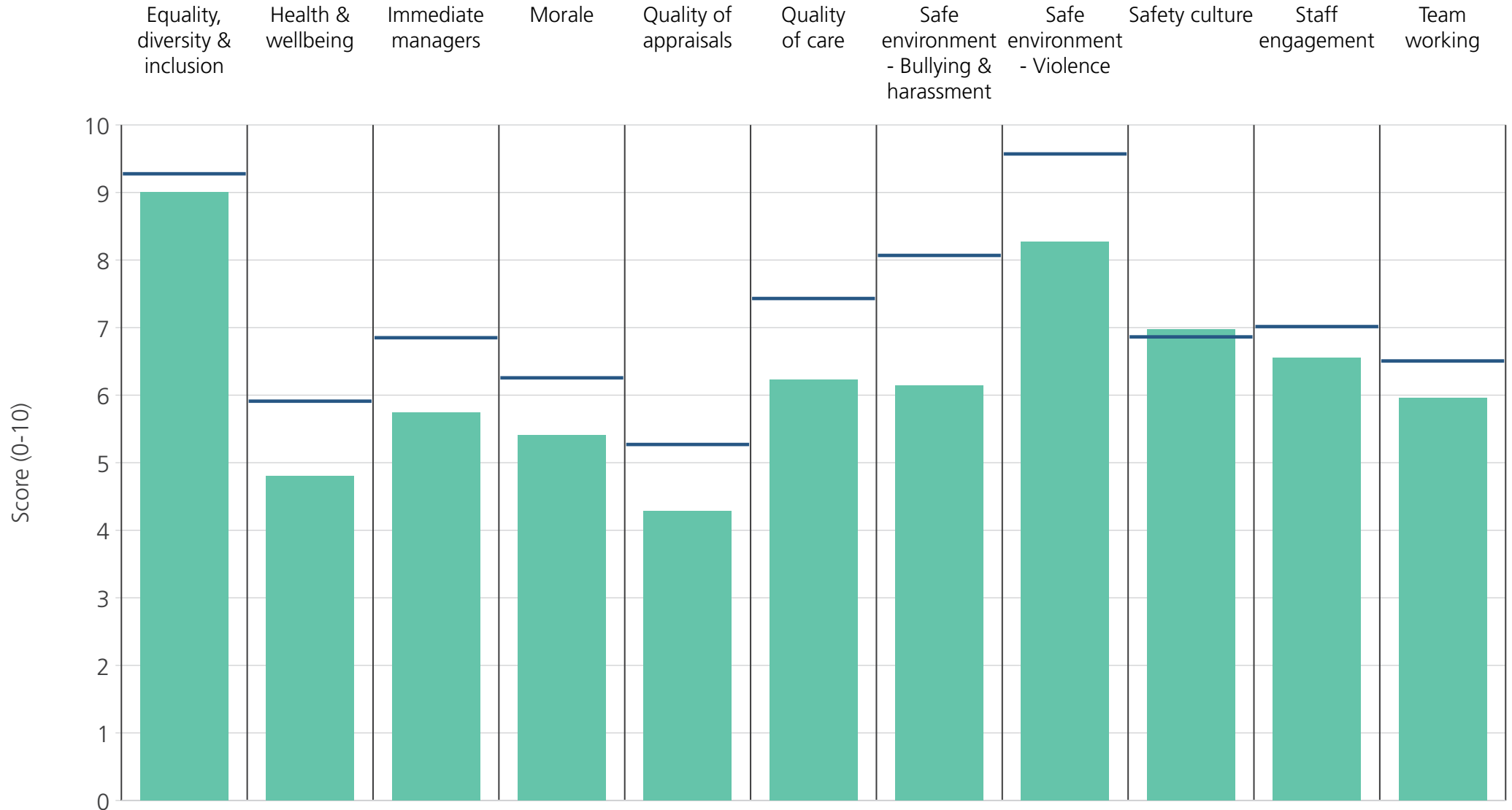
Hull University Teaching Hospitals NHS Trust
2019 NHS Staff Survey Results



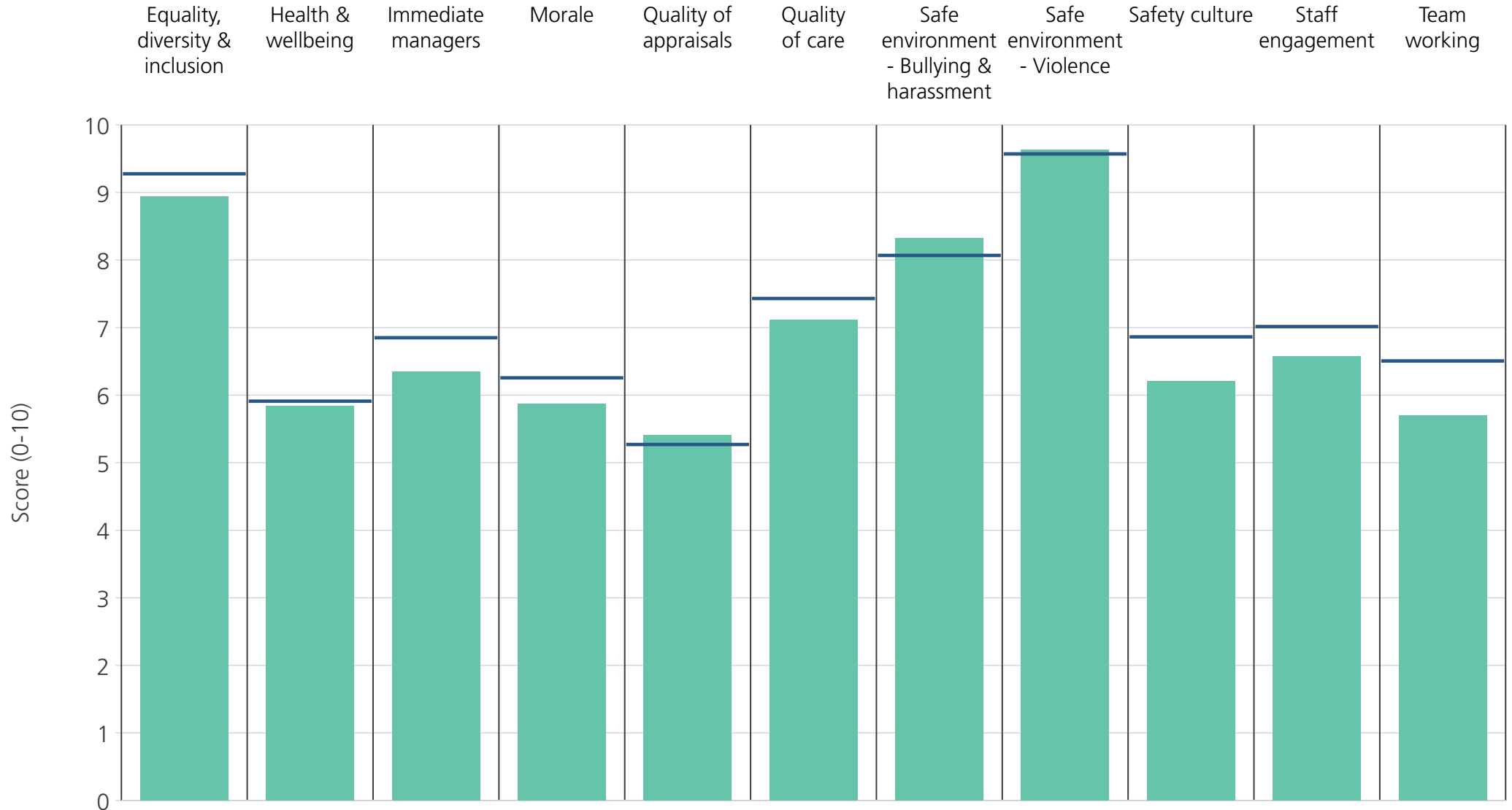
Directorate	9.4	6.1	6.9	6.3	5.3	7.5	8.4	9.7	7.1	7.1	6.7
Your org	9.3	5.9	6.9	6.3	5.3	7.4	8.1	9.6	6.9	7.0	6.5
Responses	792	797	797	794	722	763	788	793	796	797	789



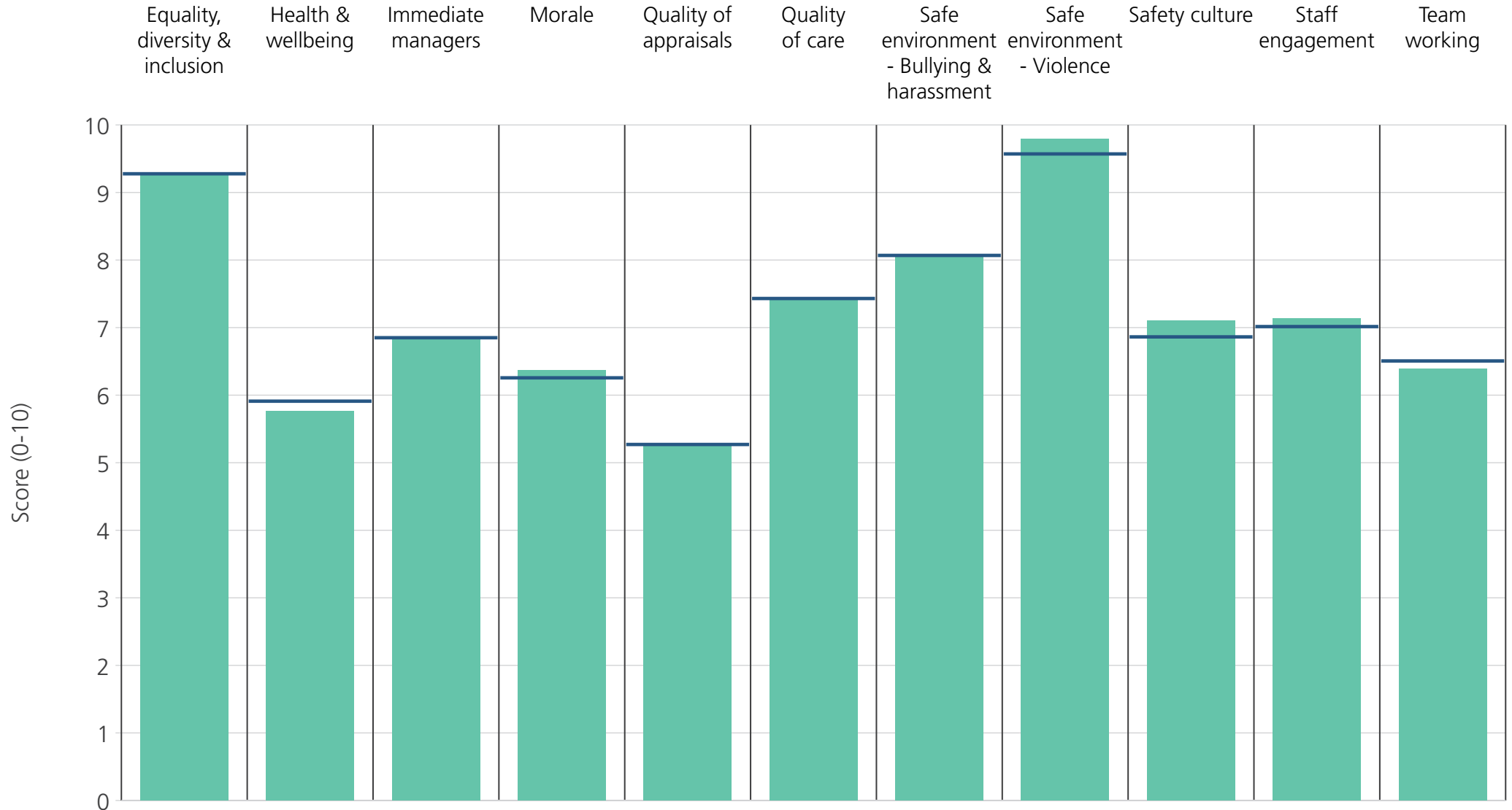
Directorate	9.4	6.3	7.1	6.3	5.3	7.2	8.5	9.9	6.7	7.0	6.5
Your org	9.3	5.9	6.9	6.3	5.3	7.4	8.1	9.6	6.9	7.0	6.5
Responses	737	738	736	734	592	504	730	737	733	739	735



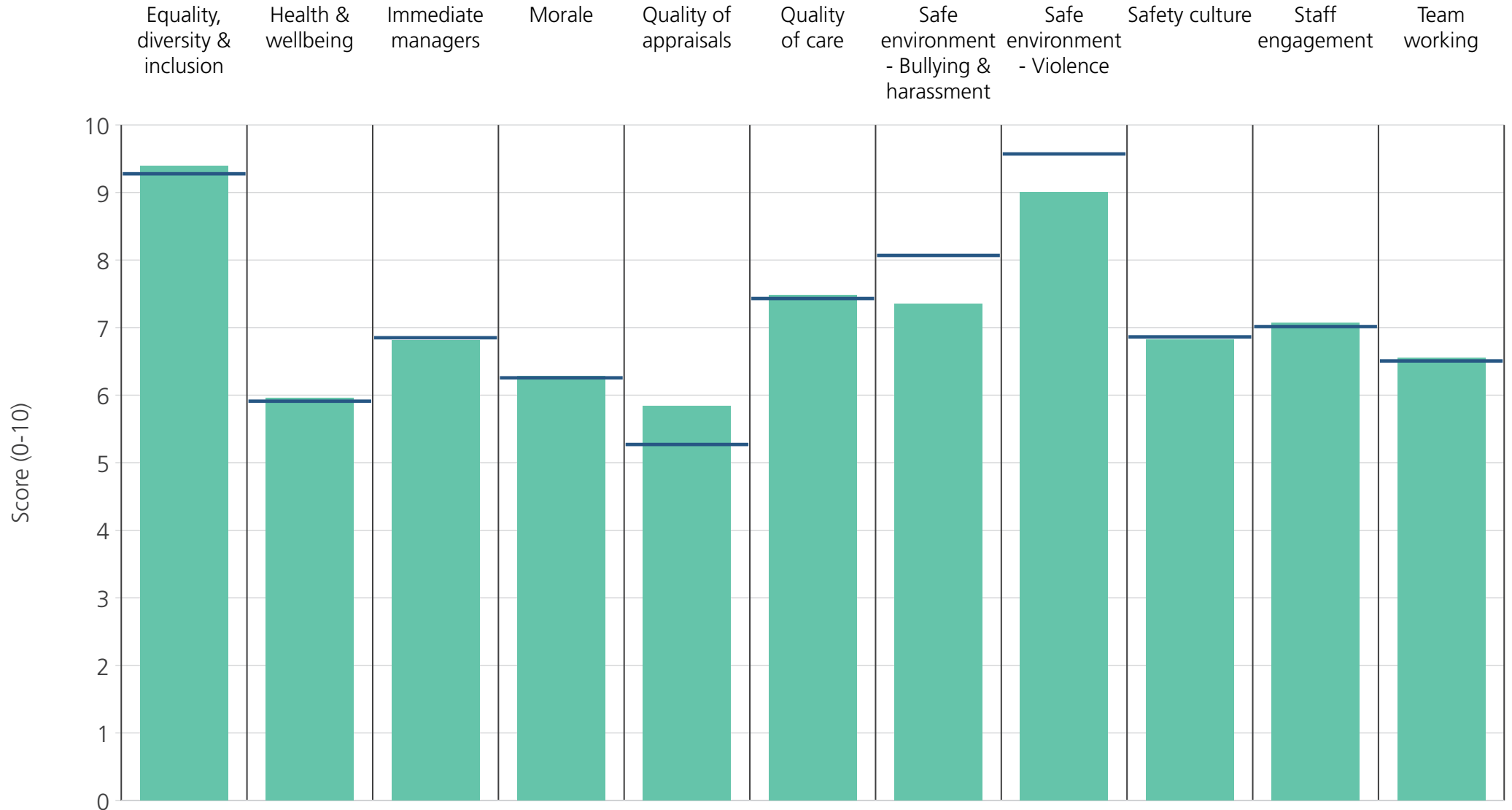
Directorate	9.0	4.8	5.7	5.4	4.3	6.2	6.1	8.3	7.0	6.5	6.0
Your org	9.3	5.9	6.9	6.3	5.3	7.4	8.1	9.6	6.9	7.0	6.5
Responses	104	105	105	105	96	102	105	105	105	105	105



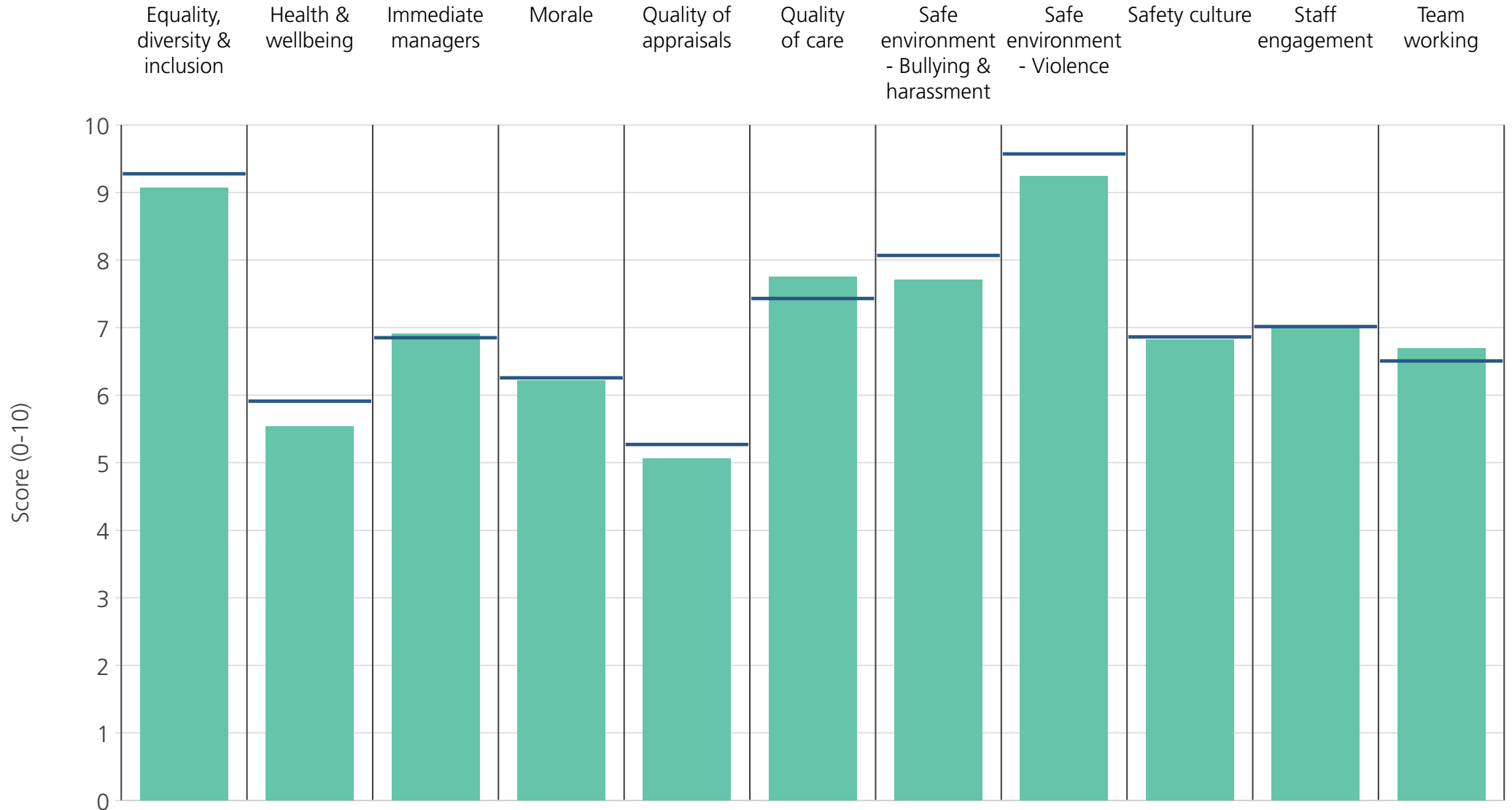
Directorate	8.9	5.8	6.3	5.9	5.4	7.1	8.3	9.6	6.2	6.6	5.7
Your org	9.3	5.9	6.9	6.3	5.3	7.4	8.1	9.6	6.9	7.0	6.5
Responses	160	160	159	159	140	130	159	160	160	160	160



Directorate	9.3	5.8	6.9	6.4	5.2	7.5	8.0	9.8	7.1	7.1	6.4
Your org	9.3	5.9	6.9	6.3	5.3	7.4	8.1	9.6	6.9	7.0	6.5
Responses	488	489	489	487	433	477	487	488	488	489	481



Directorate	9.4	6.0	6.8	6.3	5.8	7.5	7.3	9.0	6.8	7.1	6.6
Your org	9.3	5.9	6.9	6.3	5.3	7.4	8.1	9.6	6.9	7.0	6.5
Responses	268	270	271	270	213	268	269	269	270	271	270



Directorate	9.1	5.5	6.9	6.2	5.1	7.8	7.7	9.2	6.8	7.0	6.7
Your org	9.3	5.9	6.9	6.3	5.3	7.4	8.1	9.6	6.9	7.0	6.5
Responses	540	539	537	539	473	513	538	538	539	540	533