

# University Hospitals of Leicester NHS Trust

2019 NHS Staff Survey

**Directorate Report**

**Contents**

Introduction . . . . .	3
Themes – Directorates 1 . . . . .	4
Alliance Elective Care . . . . .	5
CHUGGS . . . . .	6
Clinical Support & Imaging Services . . . . .	7
Corporate . . . . .	8
Emergency & Specialist Medicine . . . . .	9
ITAPS . . . . .	10
MSK & Specialist Surgery . . . . .	11
RRCV . . . . .	12
Women's & Children's . . . . .	13
Themes – Directorates 2 . . . . .	14
Add Prof Scientific and Technic . . . . .	15
Additional Clinical Services . . . . .	16
Administrative and Clerical . . . . .	17
Allied Health Professionals . . . . .	18
Estates and Ancillary . . . . .	19
Healthcare Scientists . . . . .	20
Medical and Dental . . . . .	21
Nursing and Midwifery Registered . . . . .	22

This directorate report for University Hospitals of Leicester NHS Trust contains results by directorate for themes from the 2019 NHS Staff Survey. These results are compared to the unweighted average for your organisation.

**Please note:** It is possible that there are differences between the 'Your org' scores reported in this directorate report and those in the benchmark report. This is because the results in the benchmark report are weighted to allow for fair comparisons between organisations of a similar type. However, in this report comparisons are made within your organisation so the unweighted organisation result is a more appropriate point of comparison.

The directorate breakdowns used in this report were provided and defined by University Hospitals of Leicester NHS Trust. Details of how the theme scores were calculated are included in the Technical Document, available to download from our [results website](#).

## Key features

Breakdown type and **directorate name** are specified in the header. Black text in the header is hyperlinked: clicking on '2019 NHS Staff Survey Results' navigates back to the contents page.

Directorate results are presented in the context of the (unweighted) **organisation average ('Your org')**, so it is easy to tell if a directorate is performing better or worse than the organisation average. For all themes, a higher score is a better result than a lower score.

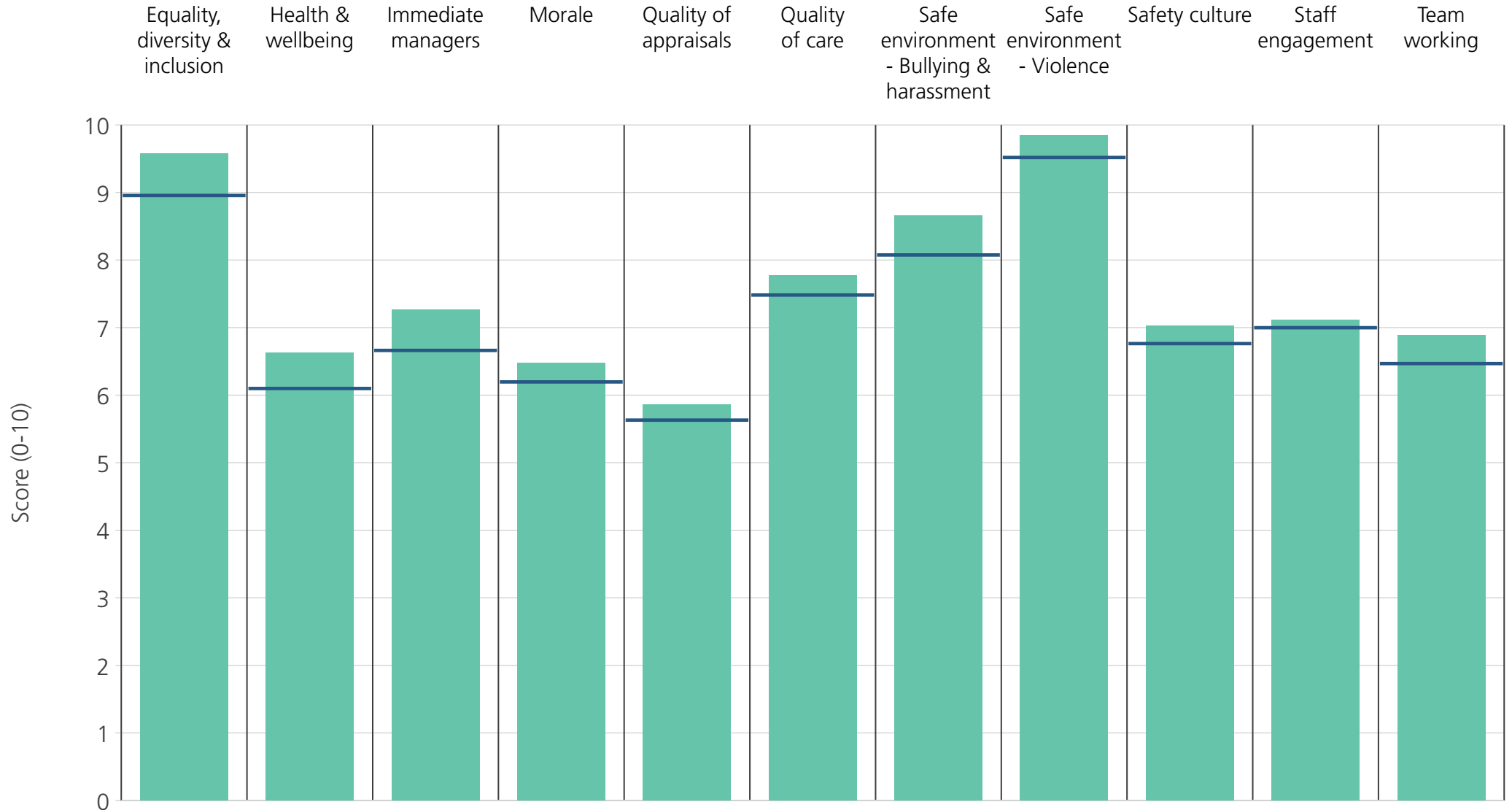
The **number of responses** feeding into each theme score **for the given directorate** is specified below the table containing the directorate and trust scores.



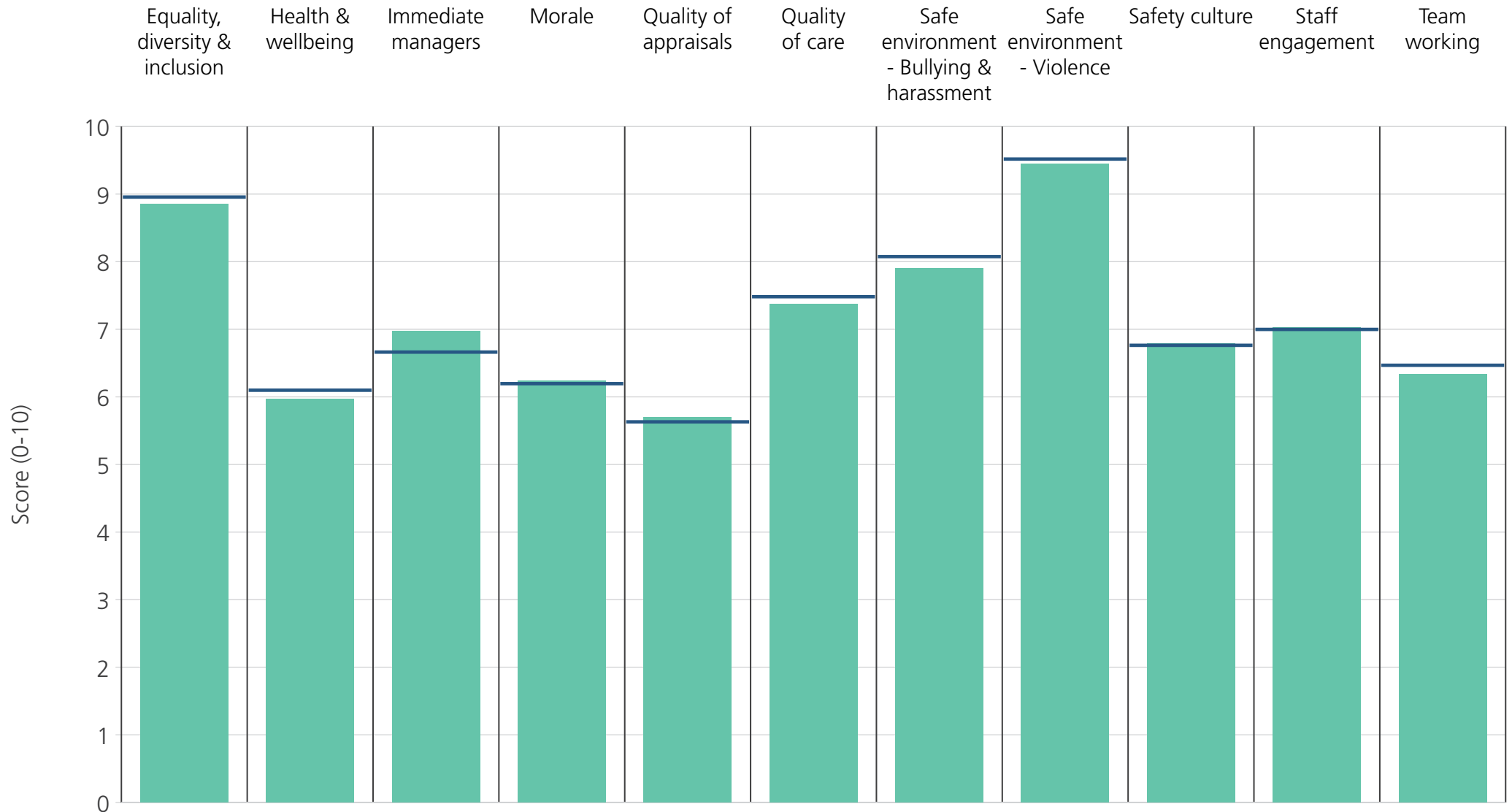
**! Note:** when there are less than 11 responses in a group, results are suppressed to protect staff confidentiality

# Directorates 1

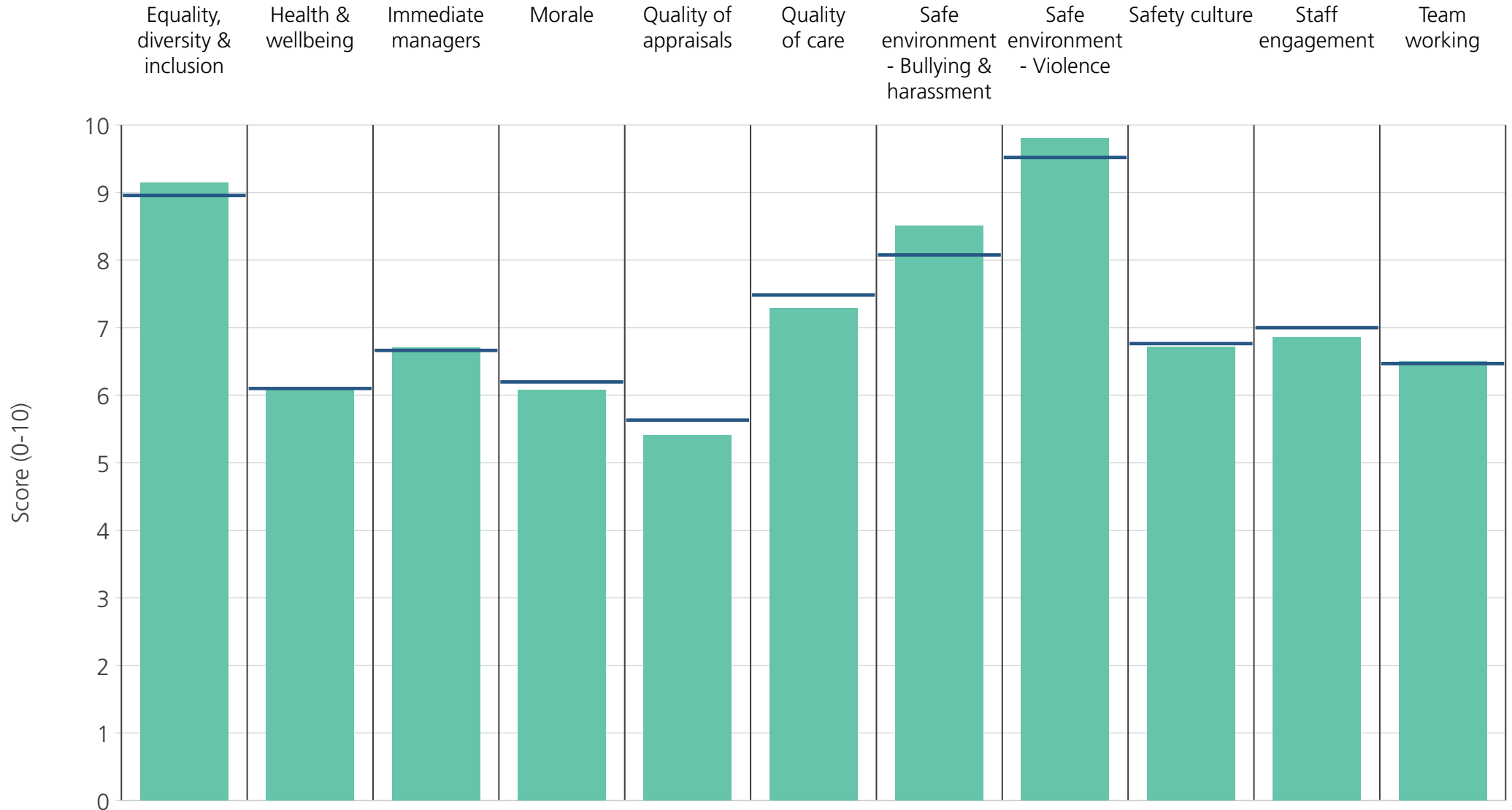
University Hospitals of Leicester NHS Trust  
2019 NHS Staff Survey Results



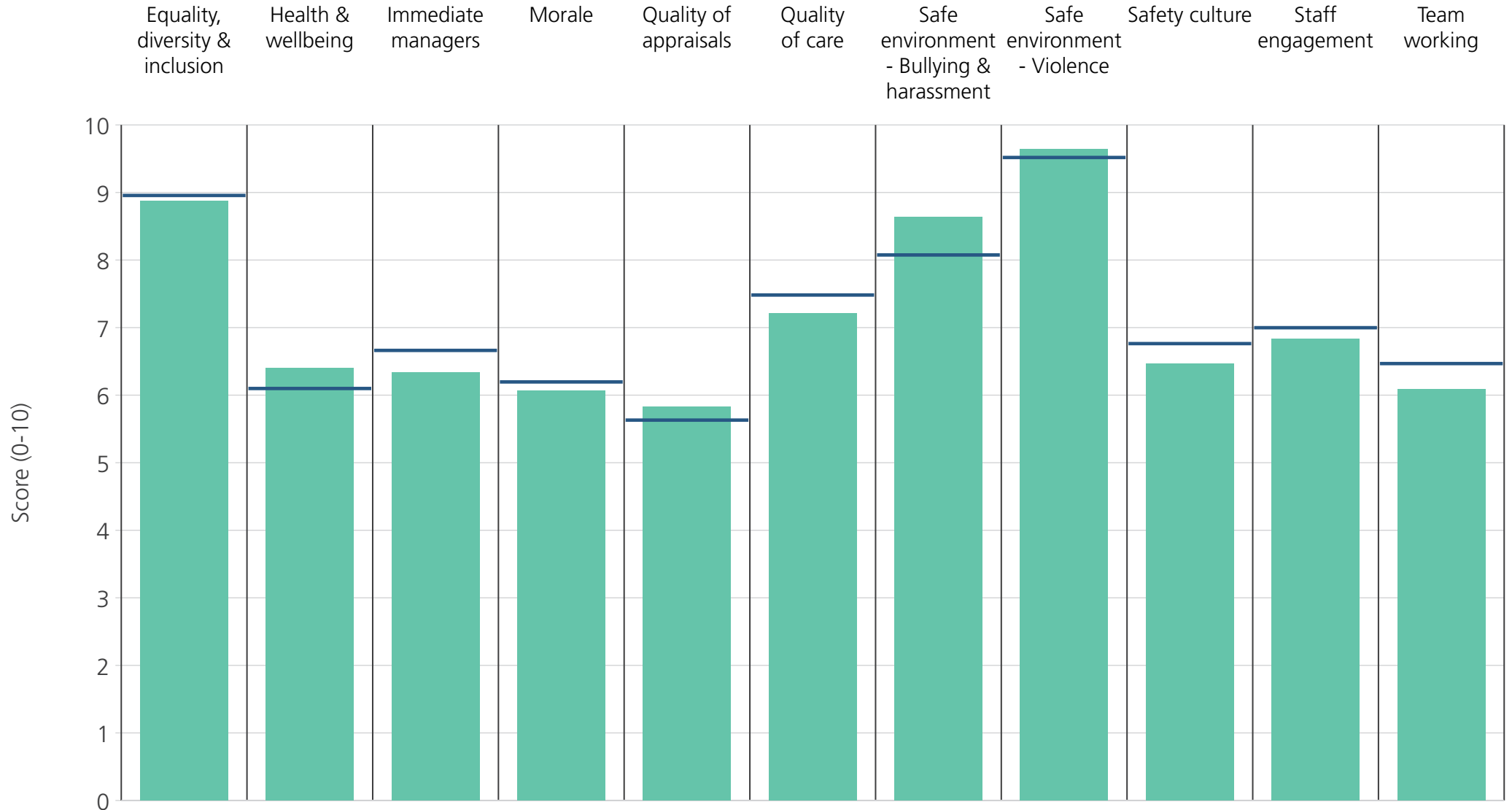
<b>Directorate</b>	9.6	6.6	7.3	6.5	5.9	7.8	8.7	9.9	7.0	7.1	6.9
<b>Your org</b>	9.0	6.1	6.7	6.2	5.6	7.5	8.1	9.5	6.8	7.0	6.5
<b>Responses</b>	153	154	155	155	150	142	153	156	156	156	152



<b>Directorate</b>	8.9	6.0	7.0	6.2	5.7	7.4	7.9	9.4	6.8	7.0	6.3
<b>Your org</b>	9.0	6.1	6.7	6.2	5.6	7.5	8.1	9.5	6.8	7.0	6.5
<b>Responses</b>	405	406	408	407	384	382	406	406	406	411	401

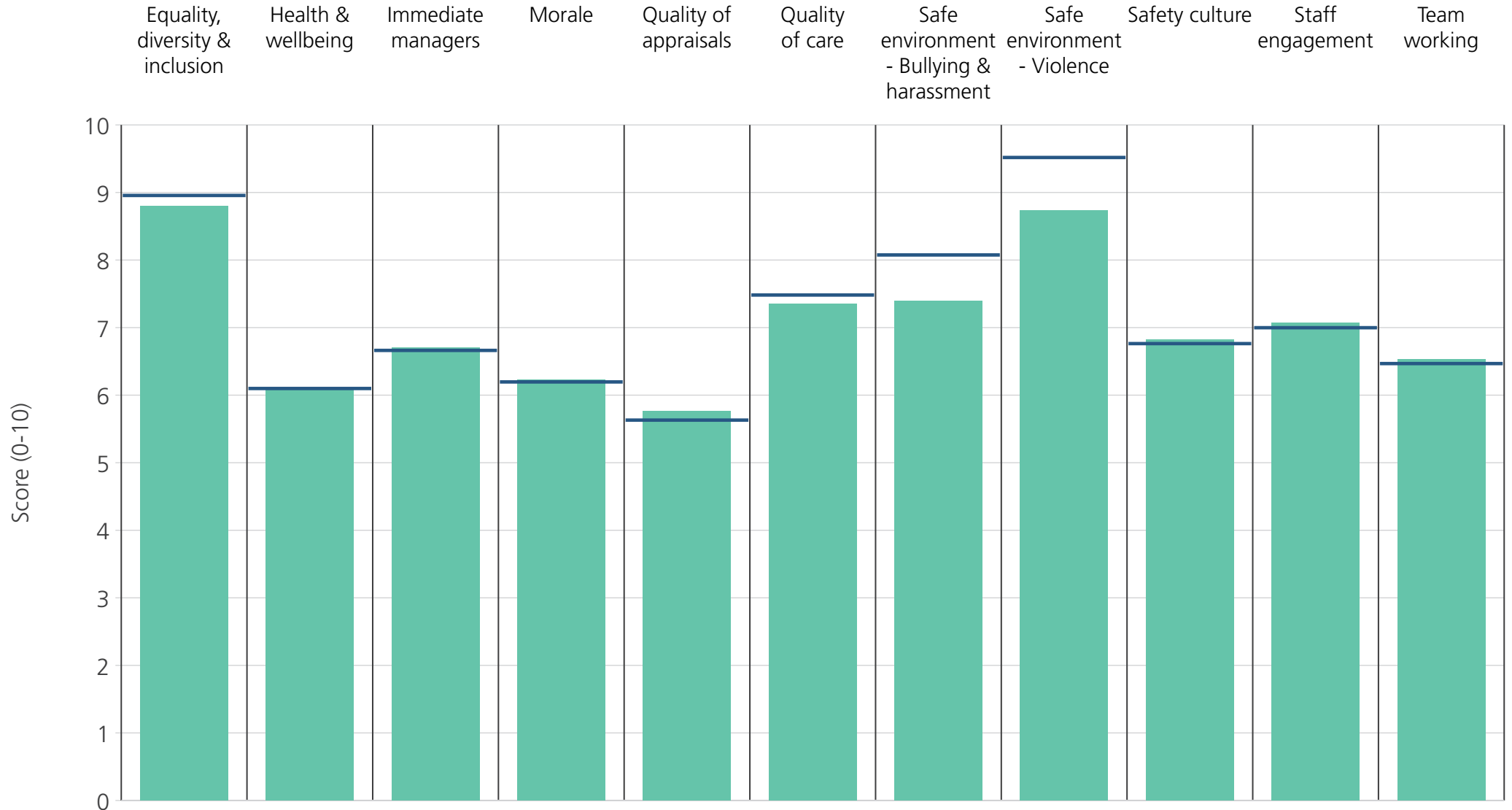


<b>Directorate</b>	9.1	6.1	6.7	6.1	5.4	7.3	8.5	9.8	6.7	6.9	6.5
<b>Your org</b>	9.0	6.1	6.7	6.2	5.6	7.5	8.1	9.5	6.8	7.0	6.5
<b>Responses</b>	866	876	880	862	827	814	870	874	870	891	873

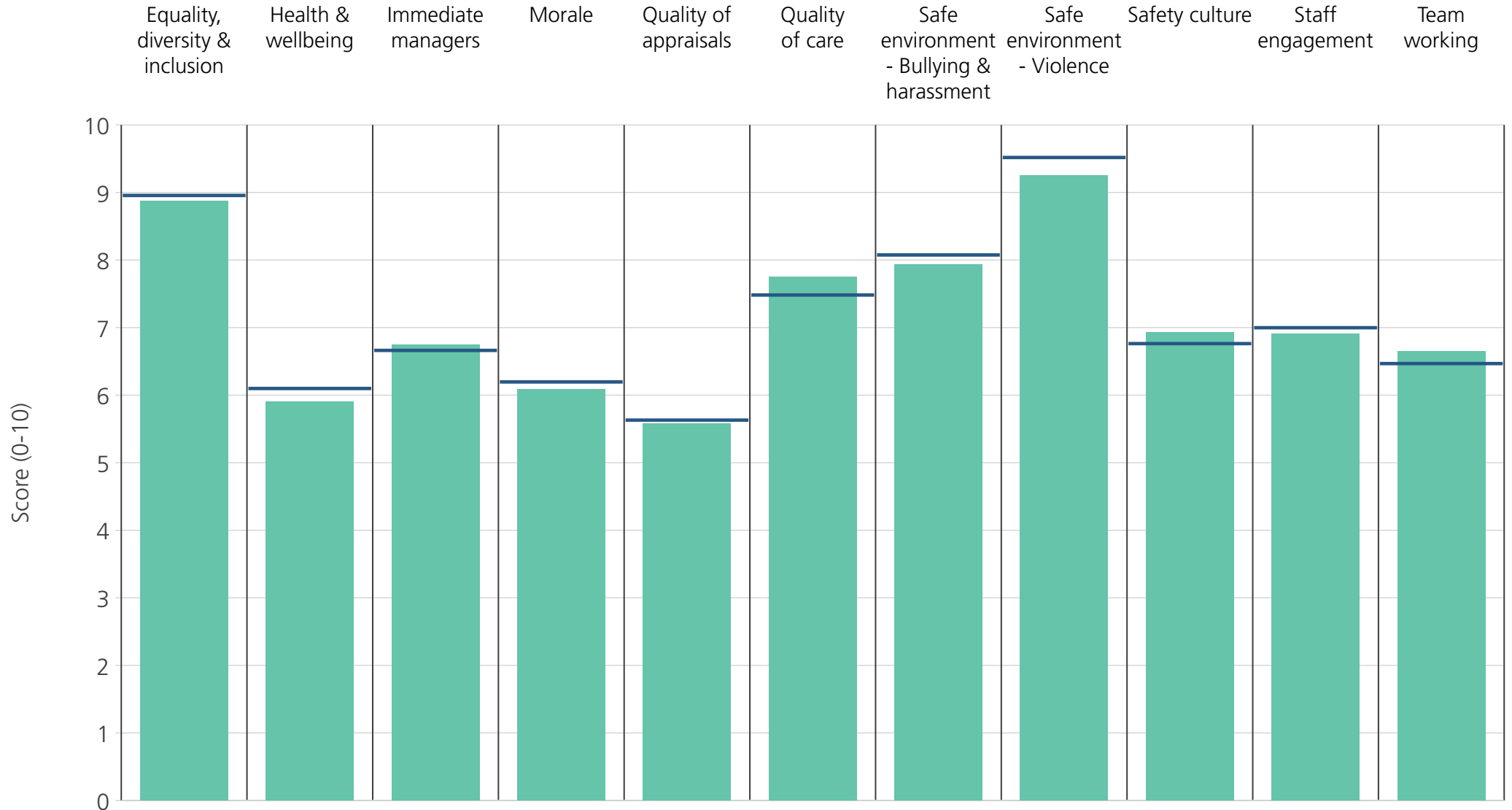


<b>Directorate</b>	8.9	6.4	6.3	6.1	5.8	7.2	8.6	9.6	6.5	6.8	6.1
<b>Your org</b>	9.0	6.1	6.7	6.2	5.6	7.5	8.1	9.5	6.8	7.0	6.5
<b>Responses</b>	998	997	992	986	667	632	986	990	990	995	973

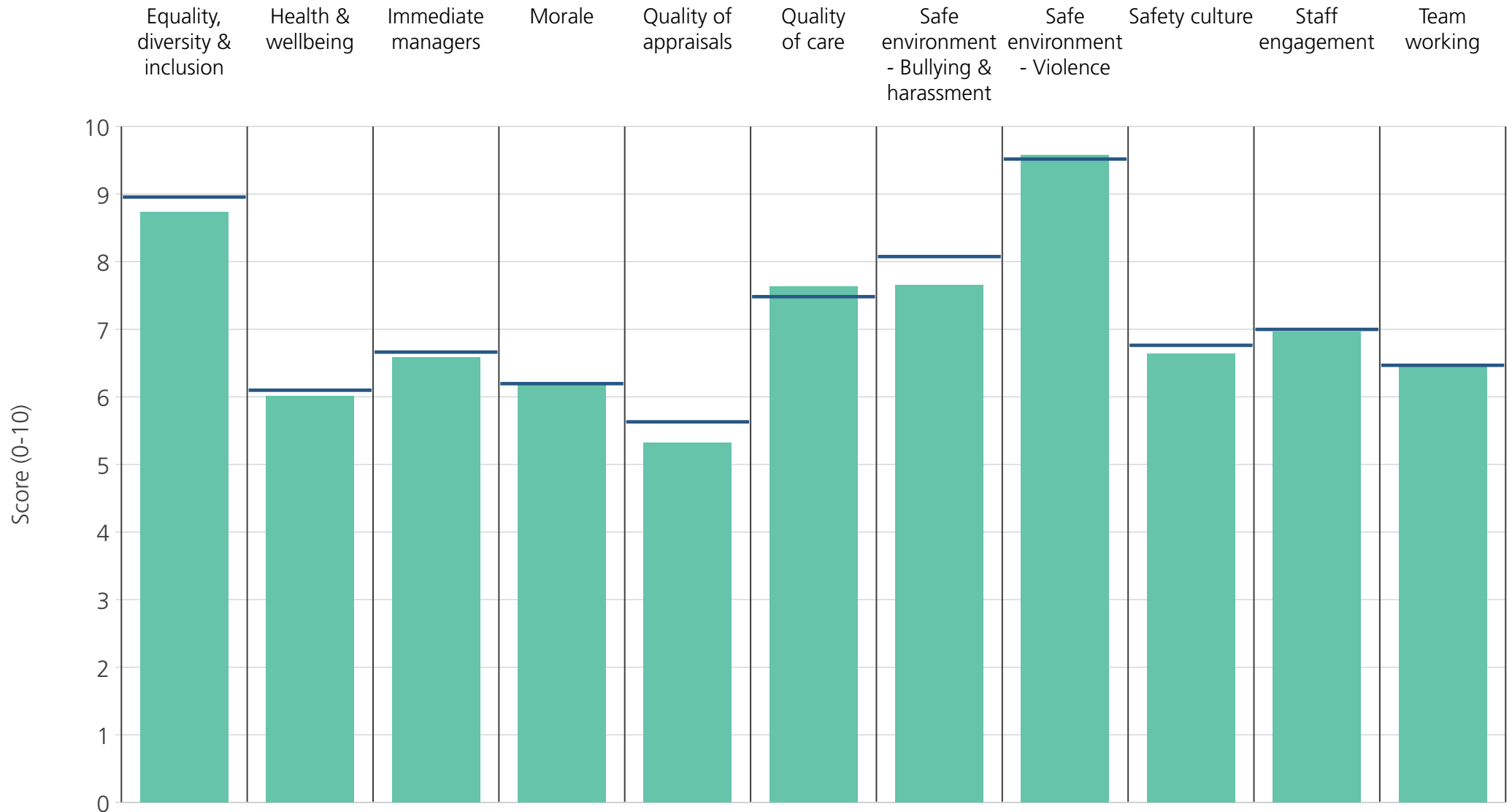




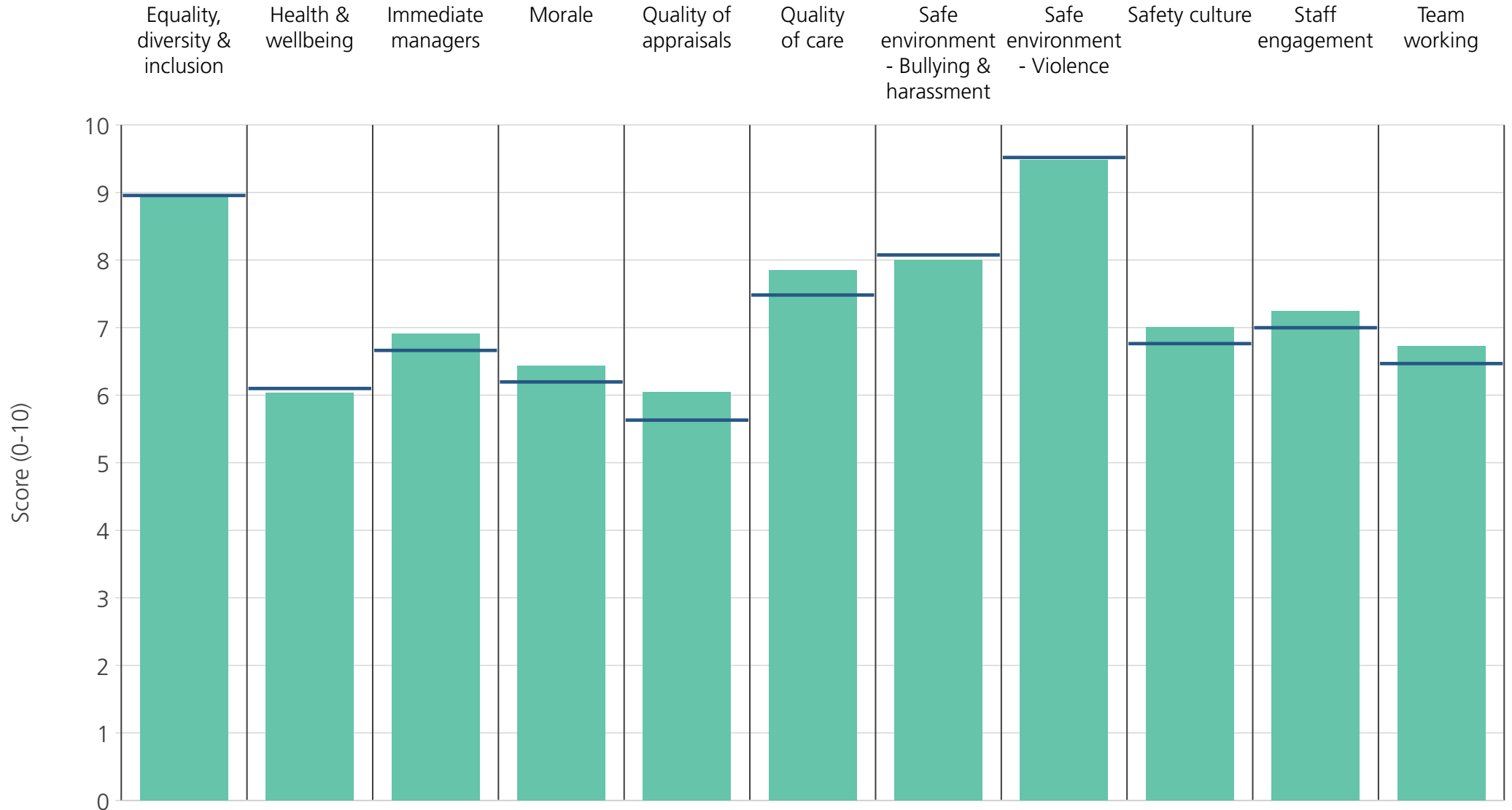
<b>Directorate</b>	8.8	6.1	6.7	6.2	5.8	7.3	7.4	8.7	6.8	7.1	6.5
<b>Your org</b>	9.0	6.1	6.7	6.2	5.6	7.5	8.1	9.5	6.8	7.0	6.5
<b>Responses</b>	584	586	588	575	541	542	578	576	581	594	580



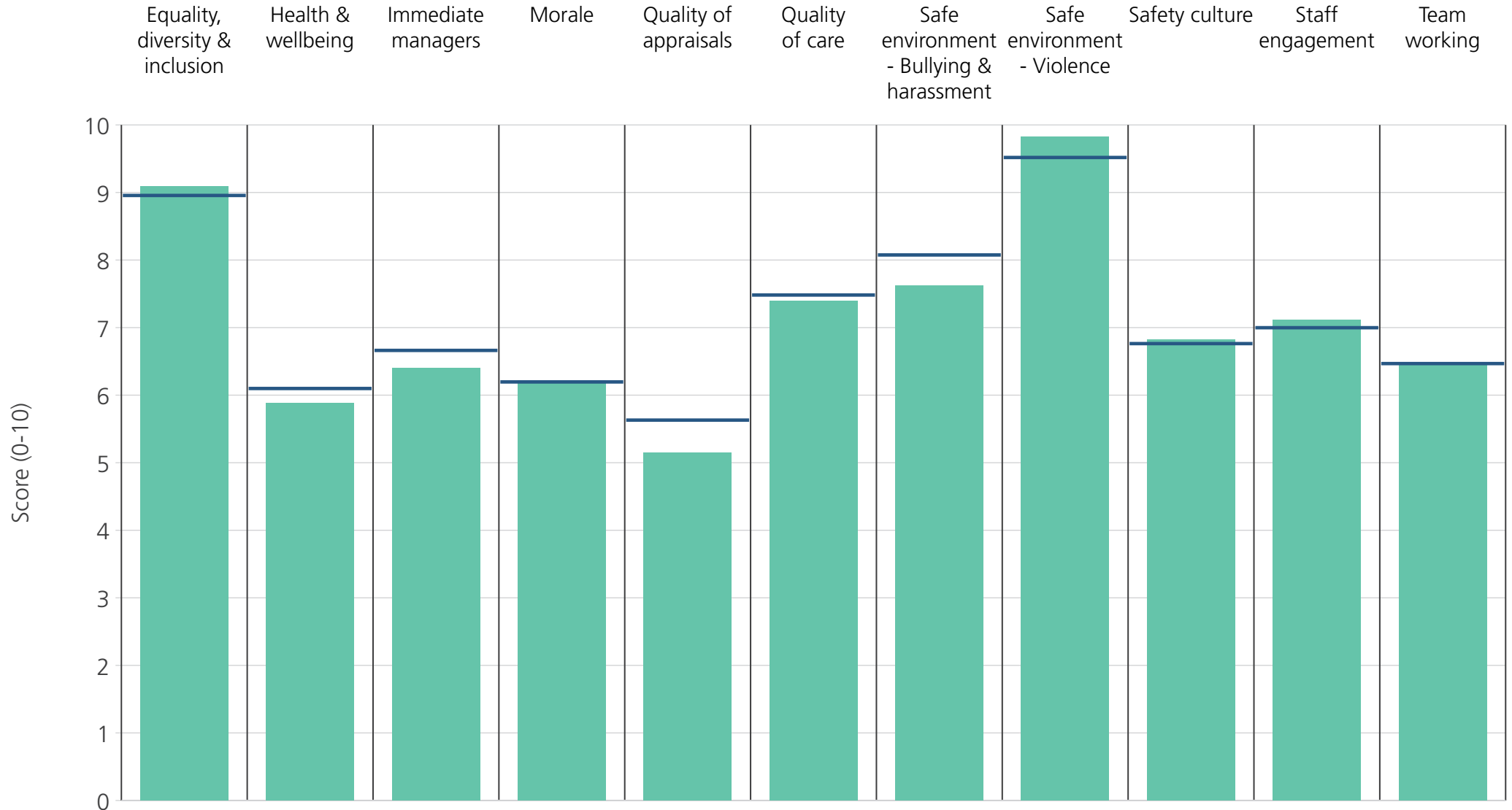
<b>Directorate</b>	8.9	5.9	6.7	6.1	5.6	7.7	7.9	9.2	6.9	6.9	6.6
<b>Your org</b>	9.0	6.1	6.7	6.2	5.6	7.5	8.1	9.5	6.8	7.0	6.5
<b>Responses</b>	438	441	443	437	411	433	439	441	438	447	442



<b>Directorate</b>	8.7	6.0	6.6	6.2	5.3	7.6	7.7	9.6	6.6	7.0	6.5
<b>Your org</b>	9.0	6.1	6.7	6.2	5.6	7.5	8.1	9.5	6.8	7.0	6.5
<b>Responses</b>	380	383	384	374	340	374	382	381	379	388	381



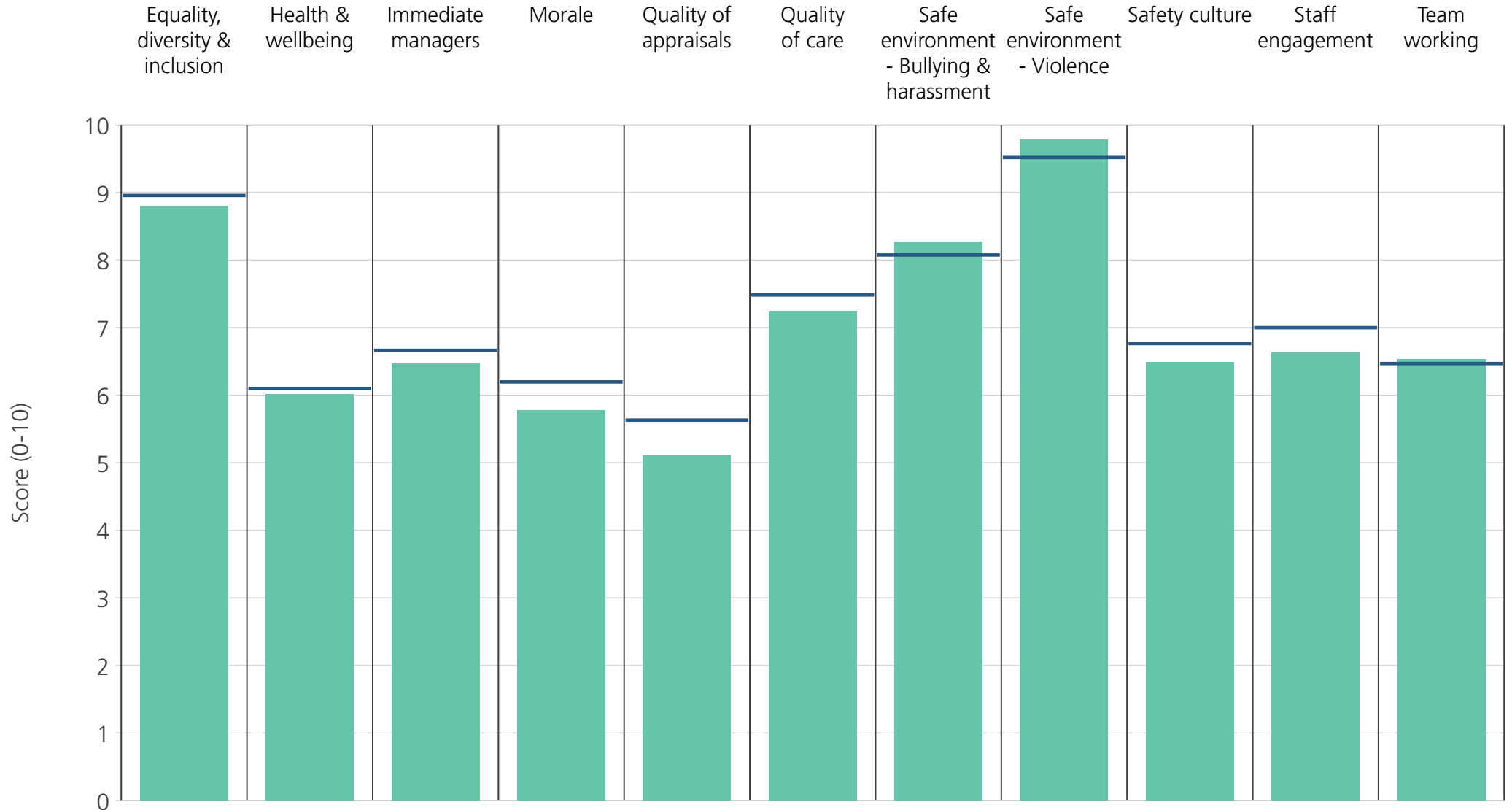
<b>Directorate</b>	9.0	6.0	6.9	6.4	6.0	7.9	8.0	9.5	7.0	7.2	6.7
<b>Your org</b>	9.0	6.1	6.7	6.2	5.6	7.5	8.1	9.5	6.8	7.0	6.5
<b>Responses</b>	797	800	806	791	760	781	799	793	794	813	800



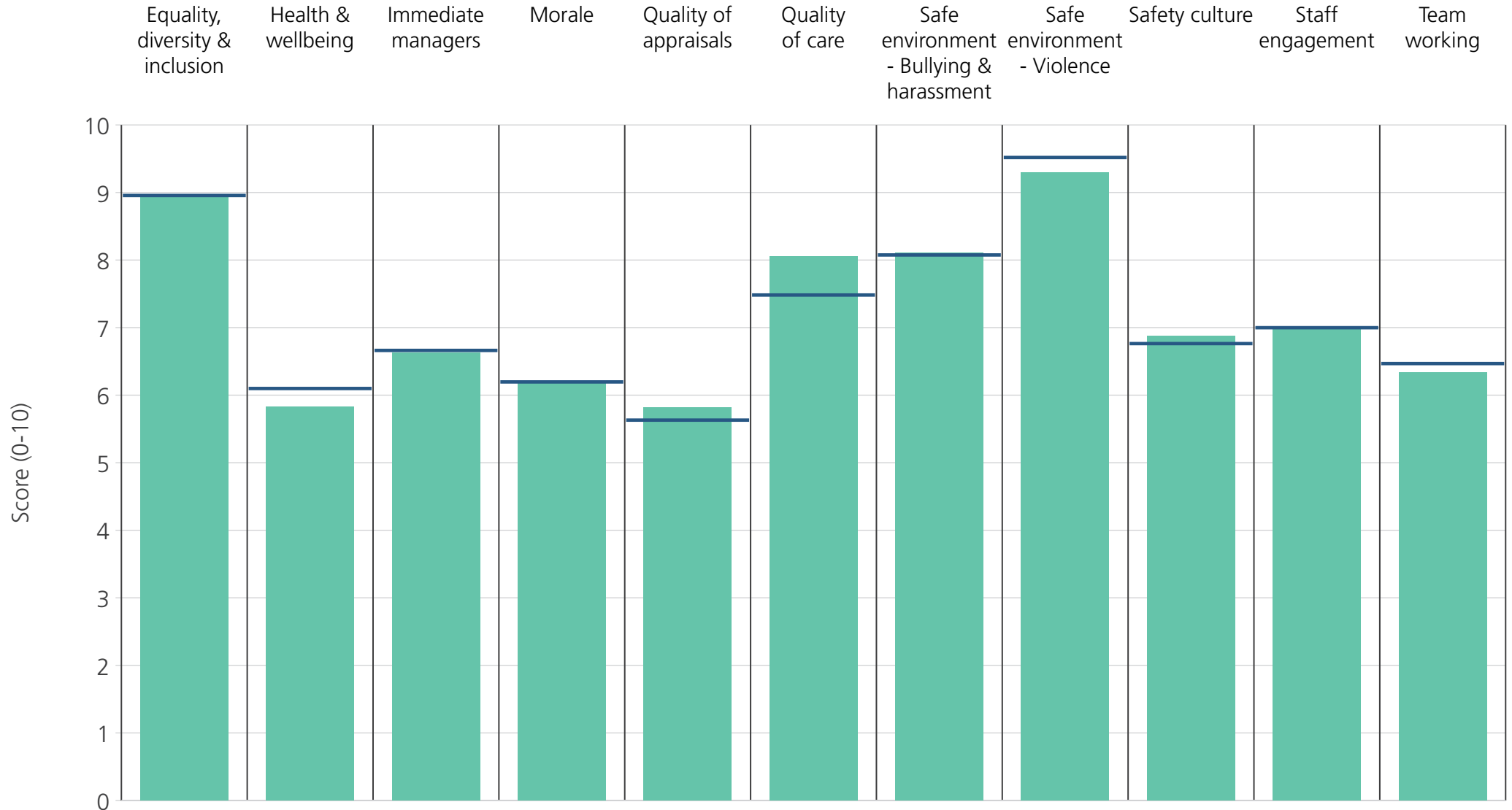
<b>Directorate</b>	9.1	5.9	6.4	6.2	5.2	7.4	7.6	9.8	6.8	7.1	6.5
<b>Your org</b>	9.0	6.1	6.7	6.2	5.6	7.5	8.1	9.5	6.8	7.0	6.5
<b>Responses</b>	608	608	610	598	567	583	606	605	607	617	608

# Directorates 2

University Hospitals of Leicester NHS Trust  
2019 NHS Staff Survey Results

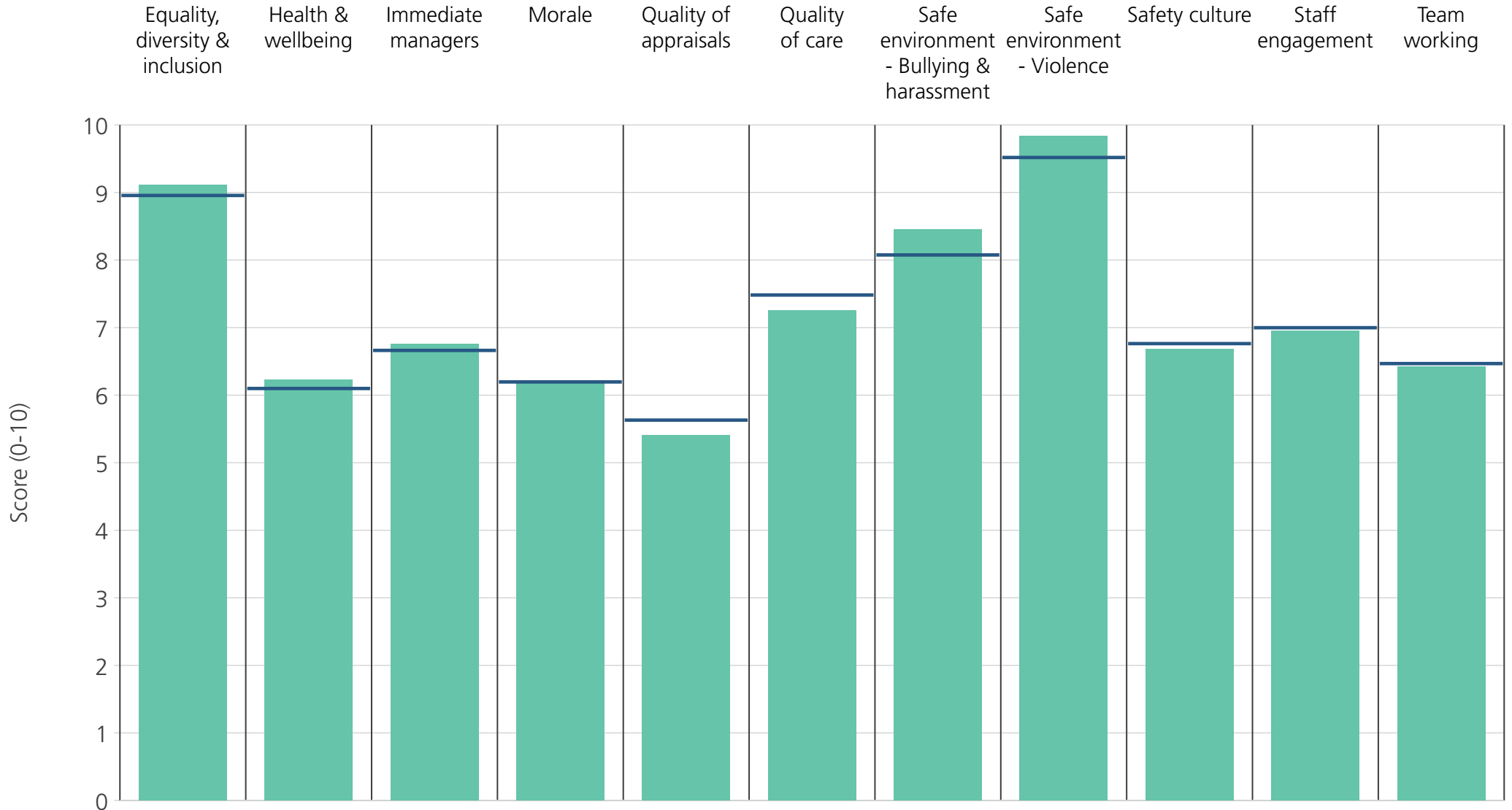


<b>Directorate</b>	8.8	6.0	6.5	5.8	5.1	7.2	8.3	9.8	6.5	6.6	6.5
<b>Your org</b>	9.0	6.1	6.7	6.2	5.6	7.5	8.1	9.5	6.8	7.0	6.5
<b>Responses</b>	193	195	195	194	180	194	196	196	194	198	196

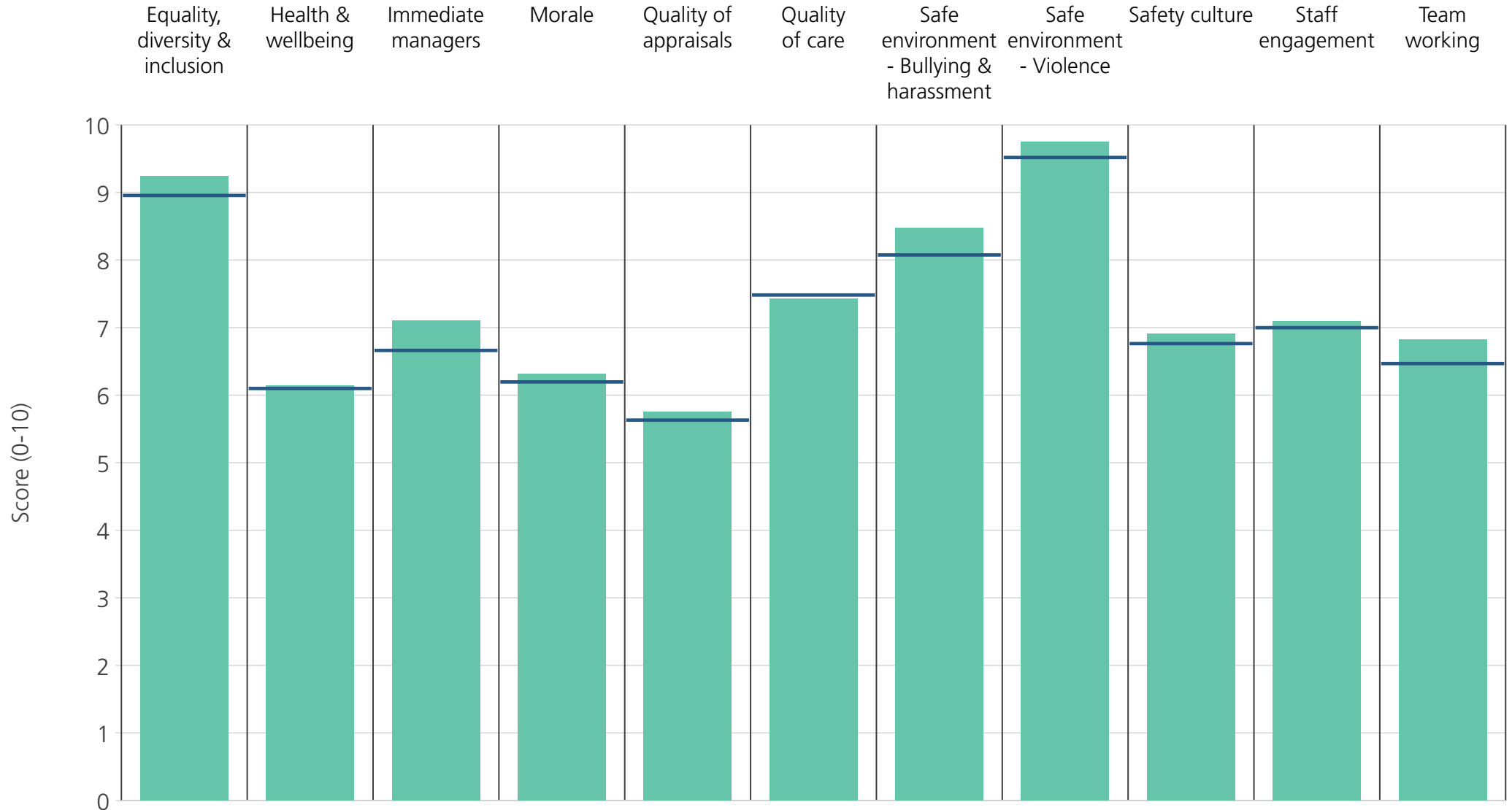


<b>Directorate</b>	9.0	5.8	6.6	6.2	5.8	8.1	8.1	9.3	6.9	7.0	6.3
<b>Your org</b>	9.0	6.1	6.7	6.2	5.6	7.5	8.1	9.5	6.8	7.0	6.5
<b>Responses</b>	767	773	777	755	731	766	769	769	768	792	777

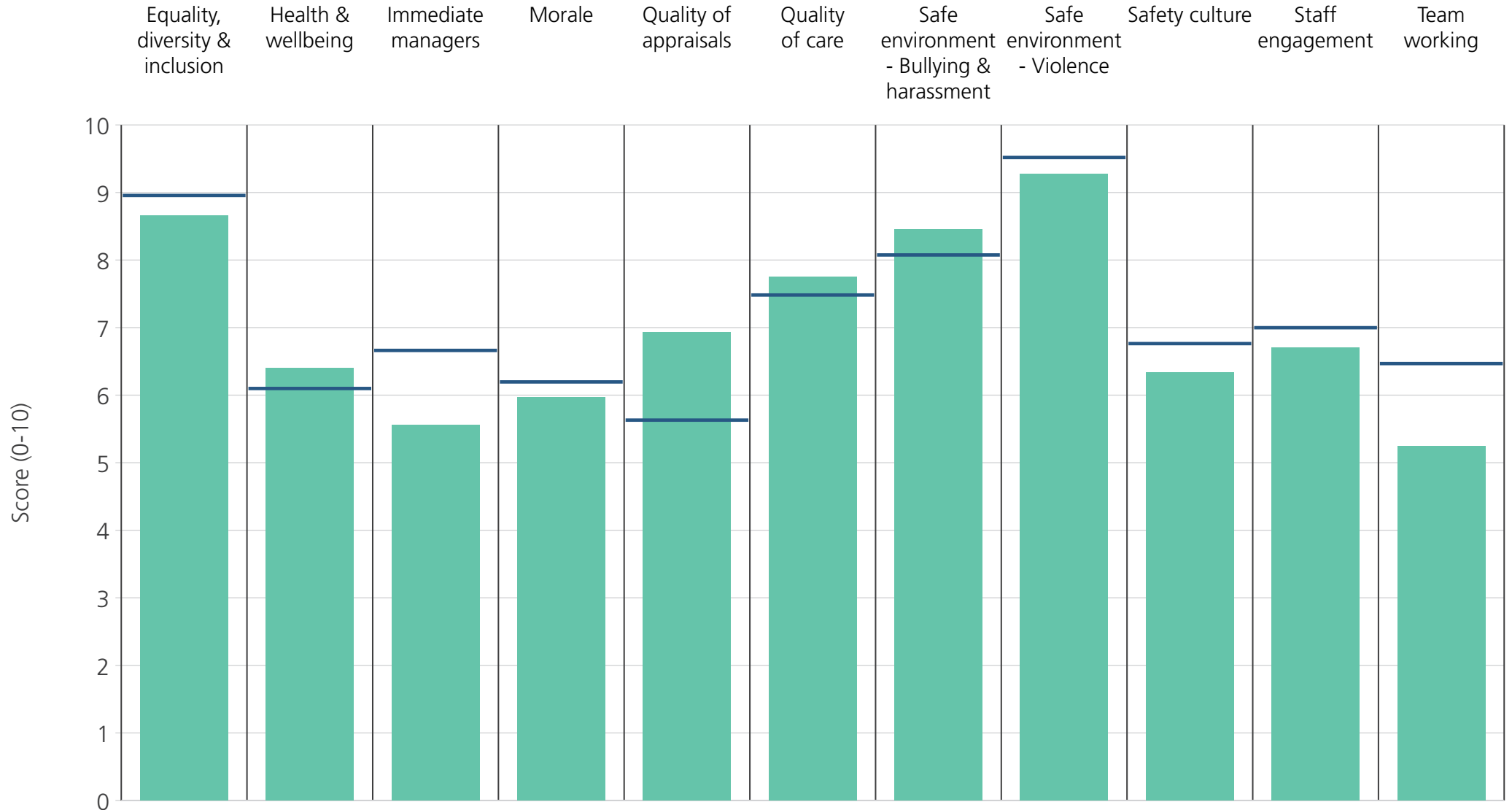




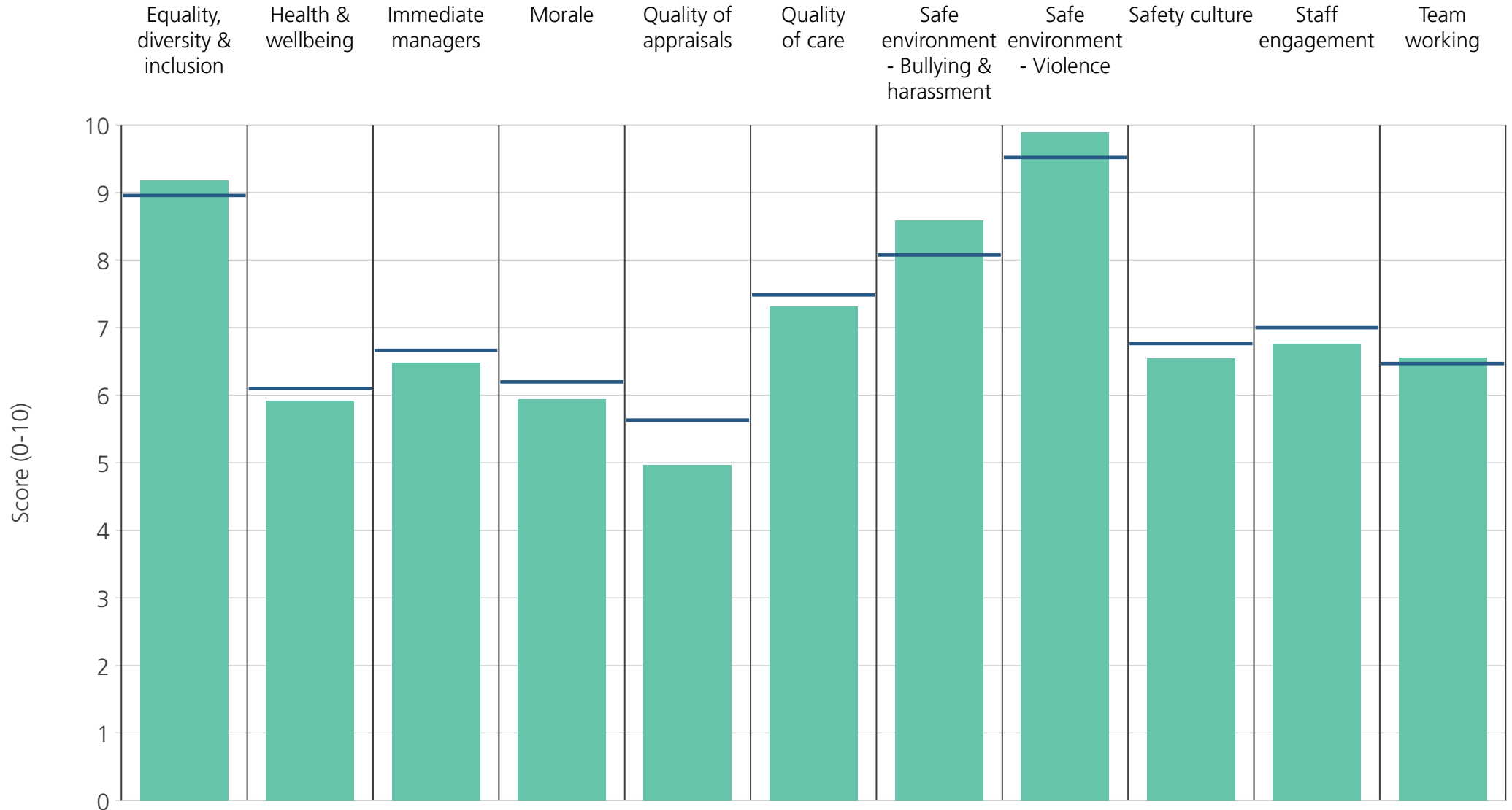
<b>Directorate</b>	9.1	6.2	6.8	6.2	5.4	7.3	8.4	9.8	6.7	7.0	6.4
<b>Your org</b>	9.0	6.1	6.7	6.2	5.6	7.5	8.1	9.5	6.8	7.0	6.5
<b>Responses</b>	1394	1402	1405	1396	1270	966	1389	1394	1393	1417	1387



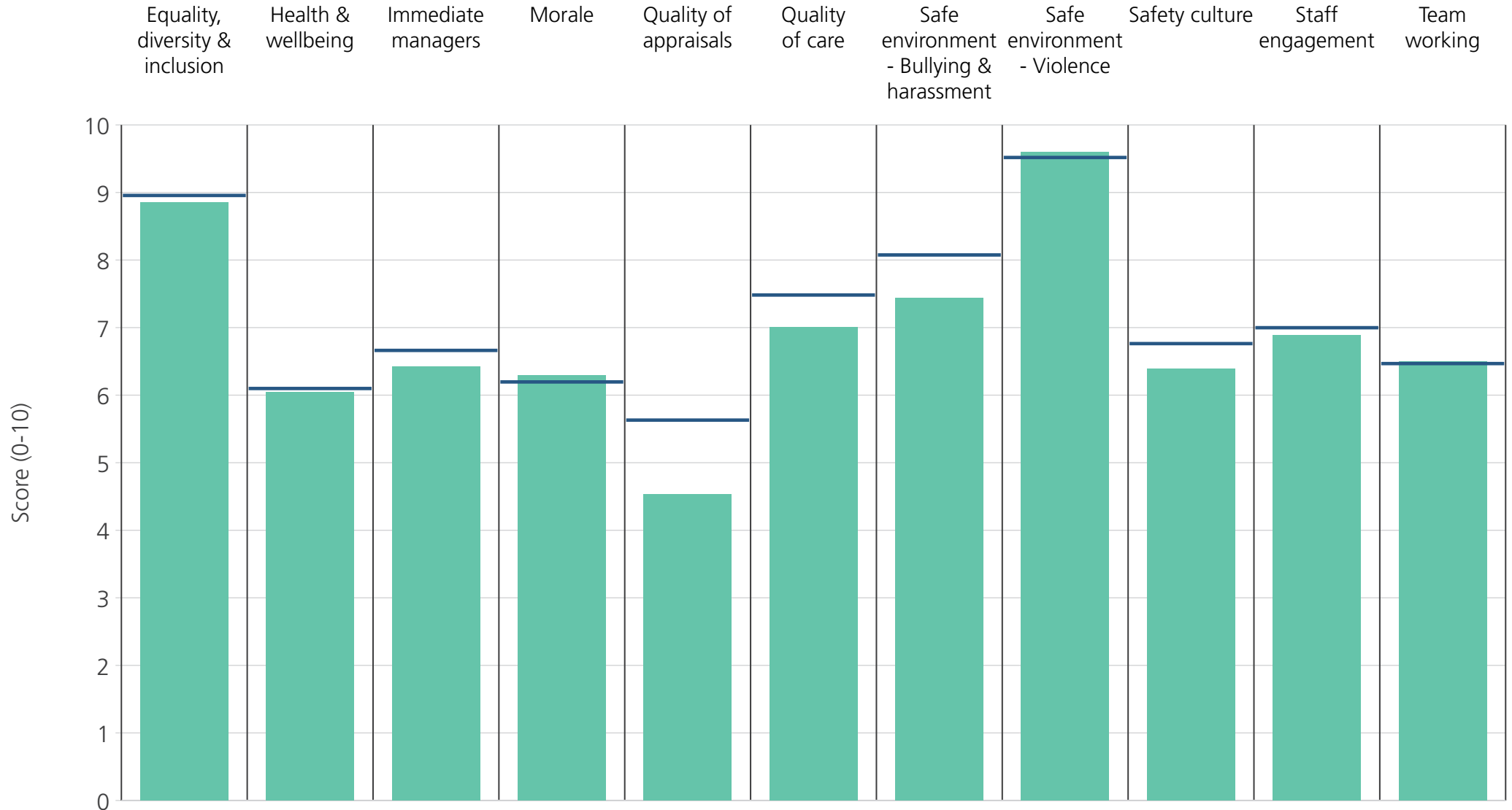
<b>Directorate</b>	9.2	6.1	7.1	6.3	5.7	7.4	8.5	9.7	6.9	7.1	6.8
<b>Your org</b>	9.0	6.1	6.7	6.2	5.6	7.5	8.1	9.5	6.8	7.0	6.5
<b>Responses</b>	286	287	289	284	276	287	286	287	286	290	289



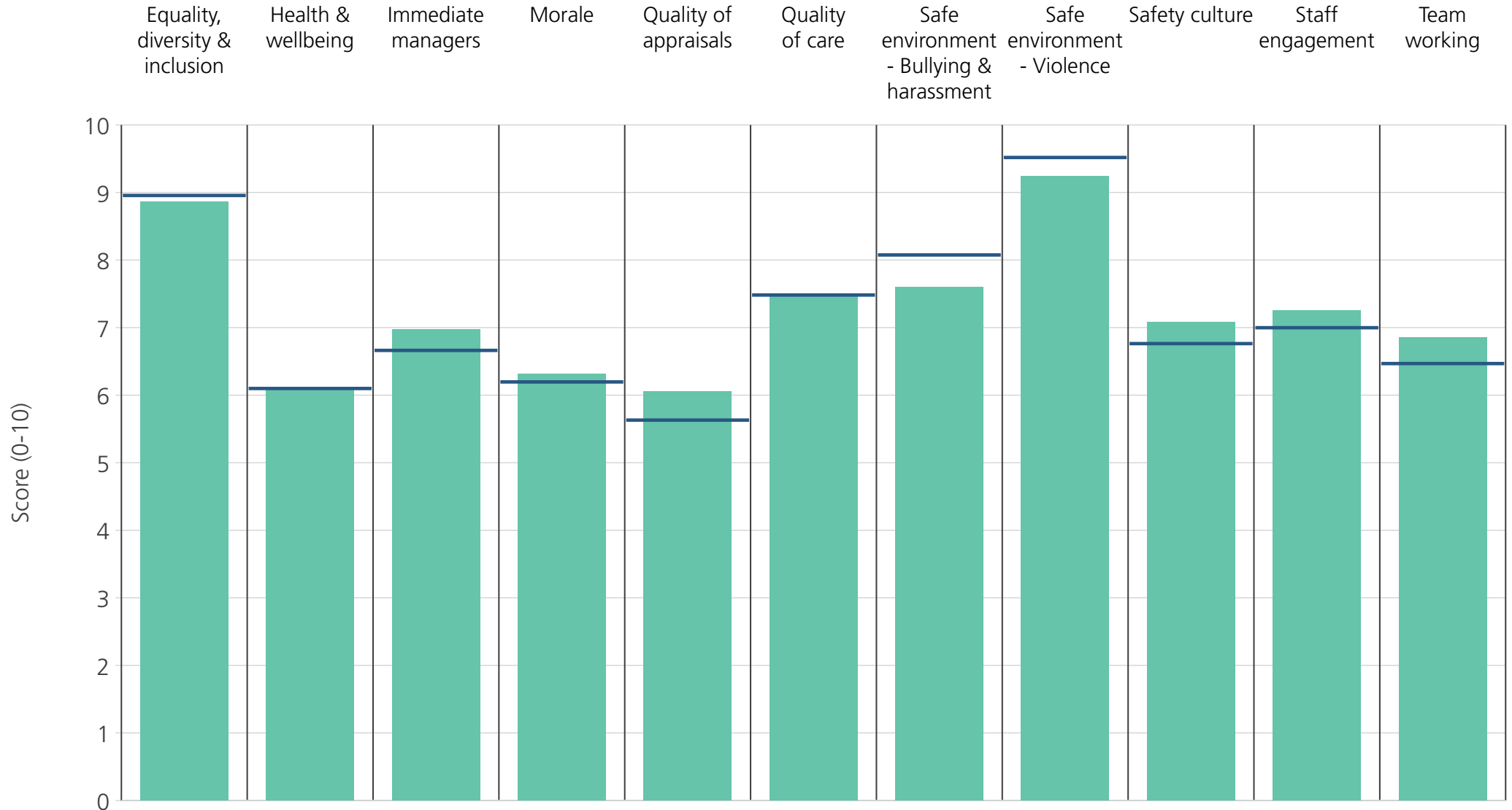
<b>Directorate</b>	8.7	6.4	5.6	6.0	6.9	7.8	8.5	9.3	6.3	6.7	5.2
<b>Your org</b>	9.0	6.1	6.7	6.2	5.6	7.5	8.1	9.5	6.8	7.0	6.5
<b>Responses</b>	464	458	452	444	182	342	449	452	452	454	439



<b>Directorate</b>	9.2	5.9	6.5	5.9	5.0	7.3	8.6	9.9	6.5	6.8	6.6
<b>Your org</b>	9.0	6.1	6.7	6.2	5.6	7.5	8.1	9.5	6.8	7.0	6.5
<b>Responses</b>	217	220	221	220	214	208	219	219	220	222	214



<b>Directorate</b>	8.8	6.0	6.4	6.3	4.5	7.0	7.4	9.6	6.4	6.9	6.5
<b>Your org</b>	9.0	6.1	6.7	6.2	5.6	7.5	8.1	9.5	6.8	7.0	6.5
<b>Responses</b>	465	466	467	463	428	469	464	461	465	472	463



<b>Directorate</b>	8.9	6.1	7.0	6.3	6.1	7.5	7.6	9.2	7.1	7.3	6.9
<b>Your org</b>	9.0	6.1	6.7	6.2	5.6	7.5	8.1	9.5	6.8	7.0	6.5
<b>Responses</b>	1443	1450	1460	1429	1366	1451	1447	1444	1443	1467	1445