

Northumberland, Tyne and Wear NHS Foundation Trust

2019 NHS Staff Survey

Directorate Report

Contents

Introduction	3
Themes – Directorates 1	4
Central Locality Care Group	5
Chief Executive	6
Commissioning & Quality Assurance	7
Deputy Chief Executive	8
Medical	9
North Locality Care Group	10
Nursing & Chief Operating Officer	11
South Locality Care Group	12
Workforce & Organisational Development	13
Themes – Directorates 2	14
Clinical Services	15
Support & Corporate	16

This directorate report for Northumberland, Tyne and Wear NHS Foundation Trust contains results by directorate for themes from the 2019 NHS Staff Survey. These results are compared to the unweighted average for your organisation.

Please note: It is possible that there are differences between the 'Your org' scores reported in this directorate report and those in the benchmark report. This is because the results in the benchmark report are weighted to allow for fair comparisons between organisations of a similar type. However, in this report comparisons are made within your organisation so the unweighted organisation result is a more appropriate point of comparison.

The directorate breakdowns used in this report were provided and defined by Northumberland, Tyne and Wear NHS Foundation Trust. Details of how the theme scores were calculated are included in the Technical Document, available to download from our [results website](#).

Key features

Breakdown type and **directorate name** are specified in the header. Black text in the header is hyperlinked: clicking on '2019 NHS Staff Survey Results' navigates back to the contents page.

Directorate results are presented in the context of the (unweighted) **organisation average ('Your org')**, so it is easy to tell if a directorate is performing better or worse than the organisation average. For all themes, a higher score is a better result than a lower score.

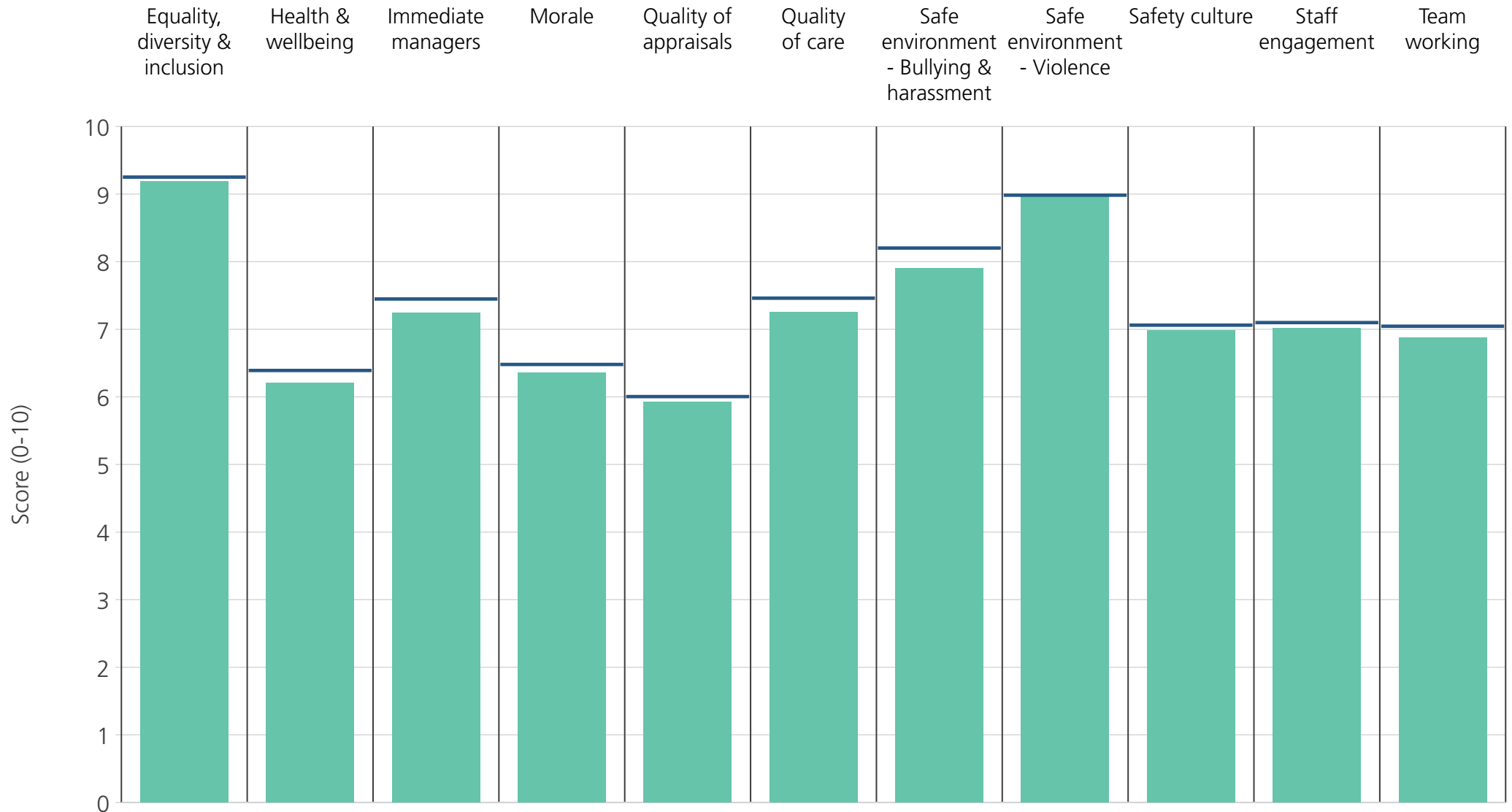
The **number of responses** feeding into each theme score **for the given directorate** is specified below the table containing the directorate and trust scores.



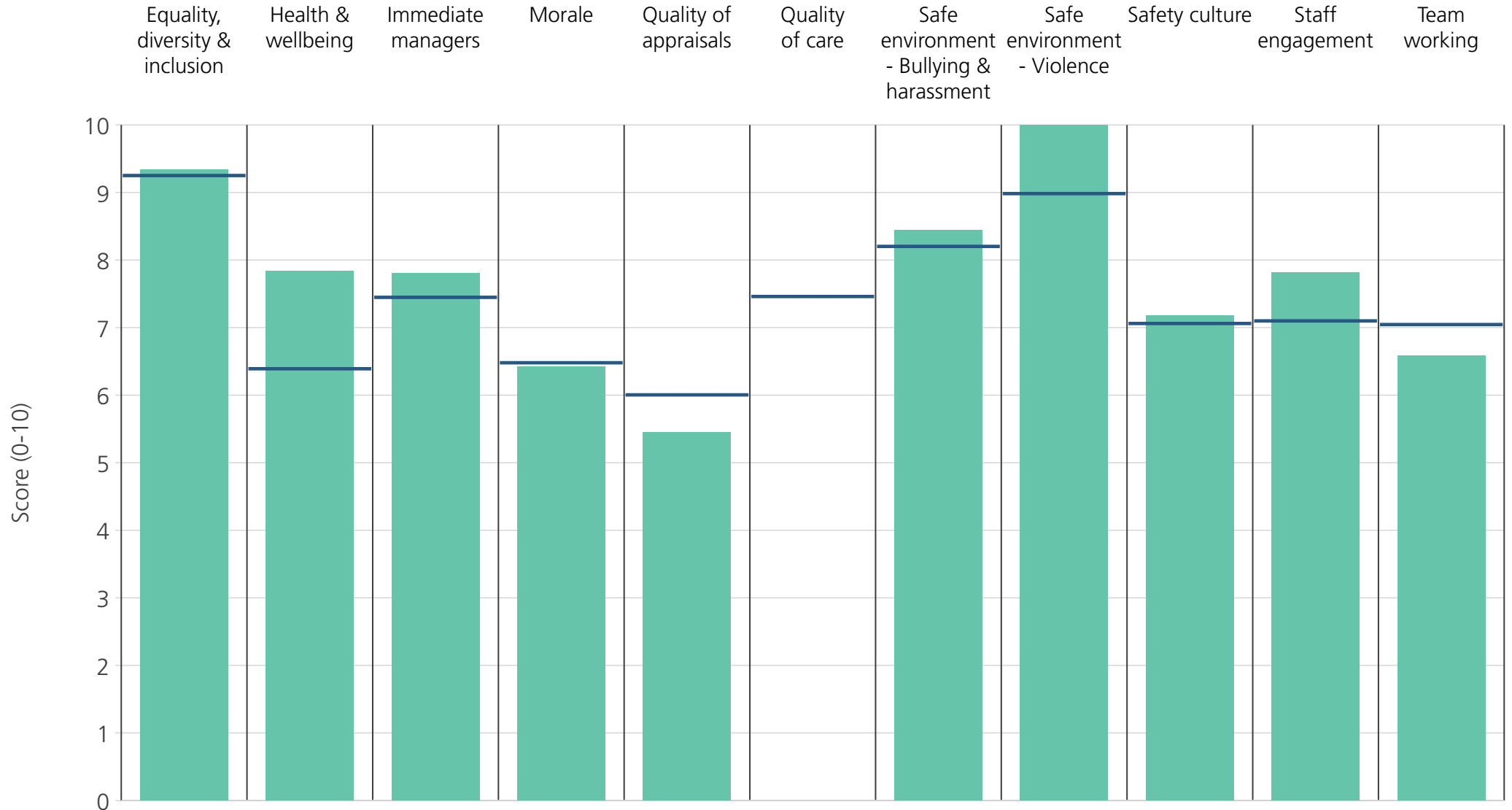
! Note: when there are less than 11 responses in a group, results are suppressed to protect staff confidentiality

Directorates 1

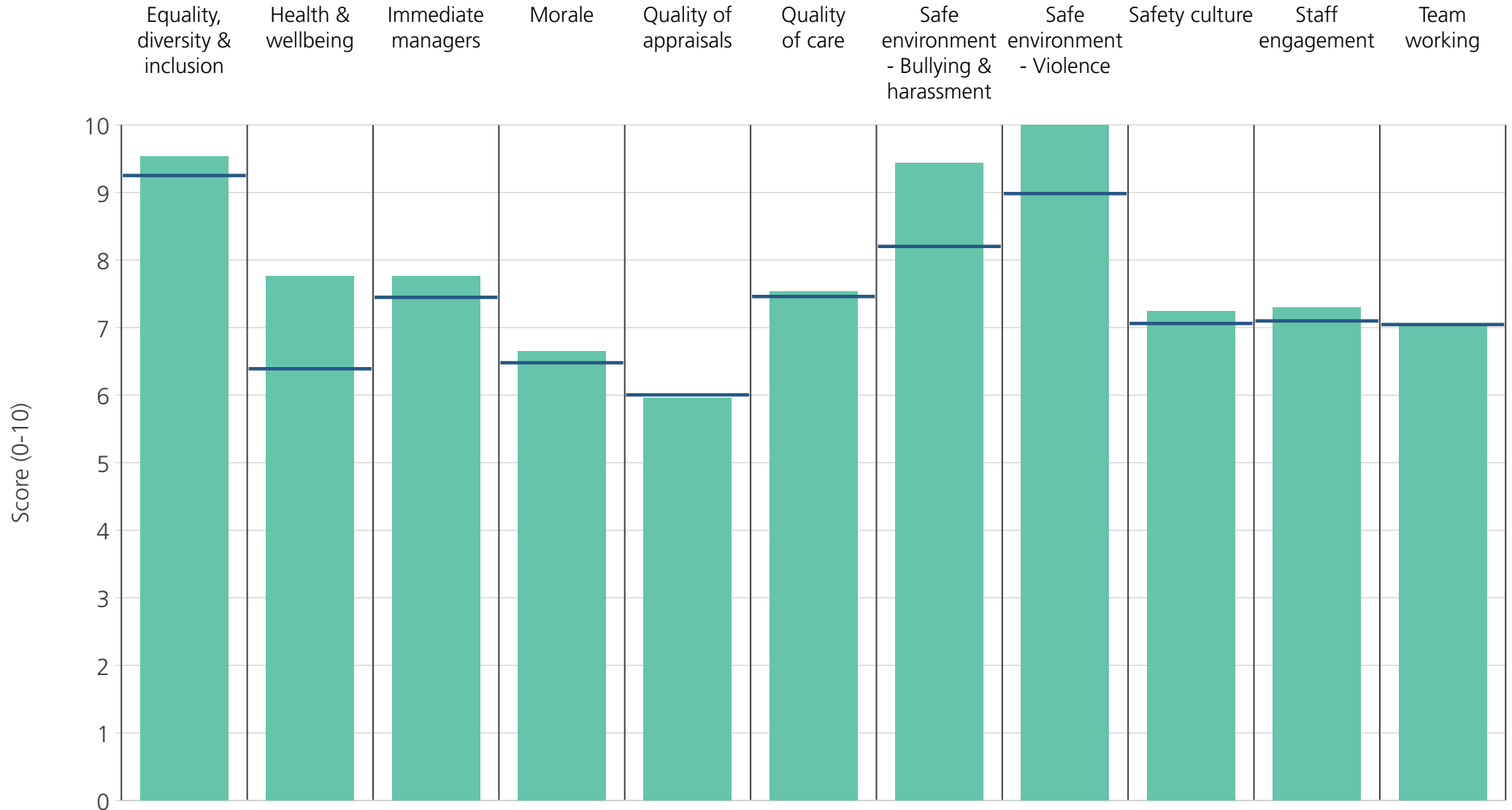
Northumberland, Tyne and Wear NHS Foundation Trust
2019 NHS Staff Survey Results



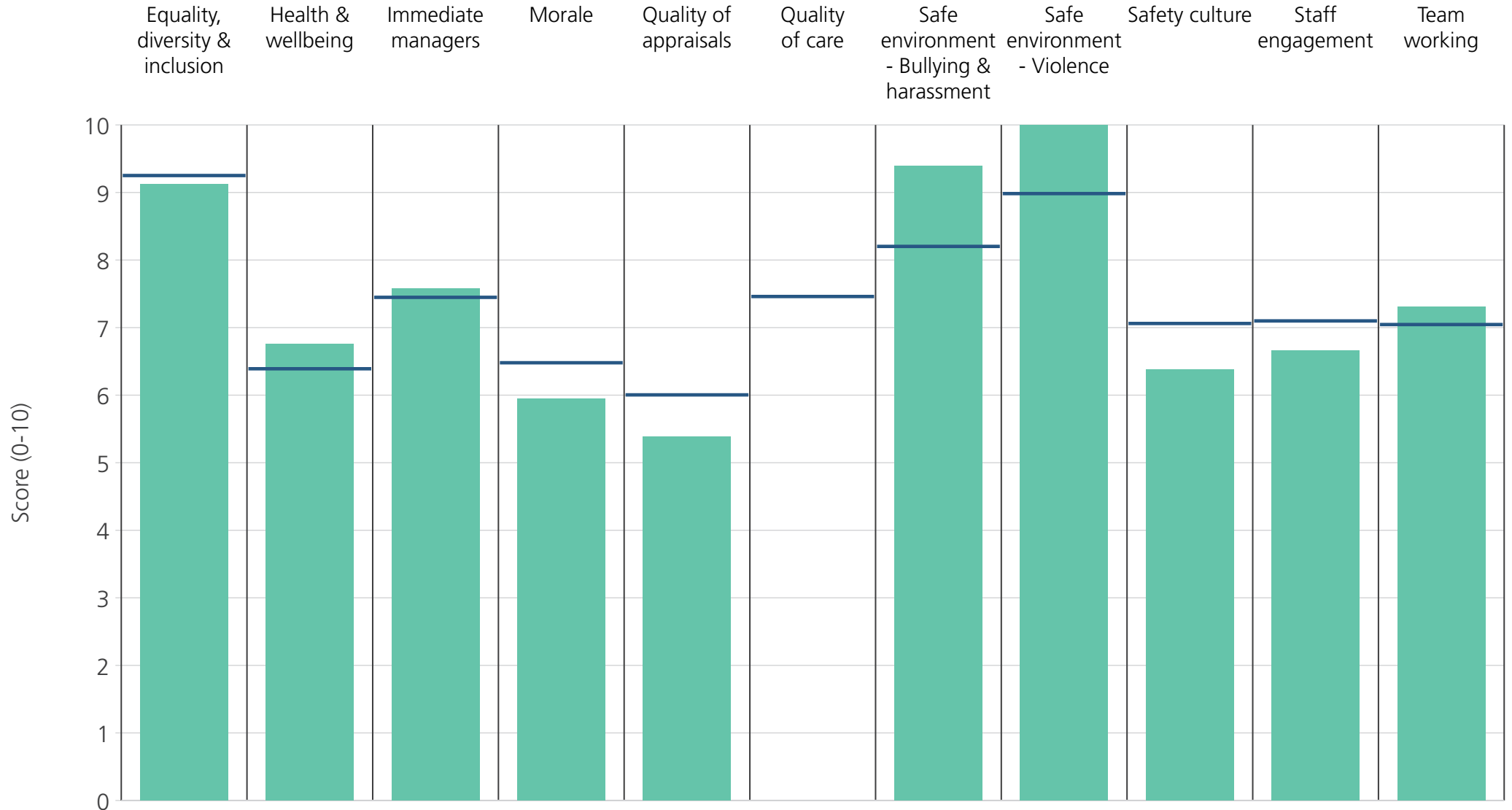
Directorate	9.2	6.2	7.2	6.4	5.9	7.3	7.9	9.0	7.0	7.0	6.9
Your org	9.3	6.4	7.4	6.5	6.0	7.5	8.2	9.0	7.1	7.1	7.0
Responses	763	763	771	768	702	710	764	757	766	776	764



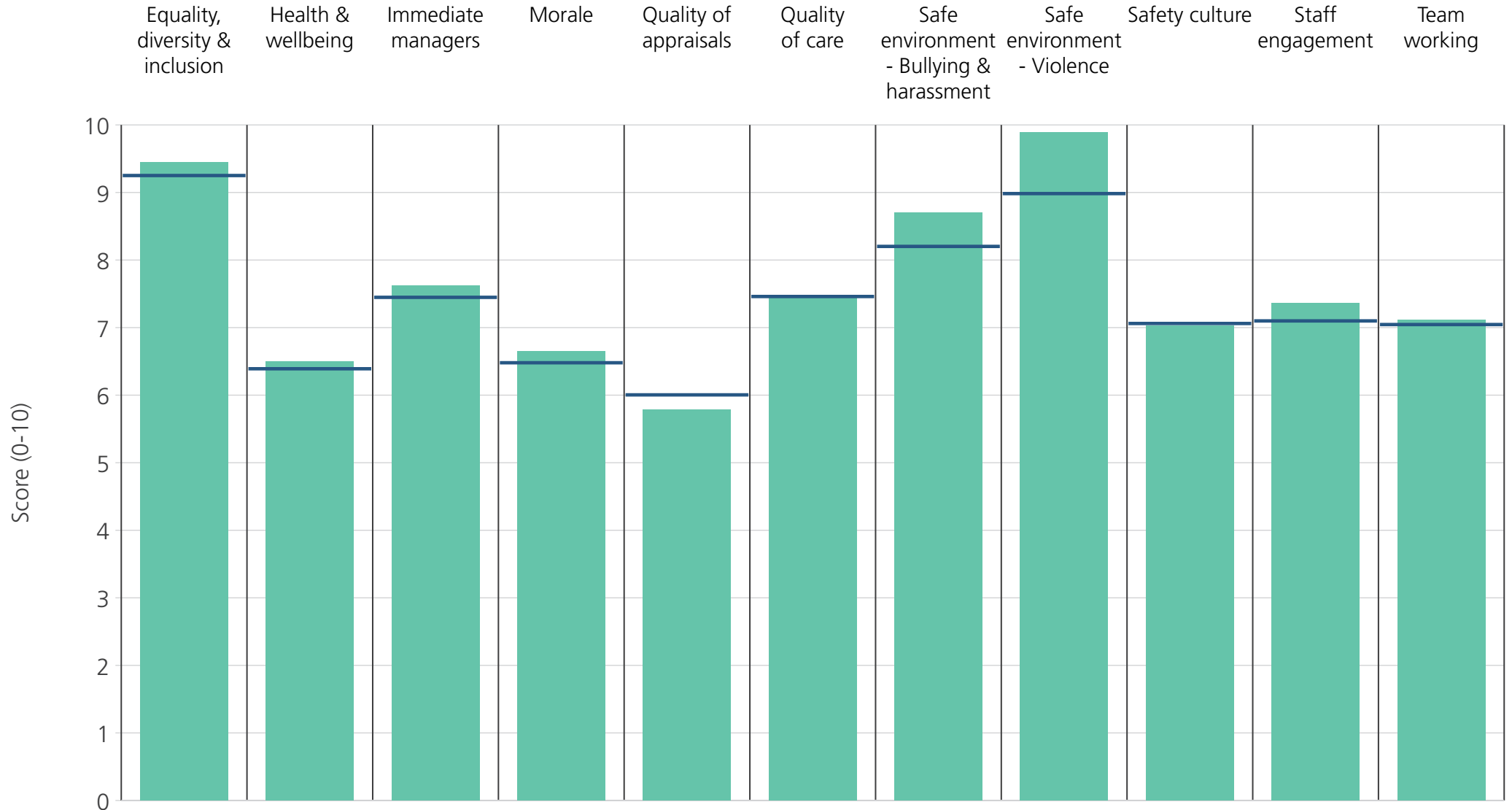
Directorate	9.3	7.8	7.8	6.4	5.5	7.5	8.4	10.0	7.2	7.8	6.6
Your org	9.3	6.4	7.4	6.5	6.0	7.5	8.2	9.0	7.1	7.1	7.0
Responses	15	15	15	15	11	3	15	15	14	15	15



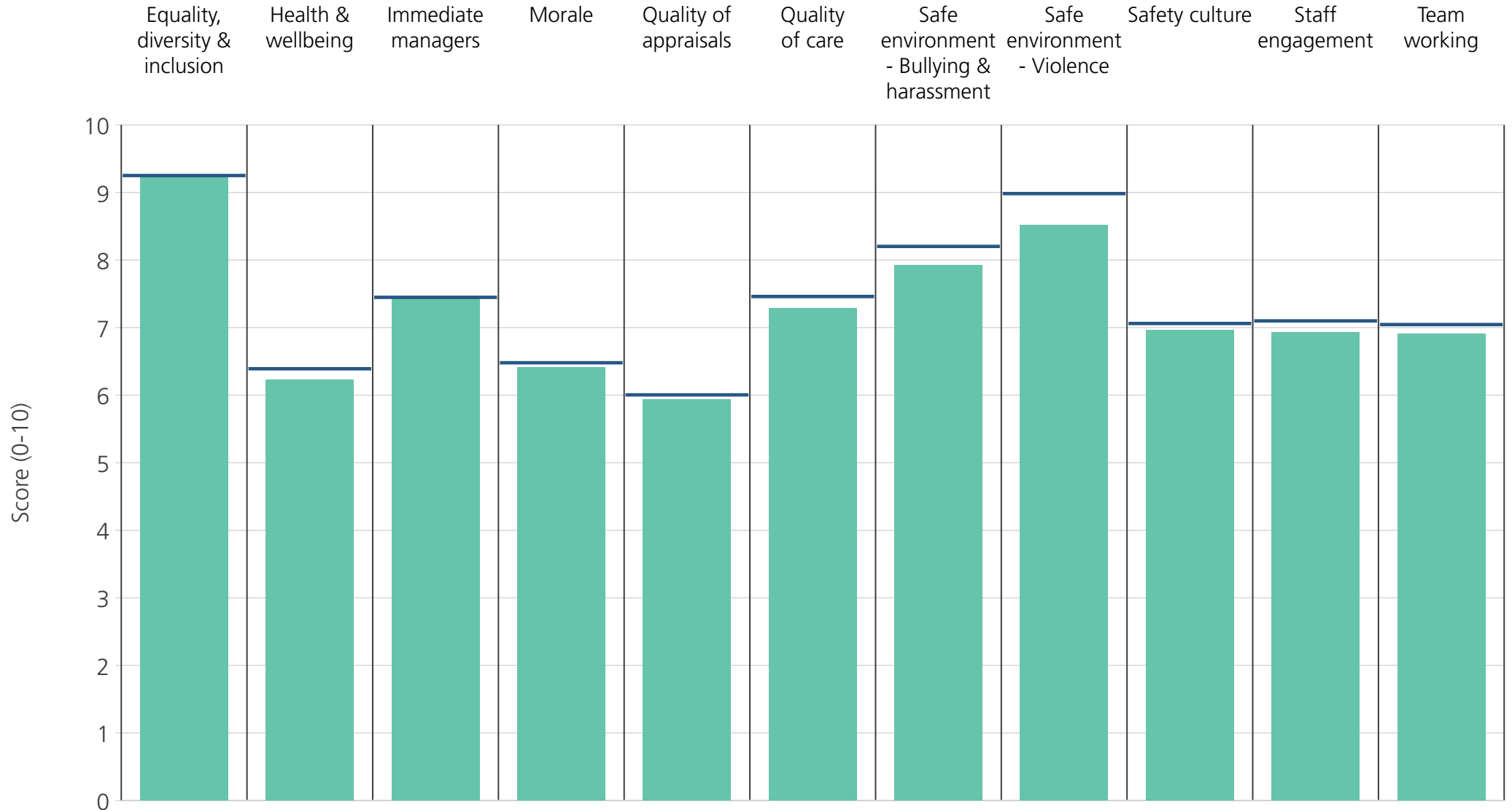
Directorate	9.5	7.8	7.8	6.7	6.0	7.5	9.4	10.0	7.2	7.3	7.0
Your org	9.3	6.4	7.4	6.5	6.0	7.5	8.2	9.0	7.1	7.1	7.0
Responses	113	113	113	114	105	39	113	113	113	114	113



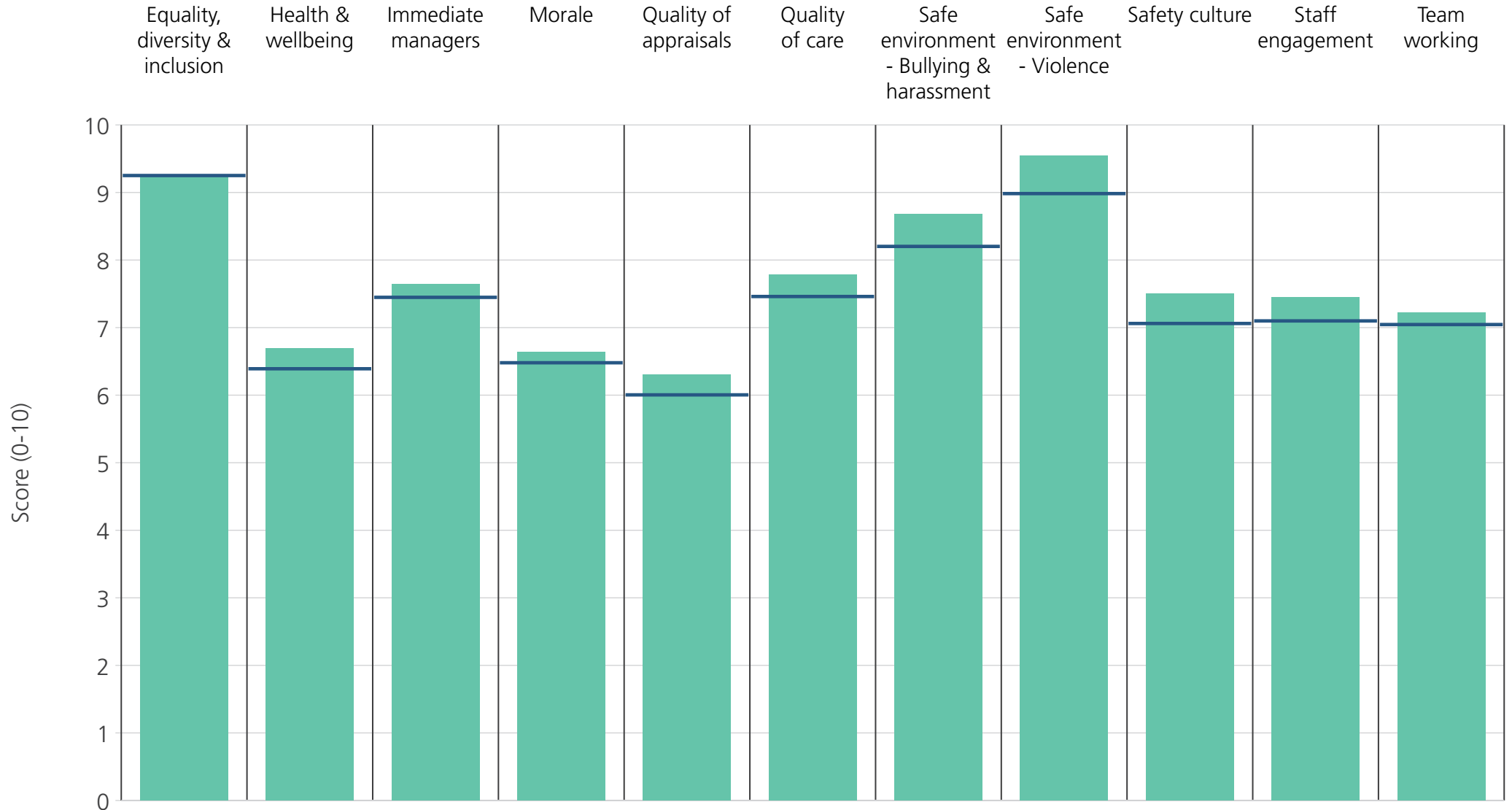
Directorate	9.1	6.8	7.6	5.9	5.4	7.5	9.4	10.0	6.4	6.7	7.3
Your org	9.3	6.4	7.4	6.5	6.0	7.5	8.2	9.0	7.1	7.1	7.0
Responses	84	84	84	84	68	10	83	84	84	84	83



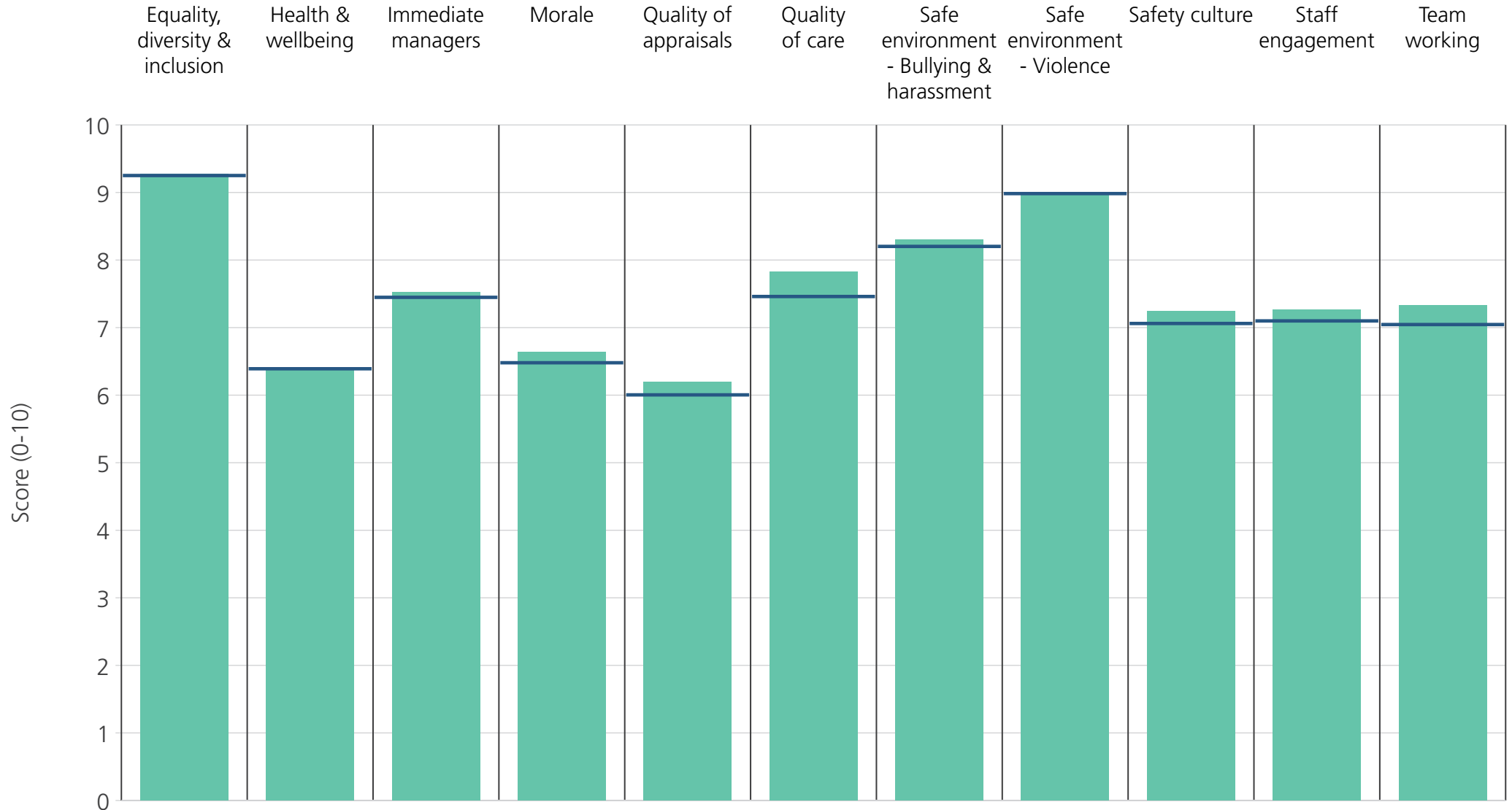
Directorate	9.4	6.5	7.6	6.6	5.8	7.5	8.7	9.9	7.0	7.4	7.1
Your org	9.3	6.4	7.4	6.5	6.0	7.5	8.2	9.0	7.1	7.1	7.0
Responses	124	125	125	125	109	85	124	124	125	125	124



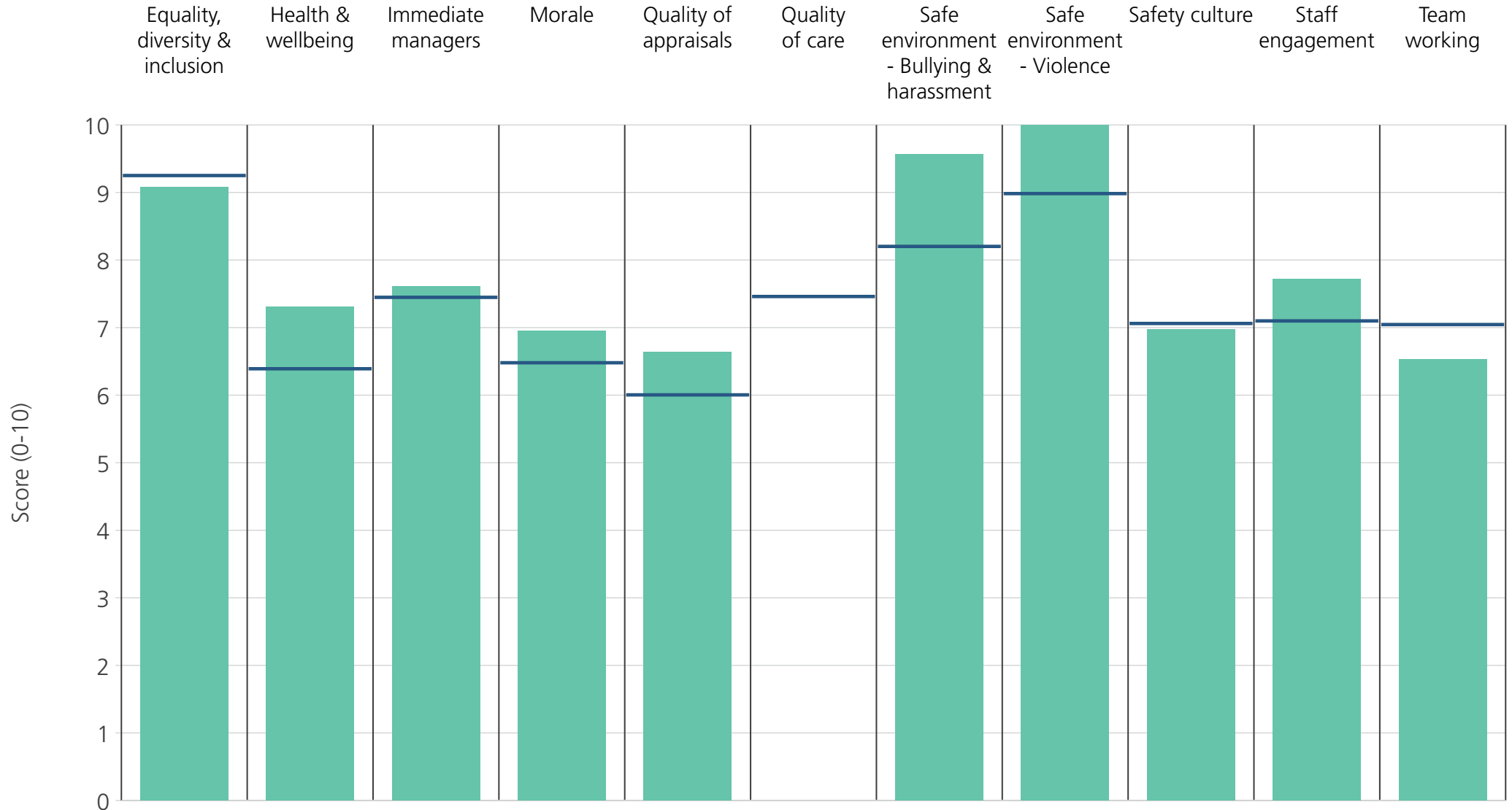
Directorate	9.2	6.2	7.4	6.4	5.9	7.3	7.9	8.5	7.0	6.9	6.9
Your org	9.3	6.4	7.4	6.5	6.0	7.5	8.2	9.0	7.1	7.1	7.0
Responses	905	907	912	905	837	837	904	906	907	917	916



Directorate	9.2	6.7	7.6	6.6	6.3	7.8	8.7	9.5	7.5	7.4	7.2
Your org	9.3	6.4	7.4	6.5	6.0	7.5	8.2	9.0	7.1	7.1	7.0
Responses	118	118	118	118	95	73	116	117	118	119	116



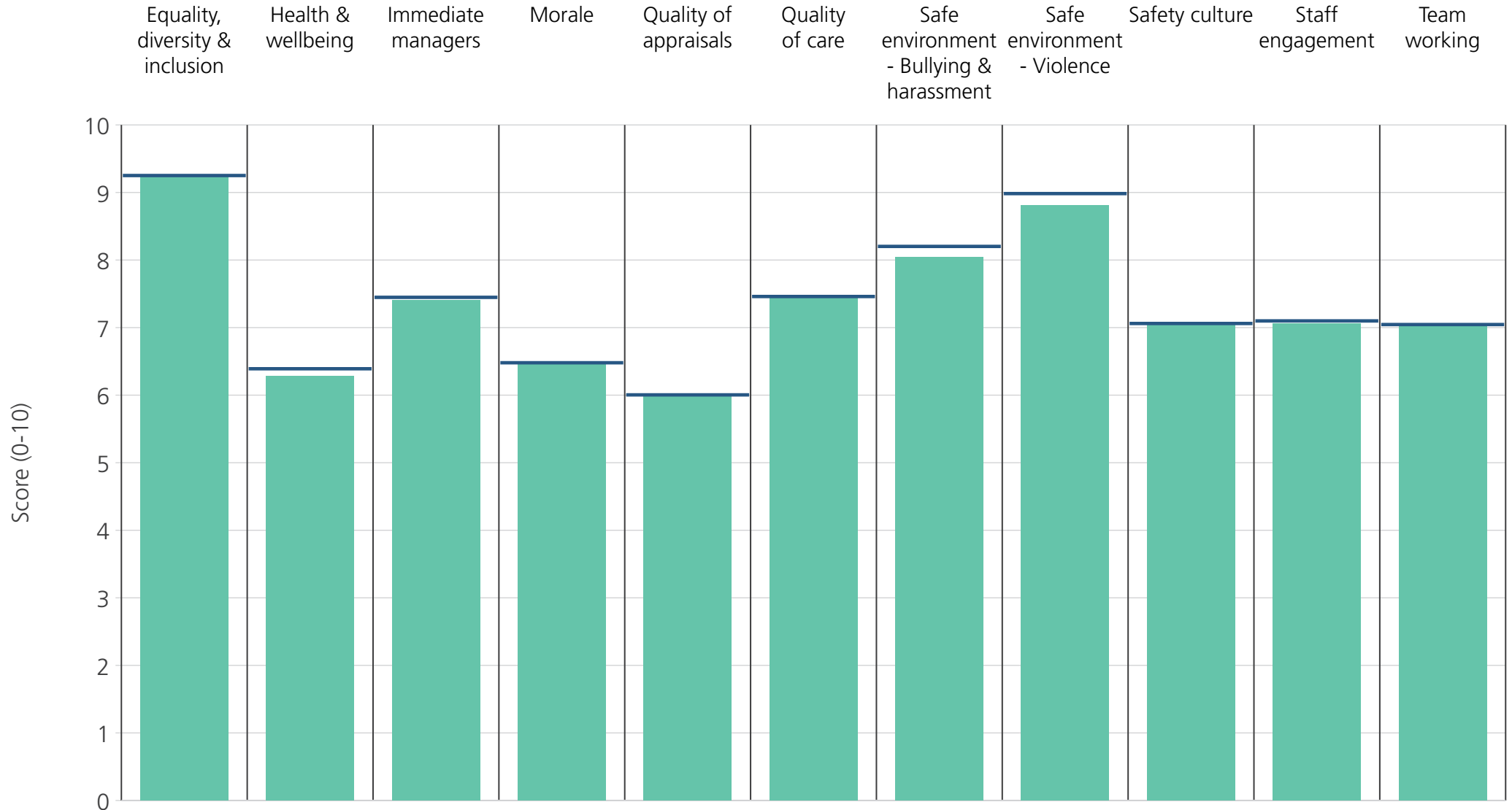
Directorate	9.3	6.4	7.5	6.6	6.2	7.8	8.3	9.0	7.2	7.3	7.3
Your org	9.3	6.4	7.4	6.5	6.0	7.5	8.2	9.0	7.1	7.1	7.0
Responses	802	806	808	801	749	733	800	804	805	814	808



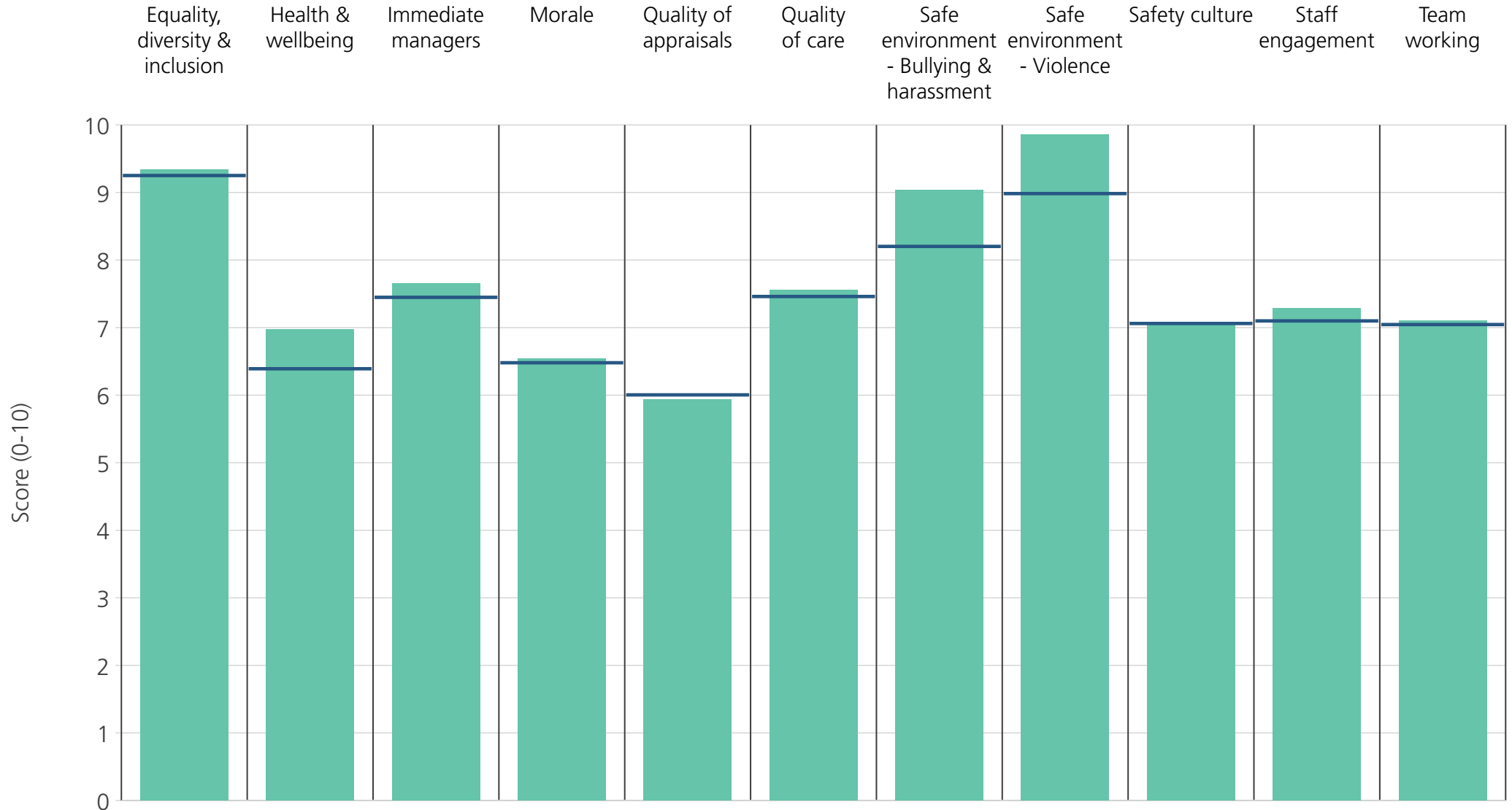
Directorate	9.1	7.3	7.6	7.0	6.6	7.5	9.6	10.0	7.0	7.7	6.5
Your org	9.3	6.4	7.4	6.5	6.0	7.5	8.2	9.0	7.1	7.1	7.0
Responses	30	31	31	31	29	3	31	30	31	31	31

Directorates 2

Northumberland, Tyne and Wear NHS Foundation Trust
2019 NHS Staff Survey Results



Directorate	9.2	6.3	7.4	6.5	6.0	7.5	8.0	8.8	7.1	7.1	7.0
Your org	9.3	6.4	7.4	6.5	6.0	7.5	8.2	9.0	7.1	7.1	7.0
Responses	2470	2476	2491	2474	2288	2280	2468	2467	2478	2507	2488



Directorate	9.3	7.0	7.7	6.5	5.9	7.6	9.0	9.9	7.1	7.3	7.1
Your org	9.3	6.4	7.4	6.5	6.0	7.5	8.2	9.0	7.1	7.1	7.0
Responses	484	486	486	487	417	213	482	483	485	488	482