

South Collaborative

2019 NHS Staff Survey

Directorate Report

Contents

Introduction	3
Themes – Directorates 1	4
NHS North Durham CCG	5
NHS Durham Dales, Easington & Sedgefield CCG	6
NHS Hartlepool & Stockton CCG	7
NHS South Tees CCG	8
Other	9

This directorate report for South Collaborative contains results by directorate for themes from the 2019 NHS Staff Survey. These results are compared to the unweighted average for your organisation.

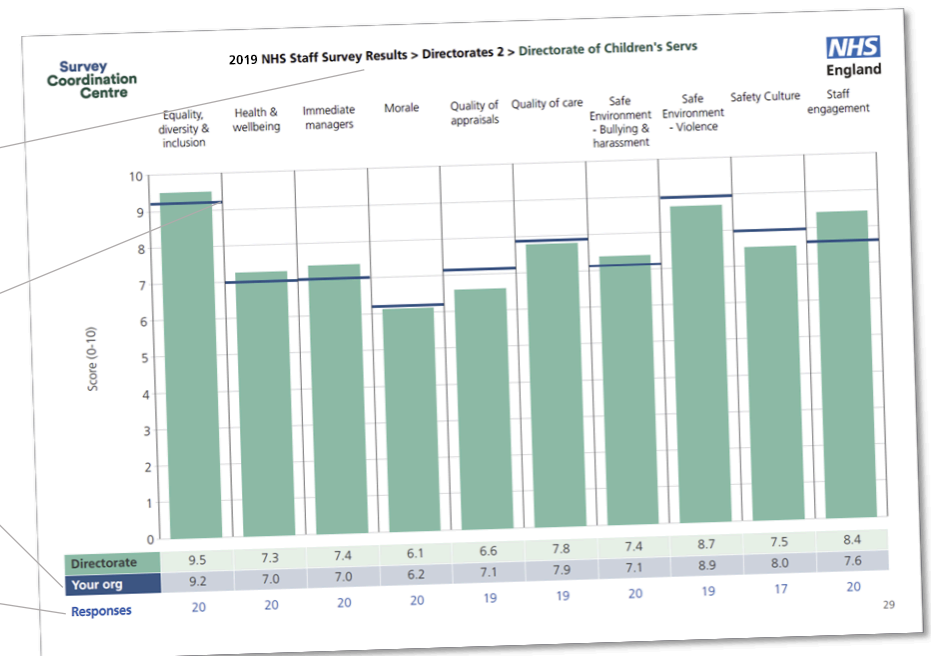
The directorate breakdowns used in this report were provided and defined by South Collaborative. Details of how the theme scores were calculated are included in the Technical Document, available to download from our [results website](#).

Key features

Breakdown type and **directorate name** are specified in the header. Black text in the header is hyperlinked: clicking on '2019 NHS Staff Survey Results' navigates back to the contents page.

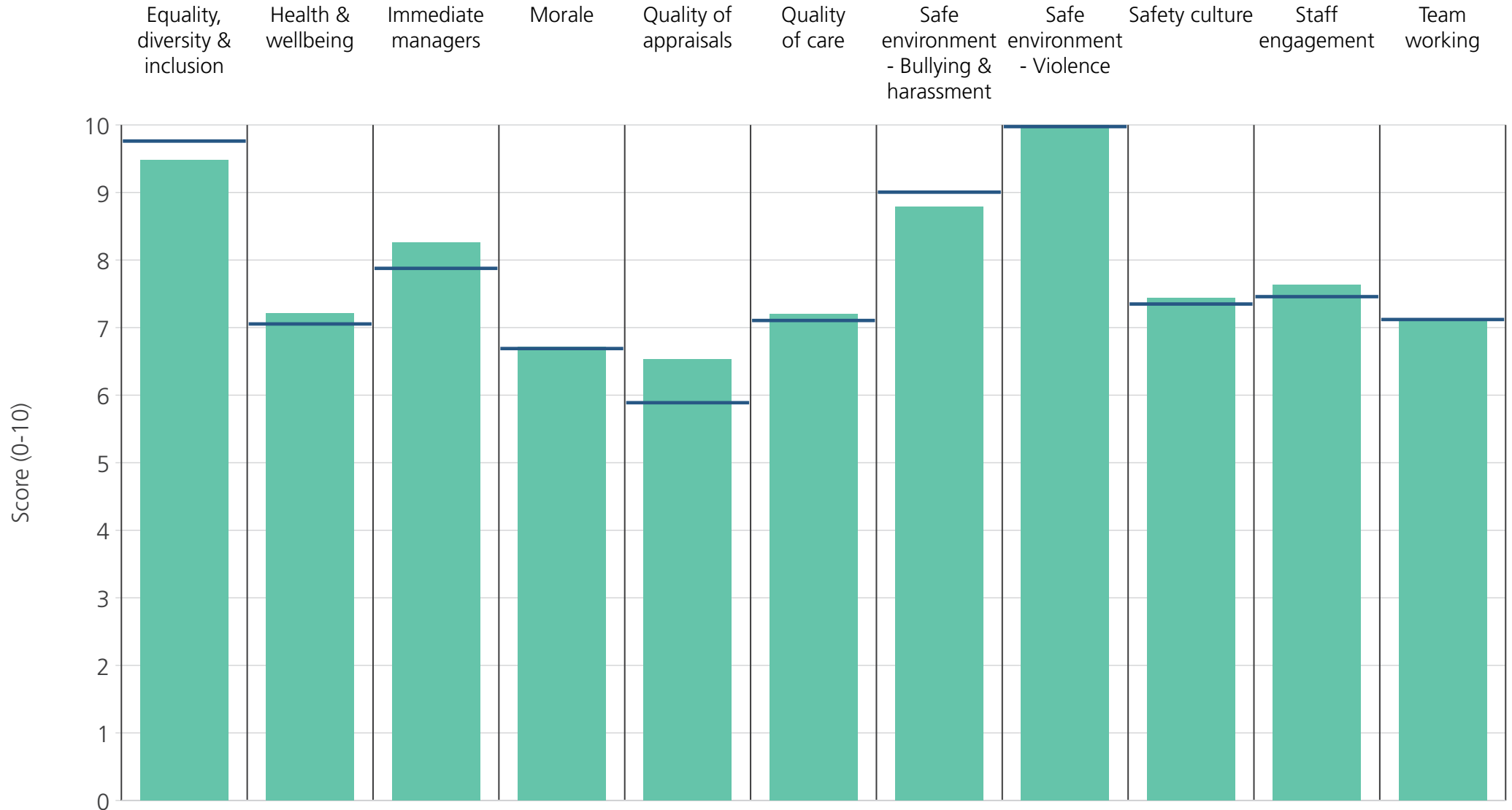
Directorate results are presented in the context of the (unweighted) **organisation average ('Your org')**, so it is easy to tell if a directorate is performing better or worse than the organisation average. For all themes, a higher score is a better result than a lower score.

The **number of responses** feeding into each theme score **for the given directorate** is specified below the table containing the directorate and trust scores.

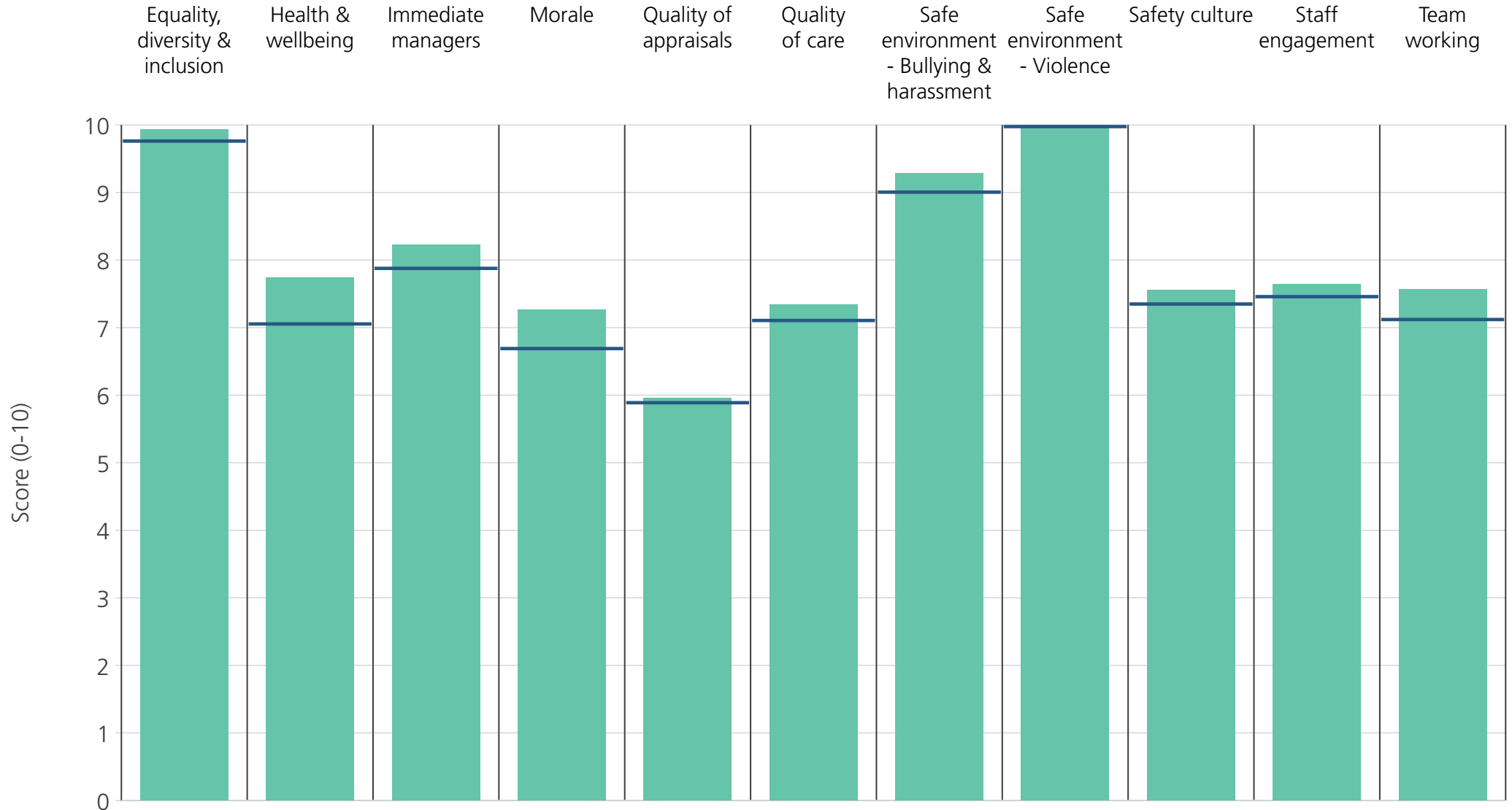


! Note: when there are less than 11 responses in a group, results are suppressed to protect staff confidentiality

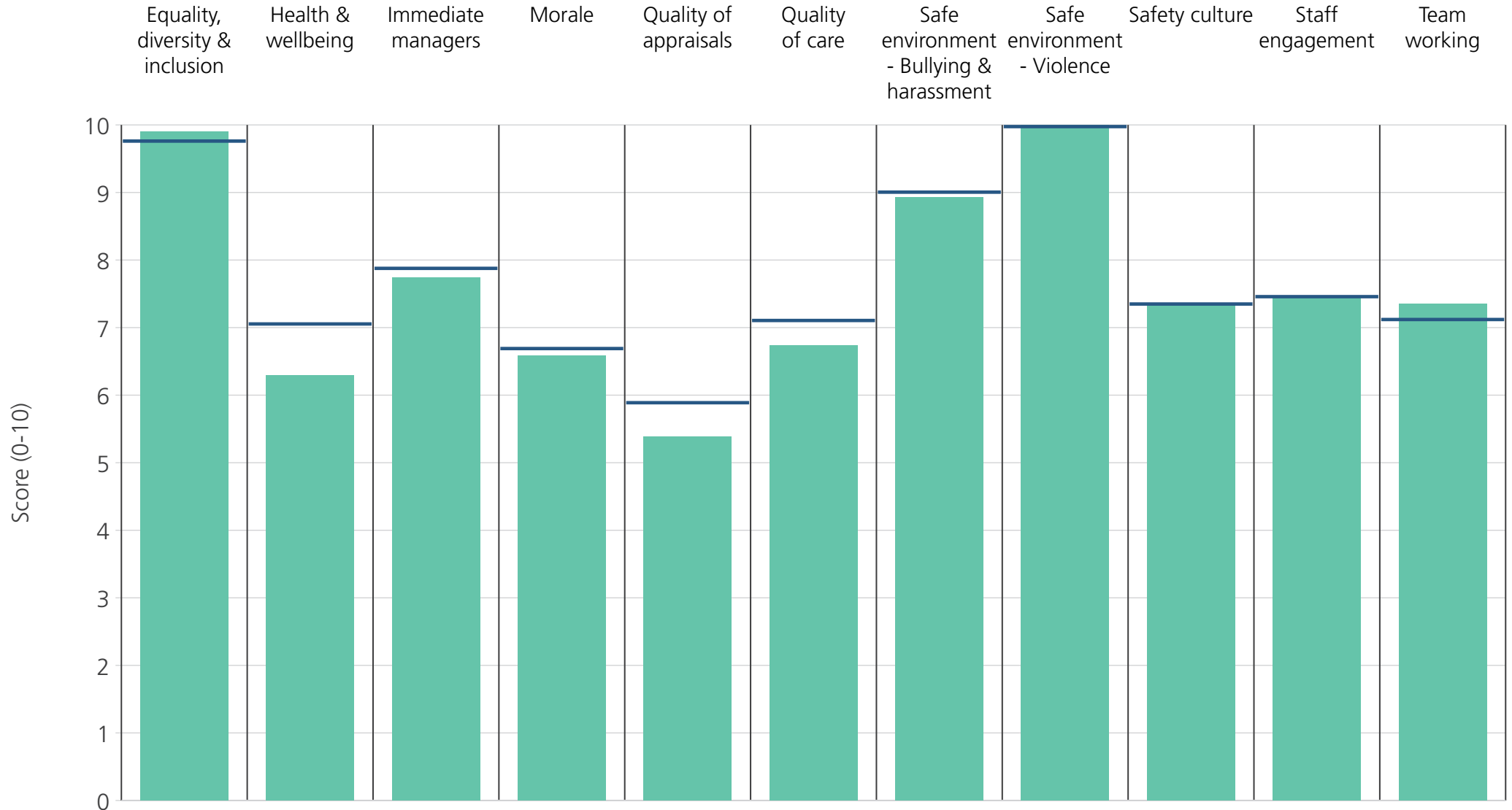
Directorates 1



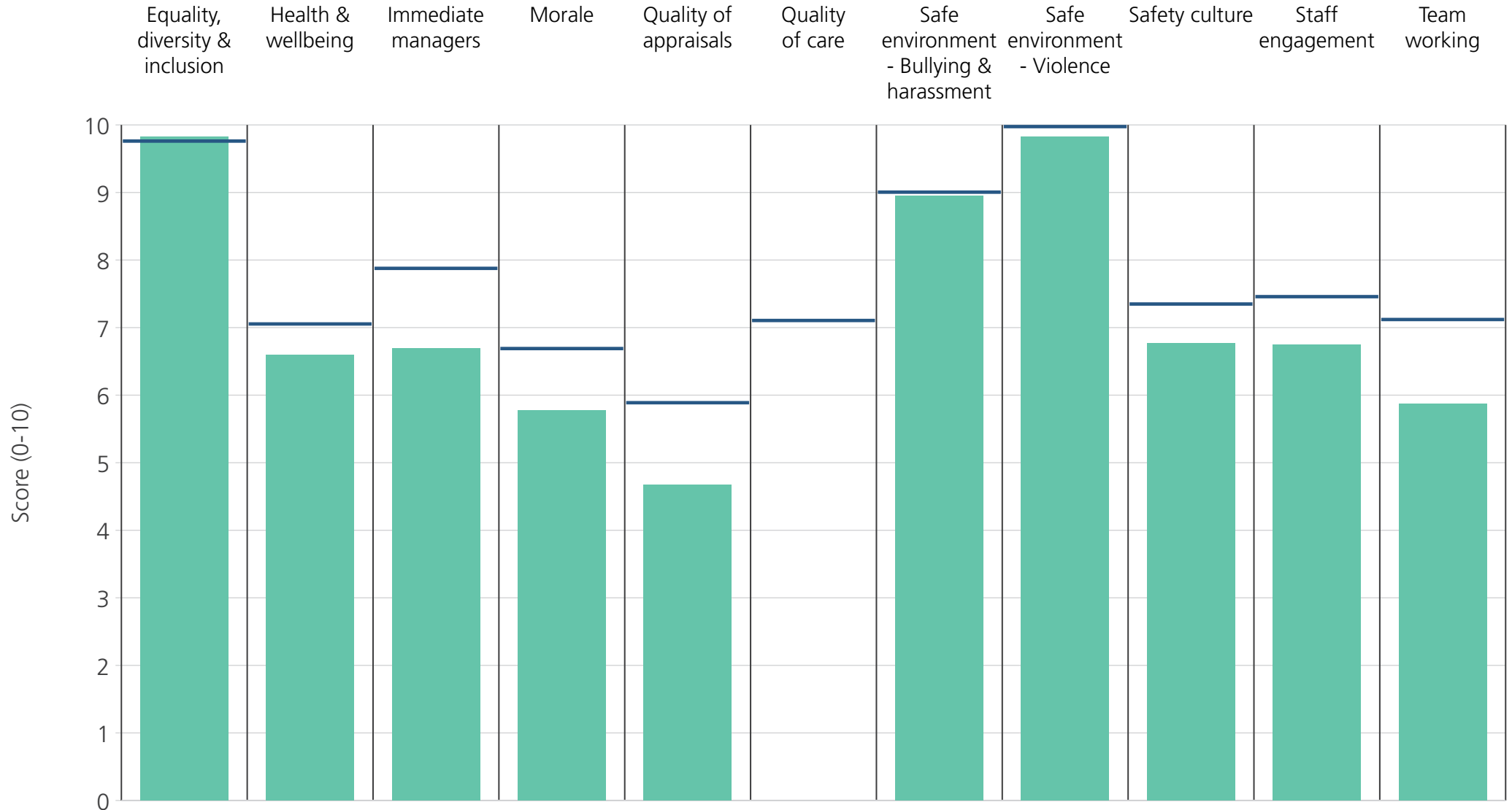
Directorate	9.5	7.2	8.3	6.7	6.5	7.2	8.8	10.0	7.4	7.6	7.1
Your org	9.8	7.1	7.9	6.7	5.9	7.1	9.0	10.0	7.3	7.5	7.1
Responses	45	46	46	45	40	25	44	45	45	46	46



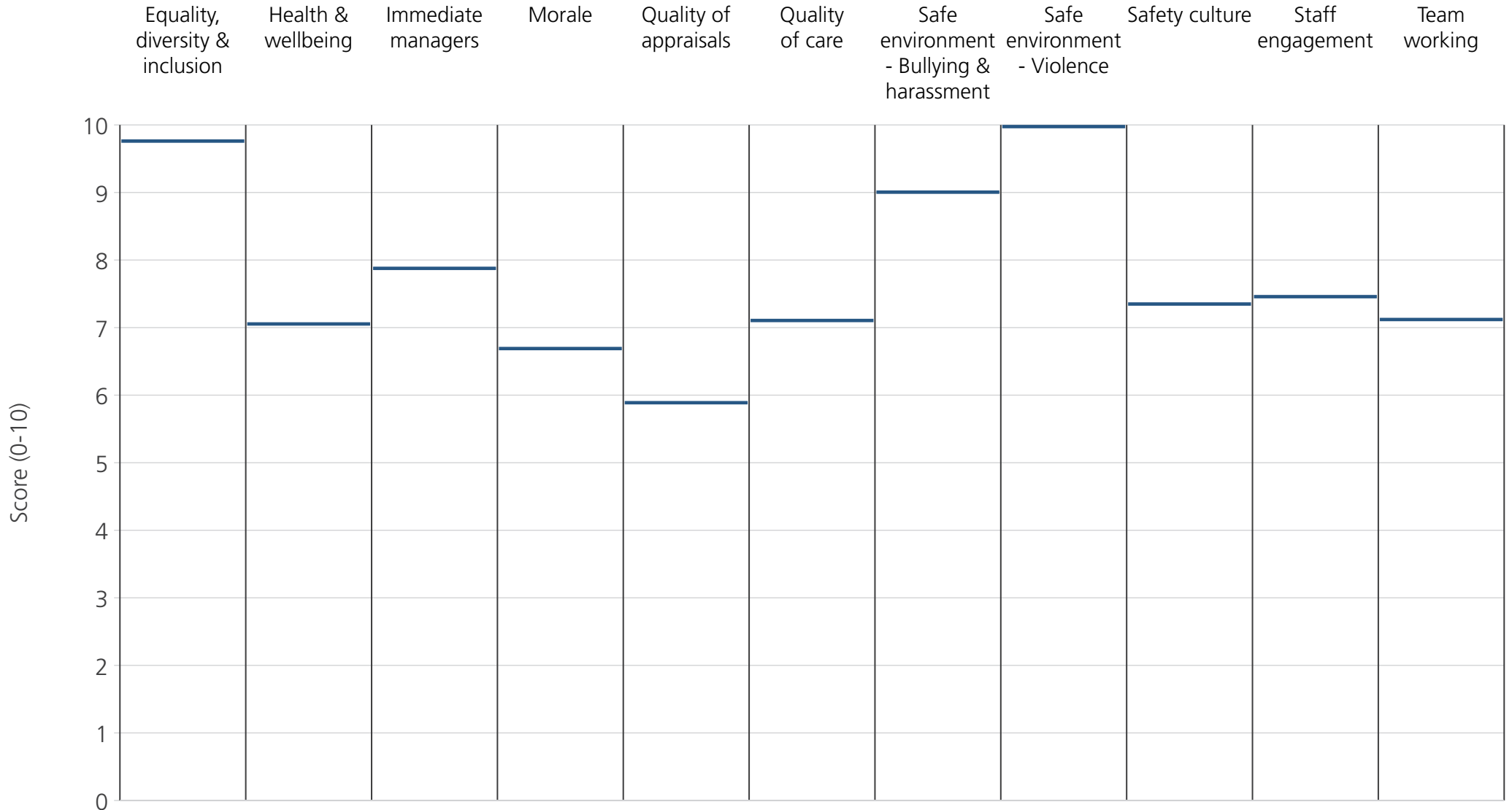
Directorate	9.9	7.7	8.2	7.3	6.0	7.3	9.3	10.0	7.6	7.6	7.6
Your org	9.8	7.1	7.9	6.7	5.9	7.1	9.0	10.0	7.3	7.5	7.1
Responses	37	37	37	35	34	24	37	37	35	37	36



Directorate	9.9	6.3	7.7	6.6	5.4	6.7	8.9	10.0	7.3	7.4	7.3
Your org	9.8	7.1	7.9	6.7	5.9	7.1	9.0	10.0	7.3	7.5	7.1
Responses	32	32	32	32	23	17	31	32	32	33	33



Directorate	9.8	6.6	6.7	5.8	4.7	7.1	8.9	9.8	6.8	6.8	5.9
Your org	9.8	7.1	7.9	6.7	5.9	7.1	9.0	10.0	7.3	7.5	7.1
Responses	19	19	19	19	15	8	19	19	18	20	20



Directorate	9.8	7.1	7.9	6.7	5.9	7.1	9.0	10.0	7.3	7.5	7.1
Your org	9.8	7.1	7.9	6.7	5.9	7.1	9.0	10.0	7.3	7.5	7.1
Responses	3	3	3	3	2	2	3	3	3	3	3