

NHS Salford CCG

2019 NHS Staff Survey

Directorate Report

Contents

Introduction	3
Themes – Directorates 1	4
892 L3 Operations	5
892 L3 Governing Body	6
Themes – Directorates 2	7
892 L4 Quality & Innovation	8
892 L4 Finance	9
892 L4 Governing Body / Clinical Leadership	10
892 L4 Commissioning	11
892 L4 Corporate Services	12

This directorate report for NHS Salford CCG contains results by directorate for themes from the 2019 NHS Staff Survey. These results are compared to the unweighted average for your organisation.

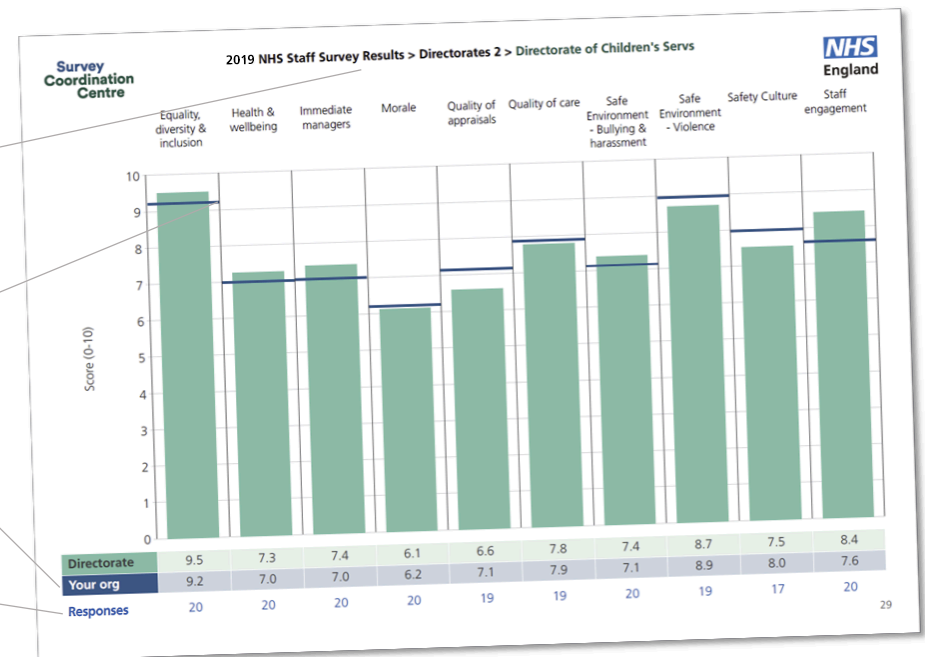
The directorate breakdowns used in this report were provided and defined by NHS Salford CCG. Details of how the theme scores were calculated are included in the Technical Document, available to download from our [results website](#).

Key features

Breakdown type and **directorate name** are specified in the header. Black text in the header is hyperlinked: clicking on '2019 NHS Staff Survey Results' navigates back to the contents page.

Directorate results are presented in the context of the (unweighted) **organisation average ('Your org')**, so it is easy to tell if a directorate is performing better or worse than the organisation average. For all themes, a higher score is a better result than a lower score.

The **number of responses** feeding into each theme score **for the given directorate** is specified below the table containing the directorate and trust scores.

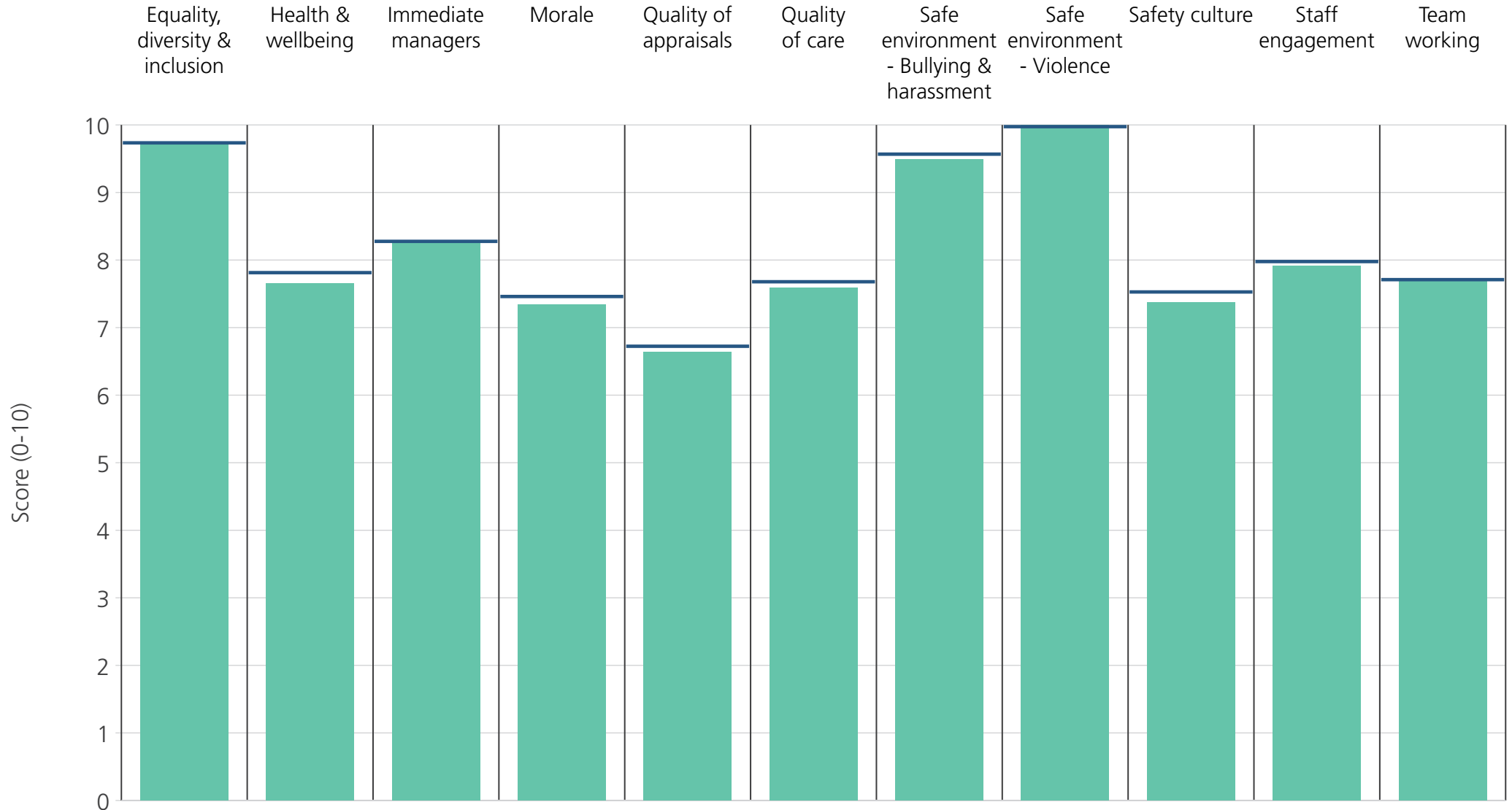


! Note: when there are less than 11 responses in a group, results are suppressed to protect staff confidentiality

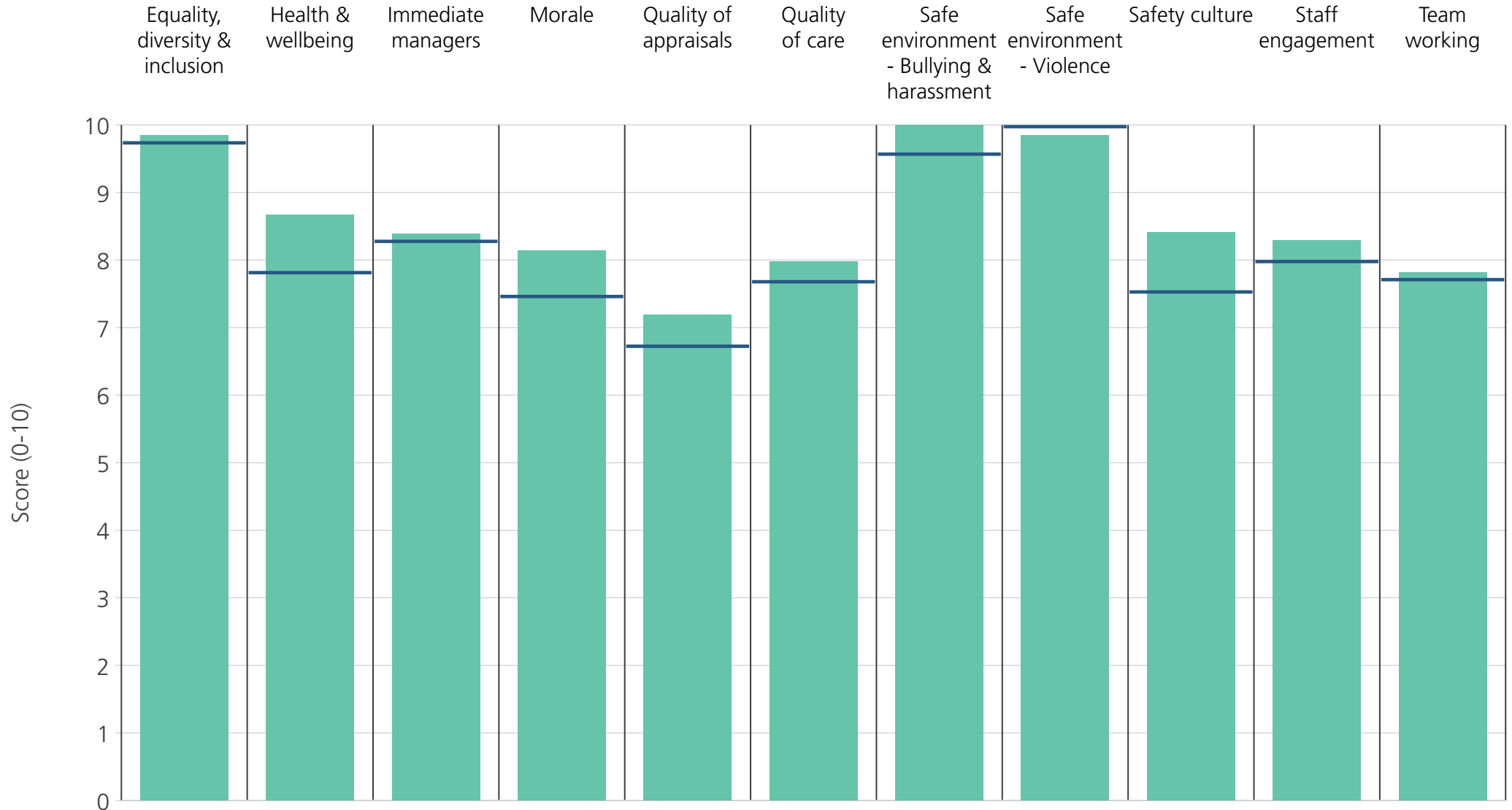
Directorates 1

NHS Salford CCG

2019 NHS Staff Survey Results



Directorate	9.7	7.7	8.3	7.3	6.6	7.6	9.5	10.0	7.4	7.9	7.7
Your org	9.7	7.8	8.3	7.5	6.7	7.7	9.6	10.0	7.5	8.0	7.7
Responses	111	111	111	111	104	48	110	111	111	111	111

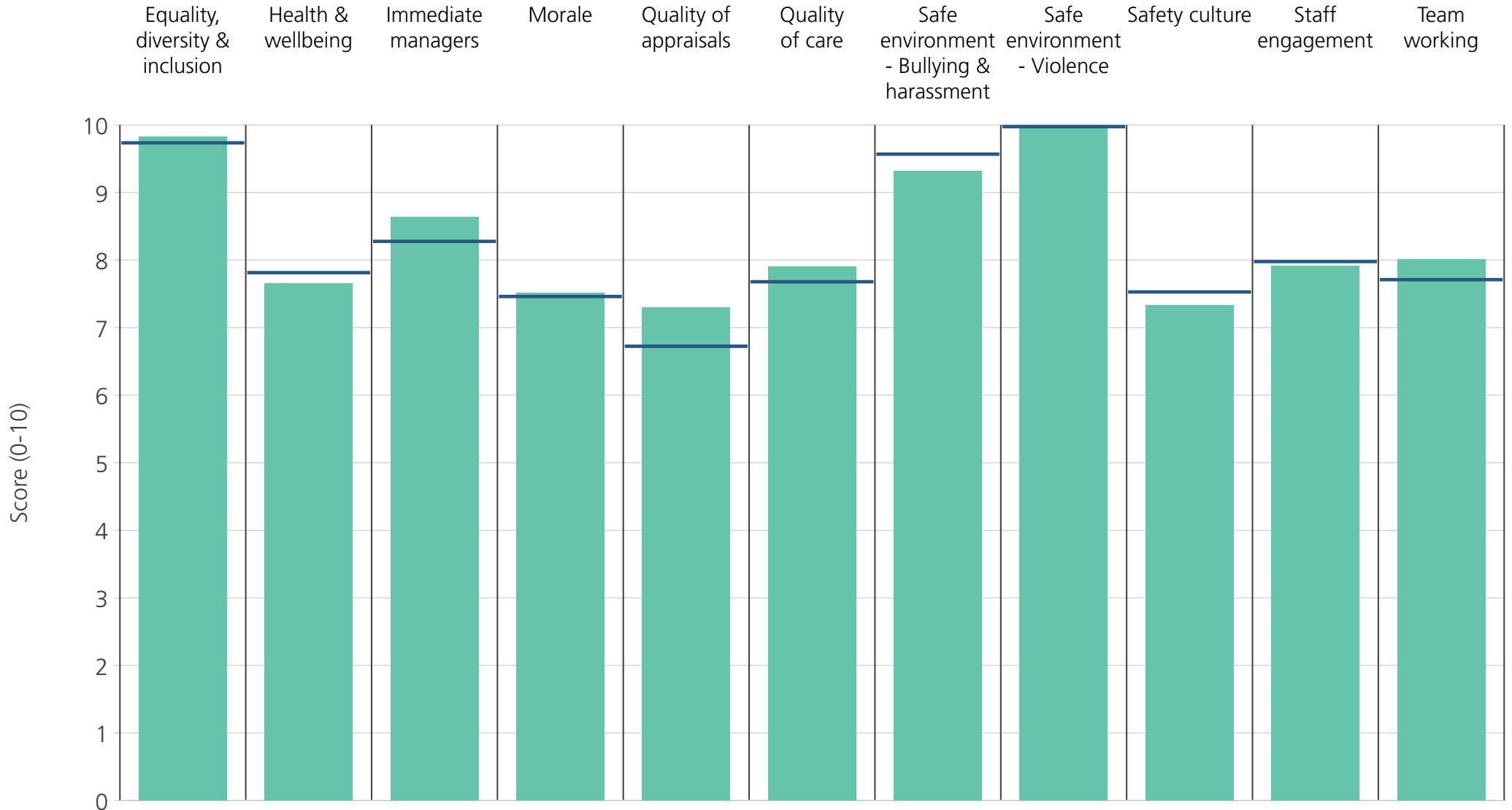


Directorate	9.8	8.7	8.4	8.1	7.2	8.0	10.0	9.8	8.4	8.3	7.8
Your org	9.7	7.8	8.3	7.5	6.7	7.7	9.6	10.0	7.5	8.0	7.7
Responses	21	21	21	20	20	15	21	21	20	21	20

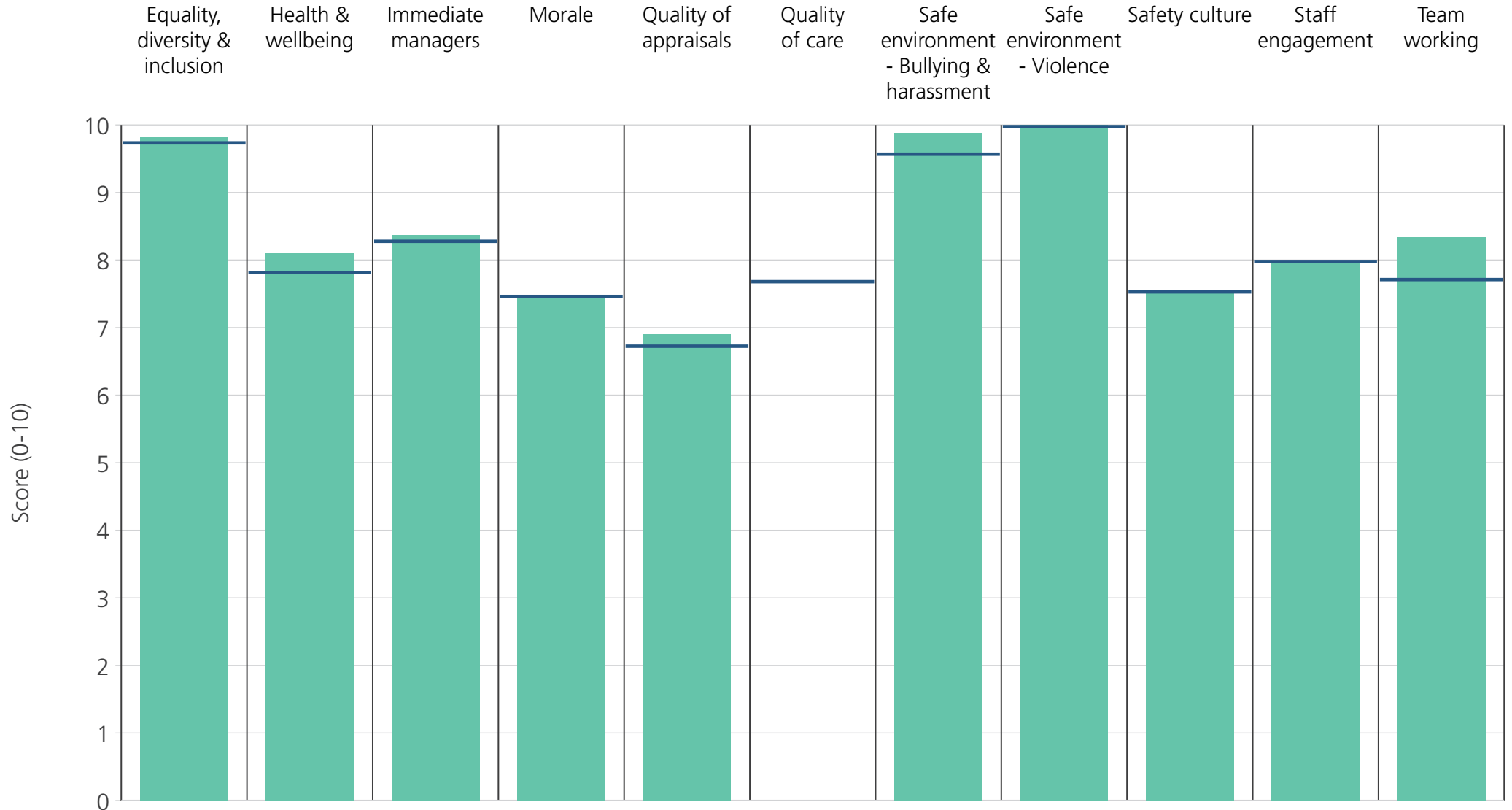
Directorates 2

NHS Salford CCG

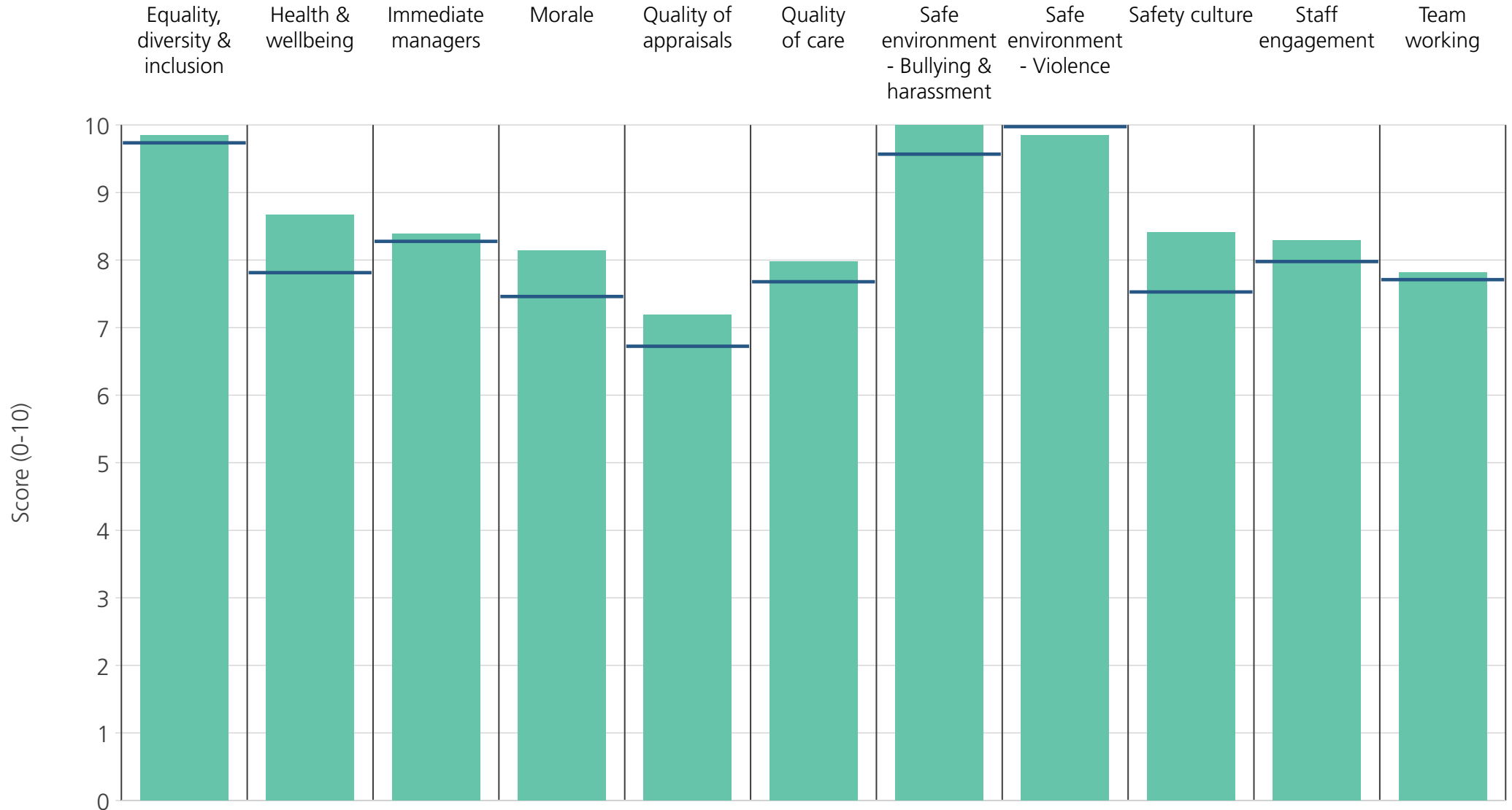
2019 NHS Staff Survey Results



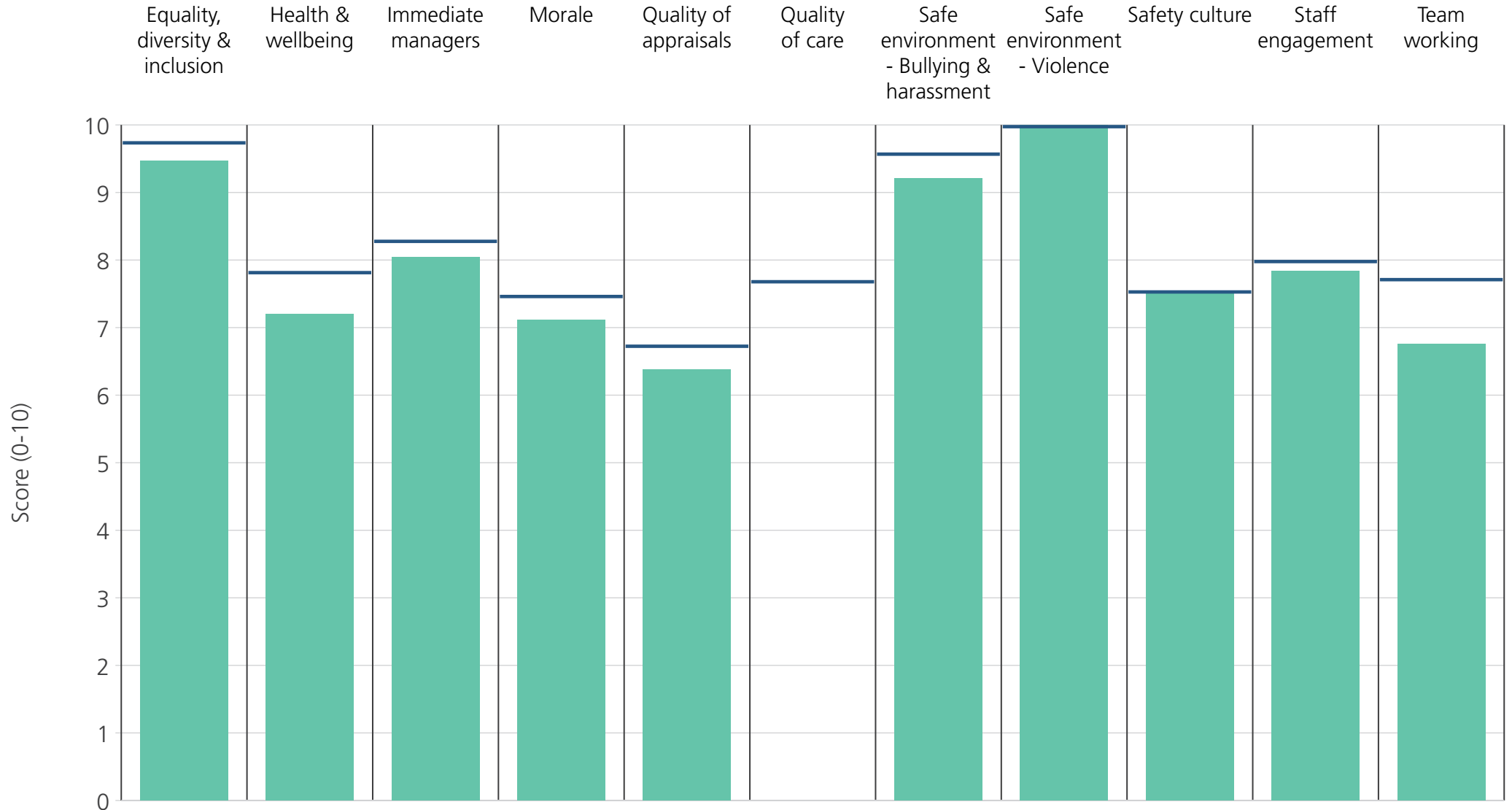
Directorate	9.8	7.7	8.6	7.5	7.3	7.9	9.3	10.0	7.3	7.9	8.0
Your org	9.7	7.8	8.3	7.5	6.7	7.7	9.6	10.0	7.5	8.0	7.7
Responses	39	39	39	39	37	27	39	39	39	39	39



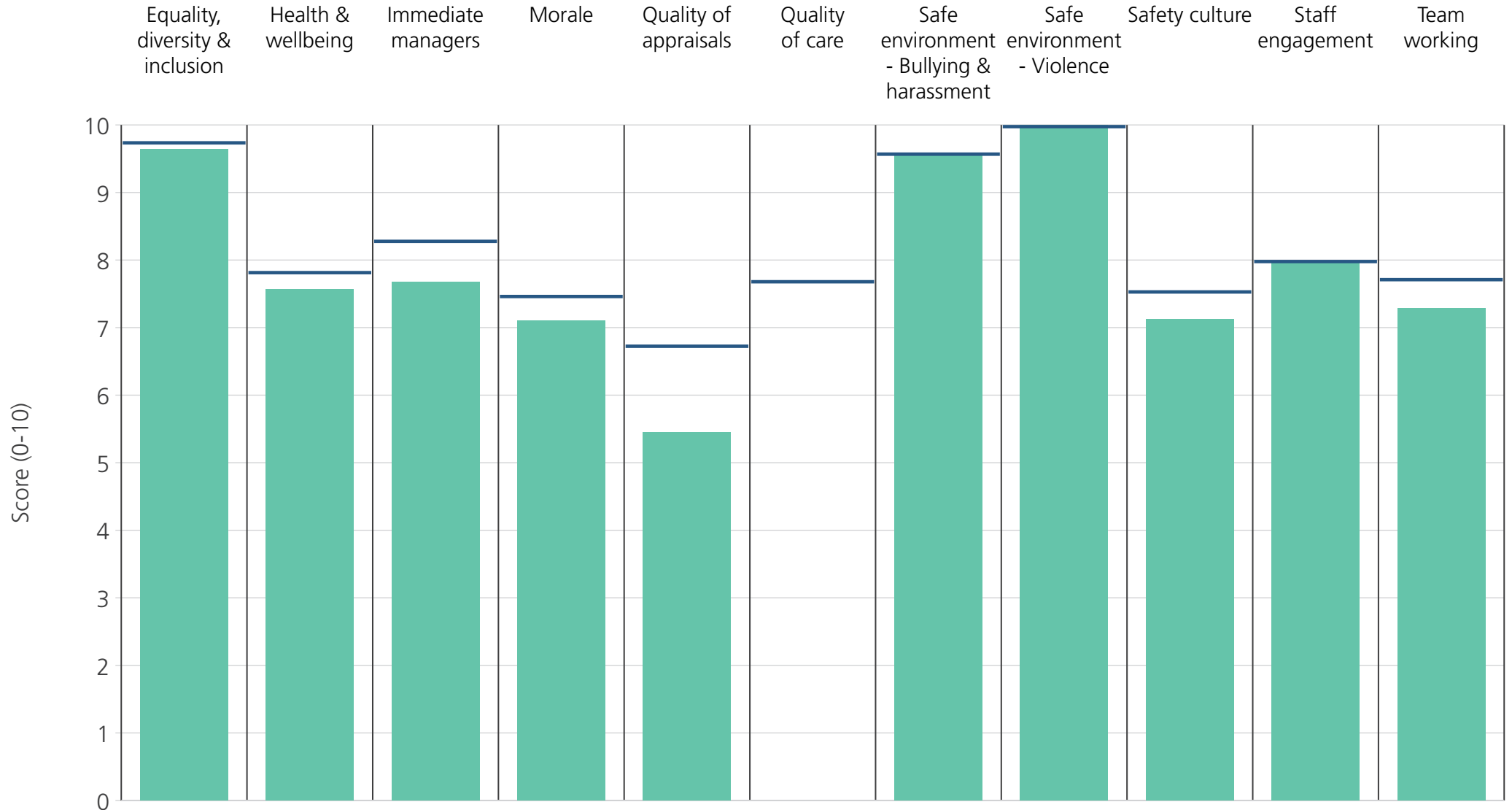
Directorate	9.8	8.1	8.4	7.5	6.9		9.9	10.0	7.5	8.0	8.3
Your org	9.7	7.8	8.3	7.5	6.7	7.7	9.6	10.0	7.5	8.0	7.7
Responses	27	27	27	27	25	6	27	27	27	27	27



Directorate	9.8	8.7	8.4	8.1	7.2	8.0	10.0	9.8	8.4	8.3	7.8
Your org	9.7	7.8	8.3	7.5	6.7	7.7	9.6	10.0	7.5	8.0	7.7
Responses	21	21	21	20	20	15	21	21	20	21	20



Directorate	9.5	7.2	8.0	7.1	6.4	7.7	9.2	10.0	7.5	7.8	6.8
Your org	9.7	7.8	8.3	7.5	6.7	7.7	9.6	10.0	7.5	8.0	7.7
Responses	22	22	22	22	20	7	21	22	22	22	22



Directorate	9.6	7.6	7.7	7.1	5.5	7.7	9.6	10.0	7.1	8.0	7.3
Your org	9.7	7.8	8.3	7.5	6.7	7.7	9.6	10.0	7.5	8.0	7.7
Responses	23	23	23	23	22	8	23	23	23	23	23