

NHS Ipswich and East Suffolk CCG

2019 NHS Staff Survey

Directorate Report

Contents

Introduction	3
Themes – Directorates 1	4
710 Chief Nursing Office	5
710 Chief Corporate Services/AO Office/Comms	6
710 Chief Finance Office	7
710 Chief Operating Office, Ipswich and East Suffolk CCG	8
710 Chief Contracts Office	9
710 Chief Operating Office, West Suffolk CCG	10
710 Chief Redesign Office, Ipswich and East Suffolk CCG	11
710 Chief Redesign Office, West Suffolk CCG	12
Themes – Directorates 2	13
710 Endeavour House Ipswich	14
710 Landmark House	15
710 West Suffolk House	16

This directorate report for NHS Ipswich and East Suffolk CCG contains results by directorate for themes from the 2019 NHS Staff Survey. These results are compared to the unweighted average for your organisation.

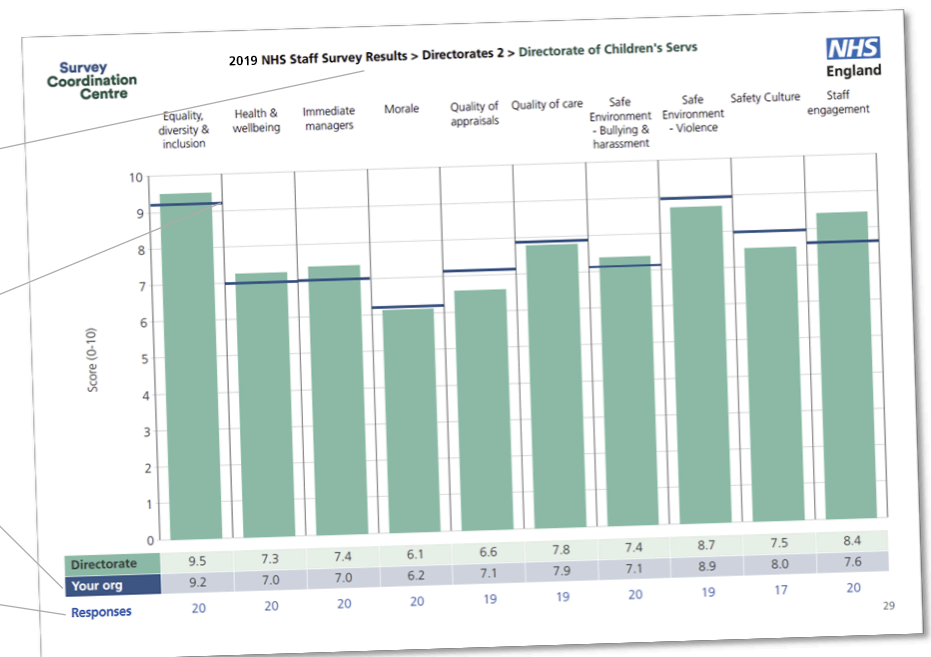
The directorate breakdowns used in this report were provided and defined by NHS Ipswich and East Suffolk CCG. Details of how the theme scores were calculated are included in the Technical Document, available to download from our [results website](#).

Key features

Breakdown type and **directorate name** are specified in the header. Black text in the header is hyperlinked: clicking on '2019 NHS Staff Survey Results' navigates back to the contents page.

Directorate results are presented in the context of the (unweighted) **organisation average ('Your org')**, so it is easy to tell if a directorate is performing better or worse than the organisation average. For all themes, a higher score is a better result than a lower score.

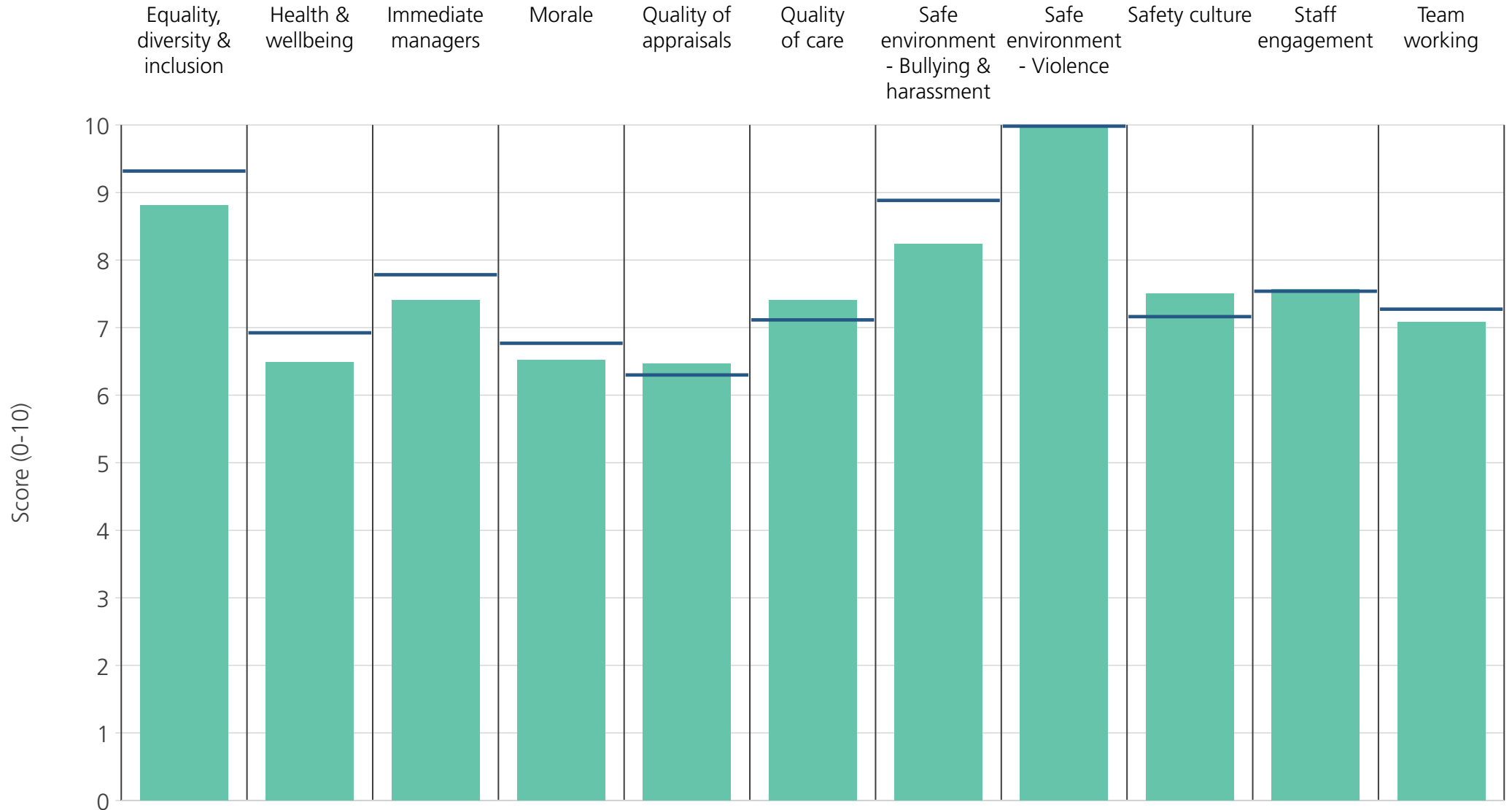
The **number of responses** feeding into each theme score **for the given directorate** is specified below the table containing the directorate and trust scores.



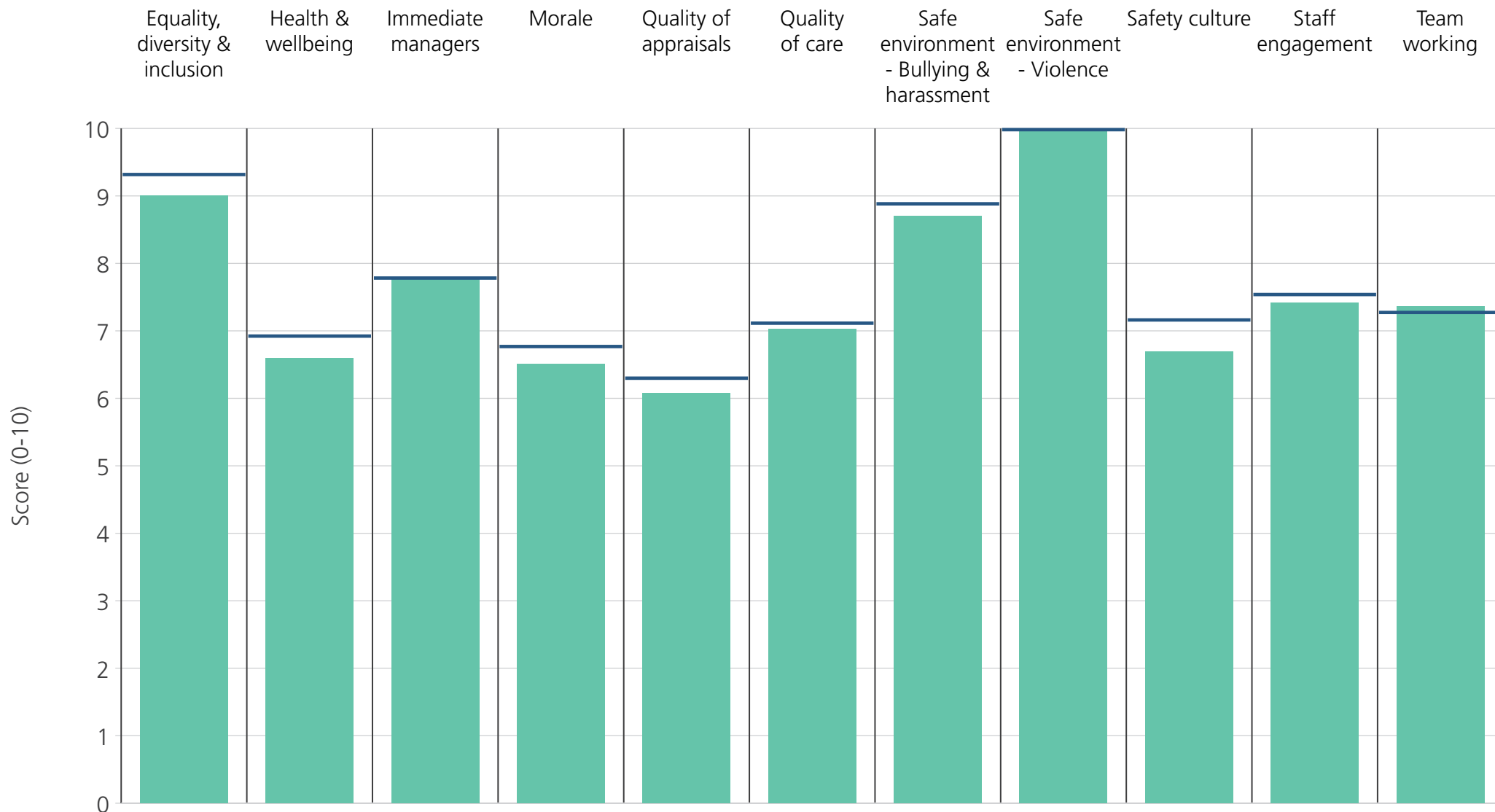
! Note: when there are less than 11 responses in a group, results are suppressed to protect staff confidentiality

Directorates 1

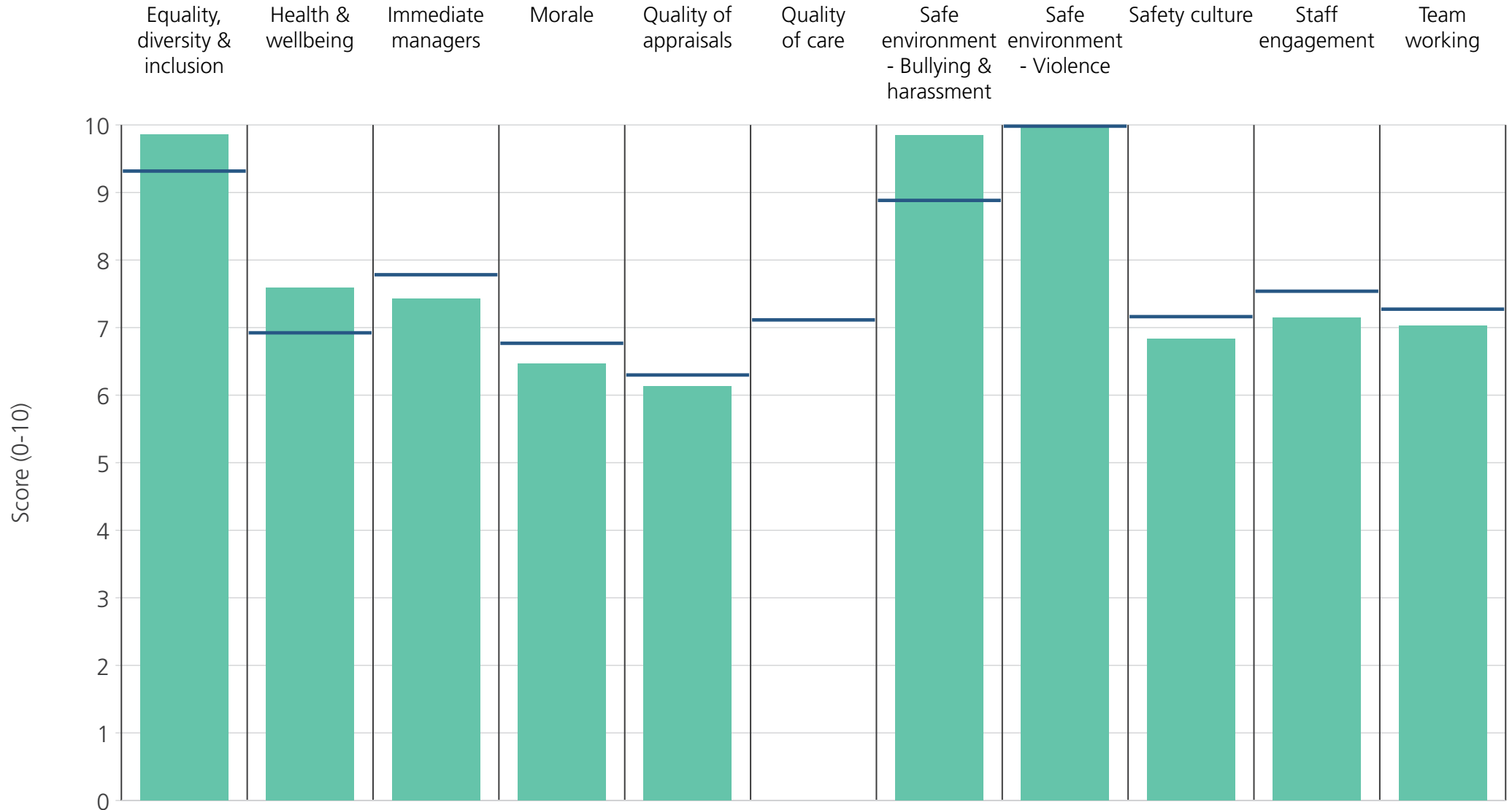
NHS Ipswich and East Suffolk CCG
2019 NHS Staff Survey Results



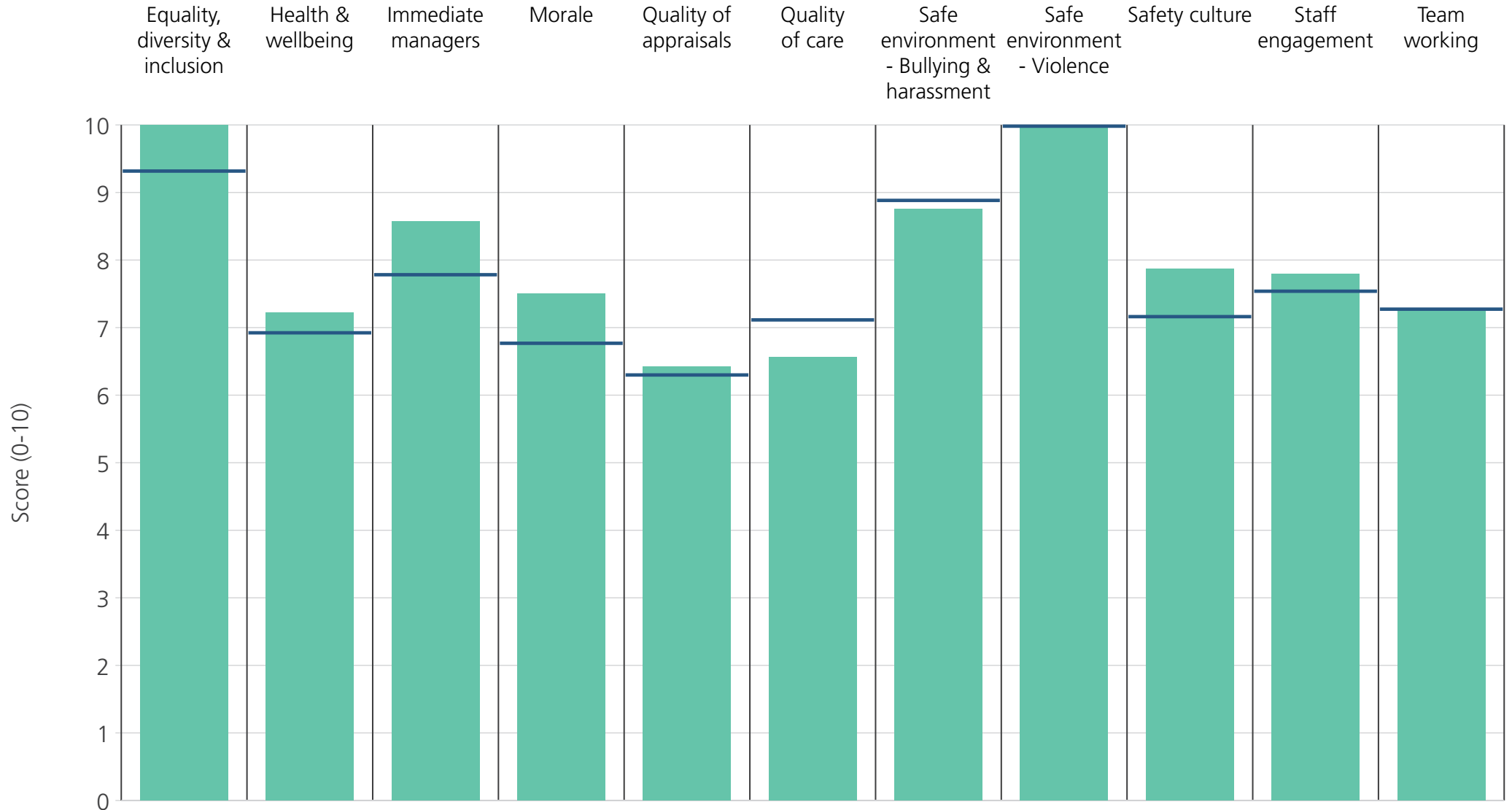
Directorate	8.8	6.5	7.4	6.5	6.5	7.4	8.2	10.0	7.5	7.6	7.1
Your org	9.3	6.9	7.8	6.8	6.3	7.1	8.9	10.0	7.2	7.5	7.3
Responses	53	53	53	52	41	39	53	53	53	54	54



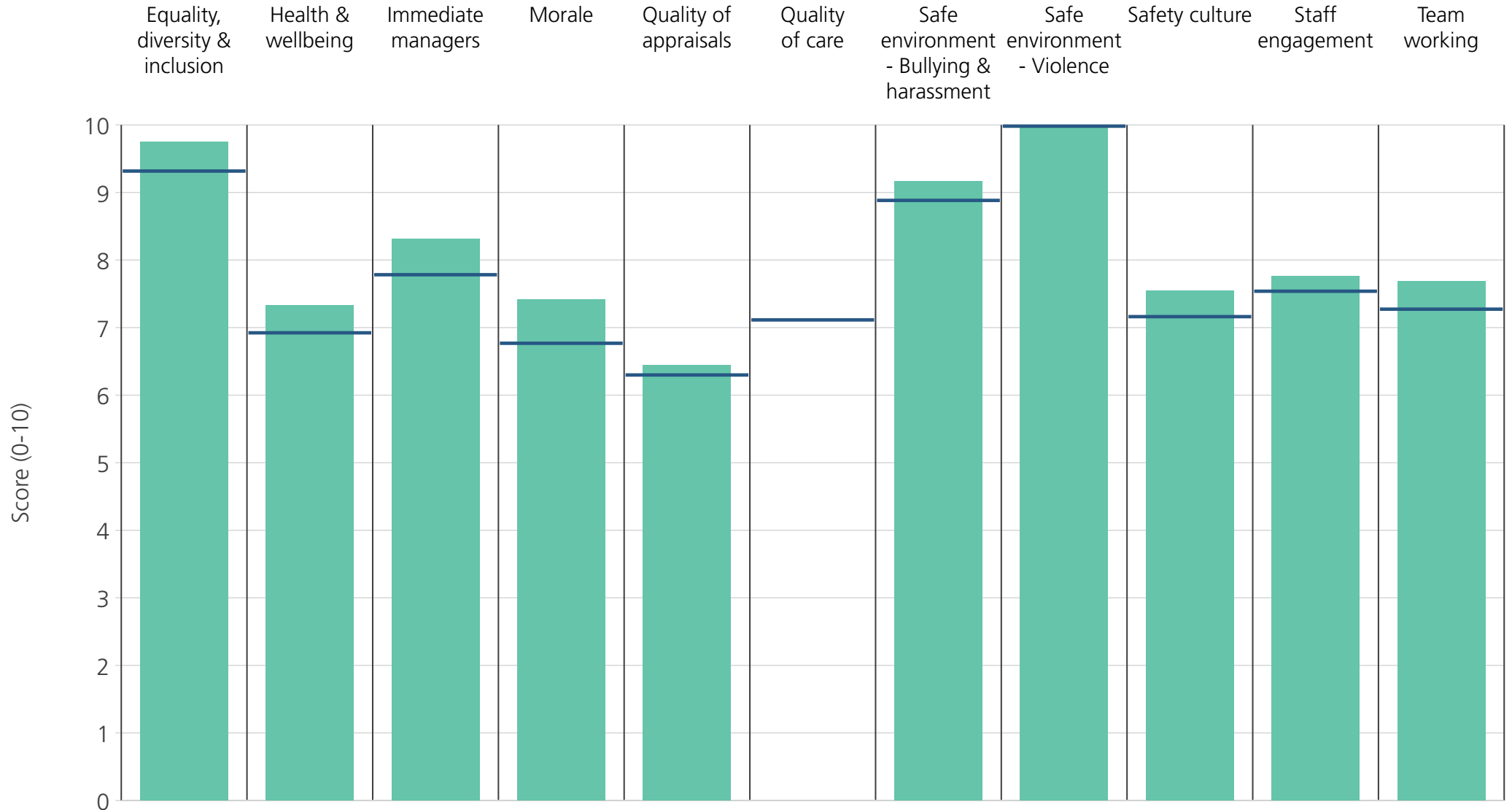
Directorate	9.0	6.6	7.8	6.5	6.1	7.0	8.7	10.0	6.7	7.4	7.4
Your org	9.3	6.9	7.8	6.8	6.3	7.1	8.9	10.0	7.2	7.5	7.3
Responses	36	36	37	36	29	22	36	36	36	38	37



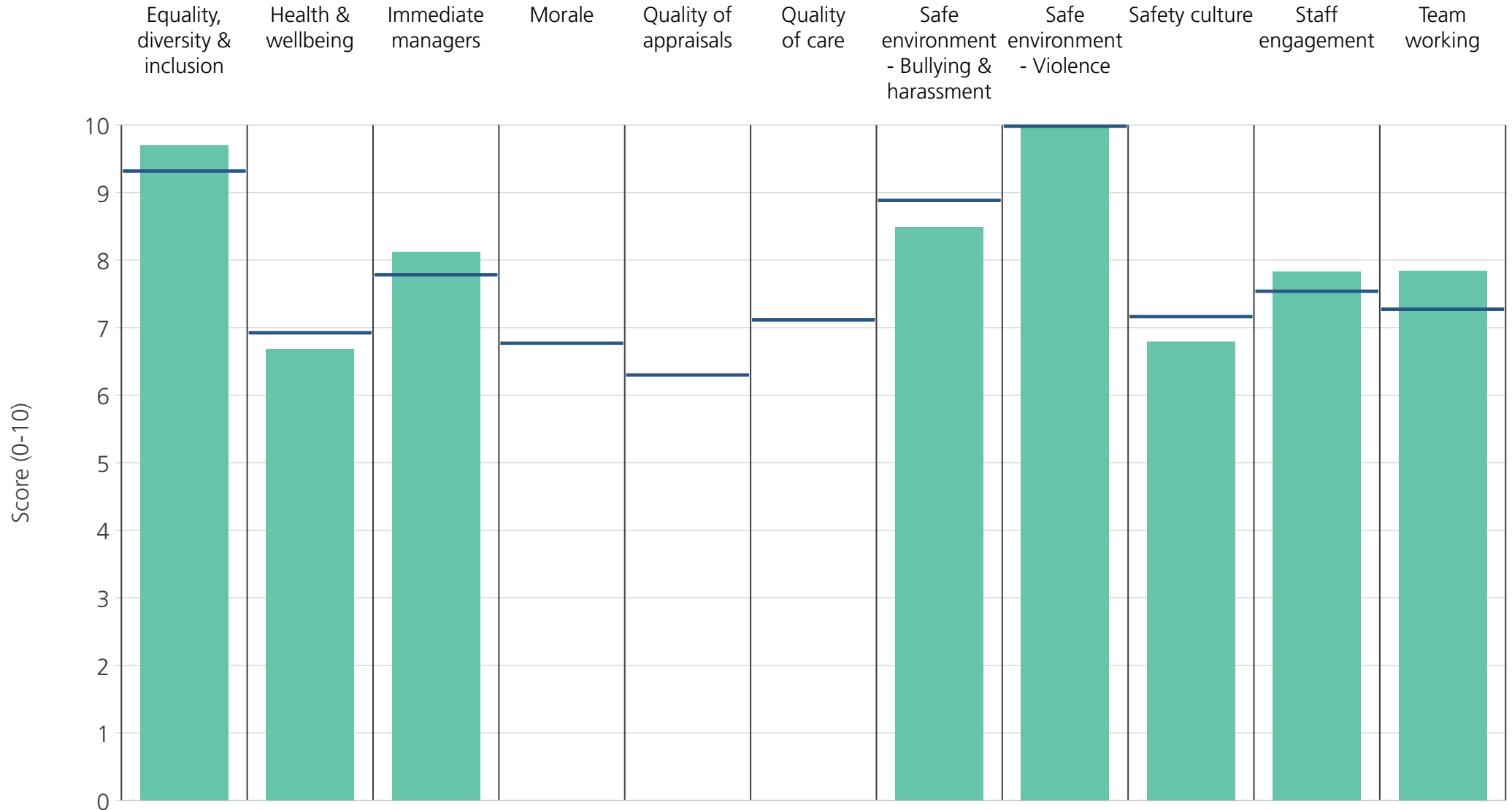
Directorate	9.9	7.6	7.4	6.5	6.1	7.1	9.8	10.0	6.8	7.1	7.0
Your org	9.3	6.9	7.8	6.8	6.3	7.1	8.9	10.0	7.2	7.5	7.3
Responses	23	23	23	23	20	9	22	23	23	24	24



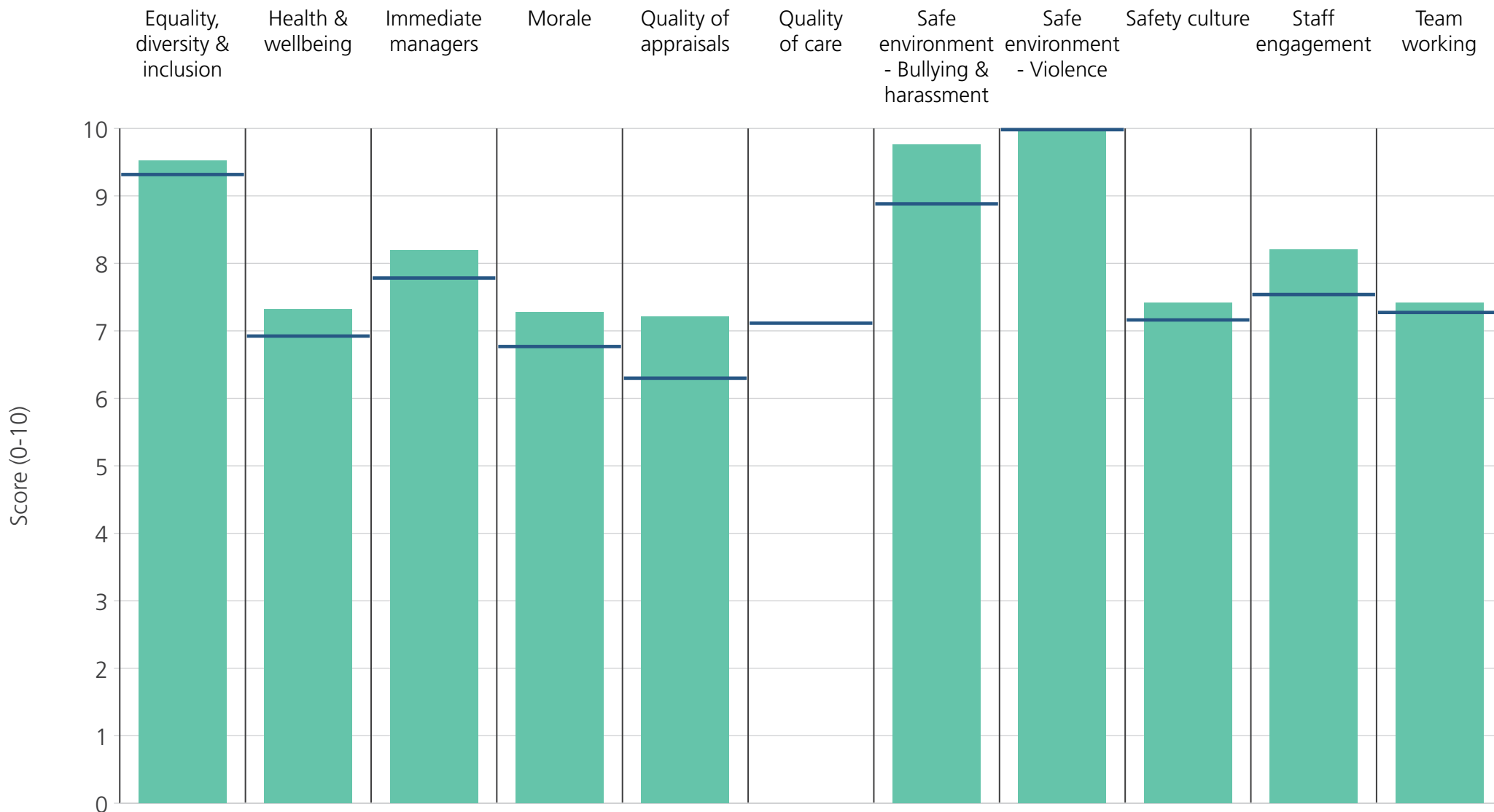
Directorate	10.0	7.2	8.6	7.5	6.4	6.6	8.8	10.0	7.9	7.8	7.3
Your org	9.3	6.9	7.8	6.8	6.3	7.1	8.9	10.0	7.2	7.5	7.3
Responses	16	16	16	16	15	12	16	16	16	17	17



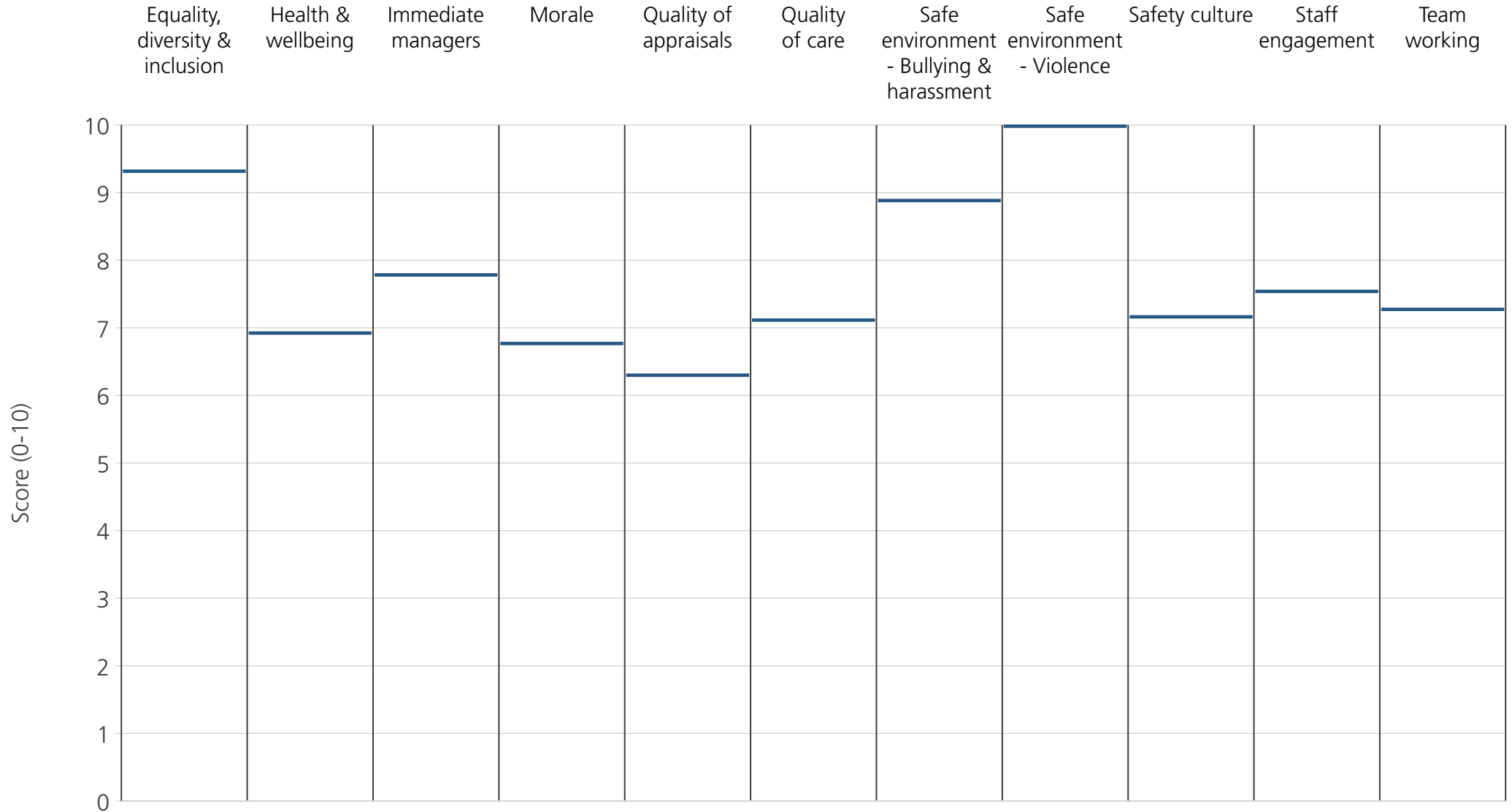
Directorate	9.8	7.3	8.3	7.4	6.4	7.1	9.2	10.0	7.6	7.8	7.7
Your org	9.3	6.9	7.8	6.8	6.3	7.1	8.9	10.0	7.2	7.5	7.3
Responses	20	20	20	20	19	8	20	20	20	20	20



Directorate	9.7	6.7	8.1				8.5	10.0	6.8	7.8	7.8
Your org	9.3	6.9	7.8	6.8	6.3	7.1	8.9	10.0	7.2	7.5	7.3
Responses	11	11	11	10	10	9	11	11	11	11	11



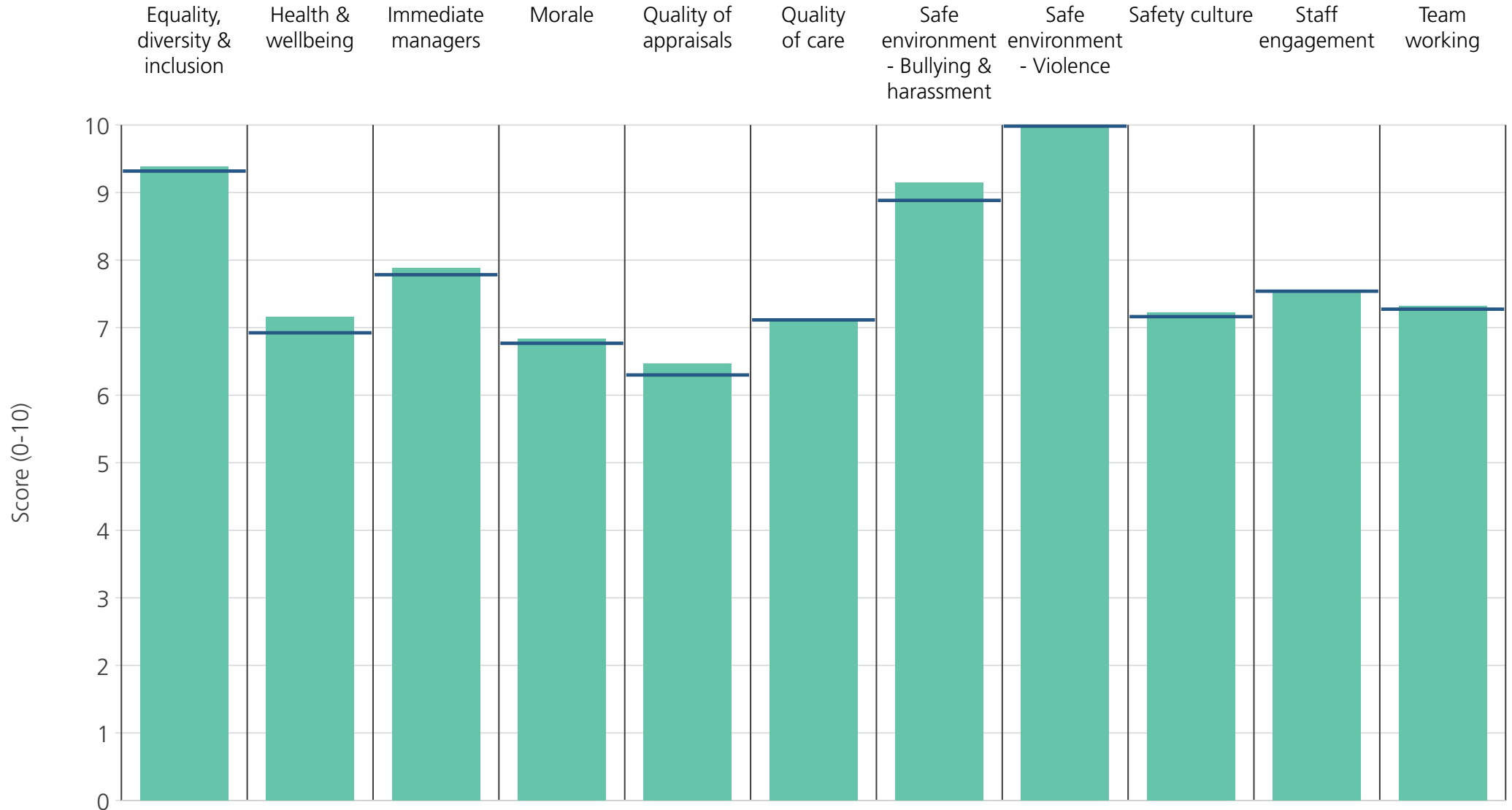
Directorate	9.5	7.3	8.2	7.3	7.2		9.8	10.0	7.4	8.2	7.4
Your org	9.3	6.9	7.8	6.8	6.3	7.1	8.9	10.0	7.2	7.5	7.3
Responses	14	14	14	14	13	7	14	14	14	14	14



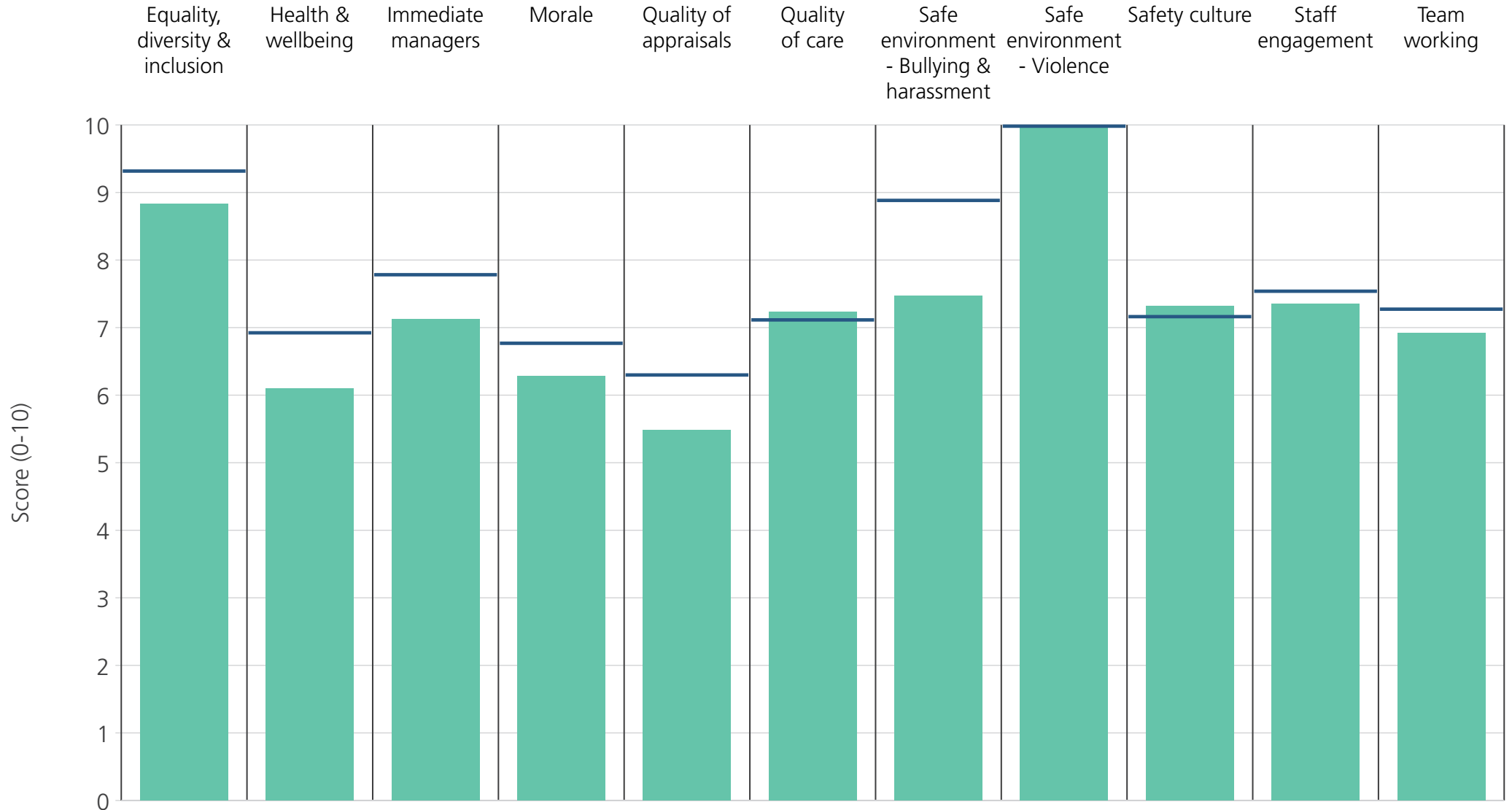
Directorate	9.3	6.9	7.8	6.8	6.3	7.1	8.9	10.0	7.2	7.5	7.3
Your org	9.3	6.9	7.8	6.8	6.3	7.1	8.9	10.0	7.2	7.5	7.3
Responses	10	10	10	10	7	3	10	10	10	10	10

Directorates 2

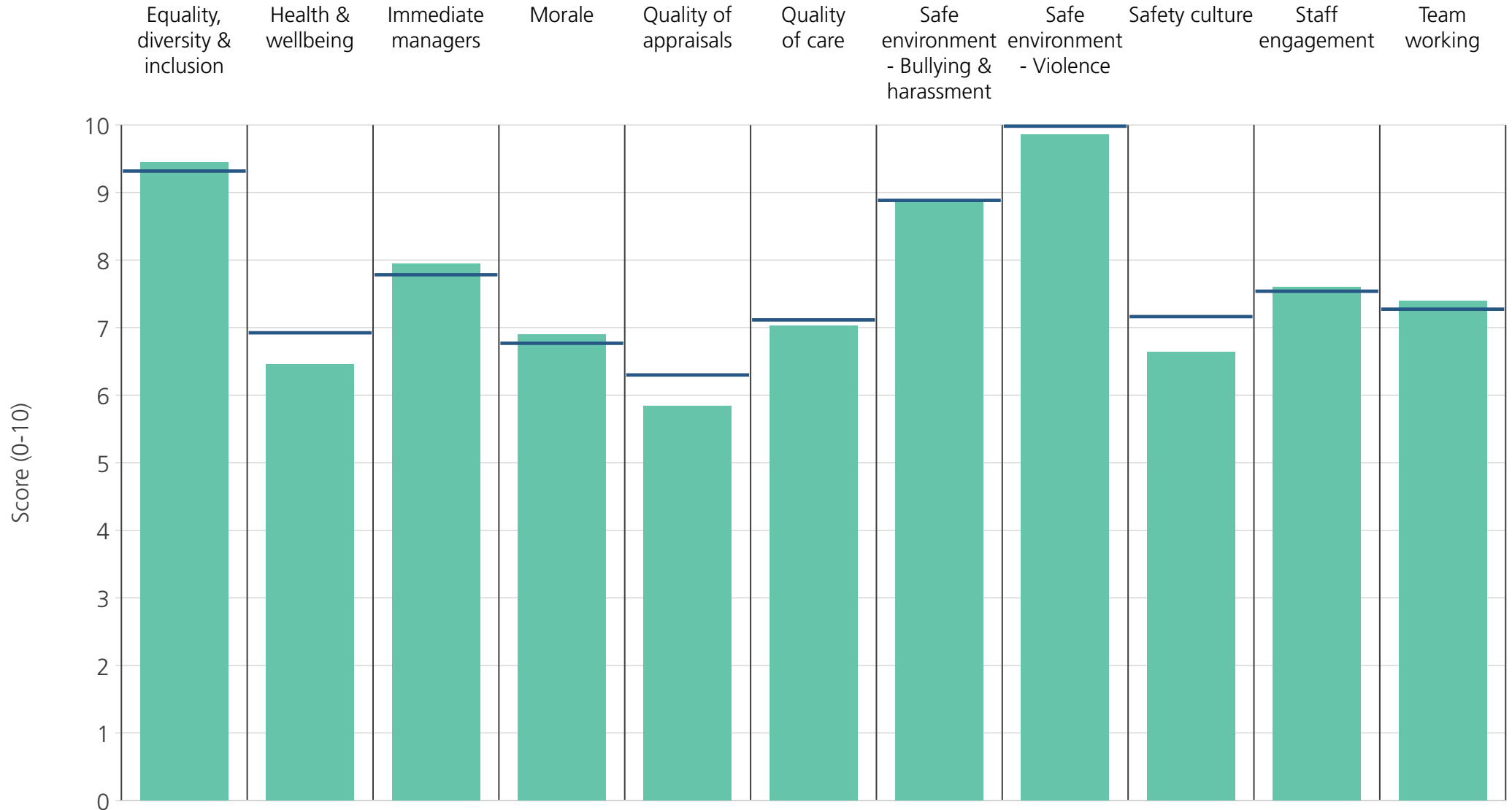
NHS Ipswich and East Suffolk CCG
2019 NHS Staff Survey Results



Directorate	9.4	7.2	7.9	6.8	6.5	7.1	9.1	10.0	7.2	7.6	7.3
Your org	9.3	6.9	7.8	6.8	6.3	7.1	8.9	10.0	7.2	7.5	7.3
Responses	134	134	135	133	120	74	133	134	134	138	137



Directorate	8.8	6.1	7.1	6.3	5.5	7.2	7.5	10.0	7.3	7.4	6.9
Your org	9.3	6.9	7.8	6.8	6.3	7.1	8.9	10.0	7.2	7.5	7.3
Responses	25	25	25	25	13	19	25	25	25	26	26



Directorate	9.4	6.5	7.9	6.9	5.8	7.0	8.9	9.9	6.6	7.6	7.4
Your org	9.3	6.9	7.8	6.8	6.3	7.1	8.9	10.0	7.2	7.5	7.3
Responses	24	24	24	23	21	16	24	24	24	24	24