

NHS Lambeth CCG

2019 NHS Staff Survey

Directorate Report

Contents

Introduction	3
Themes – Directorates 1	4
Commissioning	5
Corporate and Governance	6
Primary Care	7
Themes – Directorates 2	8
474 Corporate (181816) L3	9
Other	10

This directorate report for NHS Lambeth CCG contains results by directorate for themes from the 2019 NHS Staff Survey. These results are compared to the unweighted average for your organisation.

The directorate breakdowns used in this report were provided and defined by NHS Lambeth CCG. Details of how the theme scores were calculated are included in the Technical Document, available to download from our [results website](#).

Key features

Breakdown type and **directorate name** are specified in the header. Black text in the header is hyperlinked: clicking on '2019 NHS Staff Survey Results' navigates back to the contents page.

Directorate results are presented in the context of the (unweighted) **organisation average ('Your org')**, so it is easy to tell if a directorate is performing better or worse than the organisation average. For all themes, a higher score is a better result than a lower score.

The **number of responses** feeding into each theme score **for the given directorate** is specified below the table containing the directorate and trust scores.

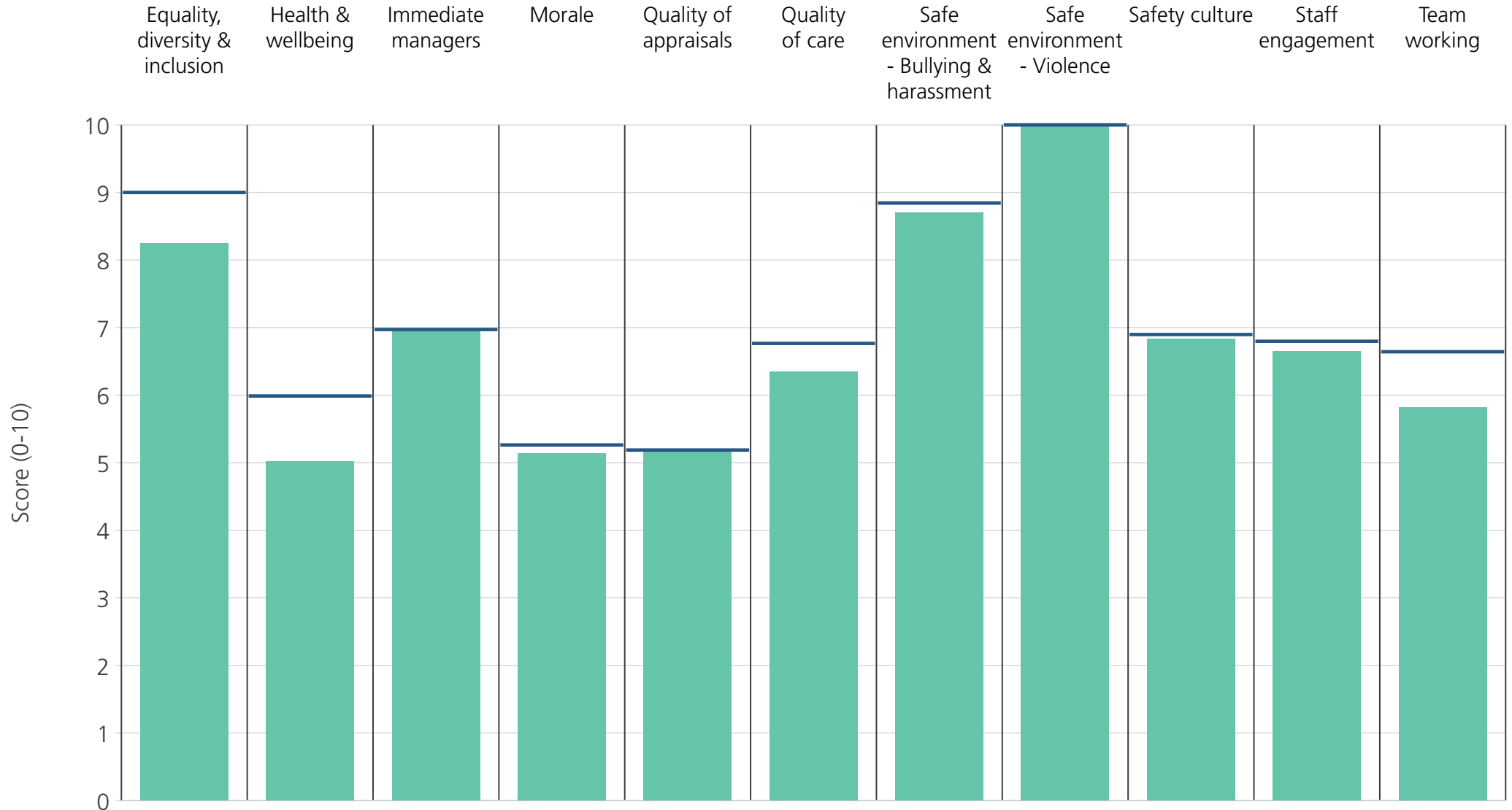


! Note: when there are less than 11 responses in a group, results are suppressed to protect staff confidentiality

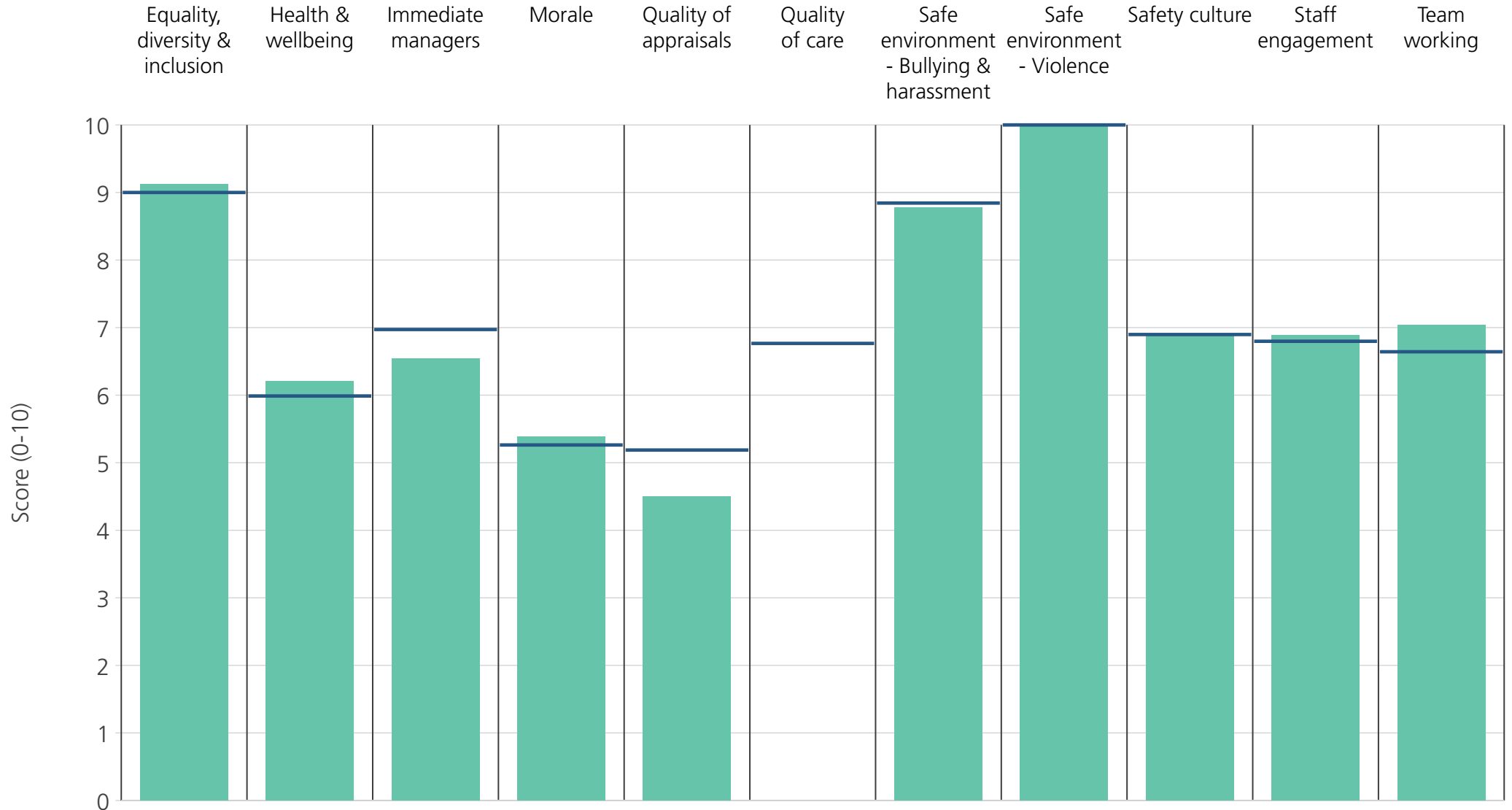
Directorates 1

NHS Lambeth CCG

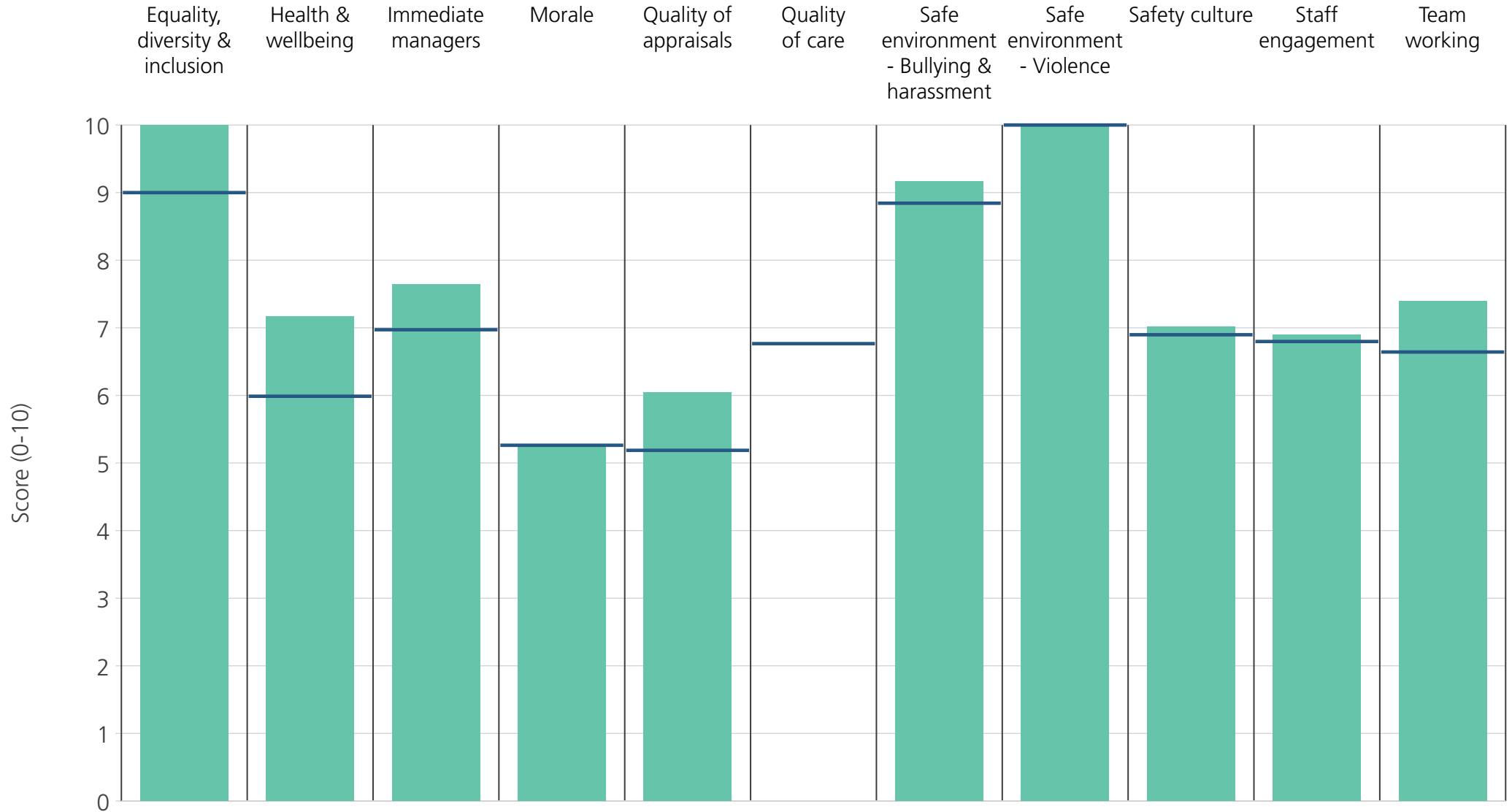
2019 NHS Staff Survey Results



Directorate	8.2	5.0	7.0	5.1	5.2	6.3	8.7	10.0	6.8	6.7	5.8
Your org	9.0	6.0	7.0	5.3	5.2	6.8	8.8	10.0	6.9	6.8	6.6
Responses	19	19	19	19	13	13	18	19	19	20	20



Directorate	9.1	6.2	6.5	5.4	4.5	6.8	8.8	10.0	6.9	6.9	7.0
Your org	9.0	6.0	7.0	5.3	5.2	6.8	8.8	10.0	6.9	6.8	6.6
Responses	19	19	19	19	15	6	19	18	19	19	19

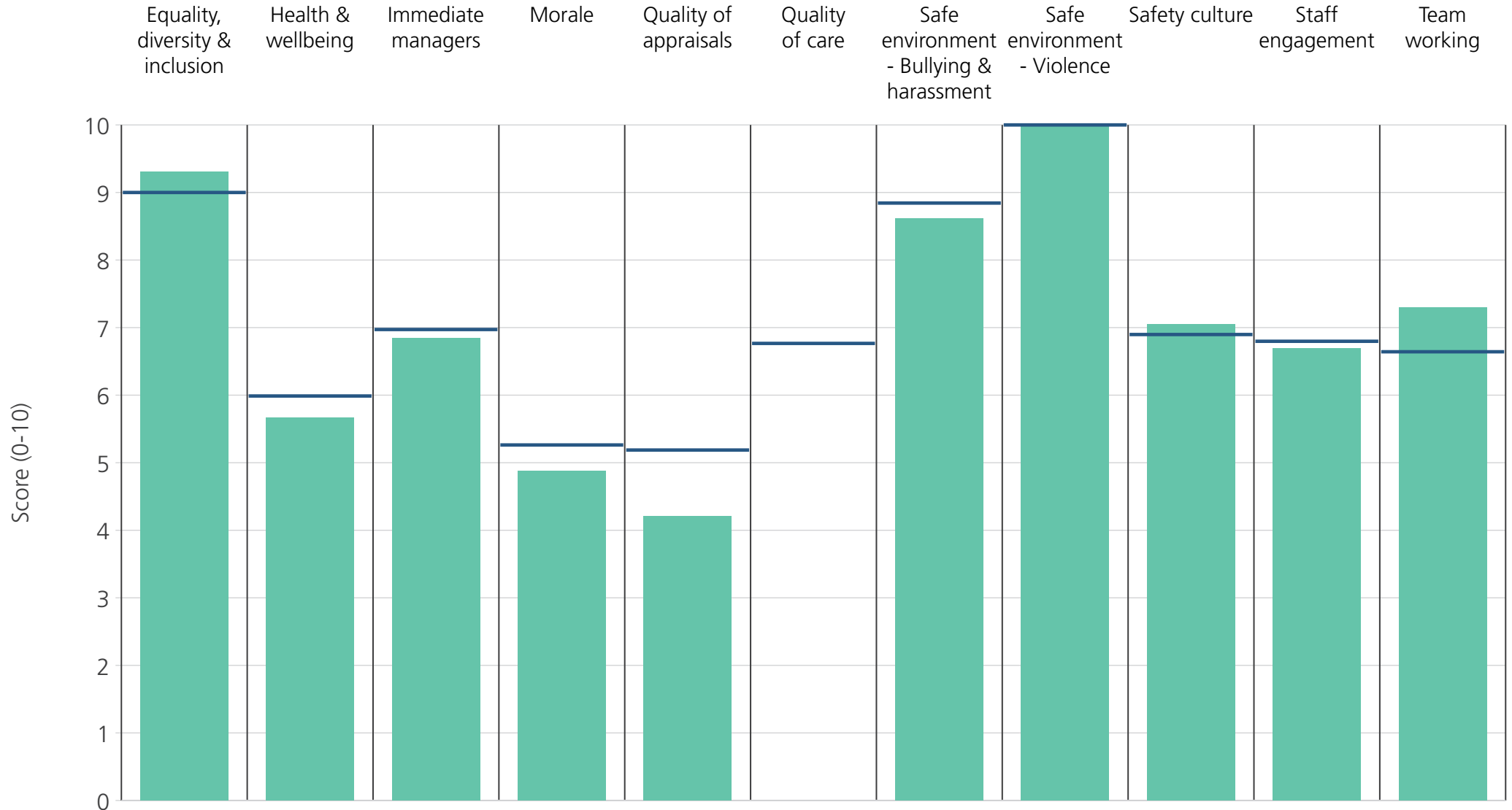


Directorate	10.0	7.2	7.6	5.3	6.0		9.2	10.0	7.0	6.9	7.4
Your org	9.0	6.0	7.0	5.3	5.2	6.8	8.8	10.0	6.9	6.8	6.6
Responses	12	12	12	12	12	2	12	12	12	12	12

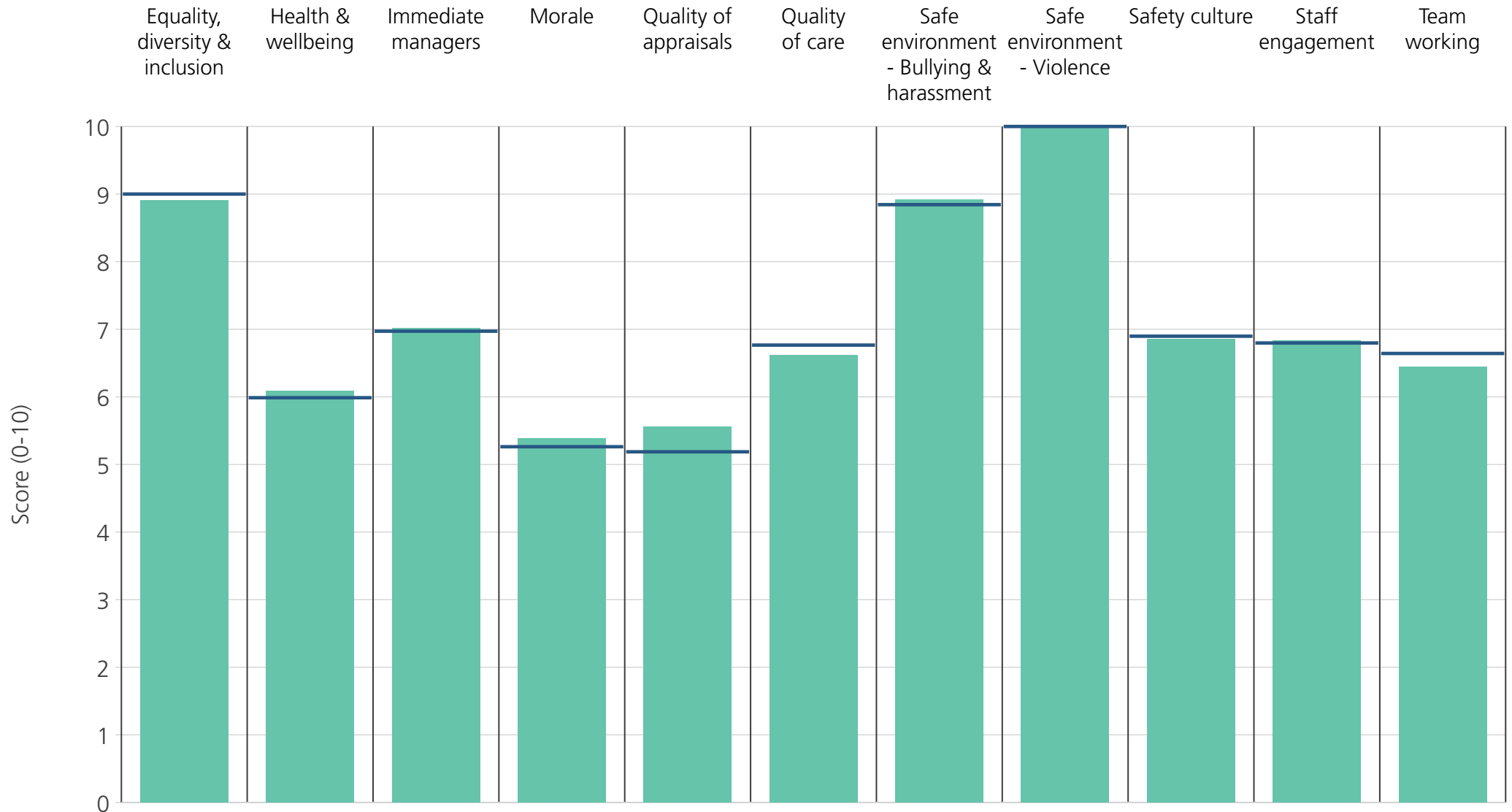
Directorates 2

NHS Lambeth CCG

2019 NHS Staff Survey Results



Directorate	9.3	5.7	6.8	4.9	4.2	-	8.6	10.0	7.0	6.7	7.3
Your org	9.0	6.0	7.0	5.3	5.2	6.8	8.8	10.0	6.9	6.8	6.6
Responses	12	12	12	12	11	5	12	11	12	12	12



Directorate	8.9	6.1	7.0	5.4	5.6	6.6	8.9	10.0	6.8	6.8	6.4
Your org	9.0	6.0	7.0	5.3	5.2	6.8	8.8	10.0	6.9	6.8	6.6
Responses	38	38	38	38	29	16	37	38	38	39	39